

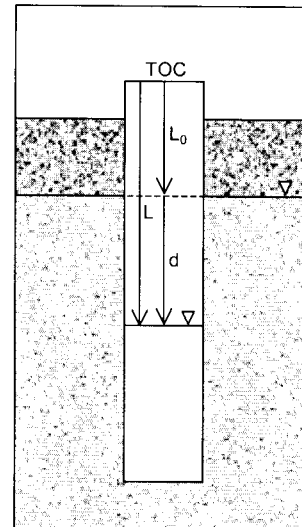
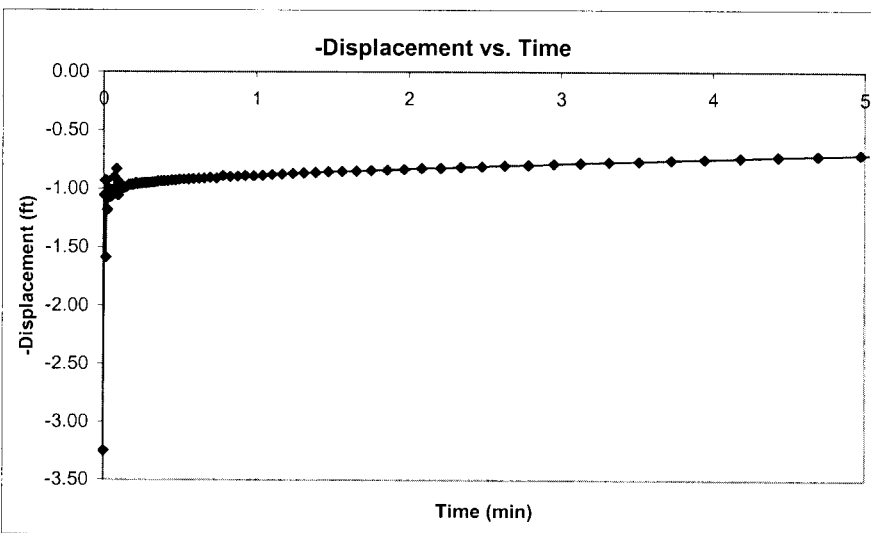
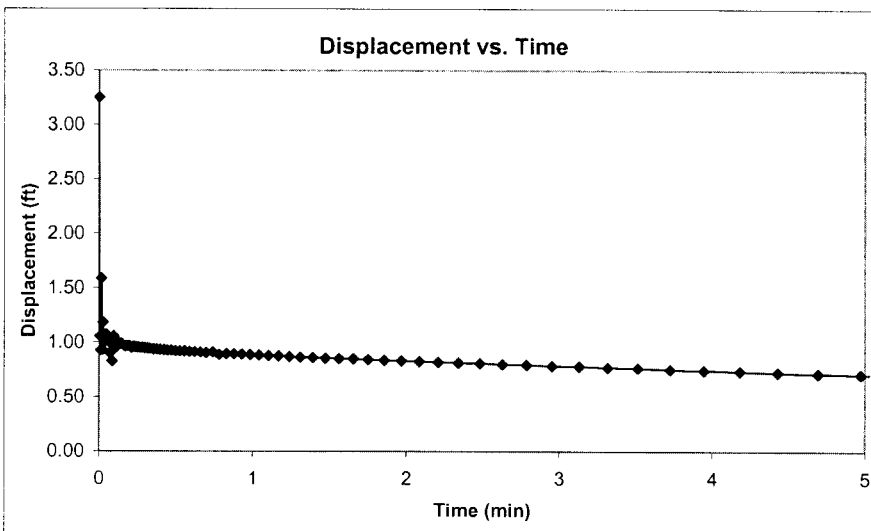
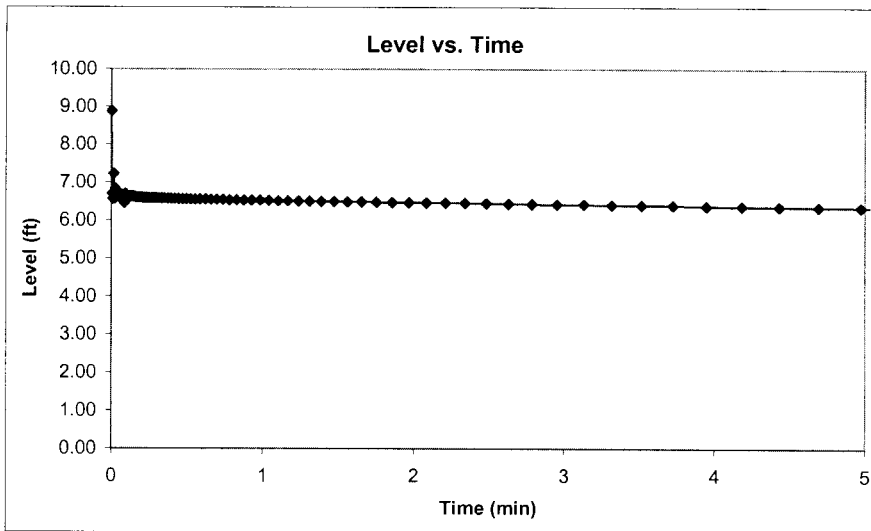
APPENDIX F
SLUG TEST LOGS AND SOLUTIONS

THIS PAGE INTENTIONALLY LEFT BLANK.

Load Line 4 Phase II RI Slug Test Summary

Monitoring Well ID	Total Depth (ft bgs)	Screened Interval (ft bgs)	Lithology in Screened Interval	Rising Head or Falling Head Test	Slug-Test-Determined Hydraulic Conductivity (ft/day)	Slug-Test-Determined Hydraulic Conductivity (cm/sec)
MW-193	24.31	11.3-21.3	Sandy silt to silty clay	Rising	7.97E-05	4.05E-05
MW-194	23.81	11.3-21.3	Silty clay	Rising	3.33E-04	1.69E-04
MW-195	22.85	10.3-20.3	Fine-grained sand upper half; clayey silt in lower half	Rising	2.60E-04	1.32E-04
MW-196	21.76	9.2-19.2	Fine-grained sand	Rising	5.75E-03	2.92E-03
MW-197	23.61	10.8-20.8	Very fine-grained silty sand upper half; clay in lower	Rising	1.65E-04	8.36E-05
MW-198	21.9	10.3-20.3	Silt to silty clay	Rising	1.61E-04	8.19E-05
MW-199	23.25	10.3-20.3	Silty clay with silty sand at bottom of interval	Rising	1.31E-04	6.66E-05
MW-200	25.24	12.6-22.6	Very fine-grained silty sand	Rising	9.45E-05	4.80E-05

IN_SITU INC.	Troll	
Report generated:	4/5/2003	13:06:18
Report from file:		
DataMgr Version	2.12	
Serial number:	11282	
Firmware Version	6.24	
Unit name:	SP4000	
Test name:		LL4mw193 slugout
Test defined on:	9/26/2001	8:31:05
Test started on:	9/26/2001	8:31:32
Test stopped on:	9/26/2001	10:49:54
Test extracted on:	9/26/2001	10:50:01
Data gathered using Logarithmic testing		
Maximum time between data points:	1.0000	Minutes.
Number of data samples:	231	
TOTAL DATA SAMPLES		
	231	
Channel number [1]		
Measurement type:	Temperature	
Channel name:	OnBoard Temp	
Channel number [2]		
Measurement type:	Pressure/Level	
Channel name:	OnBoard Pressure	
Sensor Range:	15 PSI.	
Specific gravity:	1	
Mode:	TOC	
User-defined reference:	6.6	Feet H2O
Referenced on:	channel definition.	
Pressure head at reference:	11.622	Feet H2O



TOC = Top of casing
 L = Level
 L₀ = Initial (static) L
 d = Displacement = L - L₀

LL4MW193					AqtwSolv	Final	Point	Point	Check
					Max	Chan[2]	ET	Chan[2]	
					(min)	Feet H2O	(min)	Feet H2O	
					137.7230	5.6340	5.0000	6.3400	Rise
						Rise	Fall		
				L		d	-d		
Date	Time	ET (min)	Chan[1] Celsius	Chan[2] Feet H2O	ET (min)	Chan[2] Feet H2O	Chan[2] Feet H2O		
9/26/2001	8:31:32	0.0000	51.8800	8.8850	0.0000	3.2510	-3.2510		
9/26/2001	8:31:32	0.0050	51.8800	6.6910	0.0050	1.0570	-1.0570		
9/26/2001	8:31:32	0.0100	51.9000	6.5640	0.0100	0.9300	-0.9300		
9/26/2001	8:31:32	0.0150	51.9100	7.2210	0.0150	1.5870	-1.5870		
9/26/2001	8:31:33	0.0200	51.9100	6.5660	0.0200	0.9320	-0.9320		
9/26/2001	8:31:33	0.0250	51.9200	6.8180	0.0250	1.1840	-1.1840		
9/26/2001	8:31:33	0.0300	51.9200	6.6840	0.0300	1.0500	-1.0500		
9/26/2001	8:31:34	0.0350	51.9300	6.7020	0.0350	1.0680	-1.0680		
9/26/2001	8:31:34	0.0400	51.9400	6.7050	0.0400	1.0710	-1.0710		
9/26/2001	8:31:34	0.0450	51.9500	6.6470	0.0450	1.0130	-1.0130		
9/26/2001	8:31:35	0.0500	51.9500	6.7020	0.0500	1.0680	-1.0680		
9/26/2001	8:31:35	0.0550	51.9500	6.6470	0.0550	1.0130	-1.0130		
9/26/2001	8:31:35	0.0600	51.9600	6.6770	0.0600	1.0430	-1.0430		
9/26/2001	8:31:35	0.0650	51.9600	6.6560	0.0650	1.0220	-1.0220		
9/26/2001	8:31:36	0.0700	51.9700	6.5360	0.0700	0.9020	-0.9020		
9/26/2001	8:31:36	0.0750	51.9800	6.6630	0.0750	1.0290	-1.0290		
9/26/2001	8:31:36	0.0800	51.9800	6.6420	0.0800	1.0080	-1.0080		
9/26/2001	8:31:37	0.0850	51.9800	6.4630	0.0850	0.8290	-0.8290		
9/26/2001	8:31:37	0.0900	51.9800	6.6750	0.0900	1.0410	-1.0410		
9/26/2001	8:31:37	0.0950	51.9900	6.6910	0.0950	1.0570	-1.0570		
9/26/2001	8:31:38	0.1000	52.0100	6.5780	0.1000	0.9440	-0.9440		
9/26/2001	8:31:38	0.1058	52.0100	6.6420	0.1058	1.0080	-1.0080		
9/26/2001	8:31:38	0.1120	52.0200	6.6240	0.1120	0.9900	-0.9900		
9/26/2001	8:31:39	0.1185	52.0200	6.6400	0.1185	1.0060	-1.0060		
9/26/2001	8:31:39	0.1255	52.0200	6.6260	0.1255	0.9920	-0.9920		
9/26/2001	8:31:39	0.1328	52.0300	6.6240	0.1328	0.9900	-0.9900		
9/26/2001	8:31:40	0.1407	52.0300	6.6240	0.1407	0.9900	-0.9900		
9/26/2001	8:31:40	0.1490	52.0300	6.6220	0.1490	0.9880	-0.9880		
9/26/2001	8:31:41	0.1578	52.0400	6.6100	0.1578	0.9760	-0.9760		
9/26/2001	8:31:42	0.1672	52.0400	6.5990	0.1672	0.9650	-0.9650		
9/26/2001	8:31:42	0.1770	52.0600	6.6010	0.1770	0.9670	-0.9670		
9/26/2001	8:31:43	0.1875	52.0700	6.6010	0.1875	0.9670	-0.9670		
9/26/2001	8:31:43	0.1985	52.0700	6.6010	0.1985	0.9670	-0.9670		
9/26/2001	8:31:44	0.2102	52.0800	6.5870	0.2102	0.9530	-0.9530		
9/26/2001	8:31:45	0.2227	52.0800	6.5940	0.2227	0.9600	-0.9600		
9/26/2001	8:31:46	0.2358	52.0800	6.5920	0.2358	0.9580	-0.9580		
9/26/2001	8:31:46	0.2498	52.0900	6.5890	0.2498	0.9550	-0.9550		
9/26/2001	8:31:47	0.2647	52.0900	6.5870	0.2647	0.9530	-0.9530		
9/26/2001	8:31:48	0.2803	52.0900	6.5850	0.2803	0.9510	-0.9510		
9/26/2001	8:31:49	0.2970	52.0900	6.5830	0.2970	0.9490	-0.9490		
9/26/2001	8:31:50	0.3147	52.0900	6.5800	0.3147	0.9460	-0.9460		
9/26/2001	8:31:52	0.3333	52.0900	6.5780	0.3333	0.9440	-0.9440		
9/26/2001	8:31:53	0.3532	52.1000	6.5730	0.3532	0.9390	-0.9390		
9/26/2001	8:31:54	0.3742	52.0900	6.5710	0.3742	0.9370	-0.9370		
9/26/2001	8:31:55	0.3963	52.1000	6.5690	0.3963	0.9350	-0.9350		
9/26/2001	8:31:57	0.4198	52.1200	6.5660	0.4198	0.9320	-0.9320		
9/26/2001	8:31:58	0.4447	52.1000	6.5620	0.4447	0.9280	-0.9280		
9/26/2001	8:32:00	0.4697	52.1000	6.5620	0.4697	0.9280	-0.9280		
9/26/2001	8:32:01	0.4963	52.1200	6.5570	0.4963	0.9230	-0.9230		

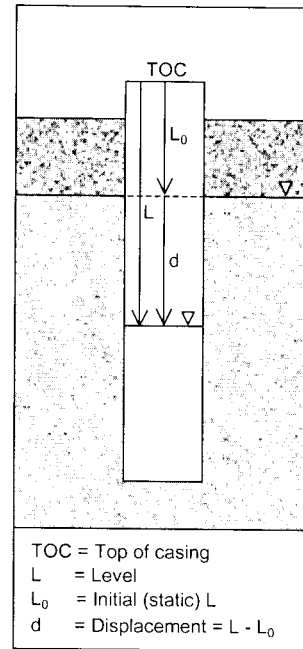
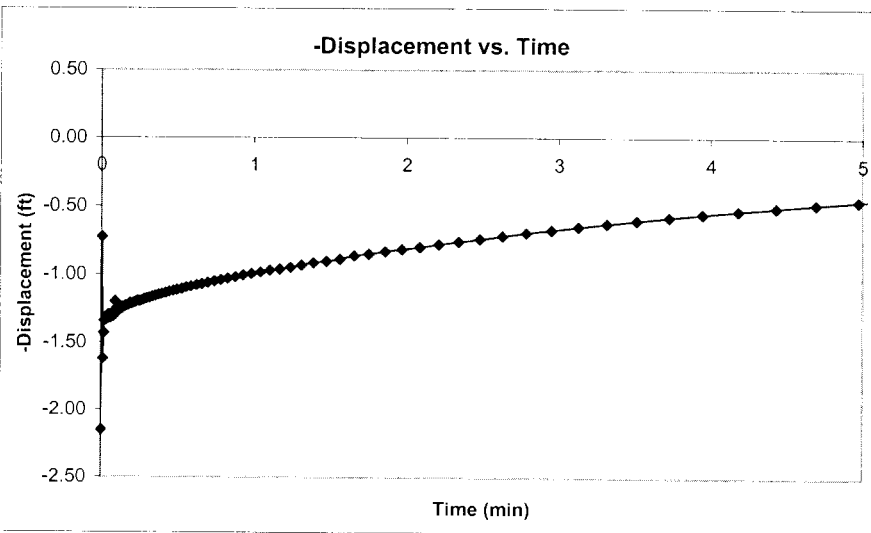
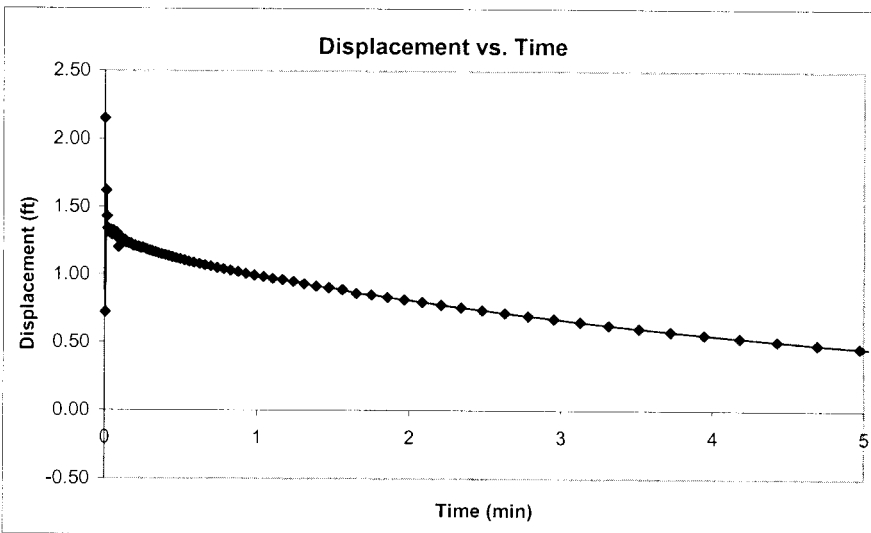
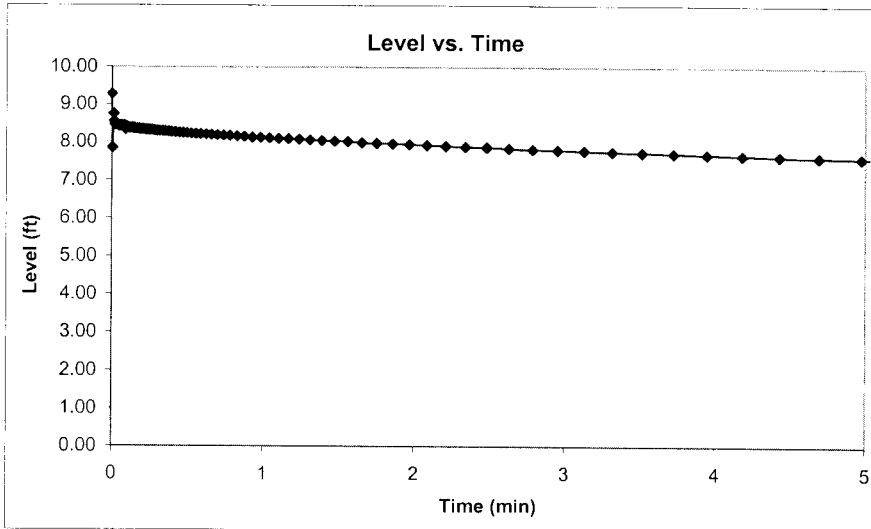
9/26/2001	8:32:03	0.5247	52.1000	6.5550		0.5247	0.9210	-0.9210	
9/26/2001	8:32:05	0.5547	52.1200	6.5530		0.5547	0.9190	-0.9190	
9/26/2001	8:32:07	0.5863	52.1200	6.5500		0.5863	0.9160	-0.9160	
9/26/2001	8:32:09	0.6213	52.1200	6.5480		0.6213	0.9140	-0.9140	
9/26/2001	8:32:11	0.6580	52.1200	6.5460		0.6580	0.9120	-0.9120	
9/26/2001	8:32:13	0.6963	52.1200	6.5410		0.6963	0.9070	-0.9070	
9/26/2001	8:32:16	0.7380	52.1200	6.5460		0.7380	0.9120	-0.9120	
9/26/2001	8:32:18	0.7813	52.1200	6.5230		0.7813	0.8890	-0.8890	
9/26/2001	8:32:21	0.8280	52.1200	6.5320		0.8280	0.8980	-0.8980	
9/26/2001	8:32:24	0.8763	52.1300	6.5290		0.8763	0.8950	-0.8950	
9/26/2001	8:32:27	0.9280	52.1300	6.5250		0.9280	0.8910	-0.8910	
9/26/2001	8:32:30	0.9830	52.1300	6.5230		0.9830	0.8890	-0.8890	
9/26/2001	8:32:34	1.0413	52.1300	6.5200		1.0413	0.8860	-0.8860	
9/26/2001	8:32:38	1.1030	52.1200	6.5130		1.1030	0.8790	-0.8790	
9/26/2001	8:32:42	1.1680	52.1200	6.5110		1.1680	0.8770	-0.8770	
9/26/2001	8:32:46	1.2380	52.1300	6.5040		1.2380	0.8700	-0.8700	
9/26/2001	8:32:50	1.3113	52.1200	6.4990		1.3113	0.8650	-0.8650	
9/26/2001	8:32:55	1.3897	52.1200	6.4950		1.3897	0.8610	-0.8610	
9/26/2001	8:33:00	1.4730	52.1300	6.4900		1.4730	0.8560	-0.8560	
9/26/2001	8:33:05	1.5613	52.1300	6.4860		1.5613	0.8520	-0.8520	
9/26/2001	8:33:11	1.6547	52.1300	6.4830		1.6547	0.8490	-0.8490	
9/26/2001	8:33:17	1.7530	52.1300	6.4790		1.7530	0.8450	-0.8450	
9/26/2001	8:33:23	1.8580	52.1300	6.4720		1.8580	0.8380	-0.8380	
9/26/2001	8:33:30	1.9680	52.1300	6.4670		1.9680	0.8330	-0.8330	
9/26/2001	8:33:37	2.0847	52.1300	6.4600		2.0847	0.8260	-0.8260	
9/26/2001	8:33:44	2.2097	52.1400	6.4560		2.2097	0.8220	-0.8220	
9/26/2001	8:33:52	2.3413	52.1400	6.4490		2.3413	0.8150	-0.8150	
9/26/2001	8:34:00	2.4813	52.1600	6.4420		2.4813	0.8080	-0.8080	
9/26/2001	8:34:09	2.6297	52.1600	6.4350		2.6297	0.8010	-0.8010	
9/26/2001	8:34:19	2.7863	52.1600	6.4280		2.7863	0.7940	-0.7940	
9/26/2001	8:34:29	2.9530	52.1700	6.4210		2.9530	0.7870	-0.7870	
9/26/2001	8:34:39	3.1297	52.1700	6.4140		3.1297	0.7800	-0.7800	
9/26/2001	8:34:50	3.3163	52.1800	6.4050		3.3163	0.7710	-0.7710	
9/26/2001	8:35:02	3.5147	52.1900	6.3980		3.5147	0.7640	-0.7640	
9/26/2001	8:35:15	3.7247	52.2000	6.3890		3.7247	0.7550	-0.7550	
9/26/2001	8:35:28	3.9463	52.2100	6.3800		3.9463	0.7460	-0.7460	
9/26/2001	8:35:42	4.1813	52.2200	6.3700		4.1813	0.7360	-0.7360	
9/26/2001	8:35:57	4.4297	52.2400	6.3590		4.4297	0.7250	-0.7250	
9/26/2001	8:36:13	4.6930	52.2500	6.3500		4.6930	0.7160	-0.7160	
9/26/2001	8:36:30	4.9730	52.2500	6.3400		4.9730	0.7060	-0.7060	
9/26/2001	8:36:48	5.2697	52.2600	6.3330		5.2697	0.6990	-0.6990	
9/26/2001	8:37:06	5.5830	52.2700	6.3220		5.5830	0.6880	-0.6880	
9/26/2001	8:37:26	5.9147	52.2900	6.3100		5.9147	0.6760	-0.6760	
9/26/2001	8:37:47	6.2663	52.2900	6.2960		6.2663	0.6620	-0.6620	
9/26/2001	8:38:10	6.6397	52.2900	6.2850		6.6397	0.6510	-0.6510	
9/26/2001	8:38:34	7.0347	52.3000	6.2710		7.0347	0.6370	-0.6370	
9/26/2001	8:38:59	7.4530	52.3100	6.2570		7.4530	0.6230	-0.6230	
9/26/2001	8:39:25	7.8963	52.3100	6.2460		7.8963	0.6120	-0.6120	
9/26/2001	8:39:53	8.3663	52.3200	6.2300		8.3663	0.5960	-0.5960	
9/26/2001	8:40:23	8.8647	52.3200	6.2180		8.8647	0.5840	-0.5840	
9/26/2001	8:40:55	9.3913	52.3200	6.2020		9.3913	0.5680	-0.5680	
9/26/2001	8:41:28	9.9497	52.3300	6.1860		9.9497	0.5520	-0.5520	
9/26/2001	8:42:04	10.5413	52.3300	6.1720		10.5413	0.5380	-0.5380	
9/26/2001	8:42:42	11.1680	52.3500	6.1580		11.1680	0.5240	-0.5240	
9/26/2001	8:43:21	11.8313	52.3500	6.1420		11.8313	0.5080	-0.5080	
9/26/2001	8:44:04	12.5347	52.3500	6.1260		12.5347	0.4920	-0.4920	
9/26/2001	8:44:48	13.2797	52.3500	6.1100		13.2797	0.4760	-0.4760	
9/26/2001	8:45:36	14.0697	52.3500	6.0930		14.0697	0.4590	-0.4590	
9/26/2001	8:46:26	14.9063	52.3500	6.0770		14.9063	0.4430	-0.4430	
9/26/2001	8:47:19	15.7913	52.3300	6.0590		15.7913	0.4250	-0.4250	

9/26/2001	8:48:15	16.7297	52.3300	6.0400		16.7297	0.4060	-0.4060		
9/26/2001	8:49:15	17.7230	52.3300	6.0220		17.7230	0.3880	-0.3880		
9/26/2001	8:50:15	18.7230	52.3500	6.0060		18.7230	0.3720	-0.3720		
9/26/2001	8:51:15	19.7230	52.3300	5.9900		19.7230	0.3560	-0.3560		
9/26/2001	8:52:15	20.7230	52.3300	5.9780		20.7230	0.3440	-0.3440		
9/26/2001	8:53:15	21.7230	52.3300	5.9620		21.7230	0.3280	-0.3280		
9/26/2001	8:54:15	22.7230	52.3300	5.9500		22.7230	0.3160	-0.3160		
9/26/2001	8:55:15	23.7230	52.3300	5.9340		23.7230	0.3000	-0.3000		
9/26/2001	8:56:15	24.7230	52.3300	5.9250		24.7230	0.2910	-0.2910		
9/26/2001	8:57:15	25.7230	52.3300	5.9140		25.7230	0.2800	-0.2800		
9/26/2001	8:58:15	26.7230	52.3300	5.9000		26.7230	0.2660	-0.2660		
9/26/2001	8:59:15	27.7230	52.3200	5.8880		27.7230	0.2540	-0.2540		
9/26/2001	9:00:15	28.7230	52.3300	5.8770		28.7230	0.2430	-0.2430		
9/26/2001	9:01:15	29.7230	52.3200	5.8700		29.7230	0.2360	-0.2360		
9/26/2001	9:02:15	30.7230	52.3300	5.8580		30.7230	0.2240	-0.2240		
9/26/2001	9:03:15	31.7230	52.3200	5.8490		31.7230	0.2150	-0.2150		
9/26/2001	9:04:15	32.7230	52.3200	5.8420		32.7230	0.2080	-0.2080		
9/26/2001	9:05:15	33.7230	52.3200	5.8330		33.7230	0.1990	-0.1990		
9/26/2001	9:06:15	34.7230	52.3100	5.8240		34.7230	0.1900	-0.1900		
9/26/2001	9:07:15	35.7230	52.3100	5.8170		35.7230	0.1830	-0.1830		
9/26/2001	9:08:15	36.7230	52.3100	5.8100		36.7230	0.1760	-0.1760		
9/26/2001	9:09:15	37.7230	52.3000	5.8030		37.7230	0.1690	-0.1690		
9/26/2001	9:10:15	38.7230	52.3000	5.7960		38.7230	0.1620	-0.1620		
9/26/2001	9:11:15	39.7230	52.2900	5.7910		39.7230	0.1570	-0.1570		
9/26/2001	9:12:15	40.7230	52.2900	5.7870		40.7230	0.1530	-0.1530		
9/26/2001	9:13:15	41.7230	52.2900	5.7820		41.7230	0.1480	-0.1480		
9/26/2001	9:14:15	42.7230	52.2800	5.7750		42.7230	0.1410	-0.1410		
9/26/2001	9:15:15	43.7230	52.2800	5.7710		43.7230	0.1370	-0.1370		
9/26/2001	9:16:15	44.7230	52.2800	5.7640		44.7230	0.1300	-0.1300		
9/26/2001	9:17:15	45.7230	52.2700	5.7610		45.7230	0.1270	-0.1270		
9/26/2001	9:18:15	46.7230	52.2700	5.7540		46.7230	0.1200	-0.1200		
9/26/2001	9:19:15	47.7230	52.2600	5.7500		47.7230	0.1160	-0.1160		
9/26/2001	9:20:15	48.7230	52.2600	5.7470		48.7230	0.1130	-0.1130		
9/26/2001	9:21:15	49.7230	52.2500	5.7430		49.7230	0.1090	-0.1090		
9/26/2001	9:22:15	50.7230	52.2500	5.7380		50.7230	0.1040	-0.1040		
9/26/2001	9:23:15	51.7230	52.2400	5.7380		51.7230	0.1040	-0.1040		
9/26/2001	9:24:15	52.7230	52.2400	5.7310		52.7230	0.0970	-0.0970		
9/26/2001	9:25:15	53.7230	52.2200	5.7290		53.7230	0.0950	-0.0950		
9/26/2001	9:26:15	54.7230	52.2200	5.7240		54.7230	0.0900	-0.0900		
9/26/2001	9:27:15	55.7230	52.2200	5.7220		55.7230	0.0880	-0.0880		
9/26/2001	9:28:15	56.7230	52.2100	5.7200		56.7230	0.0860	-0.0860		
9/26/2001	9:29:15	57.7230	52.2100	5.7150		57.7230	0.0810	-0.0810		
9/26/2001	9:30:15	58.7230	52.2100	5.7130		58.7230	0.0790	-0.0790		
9/26/2001	9:31:15	59.7230	52.2000	5.7110		59.7230	0.0770	-0.0770		
9/26/2001	9:32:15	60.7230	52.2000	5.7080		60.7230	0.0740	-0.0740		
9/26/2001	9:33:15	61.7230	52.1900	5.7060		61.7230	0.0720	-0.0720		
9/26/2001	9:34:15	62.7230	52.1900	5.7040		62.7230	0.0700	-0.0700		
9/26/2001	9:35:15	63.7230	52.1800	5.7010		63.7230	0.0670	-0.0670		
9/26/2001	9:36:15	64.7230	52.1800	5.6970		64.7230	0.0630	-0.0630		
9/26/2001	9:37:15	65.7230	52.1800	5.6970		65.7230	0.0630	-0.0630		
9/26/2001	9:38:15	66.7230	52.1700	5.6940		66.7230	0.0600	-0.0600		
9/26/2001	9:39:15	67.7230	52.1600	5.6920		67.7230	0.0580	-0.0580		
9/26/2001	9:40:15	68.7230	52.1600	5.6920		68.7230	0.0580	-0.0580		
9/26/2001	9:41:15	69.7230	52.1600	5.6880		69.7230	0.0540	-0.0540		
9/26/2001	9:42:15	70.7230	52.1500	5.6880		70.7230	0.0540	-0.0540		
9/26/2001	9:43:15	71.7230	52.1500	5.6880		71.7230	0.0540	-0.0540		
9/26/2001	9:44:15	72.7230	52.1400	5.6850		72.7230	0.0510	-0.0510		
9/26/2001	9:45:15	73.7230	52.1400	5.6810		73.7230	0.0470	-0.0470		
9/26/2001	9:46:15	74.7230	52.1300	5.6810		74.7230	0.0470	-0.0470		
9/26/2001	9:47:15	75.7230	52.1300	5.6780		75.7230	0.0440	-0.0440		

9/26/2001	9:48:15	76.7230	52.1300	5.6780		76.7230	0.0440	-0.0440		
9/26/2001	9:49:15	77.7230	52.1200	5.6760		77.7230	0.0420	-0.0420		
9/26/2001	9:50:15	78.7230	52.1200	5.6760		78.7230	0.0420	-0.0420		
9/26/2001	9:51:15	79.7230	52.1200	5.6740		79.7230	0.0400	-0.0400		
9/26/2001	9:52:15	80.7230	52.0900	5.6710		80.7230	0.0370	-0.0370		
9/26/2001	9:53:15	81.7230	52.0900	5.6710		81.7230	0.0370	-0.0370		
9/26/2001	9:54:15	82.7230	52.0900	5.6710		82.7230	0.0370	-0.0370		
9/26/2001	9:55:15	83.7230	52.0800	5.6690		83.7230	0.0350	-0.0350		
9/26/2001	9:56:15	84.7230	52.0700	5.6690		84.7230	0.0350	-0.0350		
9/26/2001	9:57:15	85.7230	52.0700	5.6690		85.7230	0.0350	-0.0350		
9/26/2001	9:58:15	86.7230	52.0600	5.6670		86.7230	0.0330	-0.0330		
9/26/2001	9:59:15	87.7230	52.0600	5.6640		87.7230	0.0300	-0.0300		
9/26/2001	10:00:15	88.7230	52.0500	5.6670		88.7230	0.0330	-0.0330		
9/26/2001	10:01:15	89.7230	52.0500	5.6640		89.7230	0.0300	-0.0300		
9/26/2001	10:02:15	90.7230	52.0400	5.6640		90.7230	0.0300	-0.0300		
9/26/2001	10:03:15	91.7230	52.0400	5.6620		91.7230	0.0280	-0.0280		
9/26/2001	10:04:15	92.7230	52.0300	5.6620		92.7230	0.0280	-0.0280		
9/26/2001	10:05:15	93.7230	52.0300	5.6600		93.7230	0.0260	-0.0260		
9/26/2001	10:06:15	94.7230	52.0200	5.6600		94.7230	0.0260	-0.0260		
9/26/2001	10:07:15	95.7230	52.0200	5.6600		95.7230	0.0260	-0.0260		
9/26/2001	10:08:15	96.7230	52.0200	5.6600		96.7230	0.0260	-0.0260		
9/26/2001	10:09:15	97.7230	52.0100	5.6580		97.7230	0.0240	-0.0240		
9/26/2001	10:10:15	98.7230	52.0100	5.6580		98.7230	0.0240	-0.0240		
9/26/2001	10:11:15	99.7230	52.0100	5.6580		99.7230	0.0240	-0.0240		
9/26/2001	10:12:15	100.7230	51.9900	5.6580		100.7230	0.0240	-0.0240		
9/26/2001	10:13:15	101.7230	51.9900	5.6580		101.7230	0.0240	-0.0240		
9/26/2001	10:14:15	102.7230	51.9900	5.6550		102.7230	0.0210	-0.0210		
9/26/2001	10:15:15	103.7230	51.9800	5.6530		103.7230	0.0190	-0.0190		
9/26/2001	10:16:15	104.7230	51.9700	5.6530		104.7230	0.0190	-0.0190		
9/26/2001	10:17:15	105.7230	51.9800	5.6530		105.7230	0.0190	-0.0190		
9/26/2001	10:18:15	106.7230	51.9700	5.6530		106.7230	0.0190	-0.0190		
9/26/2001	10:19:15	107.7230	51.9600	5.6530		107.7230	0.0190	-0.0190		
9/26/2001	10:20:15	108.7230	51.9600	5.6530		108.7230	0.0190	-0.0190		
9/26/2001	10:21:15	109.7230	51.9600	5.6530		109.7230	0.0190	-0.0190		
9/26/2001	10:22:15	110.7230	51.9500	5.6510		110.7230	0.0170	-0.0170		
9/26/2001	10:23:15	111.7230	51.9500	5.6510		111.7230	0.0170	-0.0170		
9/26/2001	10:24:15	112.7230	51.9500	5.6510		112.7230	0.0170	-0.0170		
9/26/2001	10:25:15	113.7230	51.9400	5.6510		113.7230	0.0170	-0.0170		
9/26/2001	10:26:15	114.7230	51.9400	5.6480		114.7230	0.0140	-0.0140		
9/26/2001	10:27:15	115.7230	51.9400	5.6510		115.7230	0.0170	-0.0170		
9/26/2001	10:28:15	116.7230	51.9400	5.6480		116.7230	0.0140	-0.0140		
9/26/2001	10:29:15	117.7230	51.9300	5.6480		117.7230	0.0140	-0.0140		
9/26/2001	10:30:15	118.7230	51.9300	5.6510		118.7230	0.0170	-0.0170		
9/26/2001	10:31:15	119.7230	51.9300	5.6480		119.7230	0.0140	-0.0140		
9/26/2001	10:32:15	120.7230	51.9300	5.6460		120.7230	0.0120	-0.0120		
9/26/2001	10:33:15	121.7230	51.9200	5.6480		121.7230	0.0140	-0.0140		
9/26/2001	10:34:15	122.7230	51.9200	5.6460		122.7230	0.0120	-0.0120		
9/26/2001	10:35:15	123.7230	51.9200	5.6460		123.7230	0.0120	-0.0120		
9/26/2001	10:36:15	124.7230	51.9100	5.6460		124.7230	0.0120	-0.0120		
9/26/2001	10:37:15	125.7230	51.9100	5.6440		125.7230	0.0100	-0.0100		
9/26/2001	10:38:15	126.7230	51.9100	5.6460		126.7230	0.0120	-0.0120		
9/26/2001	10:39:15	127.7230	51.9100	5.6460		127.7230	0.0120	-0.0120		
9/26/2001	10:40:15	128.7230	51.9100	5.6440		128.7230	0.0100	-0.0100		
9/26/2001	10:41:15	129.7230	51.9100	5.6460		129.7230	0.0120	-0.0120		
9/26/2001	10:42:15	130.7230	51.9000	5.6440		130.7230	0.0100	-0.0100		
9/26/2001	10:43:15	131.7230	51.9000	5.6440		131.7230	0.0100	-0.0100		
9/26/2001	10:44:15	132.7230	51.9000	5.6440		132.7230	0.0100	-0.0100		
9/26/2001	10:45:15	133.7230	51.9000	5.6390		133.7230	0.0050	-0.0050		
9/26/2001	10:46:15	134.7230	51.8800	5.6410		134.7230	0.0070	-0.0070		
9/26/2001	10:47:15	135.7230	52.0300	5.6390		135.7230	0.0050	-0.0050		

9/26/2001	10:48:15	136.7230	52.1800	5.6370		136.7230	0.0030	-0.0030		
9/26/2001	10:49:15	137.7230	52.1700	5.6340		137.7230	0.0000	0.0000		

IN_SITU INC.	Troll	
Report generated:	4/5/2003	13:07:22
Report from file:		
DataMgr Version	2.12	
Serial number:	11286	
Firmware Version	6.24	
Unit name:	SP4000	
Test name:		LL4mw194 slug out
Test defined on:	9/25/2001	12:45:07
Test started on:	9/25/2001	12:45:48
Test stopped on:	9/25/2001	14:24:10
Test extracted on:	9/25/2001	14:24:33
Data gathered using Logarithmic testing		
Maximum time between data points:	1.0000	Minutes.
Number of data samples:	191	
TOTAL DATA SAMPLES		
	191	
Channel number [1]		
Measurement type:	Temperature	
Channel name:	OnBoard Temp	
Channel number [2]		
Measurement type:	Pressure/Level	
Channel name:	OnBoard Pressure	
Sensor Range:	15 PSI.	
Specific gravity:	1	
Mode:	TOC	
User-defined reference:	7.88	Feet H2O
Referenced on:	channel definition.	
Pressure head at reference:	11.383	Feet H2O



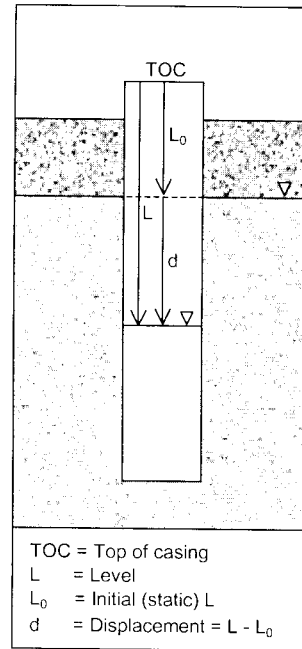
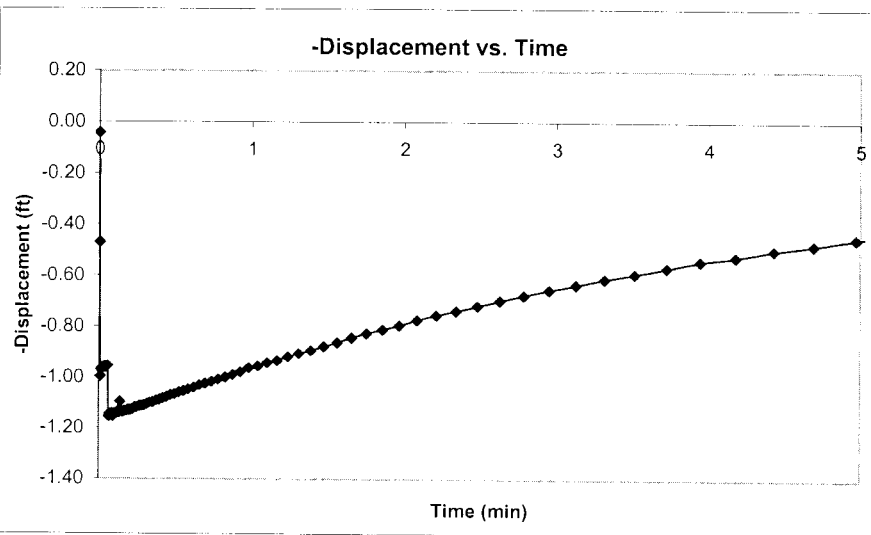
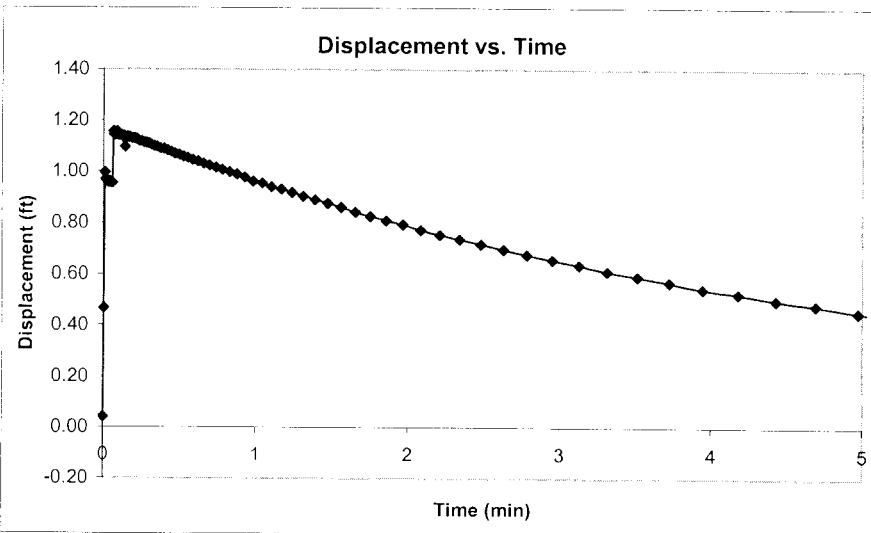
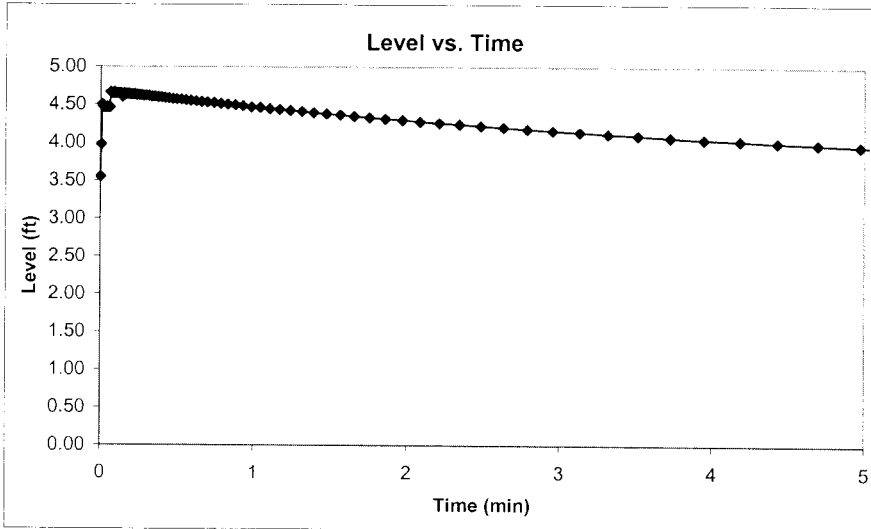
LL4MW-194					AqtwSolv	Final	Point	Point	Check
					Max	Chan[2]	ET	Chan[2]	
					(min)	Feet H2O	(min)	Feet H2O	
					97.7230	7.1280	5.0000	7.5890	Rise
						Rise	Fall		
				L		d	-d		
Date	Time	ET (min)	Chan[1] Celsius	Chan[2] Feet H2O	ET (min)	Chan[2] Feet H2O	Chan[2] Feet H2O		
9/25/2001	12:45:48	0.0000	51.1700	9.2800	0.0000	2.1520	-2.1520		
9/25/2001	12:45:48	0.0050	51.1600	7.8520	0.0050	0.7240	-0.7240		
9/25/2001	12:45:48	0.0100	51.1700	8.7490	0.0100	1.6210	-1.6210		
9/25/2001	12:45:48	0.0150	51.1700	8.5580	0.0150	1.4300	-1.4300		
9/25/2001	12:45:49	0.0200	51.1800	8.4680	0.0200	1.3400	-1.3400		
9/25/2001	12:45:49	0.0250	51.2000	8.4660	0.0250	1.3380	-1.3380		
9/25/2001	12:45:49	0.0300	51.2000	8.4560	0.0300	1.3280	-1.3280		
9/25/2001	12:45:50	0.0350	51.2000	8.4540	0.0350	1.3260	-1.3260		
9/25/2001	12:45:50	0.0400	51.2000	8.4560	0.0400	1.3280	-1.3280		
9/25/2001	12:45:50	0.0450	51.2200	8.4220	0.0450	1.2940	-1.2940		
9/25/2001	12:45:51	0.0500	51.2200	8.4430	0.0500	1.3150	-1.3150		
9/25/2001	12:45:51	0.0550	51.2300	8.4360	0.0550	1.3080	-1.3080		
9/25/2001	12:45:51	0.0600	51.2300	8.4490	0.0600	1.3210	-1.3210		
9/25/2001	12:45:51	0.0650	51.2300	8.4190	0.0650	1.2910	-1.2910		
9/25/2001	12:45:52	0.0700	51.2500	8.4130	0.0700	1.2850	-1.2850		
9/25/2001	12:45:52	0.0750	51.2600	8.4260	0.0750	1.2980	-1.2980		
9/25/2001	12:45:52	0.0800	51.2600	8.4360	0.0800	1.3080	-1.3080		
9/25/2001	12:45:53	0.0850	51.2600	8.4010	0.0850	1.2730	-1.2730		
9/25/2001	12:45:53	0.0900	51.2700	8.3270	0.0900	1.1990	-1.1990		
9/25/2001	12:45:53	0.0950	51.2700	8.4150	0.0950	1.2870	-1.2870		
9/25/2001	12:45:54	0.1000	51.2800	8.3780	0.1000	1.2500	-1.2500		
9/25/2001	12:45:54	0.1058	51.2800	8.3850	0.1058	1.2570	-1.2570		
9/25/2001	12:45:54	0.1120	51.2800	8.3850	0.1120	1.2570	-1.2570		
9/25/2001	12:45:55	0.1185	51.2800	8.3830	0.1185	1.2550	-1.2550		
9/25/2001	12:45:55	0.1255	51.2900	8.3730	0.1255	1.2450	-1.2450		
9/25/2001	12:45:55	0.1328	51.3000	8.3800	0.1328	1.2520	-1.2520		
9/25/2001	12:45:56	0.1407	51.3100	8.3660	0.1407	1.2380	-1.2380		
9/25/2001	12:45:56	0.1490	51.3100	8.3640	0.1490	1.2360	-1.2360		
9/25/2001	12:45:57	0.1578	51.3100	8.3590	0.1578	1.2310	-1.2310		
9/25/2001	12:45:58	0.1672	51.3200	8.3570	0.1672	1.2290	-1.2290		
9/25/2001	12:45:58	0.1770	51.3400	8.3530	0.1770	1.2250	-1.2250		
9/25/2001	12:45:59	0.1875	51.3400	8.3390	0.1875	1.2110	-1.2110		
9/25/2001	12:45:59	0.1985	51.3500	8.3430	0.1985	1.2150	-1.2150		
9/25/2001	12:46:00	0.2102	51.3500	8.3360	0.2102	1.2080	-1.2080		
9/25/2001	12:46:01	0.2227	51.3500	8.3320	0.2227	1.2040	-1.2040		
9/25/2001	12:46:02	0.2358	51.3600	8.3230	0.2358	1.1950	-1.1950		
9/25/2001	12:46:02	0.2498	51.3600	8.3250	0.2498	1.1970	-1.1970		
9/25/2001	12:46:03	0.2647	51.3600	8.3180	0.2647	1.1900	-1.1900		
9/25/2001	12:46:04	0.2803	51.3600	8.3110	0.2803	1.1830	-1.1830		
9/25/2001	12:46:05	0.2970	51.3800	8.3040	0.2970	1.1760	-1.1760		
9/25/2001	12:46:06	0.3147	51.3800	8.3000	0.3147	1.1720	-1.1720		
9/25/2001	12:46:08	0.3333	51.3800	8.2930	0.3333	1.1650	-1.1650		
9/25/2001	12:46:09	0.3532	51.3800	8.2860	0.3532	1.1580	-1.1580		
9/25/2001	12:46:10	0.3742	51.3900	8.2790	0.3742	1.1510	-1.1510		
9/25/2001	12:46:11	0.3963	51.3900	8.2720	0.3963	1.1440	-1.1440		
9/25/2001	12:46:13	0.4198	51.3900	8.2650	0.4198	1.1370	-1.1370		
9/25/2001	12:46:14	0.4447	51.3900	8.2560	0.4447	1.1280	-1.1280		
9/25/2001	12:46:16	0.4697	51.3900	8.2490	0.4697	1.1210	-1.1210		
9/25/2001	12:46:17	0.4963	51.3900	8.2420	0.4963	1.1140	-1.1140		

9/25/2001	12:46:19	0.5247	51.4000	8.2330		0.5247	1.1050	-1.1050		
9/25/2001	12:46:21	0.5547	51.4000	8.2230		0.5547	1.0950	-1.0950		
9/25/2001	12:46:23	0.5863	51.4000	8.2160		0.5863	1.0880	-1.0880		
9/25/2001	12:46:25	0.6213	51.4000	8.2070		0.6213	1.0790	-1.0790		
9/25/2001	12:46:27	0.6580	51.4000	8.1980		0.6580	1.0700	-1.0700		
9/25/2001	12:46:29	0.6963	51.4000	8.1890		0.6963	1.0610	-1.0610		
9/25/2001	12:46:32	0.7380	51.4000	8.1770		0.7380	1.0490	-1.0490		
9/25/2001	12:46:34	0.7813	51.4000	8.1680		0.7813	1.0400	-1.0400		
9/25/2001	12:46:37	0.8280	51.4000	8.1570		0.8280	1.0290	-1.0290		
9/25/2001	12:46:40	0.8763	51.4000	8.1470		0.8763	1.0190	-1.0190		
9/25/2001	12:46:43	0.9280	51.4000	8.1330		0.9280	1.0050	-1.0050		
9/25/2001	12:46:46	0.9830	51.4000	8.1220		0.9830	0.9940	-0.9940		
9/25/2001	12:46:50	1.0413	51.4000	8.1100		1.0413	0.9820	-0.9820		
9/25/2001	12:46:54	1.1030	51.4000	8.0970		1.1030	0.9690	-0.9690		
9/25/2001	12:46:58	1.1680	51.4100	8.0900		1.1680	0.9620	-0.9620		
9/25/2001	12:47:02	1.2380	51.4100	8.0760		1.2380	0.9480	-0.9480		
9/25/2001	12:47:06	1.3113	51.4200	8.0600		1.3113	0.9320	-0.9320		
9/25/2001	12:47:11	1.3897	51.4200	8.0430		1.3897	0.9150	-0.9150		
9/25/2001	12:47:16	1.4730	51.4200	8.0320		1.4730	0.9040	-0.9040		
9/25/2001	12:47:21	1.5613	51.4300	8.0160		1.5613	0.8880	-0.8880		
9/25/2001	12:47:27	1.6547	51.4300	7.9900		1.6547	0.8620	-0.8620		
9/25/2001	12:47:33	1.7530	51.4300	7.9790		1.7530	0.8510	-0.8510		
9/25/2001	12:47:39	1.8580	51.4400	7.9600		1.8580	0.8320	-0.8320		
9/25/2001	12:47:46	1.9680	51.4400	7.9420		1.9680	0.8140	-0.8140		
9/25/2001	12:47:53	2.0847	51.4500	7.9260		2.0847	0.7980	-0.7980		
9/25/2001	12:48:00	2.2097	51.4600	7.9050		2.2097	0.7770	-0.7770		
9/25/2001	12:48:08	2.3413	51.4700	7.8870		2.3413	0.7590	-0.7590		
9/25/2001	12:48:16	2.4813	51.4700	7.8660		2.4813	0.7380	-0.7380		
9/25/2001	12:48:25	2.6297	51.4800	7.8450		2.6297	0.7170	-0.7170		
9/25/2001	12:48:35	2.7863	51.5000	7.8220		2.7863	0.6940	-0.6940		
9/25/2001	12:48:45	2.9530	51.5100	7.8010		2.9530	0.6730	-0.6730		
9/25/2001	12:48:55	3.1297	51.5200	7.7780		3.1297	0.6500	-0.6500		
9/25/2001	12:49:06	3.3163	51.5300	7.7550		3.3163	0.6270	-0.6270		
9/25/2001	12:49:18	3.5147	51.5500	7.7320		3.5147	0.6040	-0.6040		
9/25/2001	12:49:31	3.7247	51.5600	7.7090		3.7247	0.5810	-0.5810		
9/25/2001	12:49:44	3.9463	51.5700	7.6840		3.9463	0.5560	-0.5560		
9/25/2001	12:49:58	4.1813	51.5800	7.6610		4.1813	0.5330	-0.5330		
9/25/2001	12:50:13	4.4297	51.6000	7.6370		4.4297	0.5090	-0.5090		
9/25/2001	12:50:29	4.6930	51.6100	7.6120		4.6930	0.4840	-0.4840		
9/25/2001	12:50:46	4.9730	51.6400	7.5890		4.9730	0.4610	-0.4610		
9/25/2001	12:51:04	5.2697	51.6500	7.5640		5.2697	0.4360	-0.4360		
9/25/2001	12:51:22	5.5830	51.6700	7.5410		5.5830	0.4130	-0.4130		
9/25/2001	12:51:42	5.9147	51.6800	7.5180		5.9147	0.3900	-0.3900		
9/25/2001	12:52:03	6.2663	51.7000	7.4940		6.2663	0.3660	-0.3660		
9/25/2001	12:52:26	6.6397	51.7100	7.4710		6.6397	0.3430	-0.3430		
9/25/2001	12:52:50	7.0347	51.7400	7.4460		7.0347	0.3180	-0.3180		
9/25/2001	12:53:15	7.4530	51.7500	7.4280		7.4530	0.3000	-0.3000		
9/25/2001	12:53:41	7.8963	51.7700	7.4050		7.8963	0.2770	-0.2770		
9/25/2001	12:54:09	8.3663	51.7800	7.3840		8.3663	0.2560	-0.2560		
9/25/2001	12:54:39	8.8647	51.7900	7.3610		8.8647	0.2330	-0.2330		
9/25/2001	12:55:11	9.3913	51.8100	7.3400		9.3913	0.2120	-0.2120		
9/25/2001	12:55:44	9.9497	51.8100	7.3210		9.9497	0.1930	-0.1930		
9/25/2001	12:56:20	10.5413	51.8200	7.3010		10.5413	0.1730	-0.1730		
9/25/2001	12:56:58	11.1680	51.8200	7.2850		11.1680	0.1570	-0.1570		
9/25/2001	12:57:37	11.8313	51.8200	7.2680		11.8313	0.1400	-0.1400		
9/25/2001	12:58:20	12.5347	51.8200	7.2550		12.5347	0.1270	-0.1270		
9/25/2001	12:59:04	13.2797	51.8200	7.2380		13.2797	0.1100	-0.1100		
9/25/2001	12:59:52	14.0697	51.8100	7.2270		14.0697	0.0990	-0.0990		
9/25/2001	13:00:42	14.9063	51.8100	7.2150		14.9063	0.0870	-0.0870		
9/25/2001	13:01:35	15.7913	51.8000	7.2060		15.7913	0.0780	-0.0780		

9/25/2001	13:02:31	16.7297	51.7900	7.1970		16.7297	0.0690	-0.0690
9/25/2001	13:03:31	17.7230	51.7800	7.1880		17.7230	0.0600	-0.0600
9/25/2001	13:04:31	18.7230	51.7700	7.1810		18.7230	0.0530	-0.0530
9/25/2001	13:05:31	19.7230	51.7600	7.1760		19.7230	0.0480	-0.0480
9/25/2001	13:06:31	20.7230	51.7500	7.1720		20.7230	0.0440	-0.0440
9/25/2001	13:07:31	21.7230	51.7400	7.1670		21.7230	0.0390	-0.0390
9/25/2001	13:08:31	22.7230	51.7100	7.1620		22.7230	0.0340	-0.0340
9/25/2001	13:09:31	23.7230	51.7000	7.1600		23.7230	0.0320	-0.0320
9/25/2001	13:10:31	24.7230	51.6900	7.1580		24.7230	0.0300	-0.0300
9/25/2001	13:11:31	25.7230	51.6700	7.1550		25.7230	0.0270	-0.0270
9/25/2001	13:12:31	26.7230	51.6600	7.1550		26.7230	0.0270	-0.0270
9/25/2001	13:13:31	27.7230	51.6500	7.1550		27.7230	0.0270	-0.0270
9/25/2001	13:14:31	28.7230	51.6400	7.1550		28.7230	0.0270	-0.0270
9/25/2001	13:15:31	29.7230	51.6100	7.1510		29.7230	0.0230	-0.0230
9/25/2001	13:16:31	30.7230	51.6000	7.1510		30.7230	0.0230	-0.0230
9/25/2001	13:17:31	31.7230	51.5900	7.1510		31.7230	0.0230	-0.0230
9/25/2001	13:18:31	32.7230	51.5800	7.1510		32.7230	0.0230	-0.0230
9/25/2001	13:19:31	33.7230	51.5700	7.1480		33.7230	0.0200	-0.0200
9/25/2001	13:20:31	34.7230	51.5600	7.1460		34.7230	0.0180	-0.0180
9/25/2001	13:21:31	35.7230	51.5500	7.1460		35.7230	0.0180	-0.0180
9/25/2001	13:22:31	36.7230	51.5400	7.1440		36.7230	0.0160	-0.0160
9/25/2001	13:23:31	37.7230	51.5300	7.1460		37.7230	0.0180	-0.0180
9/25/2001	13:24:31	38.7230	51.5200	7.1440		38.7230	0.0160	-0.0160
9/25/2001	13:25:31	39.7230	51.5100	7.1440		39.7230	0.0160	-0.0160
9/25/2001	13:26:31	40.7230	51.5000	7.1440		40.7230	0.0160	-0.0160
9/25/2001	13:27:31	41.7230	51.4800	7.1440		41.7230	0.0160	-0.0160
9/25/2001	13:28:31	42.7230	51.4800	7.1460		42.7230	0.0180	-0.0180
9/25/2001	13:29:31	43.7230	51.4700	7.1440		43.7230	0.0160	-0.0160
9/25/2001	13:30:31	44.7230	51.4700	7.1440		44.7230	0.0160	-0.0160
9/25/2001	13:31:31	45.7230	51.4500	7.1420		45.7230	0.0140	-0.0140
9/25/2001	13:32:31	46.7230	51.4500	7.1440		46.7230	0.0160	-0.0160
9/25/2001	13:33:31	47.7230	51.4400	7.1420		47.7230	0.0140	-0.0140
9/25/2001	13:34:31	48.7230	51.4300	7.1420		48.7230	0.0140	-0.0140
9/25/2001	13:35:31	49.7230	51.4300	7.1420		49.7230	0.0140	-0.0140
9/25/2001	13:36:31	50.7230	51.4200	7.1420		50.7230	0.0140	-0.0140
9/25/2001	13:37:31	51.7230	51.4200	7.1420		51.7230	0.0140	-0.0140
9/25/2001	13:38:31	52.7230	51.4100	7.1420		52.7230	0.0140	-0.0140
9/25/2001	13:39:31	53.7230	51.4000	7.1420		53.7230	0.0140	-0.0140
9/25/2001	13:40:31	54.7230	51.4000	7.1420		54.7230	0.0140	-0.0140
9/25/2001	13:41:31	55.7230	51.4000	7.1420		55.7230	0.0140	-0.0140
9/25/2001	13:42:31	56.7230	51.3900	7.1420		56.7230	0.0140	-0.0140
9/25/2001	13:43:31	57.7230	51.3900	7.1420		57.7230	0.0140	-0.0140
9/25/2001	13:44:31	58.7230	51.3800	7.1420		58.7230	0.0140	-0.0140
9/25/2001	13:45:31	59.7230	51.3800	7.1390		59.7230	0.0110	-0.0110
9/25/2001	13:46:31	60.7230	51.3600	7.1420		60.7230	0.0140	-0.0140
9/25/2001	13:47:31	61.7230	51.3600	7.1420		61.7230	0.0140	-0.0140
9/25/2001	13:48:31	62.7230	51.3500	7.1390		62.7230	0.0110	-0.0110
9/25/2001	13:49:31	63.7230	51.3500	7.1420		63.7230	0.0140	-0.0140
9/25/2001	13:50:31	64.7230	51.3400	7.1420		64.7230	0.0140	-0.0140
9/25/2001	13:51:31	65.7230	51.3400	7.1390		65.7230	0.0110	-0.0110
9/25/2001	13:52:31	66.7230	51.3400	7.1420		66.7230	0.0140	-0.0140
9/25/2001	13:53:31	67.7230	51.3400	7.1420		67.7230	0.0140	-0.0140
9/25/2001	13:54:31	68.7230	51.3200	7.1390		68.7230	0.0110	-0.0110
9/25/2001	13:55:31	69.7230	51.3300	7.1390		69.7230	0.0110	-0.0110
9/25/2001	13:56:31	70.7230	51.3100	7.1390		70.7230	0.0110	-0.0110
9/25/2001	13:57:31	71.7230	51.3100	7.1390		71.7230	0.0110	-0.0110
9/25/2001	13:58:31	72.7230	51.3100	7.1420		72.7230	0.0140	-0.0140
9/25/2001	13:59:31	73.7230	51.3100	7.1390		73.7230	0.0110	-0.0110
9/25/2001	14:00:31	74.7230	51.3000	7.1390		74.7230	0.0110	-0.0110
9/25/2001	14:01:31	75.7230	51.3000	7.1390		75.7230	0.0110	-0.0110

9/25/2001	14:02:31	76.7230	51.3000	7.1390		76.7230	0.0110	-0.0110		
9/25/2001	14:03:31	77.7230	51.2900	7.1390		77.7230	0.0110	-0.0110		
9/25/2001	14:04:31	78.7230	51.2800	7.1420		78.7230	0.0140	-0.0140		
9/25/2001	14:05:31	79.7230	51.2900	7.1390		79.7230	0.0110	-0.0110		
9/25/2001	14:06:31	80.7230	51.2800	7.1390		80.7230	0.0110	-0.0110		
9/25/2001	14:07:31	81.7230	51.2800	7.1390		81.7230	0.0110	-0.0110		
9/25/2001	14:08:31	82.7230	51.2700	7.1370		82.7230	0.0090	-0.0090		
9/25/2001	14:09:31	83.7230	51.2700	7.1370		83.7230	0.0090	-0.0090		
9/25/2001	14:10:31	84.7230	51.2600	7.1370		84.7230	0.0090	-0.0090		
9/25/2001	14:11:31	85.7230	51.2700	7.1370		85.7230	0.0090	-0.0090		
9/25/2001	14:12:31	86.7230	51.2600	7.1370		86.7230	0.0090	-0.0090		
9/25/2001	14:13:31	87.7230	51.2600	7.1370		87.7230	0.0090	-0.0090		
9/25/2001	14:14:31	88.7230	51.2500	7.1370		88.7230	0.0090	-0.0090		
9/25/2001	14:15:31	89.7230	51.2600	7.1370		89.7230	0.0090	-0.0090		
9/25/2001	14:16:31	90.7230	51.2500	7.1370		90.7230	0.0090	-0.0090		
9/25/2001	14:17:31	91.7230	51.2300	7.1370		91.7230	0.0090	-0.0090		
9/25/2001	14:18:31	92.7230	51.2300	7.1370		92.7230	0.0090	-0.0090		
9/25/2001	14:19:31	93.7230	51.2300	7.1390		93.7230	0.0110	-0.0110		
9/25/2001	14:20:31	94.7230	51.2300	7.1390		94.7230	0.0110	-0.0110		
9/25/2001	14:21:31	95.7230	51.2300	7.1320		95.7230	0.0040	-0.0040		
9/25/2001	14:22:31	96.7230	51.3400	7.1250		96.7230	-0.0030	0.0030		
9/25/2001	14:23:31	97.7230	51.4800	7.1280		97.7230	0.0000	0.0000		

IN_SITU INC.	Troll	
Report generated:	4/5/2003	13:08:07
Report from file:		
DataMgr Version	2.12	
Serial number:	11280	
Firmware Version	6.24	
Unit name:	SP4000	
Test name:		LL4mw195 slugout
Test defined on:	9/25/2001	9:04:02
Test started on:	9/25/2001	9:04:33
Test stopped on:	9/25/2001	10:48:35
Test extracted on:	9/25/2001	10:48:40
Data gathered using Logarithmic testing		
Maximum time between data points:	1.0000	Minutes.
Number of data samples:	197	
TOTAL DATA SAMPLES		
	197	
Channel number [1]		
Measurement type:	Temperature	
Channel name:	OnBoard Temp	
Channel number [2]		
Measurement type:	Pressure/Level	
Channel name:	OnBoard Pressure	
Sensor Range:	15 PSI.	
Specific gravity:	1	
Mode:	TOC	
User-defined reference:	12.78	Feet H2O
Referenced on:	channel definition.	
Pressure head at reference:	0	Feet H2O



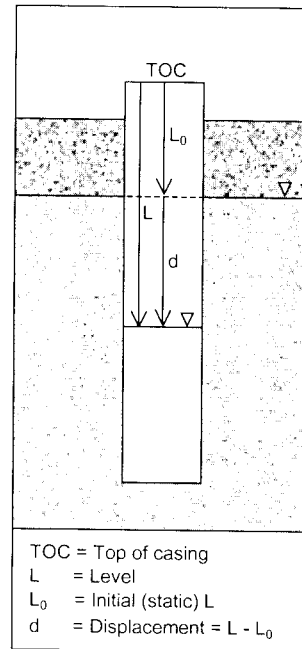
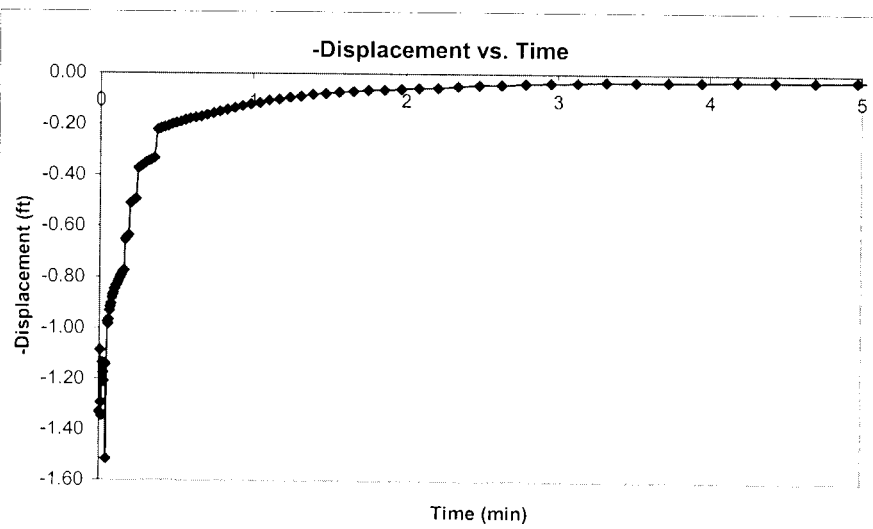
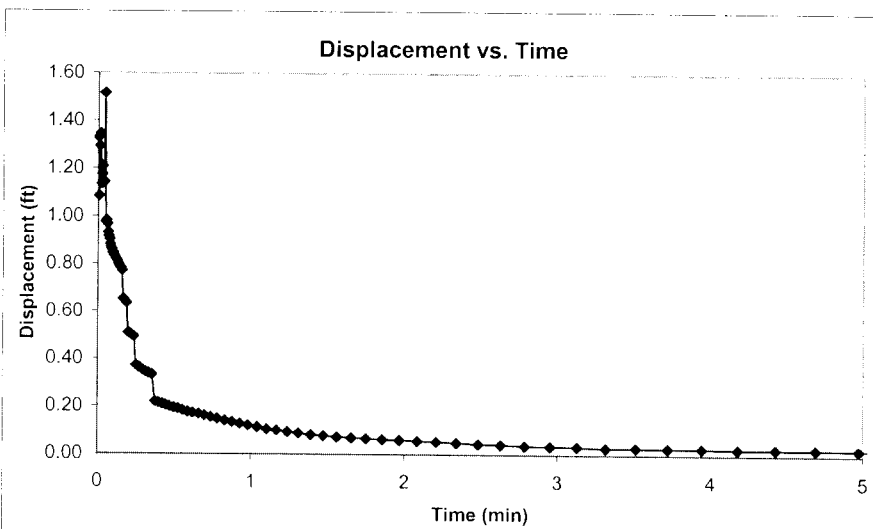
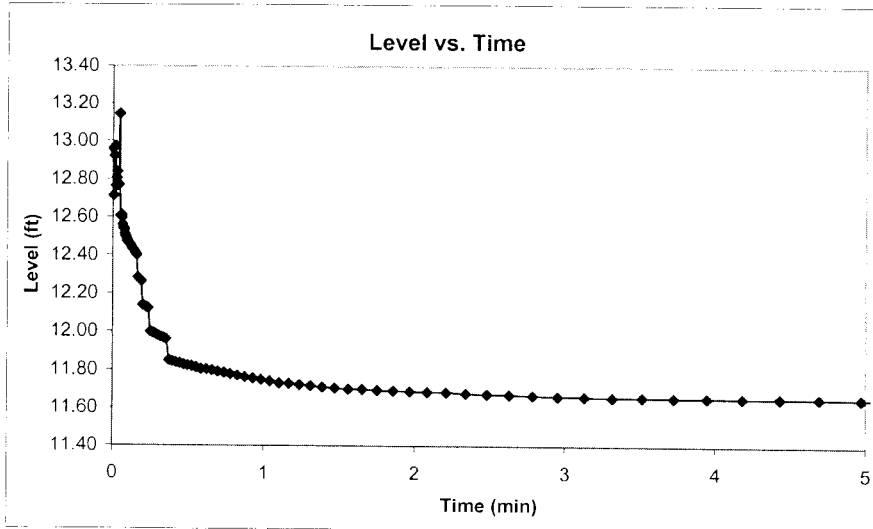
LL4MW195		AqtwSolv							Check
						Max	Final	Point	Point
						ET	Chan[2]	ET	Chan[2]
						(min)	Feet H2O	(min)	Feet H2O
						103.7230	3.5070	5.0000	3.9590
							Rise	Fall	
							d	-d	
			Chan[1]	Chan[2]			Chan[2]	Chan[2]	
			Fahrenheit	Feet H2O		ET (min)	Feet H2O	Feet H2O	
Date	Time	ET (min)	Fahrenheit	Feet H2O		ET (min)	Feet H2O	Feet H2O	
9/25/2001	9:04:33	0.0000	54.8500	3.5490		0.0000	0.0420	-0.0420	
9/25/2001	9:04:33	0.0050	54.8600	3.9750		0.0050	0.4680	-0.4680	
9/25/2001	9:04:33	0.0100	54.8600	4.5040		0.0100	0.9970	-0.9970	
9/25/2001	9:04:33	0.0150	54.8700	4.4780		0.0150	0.9710	-0.9710	
9/25/2001	9:04:34	0.0200	54.8700	4.4710		0.0200	0.9640	-0.9640	
9/25/2001	9:04:34	0.0250	54.8900	4.4670		0.0250	0.9600	-0.9600	
9/25/2001	9:04:34	0.0300	54.8900	4.4690		0.0300	0.9620	-0.9620	
9/25/2001	9:04:35	0.0350	54.9000	4.4640		0.0350	0.9570	-0.9570	
9/25/2001	9:04:35	0.0400	54.9000	4.4670		0.0400	0.9600	-0.9600	
9/25/2001	9:04:35	0.0450	54.9100	4.4670		0.0450	0.9600	-0.9600	
9/25/2001	9:04:36	0.0500	54.9100	4.4640		0.0500	0.9570	-0.9570	
9/25/2001	9:04:36	0.0550	54.9200	4.4640		0.0550	0.9570	-0.9570	
9/25/2001	9:04:36	0.0600	54.9200	4.4620		0.0600	0.9550	-0.9550	
9/25/2001	9:04:36	0.0650	54.9200	4.6630		0.0650	1.1560	-1.1560	
9/25/2001	9:04:37	0.0700	54.9300	4.6510		0.0700	1.1440	-1.1440	
9/25/2001	9:04:37	0.0750	54.9300	4.6510		0.0750	1.1440	-1.1440	
9/25/2001	9:04:37	0.0800	54.9400	4.6510		0.0800	1.1440	-1.1440	
9/25/2001	9:04:38	0.0850	54.9500	4.6490		0.0850	1.1420	-1.1420	
9/25/2001	9:04:38	0.0900	54.9500	4.6630		0.0900	1.1560	-1.1560	
9/25/2001	9:04:38	0.0950	54.9600	4.6510		0.0950	1.1440	-1.1440	
9/25/2001	9:04:39	0.1000	54.9600	4.6510		0.1000	1.1440	-1.1440	
9/25/2001	9:04:39	0.1058	54.9600	4.6490		0.1058	1.1420	-1.1420	
9/25/2001	9:04:39	0.1120	54.9600	4.6490		0.1120	1.1420	-1.1420	
9/25/2001	9:04:40	0.1185	54.9700	4.6490		0.1185	1.1420	-1.1420	
9/25/2001	9:04:40	0.1255	54.9700	4.6420		0.1255	1.1350	-1.1350	
9/25/2001	9:04:40	0.1328	54.9800	4.6470		0.1328	1.1400	-1.1400	
9/25/2001	9:04:41	0.1407	55.0000	4.6030		0.1407	1.0960	-1.0960	
9/25/2001	9:04:41	0.1490	55.0000	4.6420		0.1490	1.1350	-1.1350	
9/25/2001	9:04:42	0.1578	55.0100	4.6440		0.1578	1.1370	-1.1370	
9/25/2001	9:04:43	0.1672	55.0100	4.6400		0.1672	1.1330	-1.1330	
9/25/2001	9:04:43	0.1770	55.0300	4.6400		0.1770	1.1330	-1.1330	
9/25/2001	9:04:44	0.1875	55.0300	4.6370		0.1875	1.1300	-1.1300	
9/25/2001	9:04:44	0.1985	55.0300	4.6370		0.1985	1.1300	-1.1300	
9/25/2001	9:04:45	0.2102	55.0400	4.6350		0.2102	1.1280	-1.1280	
9/25/2001	9:04:46	0.2227	55.0400	4.6330		0.2227	1.1260	-1.1260	
9/25/2001	9:04:47	0.2358	55.0400	4.6260		0.2358	1.1190	-1.1190	
9/25/2001	9:04:47	0.2498	55.0500	4.6260		0.2498	1.1190	-1.1190	
9/25/2001	9:04:48	0.2647	55.0500	4.6210		0.2647	1.1140	-1.1140	
9/25/2001	9:04:49	0.2803	55.0500	4.6190		0.2803	1.1120	-1.1120	
9/25/2001	9:04:50	0.2970	55.0500	4.6170		0.2970	1.1100	-1.1100	
9/25/2001	9:04:51	0.3147	55.0500	4.6120		0.3147	1.1050	-1.1050	
9/25/2001	9:04:53	0.3333	55.0500	4.6070		0.3333	1.1000	-1.1000	
9/25/2001	9:04:54	0.3532	55.0500	4.6050		0.3532	1.0980	-1.0980	
9/25/2001	9:04:55	0.3742	55.0500	4.5980		0.3742	1.0910	-1.0910	
9/25/2001	9:04:56	0.3963	55.0600	4.5960		0.3963	1.0890	-1.0890	
9/25/2001	9:04:58	0.4198	55.0600	4.5890		0.4198	1.0820	-1.0820	
9/25/2001	9:04:59	0.4447	55.0600	4.5840		0.4447	1.0770	-1.0770	
9/25/2001	9:05:01	0.4697	55.0600	4.5770		0.4697	1.0700	-1.0700	
9/25/2001	9:05:02	0.4963	55.0600	4.5730		0.4963	1.0660	-1.0660	

9/25/2001	9:05:04	0.5247	55.0600	4.5660		0.5247	1.0590	-1.0590		
9/25/2001	9:05:06	0.5547	55.0500	4.5610		0.5547	1.0540	-1.0540		
9/25/2001	9:05:08	0.5863	55.0600	4.5540		0.5863	1.0470	-1.0470		
9/25/2001	9:05:10	0.6213	55.0600	4.5470		0.6213	1.0400	-1.0400		
9/25/2001	9:05:12	0.6580	55.0600	4.5380		0.6580	1.0310	-1.0310		
9/25/2001	9:05:14	0.6963	55.0600	4.5310		0.6963	1.0240	-1.0240		
9/25/2001	9:05:17	0.7380	55.0500	4.5240		0.7380	1.0170	-1.0170		
9/25/2001	9:05:19	0.7813	55.0600	4.5150		0.7813	1.0080	-1.0080		
9/25/2001	9:05:22	0.8280	55.0500	4.5060		0.8280	0.9990	-0.9990		
9/25/2001	9:05:25	0.8763	55.0500	4.4970		0.8763	0.9900	-0.9900		
9/25/2001	9:05:28	0.9280	55.0500	4.4850		0.9280	0.9780	-0.9780		
9/25/2001	9:05:31	0.9830	55.0600	4.4690		0.9830	0.9620	-0.9620		
9/25/2001	9:05:35	1.0413	55.0600	4.4620		1.0413	0.9550	-0.9550		
9/25/2001	9:05:39	1.1030	55.0600	4.4480		1.1030	0.9410	-0.9410		
9/25/2001	9:05:43	1.1680	55.0600	4.4390		1.1680	0.9320	-0.9320		
9/25/2001	9:05:47	1.2380	55.0600	4.4250		1.2380	0.9180	-0.9180		
9/25/2001	9:05:51	1.3113	55.0600	4.4110		1.3113	0.9040	-0.9040		
9/25/2001	9:05:56	1.3897	55.0600	4.3980		1.3897	0.8910	-0.8910		
9/25/2001	9:06:01	1.4730	55.0800	4.3840		1.4730	0.8770	-0.8770		
9/25/2001	9:06:06	1.5613	55.0700	4.3680		1.5613	0.8610	-0.8610		
9/25/2001	9:06:12	1.6547	55.0800	4.3490		1.6547	0.8420	-0.8420		
9/25/2001	9:06:18	1.7530	55.0900	4.3330		1.7530	0.8260	-0.8260		
9/25/2001	9:06:24	1.8580	55.0900	4.3170		1.8580	0.8100	-0.8100		
9/25/2001	9:06:31	1.9680	55.1000	4.3010		1.9680	0.7940	-0.7940		
9/25/2001	9:06:38	2.0847	55.1000	4.2800		2.0847	0.7730	-0.7730		
9/25/2001	9:06:45	2.2097	55.1000	4.2610		2.2097	0.7540	-0.7540		
9/25/2001	9:06:53	2.3413	55.1000	4.2430		2.3413	0.7360	-0.7360		
9/25/2001	9:07:01	2.4813	55.1000	4.2250		2.4813	0.7180	-0.7180		
9/25/2001	9:07:10	2.6297	55.1200	4.2040		2.6297	0.6970	-0.6970		
9/25/2001	9:07:20	2.7863	55.1300	4.1830		2.7863	0.6760	-0.6760		
9/25/2001	9:07:30	2.9530	55.1500	4.1620		2.9530	0.6550	-0.6550		
9/25/2001	9:07:40	3.1297	55.1500	4.1420		3.1297	0.6350	-0.6350		
9/25/2001	9:07:51	3.3163	55.1700	4.1180		3.3163	0.6110	-0.6110		
9/25/2001	9:08:03	3.5147	55.1800	4.0980		3.5147	0.5910	-0.5910		
9/25/2001	9:08:16	3.7247	55.1900	4.0750		3.7247	0.5680	-0.5680		
9/25/2001	9:08:29	3.9463	55.2000	4.0490		3.9463	0.5420	-0.5420		
9/25/2001	9:08:43	4.1813	55.2300	4.0310		4.1813	0.5240	-0.5240		
9/25/2001	9:08:58	4.4297	55.2400	4.0050		4.4297	0.4980	-0.4980		
9/25/2001	9:09:14	4.6930	55.2600	3.9850		4.6930	0.4780	-0.4780		
9/25/2001	9:09:31	4.9730	55.2800	3.9590		4.9730	0.4520	-0.4520		
9/25/2001	9:09:49	5.2697	55.3000	3.9390		5.2697	0.4320	-0.4320		
9/25/2001	9:10:07	5.5830	55.3100	3.9130		5.5830	0.4060	-0.4060		
9/25/2001	9:10:27	5.9147	55.3300	3.8900		5.9147	0.3830	-0.3830		
9/25/2001	9:10:48	6.2663	55.3500	3.8650		6.2663	0.3580	-0.3580		
9/25/2001	9:11:11	6.6397	55.3700	3.8440		6.6397	0.3370	-0.3370		
9/25/2001	9:11:35	7.0347	55.3800	3.8210		7.0347	0.3140	-0.3140		
9/25/2001	9:12:00	7.4530	55.3900	3.7980		7.4530	0.2910	-0.2910		
9/25/2001	9:12:26	7.8963	55.4000	3.7770		7.8963	0.2700	-0.2700		
9/25/2001	9:12:54	8.3663	55.4100	3.7560		8.3663	0.2490	-0.2490		
9/25/2001	9:13:24	8.8647	55.4100	3.7360		8.8647	0.2290	-0.2290		
9/25/2001	9:13:56	9.3913	55.4100	3.7190		9.3913	0.2120	-0.2120		
9/25/2001	9:14:29	9.9497	55.4100	3.7010		9.9497	0.1940	-0.1940		
9/25/2001	9:15:05	10.5413	55.4200	3.6820		10.5413	0.1750	-0.1750		
9/25/2001	9:15:43	11.1680	55.4100	3.6660		11.1680	0.1590	-0.1590		
9/25/2001	9:16:22	11.8313	55.4100	3.6530		11.8313	0.1460	-0.1460		
9/25/2001	9:17:05	12.5347	55.4000	3.6390		12.5347	0.1320	-0.1320		
9/25/2001	9:17:49	13.2797	55.4000	3.6270		13.2797	0.1200	-0.1200		
9/25/2001	9:18:37	14.0697	55.3900	3.6130		14.0697	0.1060	-0.1060		
9/25/2001	9:19:27	14.9063	55.3800	3.6040		14.9063	0.0970	-0.0970		
9/25/2001	9:20:20	15.7913	55.3700	3.5930		15.7913	0.0860	-0.0860		

9/25/2001	9:21:16	16.7297	55.3500	3.5860		16.7297	0.0790	-0.0790		
9/25/2001	9:22:16	17.7230	55.3400	3.5760		17.7230	0.0690	-0.0690		
9/25/2001	9:23:16	18.7230	55.3200	3.5690		18.7230	0.0620	-0.0620		
9/25/2001	9:24:16	19.7230	55.3100	3.5630		19.7230	0.0560	-0.0560		
9/25/2001	9:25:16	20.7230	55.2900	3.5560		20.7230	0.0490	-0.0490		
9/25/2001	9:26:16	21.7230	55.2700	3.5530		21.7230	0.0460	-0.0460		
9/25/2001	9:27:16	22.7230	55.2600	3.5490		22.7230	0.0420	-0.0420		
9/25/2001	9:28:16	23.7230	55.2500	3.5440		23.7230	0.0370	-0.0370		
9/25/2001	9:29:16	24.7230	55.2400	3.5420		24.7230	0.0350	-0.0350		
9/25/2001	9:30:16	25.7230	55.2400	3.5390		25.7230	0.0320	-0.0320		
9/25/2001	9:31:16	26.7230	55.2400	3.5350		26.7230	0.0280	-0.0280		
9/25/2001	9:32:16	27.7230	55.2400	3.5350		27.7230	0.0280	-0.0280		
9/25/2001	9:33:16	28.7230	55.2400	3.5330		28.7230	0.0260	-0.0260		
9/25/2001	9:34:16	29.7230	55.2400	3.5300		29.7230	0.0230	-0.0230		
9/25/2001	9:35:16	30.7230	55.2500	3.5280		30.7230	0.0210	-0.0210		
9/25/2001	9:36:16	31.7230	55.2400	3.5280		31.7230	0.0210	-0.0210		
9/25/2001	9:37:16	32.7230	55.2500	3.5230		32.7230	0.0160	-0.0160		
9/25/2001	9:38:16	33.7230	55.2400	3.5230		33.7230	0.0160	-0.0160		
9/25/2001	9:39:16	34.7230	55.2400	3.5210		34.7230	0.0140	-0.0140		
9/25/2001	9:40:16	35.7230	55.2400	3.5210		35.7230	0.0140	-0.0140		
9/25/2001	9:41:16	36.7230	55.2300	3.5210		36.7230	0.0140	-0.0140		
9/25/2001	9:42:16	37.7230	55.2300	3.5190		37.7230	0.0120	-0.0120		
9/25/2001	9:43:16	38.7230	55.2100	3.5190		38.7230	0.0120	-0.0120		
9/25/2001	9:44:16	39.7230	55.2000	3.5160		39.7230	0.0090	-0.0090		
9/25/2001	9:45:16	40.7230	55.1900	3.5160		40.7230	0.0090	-0.0090		
9/25/2001	9:46:16	41.7230	55.1800	3.5160		41.7230	0.0090	-0.0090		
9/25/2001	9:47:16	42.7230	55.1700	3.5140		42.7230	0.0070	-0.0070		
9/25/2001	9:48:16	43.7230	55.1500	3.5140		43.7230	0.0070	-0.0070		
9/25/2001	9:49:16	44.7230	55.1400	3.5160		44.7230	0.0090	-0.0090		
9/25/2001	9:50:16	45.7230	55.1300	3.5160		45.7230	0.0090	-0.0090		
9/25/2001	9:51:16	46.7230	55.1000	3.5160		46.7230	0.0090	-0.0090		
9/25/2001	9:52:16	47.7230	55.0900	3.5140		47.7230	0.0070	-0.0070		
9/25/2001	9:53:16	48.7230	55.0800	3.5140		48.7230	0.0070	-0.0070		
9/25/2001	9:54:16	49.7230	55.0600	3.5120		49.7230	0.0050	-0.0050		
9/25/2001	9:55:16	50.7230	55.0500	3.5120		50.7230	0.0050	-0.0050		
9/25/2001	9:56:16	51.7230	55.0400	3.5120		51.7230	0.0050	-0.0050		
9/25/2001	9:57:16	52.7230	55.0200	3.5120		52.7230	0.0050	-0.0050		
9/25/2001	9:58:16	53.7230	55.0100	3.5120		53.7230	0.0050	-0.0050		
9/25/2001	9:59:16	54.7230	54.9800	3.5120		54.7230	0.0050	-0.0050		
9/25/2001	10:00:16	55.7230	54.9700	3.5090		55.7230	0.0020	-0.0020		
9/25/2001	10:01:16	56.7230	54.9600	3.5090		56.7230	0.0020	-0.0020		
9/25/2001	10:02:16	57.7230	54.9600	3.5090		57.7230	0.0020	-0.0020		
9/25/2001	10:03:16	58.7230	54.9400	3.5090		58.7230	0.0020	-0.0020		
9/25/2001	10:04:16	59.7230	54.9300	3.5090		59.7230	0.0020	-0.0020		
9/25/2001	10:05:16	60.7230	54.9200	3.5090		60.7230	0.0020	-0.0020		
9/25/2001	10:06:16	61.7230	54.9200	3.5090		61.7230	0.0020	-0.0020		
9/25/2001	10:07:16	62.7230	54.9100	3.5090		62.7230	0.0020	-0.0020		
9/25/2001	10:08:16	63.7230	54.9000	3.5090		63.7230	0.0020	-0.0020		
9/25/2001	10:09:16	64.7230	54.8900	3.5090		64.7230	0.0020	-0.0020		
9/25/2001	10:10:16	65.7230	54.8900	3.5090		65.7230	0.0020	-0.0020		
9/25/2001	10:11:16	66.7230	54.8700	3.5090		66.7230	0.0020	-0.0020		
9/25/2001	10:12:16	67.7230	54.8600	3.5090		67.7230	0.0020	-0.0020		
9/25/2001	10:13:16	68.7230	54.8600	3.5090		68.7230	0.0020	-0.0020		
9/25/2001	10:14:16	69.7230	54.8500	3.5090		69.7230	0.0020	-0.0020		
9/25/2001	10:15:16	70.7230	54.8400	3.5090		70.7230	0.0020	-0.0020		
9/25/2001	10:16:16	71.7230	54.8400	3.5090		71.7230	0.0020	-0.0020		
9/25/2001	10:17:16	72.7230	54.8300	3.5090		72.7230	0.0020	-0.0020		
9/25/2001	10:18:16	73.7230	54.8200	3.5090		73.7230	0.0020	-0.0020		
9/25/2001	10:19:16	74.7230	54.8200	3.5090		74.7230	0.0020	-0.0020		
9/25/2001	10:20:16	75.7230	54.8100	3.5090		75.7230	0.0020	-0.0020		

9/25/2001	10:21:16	76.7230	54.8100	3.5090		76.7230	0.0020	-0.0020		
9/25/2001	10:22:16	77.7230	54.8000	3.5090		77.7230	0.0020	-0.0020		
9/25/2001	10:23:16	78.7230	54.8000	3.5070		78.7230	0.0000	0.0000		
9/25/2001	10:24:16	79.7230	54.7900	3.5090		79.7230	0.0020	-0.0020		
9/25/2001	10:25:16	80.7230	54.7900	3.5090		80.7230	0.0020	-0.0020		
9/25/2001	10:26:16	81.7230	54.7900	3.5090		81.7230	0.0020	-0.0020		
9/25/2001	10:27:16	82.7230	54.7800	3.5090		82.7230	0.0020	-0.0020		
9/25/2001	10:28:16	83.7230	54.7800	3.5070		83.7230	0.0000	0.0000		
9/25/2001	10:29:16	84.7230	54.7800	3.5090		84.7230	0.0020	-0.0020		
9/25/2001	10:30:16	85.7230	54.7600	3.5090		85.7230	0.0020	-0.0020		
9/25/2001	10:31:16	86.7230	54.7600	3.5090		86.7230	0.0020	-0.0020		
9/25/2001	10:32:16	87.7230	54.7600	3.5090		87.7230	0.0020	-0.0020		
9/25/2001	10:33:16	88.7230	54.7600	3.5070		88.7230	0.0000	0.0000		
9/25/2001	10:34:16	89.7230	54.7500	3.5090		89.7230	0.0020	-0.0020		
9/25/2001	10:35:16	90.7230	54.7500	3.5120		90.7230	0.0050	-0.0050		
9/25/2001	10:36:16	91.7230	54.7500	3.5090		91.7230	0.0020	-0.0020		
9/25/2001	10:37:16	92.7230	54.7500	3.5090		92.7230	0.0020	-0.0020		
9/25/2001	10:38:16	93.7230	54.7400	3.5090		93.7230	0.0020	-0.0020		
9/25/2001	10:39:16	94.7230	54.7500	3.5090		94.7230	0.0020	-0.0020		
9/25/2001	10:40:16	95.7230	54.7500	3.5090		95.7230	0.0020	-0.0020		
9/25/2001	10:41:16	96.7230	54.7400	3.5090		96.7230	0.0020	-0.0020		
9/25/2001	10:42:16	97.7230	54.7500	3.5090		97.7230	0.0020	-0.0020		
9/25/2001	10:43:16	98.7230	54.7400	3.5140		98.7230	0.0070	-0.0070		
9/25/2001	10:44:16	99.7230	54.7400	3.5120		99.7230	0.0050	-0.0050		
9/25/2001	10:45:16	100.7230	54.7400	3.5120		100.7230	0.0050	-0.0050		
9/25/2001	10:46:16	101.7230	54.7400	3.5120		101.7230	0.0050	-0.0050		
9/25/2001	10:47:16	102.7230	54.7400	3.5070		102.7230	0.0000	0.0000		
9/25/2001	10:48:16	103.7230	54.7500	3.5070		103.7230	0.0000	0.0000		

IN_SITU INC.	Troll	
Report generated:	4/5/2003	13:09:20
Report from file:		
DataMgr Version	2.12	
Serial number:	11282	
Firmware Version	6.24	
Unit name:	SP4000	
Test name:		LL4mw196 slugout
Test defined on:	9/25/2001	8:56:32
Test started on:	9/25/2001	8:57:15
Test stopped on:	9/25/2001	10:41:23
Test extracted on:	9/25/2001	10:41:29
Data gathered using Logarithmic testing		
Maximum time between data points:	1.0000	Minutes.
Number of data samples:		197
TOTAL DATA SAMPLES		
	197	
Channel number [1]		
Measurement type:	Temperature	
Channel name:	OnBoard Temp	
Channel number [2]		
Measurement type:	Pressure/Level	
Channel name:	OnBoard Pressure	
Sensor Range:	15 PSI.	
Specific gravity:	1	
Mode:	TOC	
User-defined reference:	6.6	Feet H2O
Referenced on:	channel definition.	
Pressure head at reference:	11.622	Feet H2O



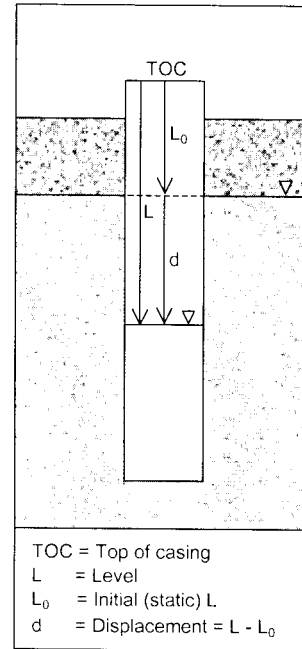
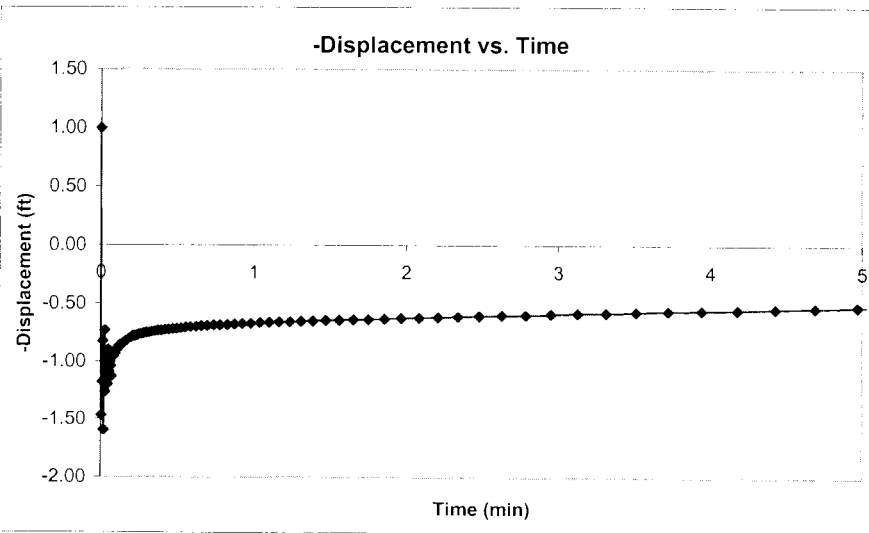
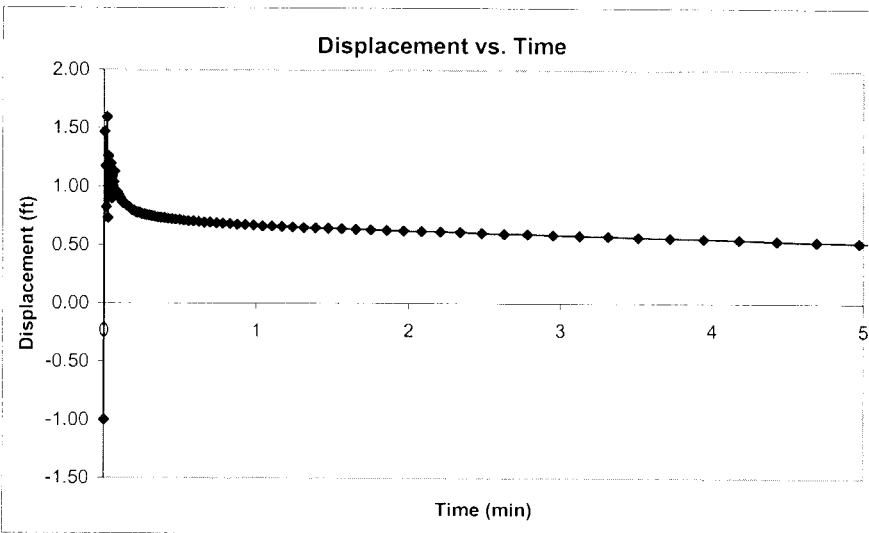
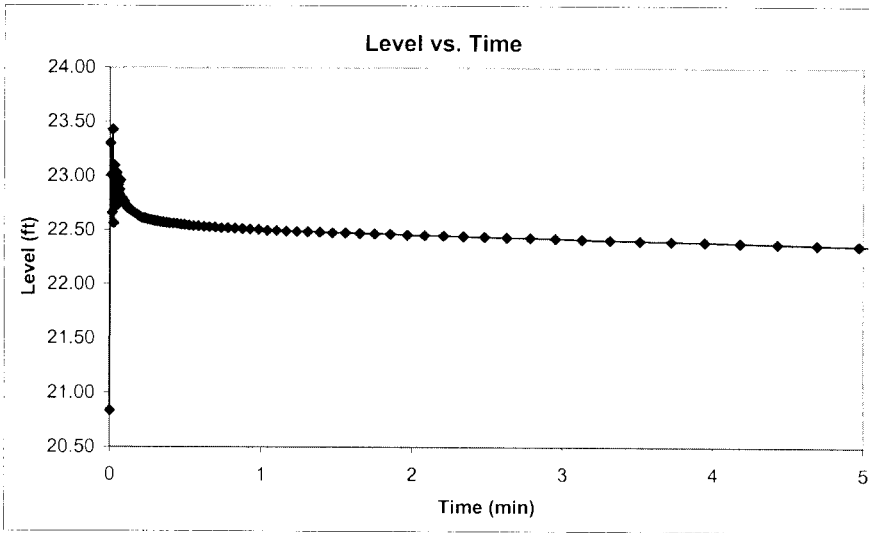
LL4MW-196					AqtwSolv		Final	Point	Point	Check
					Max		Chan[2]	ET	Chan[2]	
					(min)		Feet H2O	(min)	Feet H2O	
					103.7230		11.6290	5.0000	11.6530	Rise
							Rise	Fall		
				L			d	-d		
			Chan[1]	Chan[2]			Chan[2]	Chan[2]		
Date	Time	ET (min)	Fahrenheit	Feet H2O		ET (min)	Feet H2O	Feet H2O		
9/25/2001	8:57:15	0.0000	51.6500	12.9580		0.0000	1.3290	-1.3290		
9/25/2001	8:57:15	0.0050	51.6600	12.7140		0.0050	1.0850	-1.0850		
9/25/2001	8:57:15	0.0100	51.6800	12.9210		0.0100	1.2920	-1.2920		
9/25/2001	8:57:15	0.0150	51.6900	12.9740		0.0150	1.3450	-1.3450		
9/25/2001	8:57:16	0.0200	51.6900	12.7640		0.0200	1.1350	-1.1350		
9/25/2001	8:57:16	0.0250	51.7000	12.8040		0.0250	1.1750	-1.1750		
9/25/2001	8:57:16	0.0300	51.7000	12.8380		0.0300	1.2090	-1.2090		
9/25/2001	8:57:17	0.0350	51.7100	12.7670		0.0350	1.1380	-1.1380		
9/25/2001	8:57:17	0.0400	51.7300	12.7710		0.0400	1.1420	-1.1420		
9/25/2001	8:57:17	0.0450	51.7300	13.1450		0.0450	1.5160	-1.5160		
9/25/2001	8:57:18	0.0500	51.7300	12.6050		0.0500	0.9760	-0.9760		
9/25/2001	8:57:18	0.0550	51.7300	12.6120		0.0550	0.9830	-0.9830		
9/25/2001	8:57:18	0.0600	51.7400	12.5960		0.0600	0.9670	-0.9670		
9/25/2001	8:57:18	0.0650	51.7400	12.5610		0.0650	0.9320	-0.9320		
9/25/2001	8:57:19	0.0700	51.7500	12.5450		0.0700	0.9160	-0.9160		
9/25/2001	8:57:19	0.0750	51.7600	12.5340		0.0750	0.9050	-0.9050		
9/25/2001	8:57:19	0.0800	51.7700	12.5110		0.0800	0.8820	-0.8820		
9/25/2001	8:57:20	0.0850	51.7700	12.4990		0.0850	0.8700	-0.8700		
9/25/2001	8:57:20	0.0900	51.7700	12.4900		0.0900	0.8610	-0.8610		
9/25/2001	8:57:20	0.0950	51.7700	12.4760		0.0950	0.8470	-0.8470		
9/25/2001	8:57:21	0.1000	51.7700	12.4740		0.1000	0.8450	-0.8450		
9/25/2001	8:57:21	0.1058	51.7900	12.4620		0.1058	0.8330	-0.8330		
9/25/2001	8:57:21	0.1120	51.7900	12.4580		0.1120	0.8290	-0.8290		
9/25/2001	8:57:22	0.1185	51.8000	12.4510		0.1185	0.8220	-0.8220		
9/25/2001	8:57:22	0.1255	51.8000	12.4410		0.1255	0.8120	-0.8120		
9/25/2001	8:57:22	0.1328	51.8100	12.4300		0.1328	0.8010	-0.8010		
9/25/2001	8:57:23	0.1407	51.8100	12.4210		0.1407	0.7920	-0.7920		
9/25/2001	8:57:23	0.1490	51.8100	12.4110		0.1490	0.7820	-0.7820		
9/25/2001	8:57:24	0.1578	51.8200	12.4020		0.1578	0.7730	-0.7730		
9/25/2001	8:57:25	0.1672	51.8200	12.2820		0.1672	0.6530	-0.6530		
9/25/2001	8:57:25	0.1770	51.8500	12.2730		0.1770	0.6440	-0.6440		
9/25/2001	8:57:26	0.1875	51.8500	12.2640		0.1875	0.6350	-0.6350		
9/25/2001	8:57:26	0.1985	51.8600	12.1390		0.1985	0.5100	-0.5100		
9/25/2001	8:57:27	0.2102	51.8600	12.1350		0.2102	0.5060	-0.5060		
9/25/2001	8:57:28	0.2227	51.8600	12.1280		0.2227	0.4990	-0.4990		
9/25/2001	8:57:29	0.2358	51.8600	12.1230		0.2358	0.4940	-0.4940		
9/25/2001	8:57:29	0.2498	51.8600	12.0010		0.2498	0.3720	-0.3720		
9/25/2001	8:57:30	0.2647	51.8600	11.9940		0.2647	0.3650	-0.3650		
9/25/2001	8:57:31	0.2803	51.8600	11.9890		0.2803	0.3600	-0.3600		
9/25/2001	8:57:32	0.2970	51.8700	11.9800		0.2970	0.3510	-0.3510		
9/25/2001	8:57:33	0.3147	51.8600	11.9730		0.3147	0.3440	-0.3440		
9/25/2001	8:57:35	0.3333	51.8700	11.9690		0.3333	0.3400	-0.3400		
9/25/2001	8:57:36	0.3532	51.8700	11.9620		0.3532	0.3330	-0.3330		
9/25/2001	8:57:37	0.3742	51.8700	11.8490		0.3742	0.2200	-0.2200		
9/25/2001	8:57:38	0.3963	51.8700	11.8440		0.3963	0.2150	-0.2150		
9/25/2001	8:57:40	0.4198	51.8700	11.8390		0.4198	0.2100	-0.2100		
9/25/2001	8:57:41	0.4447	51.8800	11.8350		0.4447	0.2060	-0.2060		
9/25/2001	8:57:43	0.4697	51.8700	11.8280		0.4697	0.1990	-0.1990		
9/25/2001	8:57:44	0.4963	51.8700	11.8230		0.4963	0.1940	-0.1940		

9/25/2001	8:57:46	0.5247	51.8800	11.8190		0.5247	0.1900	-0.1900
9/25/2001	8:57:48	0.5547	51.8800	11.8120		0.5547	0.1830	-0.1830
9/25/2001	8:57:50	0.5863	51.8700	11.8050		0.5863	0.1760	-0.1760
9/25/2001	8:57:52	0.6213	51.8700	11.8020		0.6213	0.1730	-0.1730
9/25/2001	8:57:54	0.6580	51.8700	11.7980		0.6580	0.1690	-0.1690
9/25/2001	8:57:56	0.6963	51.9000	11.7910		0.6963	0.1620	-0.1620
9/25/2001	8:57:59	0.7380	51.8800	11.7840		0.7380	0.1550	-0.1550
9/25/2001	8:58:01	0.7813	51.8800	11.7770		0.7813	0.1480	-0.1480
9/25/2001	8:58:04	0.8280	51.8700	11.7700		0.8280	0.1410	-0.1410
9/25/2001	8:58:07	0.8763	51.8700	11.7630		0.8763	0.1340	-0.1340
9/25/2001	8:58:10	0.9280	51.8700	11.7560		0.9280	0.1270	-0.1270
9/25/2001	8:58:13	0.9830	51.8700	11.7490		0.9830	0.1200	-0.1200
9/25/2001	8:58:17	1.0413	51.8700	11.7430		1.0413	0.1140	-0.1140
9/25/2001	8:58:21	1.1030	51.8600	11.7330		1.1030	0.1040	-0.1040
9/25/2001	8:58:25	1.1680	51.8600	11.7290		1.1680	0.1000	-0.1000
9/25/2001	8:58:29	1.2380	51.8700	11.7220		1.2380	0.0930	-0.0930
9/25/2001	8:58:33	1.3113	51.8600	11.7170		1.3113	0.0880	-0.0880
9/25/2001	8:58:38	1.3897	51.8600	11.7100		1.3897	0.0810	-0.0810
9/25/2001	8:58:43	1.4730	51.8600	11.7060		1.4730	0.0770	-0.0770
9/25/2001	8:58:48	1.5613	51.8700	11.7010		1.5613	0.0720	-0.0720
9/25/2001	8:58:54	1.6547	51.8600	11.6990		1.6547	0.0700	-0.0700
9/25/2001	8:59:00	1.7530	51.8600	11.6940		1.7530	0.0650	-0.0650
9/25/2001	8:59:06	1.8580	51.8600	11.6920		1.8580	0.0630	-0.0630
9/25/2001	8:59:13	1.9680	51.8600	11.6890		1.9680	0.0600	-0.0600
9/25/2001	8:59:20	2.0847	51.8600	11.6850		2.0847	0.0560	-0.0560
9/25/2001	8:59:27	2.2097	51.8700	11.6830		2.2097	0.0540	-0.0540
9/25/2001	8:59:35	2.3413	51.8700	11.6780		2.3413	0.0490	-0.0490
9/25/2001	8:59:43	2.4813	51.8700	11.6730		2.4813	0.0440	-0.0440
9/25/2001	8:59:52	2.6297	51.8800	11.6710		2.6297	0.0420	-0.0420
9/25/2001	9:00:02	2.7863	51.8800	11.6660		2.7863	0.0370	-0.0370
9/25/2001	9:00:12	2.9530	51.8800	11.6640		2.9530	0.0350	-0.0350
9/25/2001	9:00:22	3.1297	51.9000	11.6620		3.1297	0.0330	-0.0330
9/25/2001	9:00:33	3.3163	51.9100	11.6590		3.3163	0.0300	-0.0300
9/25/2001	9:00:45	3.5147	51.9200	11.6590		3.5147	0.0300	-0.0300
9/25/2001	9:00:58	3.7247	51.9200	11.6570		3.7247	0.0280	-0.0280
9/25/2001	9:01:11	3.9463	51.9300	11.6570		3.9463	0.0280	-0.0280
9/25/2001	9:01:25	4.1813	51.9400	11.6550		4.1813	0.0260	-0.0260
9/25/2001	9:01:40	4.4297	51.9400	11.6550		4.4297	0.0260	-0.0260
9/25/2001	9:01:56	4.6930	51.9600	11.6550		4.6930	0.0260	-0.0260
9/25/2001	9:02:13	4.9730	51.9700	11.6530		4.9730	0.0240	-0.0240
9/25/2001	9:02:31	5.2697	51.9800	11.6530		5.2697	0.0240	-0.0240
9/25/2001	9:02:49	5.5830	51.9800	11.6530		5.5830	0.0240	-0.0240
9/25/2001	9:03:09	5.9147	51.9900	11.6530		5.9147	0.0240	-0.0240
9/25/2001	9:03:30	6.2663	52.0100	11.6530		6.2663	0.0240	-0.0240
9/25/2001	9:03:53	6.6397	52.0200	11.6530		6.6397	0.0240	-0.0240
9/25/2001	9:04:17	7.0347	52.0300	11.6530		7.0347	0.0240	-0.0240
9/25/2001	9:04:42	7.4530	52.0400	11.6500		7.4530	0.0210	-0.0210
9/25/2001	9:05:08	7.8963	52.0500	11.6500		7.8963	0.0210	-0.0210
9/25/2001	9:05:36	8.3663	52.0700	11.6500		8.3663	0.0210	-0.0210
9/25/2001	9:06:06	8.8647	52.0700	11.6500		8.8647	0.0210	-0.0210
9/25/2001	9:06:38	9.3913	52.0900	11.6500		9.3913	0.0210	-0.0210
9/25/2001	9:07:11	9.9497	52.0900	11.6500		9.9497	0.0210	-0.0210
9/25/2001	9:07:47	10.5413	52.1200	11.6480		10.5413	0.0190	-0.0190
9/25/2001	9:08:25	11.1680	52.1300	11.6480		11.1680	0.0190	-0.0190
9/25/2001	9:09:04	11.8313	52.1300	11.6480		11.8313	0.0190	-0.0190
9/25/2001	9:09:47	12.5347	52.1400	11.6480		12.5347	0.0190	-0.0190
9/25/2001	9:10:31	13.2797	52.1500	11.6480		13.2797	0.0190	-0.0190
9/25/2001	9:11:19	14.0697	52.1500	11.6480		14.0697	0.0190	-0.0190
9/25/2001	9:12:09	14.9063	52.1600	11.6460		14.9063	0.0170	-0.0170
9/25/2001	9:13:02	15.7913	52.1600	11.6460		15.7913	0.0170	-0.0170

9/25/2001	9:13:58	16.7297	52.1600	11.6460		16.7297	0.0170	-0.0170		
9/25/2001	9:14:58	17.7230	52.1600	11.6460		17.7230	0.0170	-0.0170		
9/25/2001	9:15:58	18.7230	52.1600	11.6430		18.7230	0.0140	-0.0140		
9/25/2001	9:16:58	19.7230	52.1500	11.6430		19.7230	0.0140	-0.0140		
9/25/2001	9:17:58	20.7230	52.1500	11.6430		20.7230	0.0140	-0.0140		
9/25/2001	9:18:58	21.7230	52.1400	11.6430		21.7230	0.0140	-0.0140		
9/25/2001	9:19:58	22.7230	52.1400	11.6430		22.7230	0.0140	-0.0140		
9/25/2001	9:20:58	23.7230	52.1400	11.6430		23.7230	0.0140	-0.0140		
9/25/2001	9:21:58	24.7230	52.1300	11.6430		24.7230	0.0140	-0.0140		
9/25/2001	9:22:58	25.7230	52.1300	11.6410		25.7230	0.0120	-0.0120		
9/25/2001	9:23:58	26.7230	52.1000	11.6410		26.7230	0.0120	-0.0120		
9/25/2001	9:24:58	27.7230	52.1000	11.6410		27.7230	0.0120	-0.0120		
9/25/2001	9:25:58	28.7230	52.1000	11.6410		28.7230	0.0120	-0.0120		
9/25/2001	9:26:58	29.7230	52.0900	11.6410		29.7230	0.0120	-0.0120		
9/25/2001	9:27:58	30.7230	52.0800	11.6410		30.7230	0.0120	-0.0120		
9/25/2001	9:28:58	31.7230	52.0800	11.6410		31.7230	0.0120	-0.0120		
9/25/2001	9:29:58	32.7230	52.0700	11.6410		32.7230	0.0120	-0.0120		
9/25/2001	9:30:58	33.7230	52.0600	11.6390		33.7230	0.0100	-0.0100		
9/25/2001	9:31:58	34.7230	52.0500	11.6410		34.7230	0.0120	-0.0120		
9/25/2001	9:32:58	35.7230	52.0400	11.6390		35.7230	0.0100	-0.0100		
9/25/2001	9:33:58	36.7230	52.0400	11.6410		36.7230	0.0120	-0.0120		
9/25/2001	9:34:58	37.7230	52.0300	11.6390		37.7230	0.0100	-0.0100		
9/25/2001	9:35:58	38.7230	52.0300	11.6390		38.7230	0.0100	-0.0100		
9/25/2001	9:36:58	39.7230	52.0200	11.6390		39.7230	0.0100	-0.0100		
9/25/2001	9:37:58	40.7230	52.0100	11.6360		40.7230	0.0070	-0.0070		
9/25/2001	9:38:58	41.7230	52.0100	11.6390		41.7230	0.0100	-0.0100		
9/25/2001	9:39:58	42.7230	51.9900	11.6390		42.7230	0.0100	-0.0100		
9/25/2001	9:40:58	43.7230	51.9800	11.6360		43.7230	0.0070	-0.0070		
9/25/2001	9:41:58	44.7230	51.9700	11.6360		44.7230	0.0070	-0.0070		
9/25/2001	9:42:58	45.7230	51.9700	11.6390		45.7230	0.0100	-0.0100		
9/25/2001	9:43:58	46.7230	51.9600	11.6360		46.7230	0.0070	-0.0070		
9/25/2001	9:44:58	47.7230	51.9500	11.6390		47.7230	0.0100	-0.0100		
9/25/2001	9:45:58	48.7230	51.9400	11.6360		48.7230	0.0070	-0.0070		
9/25/2001	9:46:58	49.7230	51.9300	11.6340		49.7230	0.0050	-0.0050		
9/25/2001	9:47:58	50.7230	51.9300	11.6340		50.7230	0.0050	-0.0050		
9/25/2001	9:48:58	51.7230	51.9200	11.6360		51.7230	0.0070	-0.0070		
9/25/2001	9:49:58	52.7230	51.9200	11.6360		52.7230	0.0070	-0.0070		
9/25/2001	9:50:58	53.7230	51.9100	11.6340		53.7230	0.0050	-0.0050		
9/25/2001	9:51:58	54.7230	51.9000	11.6340		54.7230	0.0050	-0.0050		
9/25/2001	9:52:58	55.7230	51.8800	11.6320		55.7230	0.0030	-0.0030		
9/25/2001	9:53:58	56.7230	51.8700	11.6340		56.7230	0.0050	-0.0050		
9/25/2001	9:54:58	57.7230	51.8700	11.6340		57.7230	0.0050	-0.0050		
9/25/2001	9:55:58	58.7230	51.8500	11.6320		58.7230	0.0030	-0.0030		
9/25/2001	9:56:58	59.7230	51.8500	11.6340		59.7230	0.0050	-0.0050		
9/25/2001	9:57:58	60.7230	51.8500	11.6320		60.7230	0.0030	-0.0030		
9/25/2001	9:58:58	61.7230	51.8400	11.6320		61.7230	0.0030	-0.0030		
9/25/2001	9:59:58	62.7230	51.8300	11.6320		62.7230	0.0030	-0.0030		
9/25/2001	10:00:58	63.7230	51.8200	11.6340		63.7230	0.0050	-0.0050		
9/25/2001	10:01:58	64.7230	51.8200	11.6340		64.7230	0.0050	-0.0050		
9/25/2001	10:02:58	65.7230	51.8100	11.6340		65.7230	0.0050	-0.0050		
9/25/2001	10:03:58	66.7230	51.8100	11.6320		66.7230	0.0030	-0.0030		
9/25/2001	10:04:58	67.7230	51.8100	11.6320		67.7230	0.0030	-0.0030		
9/25/2001	10:05:58	68.7230	51.8000	11.6320		68.7230	0.0030	-0.0030		
9/25/2001	10:06:58	69.7230	51.8000	11.6320		69.7230	0.0030	-0.0030		
9/25/2001	10:07:58	70.7230	51.7900	11.6320		70.7230	0.0030	-0.0030		
9/25/2001	10:08:58	71.7230	51.7900	11.6320		71.7230	0.0030	-0.0030		
9/25/2001	10:09:58	72.7230	51.7700	11.6320		72.7230	0.0030	-0.0030		
9/25/2001	10:10:58	73.7230	51.7600	11.6320		73.7230	0.0030	-0.0030		
9/25/2001	10:11:58	74.7230	51.7600	11.6320		74.7230	0.0030	-0.0030		
9/25/2001	10:12:58	75.7230	51.7500	11.6320		75.7230	0.0030	-0.0030		

9/25/2001	10:13:58	76.7230	51.7500	11.6320	76.7230	0.0030	-0.0030		
9/25/2001	10:14:58	77.7230	51.7400	11.6320	77.7230	0.0030	-0.0030		
9/25/2001	10:15:58	78.7230	51.7400	11.6290	78.7230	0.0000	0.0000		
9/25/2001	10:16:58	79.7230	51.7400	11.6320	79.7230	0.0030	-0.0030		
9/25/2001	10:17:58	80.7230	51.7300	11.6320	80.7230	0.0030	-0.0030		
9/25/2001	10:18:58	81.7230	51.7300	11.6290	81.7230	0.0000	0.0000		
9/25/2001	10:19:58	82.7230	51.7200	11.6320	82.7230	0.0030	-0.0030		
9/25/2001	10:20:58	83.7230	51.7200	11.6320	83.7230	0.0030	-0.0030		
9/25/2001	10:21:58	84.7230	51.7100	11.6320	84.7230	0.0030	-0.0030		
9/25/2001	10:22:58	85.7230	51.7200	11.6320					
9/25/2001	10:23:58	86.7230	51.7100	11.6320					
9/25/2001	10:24:58	87.7230	51.7100	11.6290					
9/25/2001	10:25:58	88.7230	51.7000	11.6320					
9/25/2001	10:26:58	89.7230	51.7000	11.6320					
9/25/2001	10:27:58	90.7230	51.7000	11.6320					
9/25/2001	10:28:58	91.7230	51.7000	11.6320					
9/25/2001	10:29:58	92.7230	51.6900	11.6290					
9/25/2001	10:30:58	93.7230	51.6900	11.6290					
9/25/2001	10:31:58	94.7230	51.6900	11.6320					
9/25/2001	10:32:58	95.7230	51.6900	11.6290					
9/25/2001	10:33:58	96.7230	51.6800	11.6320					
9/25/2001	10:34:58	97.7230	51.6800	11.6270					
9/25/2001	10:35:58	98.7230	51.6600	11.6290					
9/25/2001	10:36:58	99.7230	51.6600	11.6290					
9/25/2001	10:37:58	100.7230	51.6600	11.6850					
9/25/2001	10:38:58	101.7230	51.6800	11.6340					
9/25/2001	10:39:58	102.7230	51.8700	11.6320					
9/25/2001	10:40:58	103.7230	51.8700	11.6290					

IN_SITU INC.	Troll	
Report generated:	4/5/2003	13:09:41
Report from file:		
DataMgr Version	2.12	
Serial number:	11285	
Firmware Version	6.24	
Unit name:	SP4000	
Test name:		LL2mw197 slugout
Test defined on:	9/25/2001	7:38:54
Test started on:	9/25/2001	7:39:57
Test stopped on:	9/25/2001	9:22:45
Test extracted on:	9/25/2001	9:22:55
Data gathered using Logarithmic testing		
Maximum time between data points:	1.0000	Minutes.
Number of data samples:		196
TOTAL DATA SAMPLES		
		196
Channel number [1]		
Measurement type:	Temperature	
Channel name:	OnBoard Temp	
Channel number [2]		
Measurement type:	Pressure/Level	
Channel name:		
Sensor Range:	15 PSI.	
Specific gravity:	1	
Mode:	TOC	
User-defined reference:	12.49	Feet H2O
Referenced on:	channel definition.	
Pressure head at reference:	16.773	Feet H2O



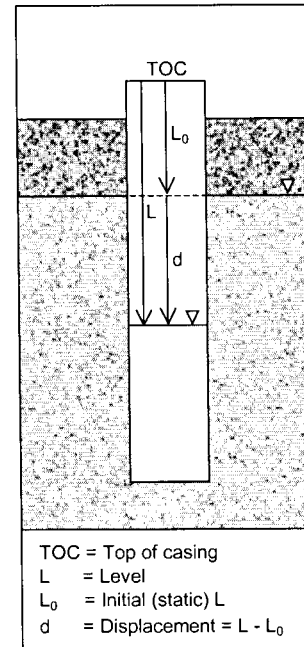
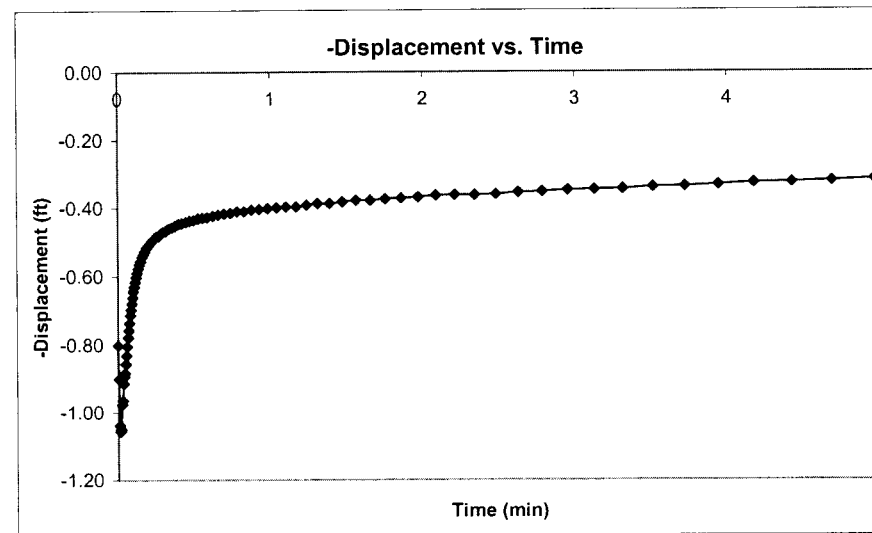
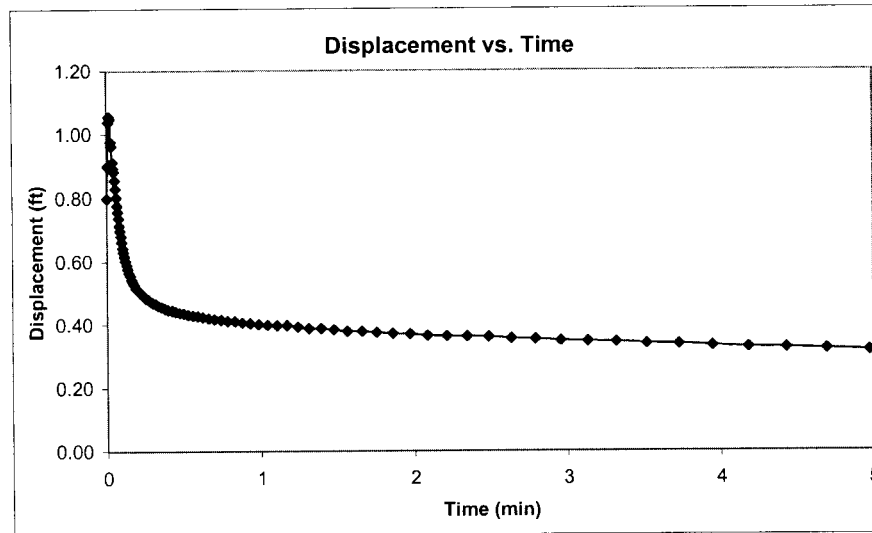
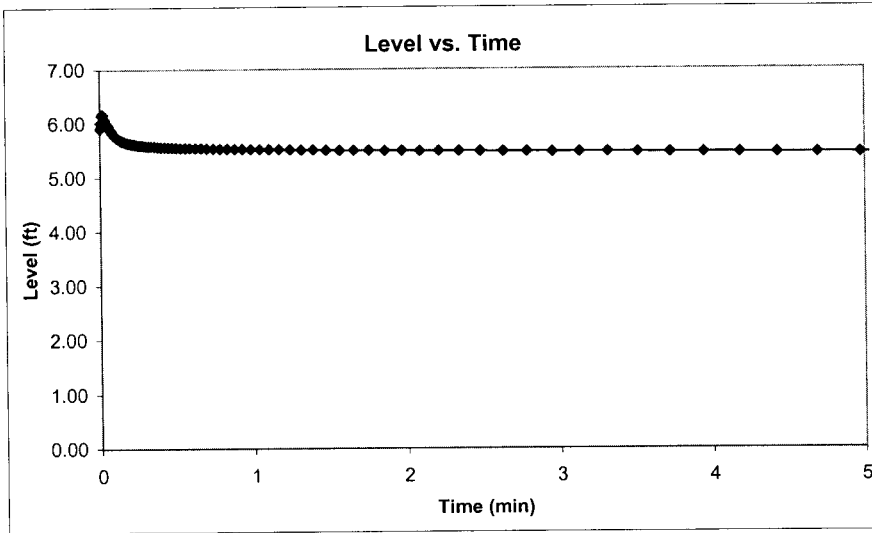
LL4MW197					AqtwSolv	Final	Point	Point	Check
					Max	Chan[2]	ET	Chan[2]	
					(min)	Feet H2O	(min)	Feet H2O	
					102.7230	21.8340	5.0000	22.3550	Rise
						Rise	Fall		
				L		d	-d		
			Chan[1]	Chan[2]		Chan[2]	Chan[2]		
Date	Time	ET (min)	Fahrenheit	Feet H2O	ET (min)	Feet H2O	Feet H2O		
9/25/2001	7:39:57	0.0000	51.2000	20.8370	0.0000	-0.9970	0.9970		
9/25/2001	7:39:57	0.0050	51.2300	23.3010	0.0050	1.4670	-1.4670		
9/25/2001	7:39:57	0.0100	51.2100	23.0080	0.0100	1.1740	-1.1740		
9/25/2001	7:39:57	0.0150	51.2200	22.6570	0.0150	0.8230	-0.8230		
9/25/2001	7:39:58	0.0200	51.2300	23.4280	0.0200	1.5940	-1.5940		
9/25/2001	7:39:58	0.0250	51.2700	22.5650	0.0250	0.7310	-0.7310		
9/25/2001	7:39:58	0.0300	51.2500	23.0950	0.0300	1.2610	-1.2610		
9/25/2001	7:39:59	0.0350	51.2500	22.9040	0.0350	1.0700	-1.0700		
9/25/2001	7:39:59	0.0400	51.2600	22.7630	0.0400	0.9290	-0.9290		
9/25/2001	7:39:59	0.0450	51.2700	23.0310	0.0450	1.1970	-1.1970		
9/25/2001	7:40:00	0.0500	51.2700	22.7310	0.0500	0.8970	-0.8970		
9/25/2001	7:40:00	0.0550	51.2700	22.9200	0.0550	1.0860	-1.0860		
9/25/2001	7:40:00	0.0600	51.2800	22.8350	0.0600	1.0010	-1.0010		
9/25/2001	7:40:00	0.0650	51.2900	22.8720	0.0650	1.0380	-1.0380		
9/25/2001	7:40:01	0.0700	51.3100	22.9620	0.0700	1.1280	-1.1280		
9/25/2001	7:40:01	0.0750	51.2900	22.7750	0.0750	0.9410	-0.9410		
9/25/2001	7:40:01	0.0800	51.3000	22.7770	0.0800	0.9430	-0.9430		
9/25/2001	7:40:02	0.0850	51.3100	22.7860	0.0850	0.9520	-0.9520		
9/25/2001	7:40:02	0.0900	51.3000	22.7540	0.0900	0.9200	-0.9200		
9/25/2001	7:40:02	0.0950	51.3000	22.7660	0.0950	0.9320	-0.9320		
9/25/2001	7:40:03	0.1000	51.3000	22.7310	0.1000	0.8970	-0.8970		
9/25/2001	7:40:03	0.1058	51.3000	22.7360	0.1058	0.9020	-0.9020		
9/25/2001	7:40:03	0.1120	51.3300	22.7240	0.1120	0.8900	-0.8900		
9/25/2001	7:40:04	0.1185	51.3200	22.7030	0.1185	0.8690	-0.8690		
9/25/2001	7:40:04	0.1255	51.3300	22.6920	0.1255	0.8580	-0.8580		
9/25/2001	7:40:04	0.1328	51.3300	22.6920	0.1328	0.8580	-0.8580		
9/25/2001	7:40:05	0.1407	51.3400	22.6800	0.1407	0.8460	-0.8460		
9/25/2001	7:40:05	0.1490	51.3300	22.6730	0.1490	0.8390	-0.8390		
9/25/2001	7:40:06	0.1578	51.3400	22.6640	0.1578	0.8300	-0.8300		
9/25/2001	7:40:07	0.1672	51.3400	22.6550	0.1672	0.8210	-0.8210		
9/25/2001	7:40:07	0.1770	51.3800	22.6460	0.1770	0.8120	-0.8120		
9/25/2001	7:40:08	0.1875	51.3400	22.6320	0.1875	0.7980	-0.7980		
9/25/2001	7:40:08	0.1985	51.3900	22.6270	0.1985	0.7930	-0.7930		
9/25/2001	7:40:09	0.2102	51.4000	22.6130	0.2102	0.7790	-0.7790		
9/25/2001	7:40:10	0.2227	51.3900	22.6110	0.2227	0.7770	-0.7770		
9/25/2001	7:40:11	0.2358	51.4000	22.6090	0.2358	0.7750	-0.7750		
9/25/2001	7:40:11	0.2498	51.4000	22.5990	0.2498	0.7650	-0.7650		
9/25/2001	7:40:12	0.2647	51.3900	22.5950	0.2647	0.7610	-0.7610		
9/25/2001	7:40:13	0.2803	51.4000	22.5900	0.2803	0.7560	-0.7560		
9/25/2001	7:40:14	0.2970	51.4000	22.5860	0.2970	0.7520	-0.7520		
9/25/2001	7:40:15	0.3147	51.4000	22.5810	0.3147	0.7470	-0.7470		
9/25/2001	7:40:17	0.3333	51.4100	22.5760	0.3333	0.7420	-0.7420		
9/25/2001	7:40:18	0.3532	51.4000	22.5720	0.3532	0.7380	-0.7380		
9/25/2001	7:40:19	0.3742	51.4100	22.5670	0.3742	0.7330	-0.7330		
9/25/2001	7:40:20	0.3963	51.4100	22.5650	0.3963	0.7310	-0.7310		
9/25/2001	7:40:22	0.4198	51.4200	22.5600	0.4198	0.7260	-0.7260		
9/25/2001	7:40:23	0.4447	51.4100	22.5580	0.4447	0.7240	-0.7240		
9/25/2001	7:40:25	0.4697	51.3900	22.5530	0.4697	0.7190	-0.7190		
9/25/2001	7:40:26	0.4963	51.4500	22.5490	0.4963	0.7150	-0.7150		

9/25/2001	7:40:28	0.5247	51.4300	22.5440		0.5247	0.7100	-0.7100		
9/25/2001	7:40:30	0.5547	51.4100	22.5390		0.5547	0.7050	-0.7050		
9/25/2001	7:40:32	0.5863	51.4300	22.5370		0.5863	0.7030	-0.7030		
9/25/2001	7:40:34	0.6213	51.4000	22.5330		0.6213	0.6990	-0.6990		
9/25/2001	7:40:36	0.6580	51.4100	22.5280		0.6580	0.6940	-0.6940		
9/25/2001	7:40:38	0.6963	51.3900	22.5260		0.6963	0.6920	-0.6920		
9/25/2001	7:40:41	0.7380	51.3900	22.5210		0.7380	0.6870	-0.6870		
9/25/2001	7:40:43	0.7813	51.3800	22.5190		0.7813	0.6850	-0.6850		
9/25/2001	7:40:46	0.8280	51.3800	22.5160		0.8280	0.6820	-0.6820		
9/25/2001	7:40:49	0.8763	51.3800	22.5120		0.8763	0.6780	-0.6780		
9/25/2001	7:40:52	0.9280	51.3900	22.5070		0.9280	0.6730	-0.6730		
9/25/2001	7:40:55	0.9830	51.3800	22.5050		0.9830	0.6710	-0.6710		
9/25/2001	7:40:59	1.0413	51.3900	22.4980		1.0413	0.6640	-0.6640		
9/25/2001	7:41:03	1.1030	51.4000	22.4960		1.1030	0.6620	-0.6620		
9/25/2001	7:41:07	1.1680	51.3600	22.4910		1.1680	0.6570	-0.6570		
9/25/2001	7:41:11	1.2380	51.3600	22.4890		1.2380	0.6550	-0.6550		
9/25/2001	7:41:15	1.3113	51.3400	22.4840		1.3113	0.6500	-0.6500		
9/25/2001	7:41:20	1.3897	51.3400	22.4820		1.3897	0.6480	-0.6480		
9/25/2001	7:41:25	1.4730	51.3300	22.4770		1.4730	0.6430	-0.6430		
9/25/2001	7:41:30	1.5613	51.3300	22.4750		1.5613	0.6410	-0.6410		
9/25/2001	7:41:36	1.6547	51.3100	22.4700		1.6547	0.6360	-0.6360		
9/25/2001	7:41:42	1.7530	51.3200	22.4680		1.7530	0.6340	-0.6340		
9/25/2001	7:41:48	1.8580	51.3200	22.4630		1.8580	0.6290	-0.6290		
9/25/2001	7:41:55	1.9680	51.3100	22.4560		1.9680	0.6220	-0.6220		
9/25/2001	7:42:02	2.0847	51.3200	22.4540		2.0847	0.6200	-0.6200		
9/25/2001	7:42:09	2.2097	51.3100	22.4500		2.2097	0.6160	-0.6160		
9/25/2001	7:42:17	2.3413	51.3300	22.4450		2.3413	0.6110	-0.6110		
9/25/2001	7:42:25	2.4813	51.3100	22.4380		2.4813	0.6040	-0.6040		
9/25/2001	7:42:34	2.6297	51.3000	22.4330		2.6297	0.5990	-0.5990		
9/25/2001	7:42:44	2.7863	51.3000	22.4290		2.7863	0.5950	-0.5950		
9/25/2001	7:42:54	2.9530	51.3000	22.4220		2.9530	0.5880	-0.5880		
9/25/2001	7:43:04	3.1297	51.3000	22.4150		3.1297	0.5810	-0.5810		
9/25/2001	7:43:15	3.3163	51.3000	22.4100		3.3163	0.5760	-0.5760		
9/25/2001	7:43:27	3.5147	51.3000	22.4030		3.5147	0.5690	-0.5690		
9/25/2001	7:43:40	3.7247	51.3000	22.3960		3.7247	0.5620	-0.5620		
9/25/2001	7:43:53	3.9463	51.3000	22.3900		3.9463	0.5560	-0.5560		
9/25/2001	7:44:07	4.1813	51.2900	22.3830		4.1813	0.5490	-0.5490		
9/25/2001	7:44:22	4.4297	51.2800	22.3730		4.4297	0.5390	-0.5390		
9/25/2001	7:44:38	4.6930	51.2900	22.3640		4.6930	0.5300	-0.5300		
9/25/2001	7:44:55	4.9730	51.2900	22.3550		4.9730	0.5210	-0.5210		
9/25/2001	7:45:13	5.2697	51.3000	22.3460		5.2697	0.5120	-0.5120		
9/25/2001	7:45:31	5.5830	51.2700	22.3360		5.5830	0.5020	-0.5020		
9/25/2001	7:45:51	5.9147	51.2800	22.3250		5.9147	0.4910	-0.4910		
9/25/2001	7:46:12	6.2663	51.2700	22.3160		6.2663	0.4820	-0.4820		
9/25/2001	7:46:35	6.6397	51.2700	22.3020		6.6397	0.4680	-0.4680		
9/25/2001	7:46:59	7.0347	51.2600	22.2900		7.0347	0.4560	-0.4560		
9/25/2001	7:47:24	7.4530	51.2600	22.2740		7.4530	0.4400	-0.4400		
9/25/2001	7:47:50	7.8963	51.2600	22.2650		7.8963	0.4310	-0.4310		
9/25/2001	7:48:18	8.3663	51.2600	22.2490		8.3663	0.4150	-0.4150		
9/25/2001	7:48:48	8.8647	51.2600	22.2330		8.8647	0.3990	-0.3990		
9/25/2001	7:49:20	9.3913	51.2600	22.2140		9.3913	0.3800	-0.3800		
9/25/2001	7:49:53	9.9497	51.2500	22.1960		9.9497	0.3620	-0.3620		
9/25/2001	7:50:29	10.5413	51.2500	22.1770		10.5413	0.3430	-0.3430		
9/25/2001	7:51:07	11.1680	51.2600	22.1540		11.1680	0.3200	-0.3200		
9/25/2001	7:51:46	11.8313	51.2900	22.1290		11.8313	0.2950	-0.2950		
9/25/2001	7:52:29	12.5347	51.2800	22.1040		12.5347	0.2700	-0.2700		
9/25/2001	7:53:13	13.2797	51.2700	22.0800		13.2797	0.2460	-0.2460		
9/25/2001	7:54:01	14.0697	51.2800	22.0500		14.0697	0.2160	-0.2160		
9/25/2001	7:54:51	14.9063	51.3100	22.0250		14.9063	0.1910	-0.1910		
9/25/2001	7:55:44	15.7913	51.2800	22.0040		15.7913	0.1700	-0.1700		

9/25/2001	7:56:40	16.7297	51.2900	21.9810		16.7297	0.1470	-0.1470		
9/25/2001	7:57:40	17.7230	51.2900	21.9600		17.7230	0.1260	-0.1260		
9/25/2001	7:58:40	18.7230	51.3000	21.9440		18.7230	0.1100	-0.1100		
9/25/2001	7:59:40	19.7230	51.2900	21.9280		19.7230	0.0940	-0.0940		
9/25/2001	8:00:40	20.7230	51.2900	21.9140		20.7230	0.0800	-0.0800		
9/25/2001	8:01:40	21.7230	51.2900	21.9030		21.7230	0.0690	-0.0690		
9/25/2001	8:02:40	22.7230	51.2900	21.8910		22.7230	0.0570	-0.0570		
9/25/2001	8:03:40	23.7230	51.3000	21.8820		23.7230	0.0480	-0.0480		
9/25/2001	8:04:40	24.7230	51.3000	21.8750		24.7230	0.0410	-0.0410		
9/25/2001	8:05:40	25.7230	51.2900	21.8680		25.7230	0.0340	-0.0340		
9/25/2001	8:06:40	26.7230	51.2800	21.8640		26.7230	0.0300	-0.0300		
9/25/2001	8:07:40	27.7230	51.2900	21.8590		27.7230	0.0250	-0.0250		
9/25/2001	8:08:40	28.7230	51.2900	21.8540		28.7230	0.0200	-0.0200		
9/25/2001	8:09:40	29.7230	51.2700	21.8520		29.7230	0.0180	-0.0180		
9/25/2001	8:10:40	30.7230	51.3000	21.8470		30.7230	0.0130	-0.0130		
9/25/2001	8:11:40	31.7230	51.2600	21.8450		31.7230	0.0110	-0.0110		
9/25/2001	8:12:40	32.7230	51.2600	21.8430		32.7230	0.0090	-0.0090		
9/25/2001	8:13:40	33.7230	51.2700	21.8410		33.7230	0.0070	-0.0070		
9/25/2001	8:14:40	34.7230	51.2700	21.8380		34.7230	0.0040	-0.0040		
9/25/2001	8:15:40	35.7230	51.2500	21.8380		35.7230	0.0040	-0.0040		
9/25/2001	8:16:40	36.7230	51.2200	21.8360		36.7230	0.0020	-0.0020		
9/25/2001	8:17:40	37.7230	51.2100	21.8360		37.7230	0.0020	-0.0020		
9/25/2001	8:18:40	38.7230	51.2700	21.8340		38.7230	0.0000	0.0000		
9/25/2001	8:19:40	39.7230	51.2200	21.8340		39.7230	0.0000	0.0000		
9/25/2001	8:20:40	40.7230	51.2200	21.8340		40.7230	0.0000	0.0000		
9/25/2001	8:21:40	41.7230	51.2100	21.8310		41.7230	-0.0030	0.0030		
9/25/2001	8:22:40	42.7230	51.2000	21.8310		42.7230	-0.0030	0.0030		
9/25/2001	8:23:40	43.7230	51.3600	21.8310		43.7230	-0.0030	0.0030		
9/25/2001	8:24:40	44.7230	51.4100	21.8340		44.7230	0.0000	0.0000		
9/25/2001	8:25:40	45.7230	51.3100	21.8310		45.7230	-0.0030	0.0030		
9/25/2001	8:26:40	46.7230	51.2800	21.8310		46.7230	-0.0030	0.0030		
9/25/2001	8:27:40	47.7230	51.2700	21.8310		47.7230	-0.0030	0.0030		
9/25/2001	8:28:40	48.7230	51.2500	21.8340		48.7230	0.0000	0.0000		
9/25/2001	8:29:40	49.7230	51.2300	21.8290		49.7230	-0.0050	0.0050		
9/25/2001	8:30:40	50.7230	51.2100	21.8290		50.7230	-0.0050	0.0050		
9/25/2001	8:31:40	51.7230	51.2000	21.8310		51.7230	-0.0030	0.0030		
9/25/2001	8:32:40	52.7230	51.1900	21.8310		52.7230	-0.0030	0.0030		
9/25/2001	8:33:40	53.7230	51.1700	21.8290		53.7230	-0.0050	0.0050		
9/25/2001	8:34:40	54.7230	51.1600	21.8310		54.7230	-0.0030	0.0030		
9/25/2001	8:35:40	55.7230	51.1600	21.8290		55.7230	-0.0050	0.0050		
9/25/2001	8:36:40	56.7230	51.1600	21.8290		56.7230	-0.0050	0.0050		
9/25/2001	8:37:40	57.7230	51.1400	21.8290		57.7230	-0.0050	0.0050		
9/25/2001	8:38:40	58.7230	51.1300	21.8290		58.7230	-0.0050	0.0050		
9/25/2001	8:39:40	59.7230	51.1100	21.8310		59.7230	-0.0030	0.0030		
9/25/2001	8:40:40	60.7230	51.1200	21.8290		60.7230	-0.0050	0.0050		
9/25/2001	8:41:40	61.7230	51.1200	21.8290		61.7230	-0.0050	0.0050		
9/25/2001	8:42:40	62.7230	51.1100	21.8290		62.7230	-0.0050	0.0050		
9/25/2001	8:43:40	63.7230	51.1100	21.8290		63.7230	-0.0050	0.0050		
9/25/2001	8:44:40	64.7230	51.1000	21.8310		64.7230	-0.0030	0.0030		
9/25/2001	8:45:40	65.7230	51.1100	21.8290		65.7230	-0.0050	0.0050		
9/25/2001	8:46:40	66.7230	51.0900	21.8290		66.7230	-0.0050	0.0050		
9/25/2001	8:47:40	67.7230	51.1000	21.8290		67.7230	-0.0050	0.0050		
9/25/2001	8:48:40	68.7230	51.0800	21.8310		68.7230	-0.0030	0.0030		
9/25/2001	8:49:40	69.7230	51.0800	21.8290		69.7230	-0.0050	0.0050		
9/25/2001	8:50:40	70.7230	51.0800	21.8290		70.7230	-0.0050	0.0050		
9/25/2001	8:51:40	71.7230	51.0900	21.8290		71.7230	-0.0050	0.0050		
9/25/2001	8:52:40	72.7230	51.0700	21.8290		72.7230	-0.0050	0.0050		
9/25/2001	8:53:40	73.7230	51.0800	21.8290		73.7230	-0.0050	0.0050		
9/25/2001	8:54:40	74.7230	51.0600	21.8290		74.7230	-0.0050	0.0050		
9/25/2001	8:55:40	75.7230	51.0700	21.8290		75.7230	-0.0050	0.0050		

9/25/2001	8:56:40	76.7230	51.0800	21.8290		76.7230	-0.0050	0.0050		
9/25/2001	8:57:40	77.7230	51.0500	21.8290		77.7230	-0.0050	0.0050		
9/25/2001	8:58:40	78.7230	51.0500	21.8290		78.7230	-0.0050	0.0050		
9/25/2001	8:59:40	79.7230	51.0300	21.8290		79.7230	-0.0050	0.0050		
9/25/2001	9:00:40	80.7230	51.0200	21.8290		80.7230	-0.0050	0.0050		
9/25/2001	9:01:40	81.7230	51.0200	21.8290		81.7230	-0.0050	0.0050		
9/25/2001	9:02:40	82.7230	51.0200	21.8310		82.7230	-0.0030	0.0030		
9/25/2001	9:03:40	83.7230	51.0100	21.8290		83.7230	-0.0050	0.0050		
9/25/2001	9:04:40	84.7230	51.0000	21.8290		84.7230	-0.0050	0.0050		
9/25/2001	9:05:40	85.7230	51.0000	21.8290		85.7230	-0.0050	0.0050		
9/25/2001	9:06:40	86.7230	51.0100	21.8310		86.7230	-0.0030	0.0030		
9/25/2001	9:07:40	87.7230	50.9900	21.8310		87.7230	-0.0030	0.0030		
9/25/2001	9:08:40	88.7230	51.0000	21.8290		88.7230	-0.0050	0.0050		
9/25/2001	9:09:40	89.7230	50.9900	21.8290		89.7230	-0.0050	0.0050		
9/25/2001	9:10:40	90.7230	51.0200	21.8310		90.7230	-0.0030	0.0030		
9/25/2001	9:11:40	91.7230	51.0100	21.8310		91.7230	-0.0030	0.0030		
9/25/2001	9:12:40	92.7230	50.9800	21.8290		92.7230	-0.0050	0.0050		
9/25/2001	9:13:40	93.7230	50.9600	21.8310		93.7230	-0.0030	0.0030		
9/25/2001	9:14:40	94.7230	50.9900	21.8310		94.7230	-0.0030	0.0030		
9/25/2001	9:15:40	95.7230	50.9800	21.8310		95.7230	-0.0030	0.0030		
9/25/2001	9:16:40	96.7230	50.9700	21.8290		96.7230	-0.0050	0.0050		
9/25/2001	9:17:40	97.7230	50.9500	21.8310		97.7230	-0.0030	0.0030		
9/25/2001	9:18:40	98.7230	50.9500	21.8290		98.7230	-0.0050	0.0050		
9/25/2001	9:19:40	99.7230	50.9600	21.8290		99.7230	-0.0050	0.0050		
9/25/2001	9:20:40	100.7230	50.9500	21.8270		100.7230	-0.0070	0.0070		
9/25/2001	9:21:40	101.7230	50.9700	21.8310		101.7230	-0.0030	0.0030		
9/25/2001	9:22:40	102.7230	51.0800	21.8340		102.7230	0.0000	0.0000		

IN_SITU INC.	Troll	
Report generated:	4/5/2003	13:09:59
Report from file:		
DataMgr Version	2.12	
Serial number:	11280	
Firmware Version	6.24	
Unit name:	SP4000	
Test name:		LL4mw198 slugout
Test defined on:	9/26/2001	8:40:52
Test started on:	9/26/2001	8:41:13
Test stopped on:	9/26/2001	15:08:20
Test extracted on:	9/26/2001	15:08:28
Data gathered using Logarithmic testing		
Maximum time between data points:	1.0000	Minutes.
Number of data samples:	480	
TOTAL DATA SAMPLES		
	480	
Channel number [1]		
Measurement type:	Temperature	
Channel name:	OnBoard Temp	
Channel number [2]		
Measurement type:	Pressure/Level	
Channel name:	OnBoard Pressure	
Sensor Range:	15 PSI.	
Specific gravity:	1	
Mode:	TOC	
User-defined reference:	12.78	Feet H2O
Referenced on:	channel definition.	
Pressure head at reference:	0	Feet H2O



LL4MW198					AqtwSolv	Final	Point	Point	Check
					Max				
					ET	Chan[2]	ET	Chan[2]	
					(min)	Feet H2O	(min)	Feet H2O	
					386.7230	5.1150	5.0000	5.4310	Rise
						Rise	Fall		
				L		d	-d		
			Chan[1]	Chan[2]		Chan[2]	Chan[2]		
Date	Time	ET (min)	Fahrenheit	Feet H2O	ET (min)	Feet H2O	Feet H2O		
-----	-----	-----	-----	-----	-----	-----	-----		
9/26/2001	8:41:13	0.0000	53.7000	5.9150	0.0000	0.8000	-0.8000		
9/26/2001	8:41:13	0.0050	53.7000	6.0150	0.0050	0.9000	-0.9000		
9/26/2001	8:41:13	0.0100	53.7200	6.1530	0.0100	1.0380	-1.0380		
9/26/2001	8:41:13	0.0150	53.7300	6.1710	0.0150	1.0560	-1.0560		
9/26/2001	8:41:14	0.0200	53.7400	6.1640	0.0200	1.0490	-1.0490		
9/26/2001	8:41:14	0.0250	53.7400	6.0910	0.0250	0.9760	-0.9760		
9/26/2001	8:41:14	0.0300	53.7500	6.0790	0.0300	0.9640	-0.9640		
9/26/2001	8:41:15	0.0350	53.7500	6.0280	0.0350	0.9130	-0.9130		
9/26/2001	8:41:15	0.0400	53.7500	6.0080	0.0400	0.8930	-0.8930		
9/26/2001	8:41:15	0.0450	53.7600	5.9980	0.0450	0.8830	-0.8830		
9/26/2001	8:41:16	0.0500	53.7700	5.9710	0.0500	0.8560	-0.8560		
9/26/2001	8:41:16	0.0550	53.7700	5.9450	0.0550	0.8300	-0.8300		
9/26/2001	8:41:16	0.0600	53.7800	5.9180	0.0600	0.8030	-0.8030		
9/26/2001	8:41:16	0.0650	53.7800	5.8920	0.0650	0.7770	-0.7770		
9/26/2001	8:41:17	0.0700	53.7800	5.8720	0.0700	0.7570	-0.7570		
9/26/2001	8:41:17	0.0750	53.7900	5.8510	0.0750	0.7360	-0.7360		
9/26/2001	8:41:17	0.0800	53.7900	5.8280	0.0800	0.7130	-0.7130		
9/26/2001	8:41:18	0.0850	53.8000	5.8120	0.0850	0.6970	-0.6970		
9/26/2001	8:41:18	0.0900	53.8000	5.7950	0.0900	0.6800	-0.6800		
9/26/2001	8:41:18	0.0950	53.8100	5.7770	0.0950	0.6620	-0.6620		
9/26/2001	8:41:19	0.1000	53.8100	5.7580	0.1000	0.6430	-0.6430		
9/26/2001	8:41:19	0.1058	53.8300	5.7450	0.1058	0.6300	-0.6300		
9/26/2001	8:41:19	0.1120	53.8300	5.7310	0.1120	0.6160	-0.6160		
9/26/2001	8:41:20	0.1185	53.8300	5.7170	0.1185	0.6020	-0.6020		
9/26/2001	8:41:20	0.1255	53.8300	5.7050	0.1255	0.5900	-0.5900		
9/26/2001	8:41:20	0.1328	53.8400	5.6920	0.1328	0.5770	-0.5770		
9/26/2001	8:41:21	0.1407	53.8400	5.6800	0.1407	0.5650	-0.5650		
9/26/2001	8:41:21	0.1490	53.8500	5.6710	0.1490	0.5560	-0.5560		
9/26/2001	8:41:22	0.1578	53.8600	5.6590	0.1578	0.5440	-0.5440		
9/26/2001	8:41:23	0.1672	53.8600	5.6500	0.1672	0.5350	-0.5350		
9/26/2001	8:41:23	0.1770	53.8800	5.6410	0.1770	0.5260	-0.5260		
9/26/2001	8:41:24	0.1875	53.8800	5.6320	0.1875	0.5170	-0.5170		
9/26/2001	8:41:24	0.1985	53.8900	5.6250	0.1985	0.5100	-0.5100		
9/26/2001	8:41:25	0.2102	53.8900	5.6200	0.2102	0.5050	-0.5050		
9/26/2001	8:41:26	0.2227	53.9000	5.6130	0.2227	0.4980	-0.4980		
9/26/2001	8:41:27	0.2358	53.9000	5.6060	0.2358	0.4910	-0.4910		
9/26/2001	8:41:27	0.2498	53.9000	5.5990	0.2498	0.4840	-0.4840		
9/26/2001	8:41:28	0.2647	53.9000	5.5970	0.2647	0.4820	-0.4820		
9/26/2001	8:41:29	0.2803	53.9000	5.5900	0.2803	0.4750	-0.4750		
9/26/2001	8:41:30	0.2970	53.9000	5.5850	0.2970	0.4700	-0.4700		
9/26/2001	8:41:31	0.3147	53.9100	5.5810	0.3147	0.4660	-0.4660		
9/26/2001	8:41:33	0.3333	53.9100	5.5760	0.3333	0.4610	-0.4610		
9/26/2001	8:41:34	0.3532	53.9100	5.5720	0.3532	0.4570	-0.4570		
9/26/2001	8:41:35	0.3742	53.9100	5.5670	0.3742	0.4520	-0.4520		
9/26/2001	8:41:36	0.3963	53.9100	5.5620	0.3963	0.4470	-0.4470		
9/26/2001	8:41:38	0.4198	53.9100	5.5600	0.4198	0.4450	-0.4450		
9/26/2001	8:41:39	0.4447	53.9100	5.5560	0.4447	0.4410	-0.4410		
9/26/2001	8:41:41	0.4697	53.9200	5.5530	0.4697	0.4380	-0.4380		
9/26/2001	8:41:42	0.4963	53.9100	5.5510	0.4963	0.4360	-0.4360		

9/26/2001	8:41:44	0.5247	53.9200	5.5460		0.5247	0.4310	-0.4310		
9/26/2001	8:41:46	0.5547	53.9200	5.5440		0.5547	0.4290	-0.4290		
9/26/2001	8:41:48	0.5863	53.9100	5.5420		0.5863	0.4270	-0.4270		
9/26/2001	8:41:50	0.6213	53.9100	5.5390		0.6213	0.4240	-0.4240		
9/26/2001	8:41:52	0.6580	53.9200	5.5350		0.6580	0.4200	-0.4200		
9/26/2001	8:41:54	0.6963	53.9200	5.5320		0.6963	0.4170	-0.4170		
9/26/2001	8:41:57	0.7380	53.9200	5.5300		0.7380	0.4150	-0.4150		
9/26/2001	8:41:59	0.7813	53.9200	5.5260		0.7813	0.4110	-0.4110		
9/26/2001	8:42:02	0.8280	53.9200	5.5260		0.8280	0.4110	-0.4110		
9/26/2001	8:42:05	0.8763	53.9100	5.5210		0.8763	0.4060	-0.4060		
9/26/2001	8:42:08	0.9280	53.9100	5.5190		0.9280	0.4040	-0.4040		
9/26/2001	8:42:11	0.9830	53.9100	5.5160		0.9830	0.4010	-0.4010		
9/26/2001	8:42:15	1.0413	53.9100	5.5140		1.0413	0.3990	-0.3990		
9/26/2001	8:42:19	1.1030	53.9100	5.5120		1.1030	0.3970	-0.3970		
9/26/2001	8:42:23	1.1680	53.9100	5.5120		1.1680	0.3970	-0.3970		
9/26/2001	8:42:27	1.2380	53.9000	5.5070		1.2380	0.3920	-0.3920		
9/26/2001	8:42:31	1.3113	53.9100	5.5020		1.3113	0.3870	-0.3870		
9/26/2001	8:42:36	1.3897	53.9100	5.5020		1.3897	0.3870	-0.3870		
9/26/2001	8:42:41	1.4730	53.9100	5.4980		1.4730	0.3830	-0.3830		
9/26/2001	8:42:46	1.5613	53.9000	5.4930		1.5613	0.3780	-0.3780		
9/26/2001	8:42:52	1.6547	53.9000	5.4930		1.6547	0.3780	-0.3780		
9/26/2001	8:42:58	1.7530	53.9000	5.4890		1.7530	0.3740	-0.3740		
9/26/2001	8:43:04	1.8580	53.9000	5.4860		1.8580	0.3710	-0.3710		
9/26/2001	8:43:11	1.9680	53.9000	5.4840		1.9680	0.3690	-0.3690		
9/26/2001	8:43:18	2.0847	53.9000	5.4790		2.0847	0.3640	-0.3640		
9/26/2001	8:43:25	2.2097	53.9000	5.4770		2.2097	0.3620	-0.3620		
9/26/2001	8:43:33	2.3413	53.8900	5.4770		2.3413	0.3620	-0.3620		
9/26/2001	8:43:41	2.4813	53.8900	5.4750		2.4813	0.3600	-0.3600		
9/26/2001	8:43:50	2.6297	53.8900	5.4700		2.6297	0.3550	-0.3550		
9/26/2001	8:44:00	2.7863	53.8800	5.4680		2.7863	0.3530	-0.3530		
9/26/2001	8:44:10	2.9530	53.8800	5.4630		2.9530	0.3480	-0.3480		
9/26/2001	8:44:20	3.1297	53.8800	5.4610		3.1297	0.3460	-0.3460		
9/26/2001	8:44:31	3.3163	53.8800	5.4590		3.3163	0.3440	-0.3440		
9/26/2001	8:44:43	3.5147	53.8800	5.4540		3.5147	0.3390	-0.3390		
9/26/2001	8:44:56	3.7247	53.8800	5.4520		3.7247	0.3370	-0.3370		
9/26/2001	8:45:09	3.9463	53.8800	5.4470		3.9463	0.3320	-0.3320		
9/26/2001	8:45:23	4.1813	53.8800	5.4420		4.1813	0.3270	-0.3270		
9/26/2001	8:45:38	4.4297	53.8800	5.4400		4.4297	0.3250	-0.3250		
9/26/2001	8:45:54	4.6930	53.8900	5.4360		4.6930	0.3210	-0.3210		
9/26/2001	8:46:11	4.9730	53.8900	5.4310		4.9730	0.3160	-0.3160		
9/26/2001	8:46:29	5.2697	53.9000	5.4260		5.2697	0.3110	-0.3110		
9/26/2001	8:46:47	5.5830	53.8900	5.4220		5.5830	0.3070	-0.3070		
9/26/2001	8:47:07	5.9147	53.9000	5.4170		5.9147	0.3020	-0.3020		
9/26/2001	8:47:28	6.2663	53.9000	5.4120		6.2663	0.2970	-0.2970		
9/26/2001	8:47:51	6.6397	53.9100	5.4080		6.6397	0.2930	-0.2930		
9/26/2001	8:48:15	7.0347	53.9100	5.4060		7.0347	0.2910	-0.2910		
9/26/2001	8:48:40	7.4530	53.9200	5.4010		7.4530	0.2860	-0.2860		
9/26/2001	8:49:06	7.8963	53.9300	5.3960		7.8963	0.2810	-0.2810		
9/26/2001	8:49:34	8.3663	53.9300	5.3890		8.3663	0.2740	-0.2740		
9/26/2001	8:50:04	8.8647	53.9500	5.3850		8.8647	0.2700	-0.2700		
9/26/2001	8:50:36	9.3913	53.9600	5.3780		9.3913	0.2630	-0.2630		
9/26/2001	8:51:09	9.9497	53.9700	5.3730		9.9497	0.2580	-0.2580		
9/26/2001	8:51:45	10.5413	53.9800	5.3660		10.5413	0.2510	-0.2510		
9/26/2001	8:52:23	11.1680	53.9900	5.3590		11.1680	0.2440	-0.2440		
9/26/2001	8:53:02	11.8313	54.0000	5.3530		11.8313	0.2380	-0.2380		
9/26/2001	8:53:45	12.5347	54.0100	5.3480		12.5347	0.2330	-0.2330		
9/26/2001	8:54:29	13.2797	54.0200	5.3410		13.2797	0.2260	-0.2260		
9/26/2001	8:55:17	14.0697	54.0300	5.3340		14.0697	0.2190	-0.2190		
9/26/2001	8:56:07	14.9063	54.0400	5.3270		14.9063	0.2120	-0.2120		
9/26/2001	8:57:00	15.7913	54.0400	5.3200		15.7913	0.2050	-0.2050		

9/26/2001	8:57:56	16.7297	54.0500	5.3110		16.7297	0.1960	-0.1960		
9/26/2001	8:58:56	17.7230	54.0600	5.3040		17.7230	0.1890	-0.1890		
9/26/2001	8:59:56	18.7230	54.0800	5.2970		18.7230	0.1820	-0.1820		
9/26/2001	9:00:56	19.7230	54.0800	5.2900		19.7230	0.1750	-0.1750		
9/26/2001	9:01:56	20.7230	54.0800	5.2830		20.7230	0.1680	-0.1680		
9/26/2001	9:02:56	21.7230	54.0600	5.2760		21.7230	0.1610	-0.1610		
9/26/2001	9:03:56	22.7230	54.0500	5.2720		22.7230	0.1570	-0.1570		
9/26/2001	9:04:56	23.7230	54.0500	5.2650		23.7230	0.1500	-0.1500		
9/26/2001	9:05:56	24.7230	54.0400	5.2600		24.7230	0.1450	-0.1450		
9/26/2001	9:06:56	25.7230	54.0300	5.2530		25.7230	0.1380	-0.1380		
9/26/2001	9:07:56	26.7230	54.0200	5.2490		26.7230	0.1340	-0.1340		
9/26/2001	9:08:56	27.7230	54.0100	5.2420		27.7230	0.1270	-0.1270		
9/26/2001	9:09:56	28.7230	54.0000	5.2370		28.7230	0.1220	-0.1220		
9/26/2001	9:10:56	29.7230	53.9900	5.2330		29.7230	0.1180	-0.1180		
9/26/2001	9:11:56	30.7230	53.9800	5.2280		30.7230	0.1130	-0.1130		
9/26/2001	9:12:56	31.7230	53.9700	5.2230		31.7230	0.1080	-0.1080		
9/26/2001	9:13:56	32.7230	53.9600	5.2190		32.7230	0.1040	-0.1040		
9/26/2001	9:14:56	33.7230	53.9500	5.2140		33.7230	0.0990	-0.0990		
9/26/2001	9:15:56	34.7230	53.9300	5.2120		34.7230	0.0970	-0.0970		
9/26/2001	9:16:56	35.7230	53.9100	5.2050		35.7230	0.0900	-0.0900		
9/26/2001	9:17:56	36.7230	53.9100	5.2030		36.7230	0.0880	-0.0880		
9/26/2001	9:18:56	37.7230	53.8900	5.1980		37.7230	0.0830	-0.0830		
9/26/2001	9:19:56	38.7230	53.8800	5.1930		38.7230	0.0780	-0.0780		
9/26/2001	9:20:56	39.7230	53.8700	5.1910		39.7230	0.0760	-0.0760		
9/26/2001	9:21:56	40.7230	53.8600	5.1890		40.7230	0.0740	-0.0740		
9/26/2001	9:22:56	41.7230	53.8600	5.1840		41.7230	0.0690	-0.0690		
9/26/2001	9:23:56	42.7230	53.8400	5.1840		42.7230	0.0690	-0.0690		
9/26/2001	9:24:56	43.7230	53.8300	5.1800		43.7230	0.0650	-0.0650		
9/26/2001	9:25:56	44.7230	53.8300	5.1770		44.7230	0.0620	-0.0620		
9/26/2001	9:26:56	45.7230	53.8100	5.1730		45.7230	0.0580	-0.0580		
9/26/2001	9:27:56	46.7230	53.8000	5.1730		46.7230	0.0580	-0.0580		
9/26/2001	9:28:56	47.7230	53.7900	5.1680		47.7230	0.0530	-0.0530		
9/26/2001	9:29:56	48.7230	53.7800	5.1660		48.7230	0.0510	-0.0510		
9/26/2001	9:30:56	49.7230	53.7800	5.1630		49.7230	0.0480	-0.0480		
9/26/2001	9:31:56	50.7230	53.7700	5.1630		50.7230	0.0480	-0.0480		
9/26/2001	9:32:56	51.7230	53.7700	5.1610		51.7230	0.0460	-0.0460		
9/26/2001	9:33:56	52.7230	53.7600	5.1590		52.7230	0.0440	-0.0440		
9/26/2001	9:34:56	53.7230	53.7500	5.1590		53.7230	0.0440	-0.0440		
9/26/2001	9:35:56	54.7230	53.7500	5.1540		54.7230	0.0390	-0.0390		
9/26/2001	9:36:56	55.7230	53.7500	5.1540		55.7230	0.0390	-0.0390		
9/26/2001	9:37:56	56.7230	53.7400	5.1520		56.7230	0.0370	-0.0370		
9/26/2001	9:38:56	57.7230	53.7400	5.1500		57.7230	0.0350	-0.0350		
9/26/2001	9:39:56	58.7230	53.7400	5.1500		58.7230	0.0350	-0.0350		
9/26/2001	9:40:56	59.7230	53.7300	5.1470		59.7230	0.0320	-0.0320		
9/26/2001	9:41:56	60.7230	53.7300	5.1470		60.7230	0.0320	-0.0320		
9/26/2001	9:42:56	61.7230	53.7300	5.1450		61.7230	0.0300	-0.0300		
9/26/2001	9:43:56	62.7230	53.7200	5.1450		62.7230	0.0300	-0.0300		
9/26/2001	9:44:56	63.7230	53.7200	5.1450		63.7230	0.0300	-0.0300		
9/26/2001	9:45:56	64.7230	53.7000	5.1430		64.7230	0.0280	-0.0280		
9/26/2001	9:46:56	65.7230	53.7000	5.1430		65.7230	0.0280	-0.0280		
9/26/2001	9:47:56	66.7230	53.7000	5.1400		66.7230	0.0250	-0.0250		
9/26/2001	9:48:56	67.7230	53.6900	5.1400		67.7230	0.0250	-0.0250		
9/26/2001	9:49:56	68.7230	53.6900	5.1380		68.7230	0.0230	-0.0230		
9/26/2001	9:50:56	69.7230	53.6900	5.1380		69.7230	0.0230	-0.0230		
9/26/2001	9:51:56	70.7230	53.6800	5.1380		70.7230	0.0230	-0.0230		
9/26/2001	9:52:56	71.7230	53.6800	5.1380		71.7230	0.0230	-0.0230		
9/26/2001	9:53:56	72.7230	53.6800	5.1360		72.7230	0.0210	-0.0210		
9/26/2001	9:54:56	73.7230	53.6800	5.1380		73.7230	0.0230	-0.0230		
9/26/2001	9:55:56	74.7230	53.6700	5.1360		74.7230	0.0210	-0.0210		
9/26/2001	9:56:56	75.7230	53.6700	5.1360		75.7230	0.0210	-0.0210		

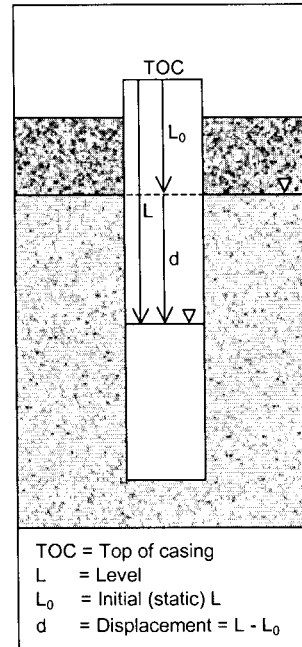
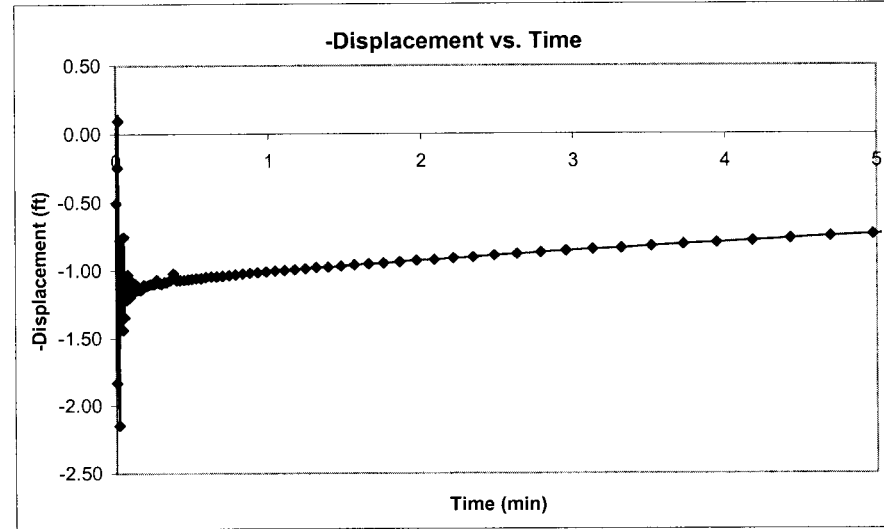
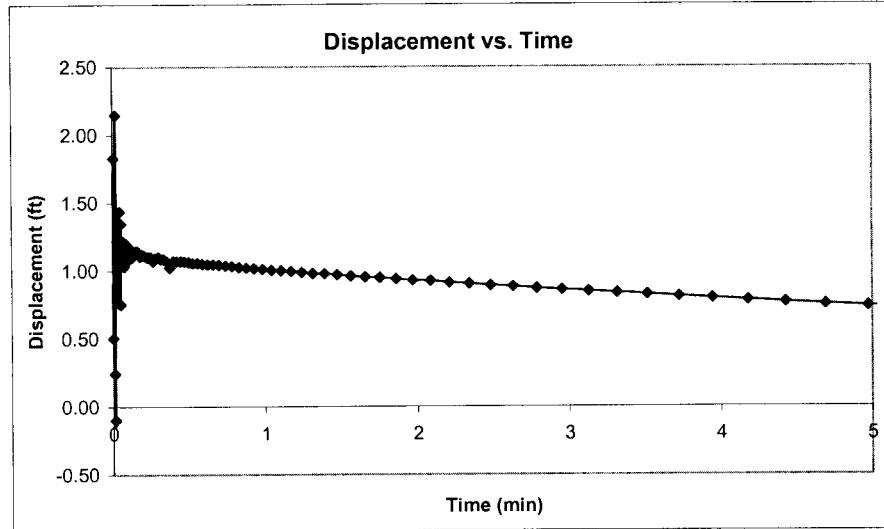
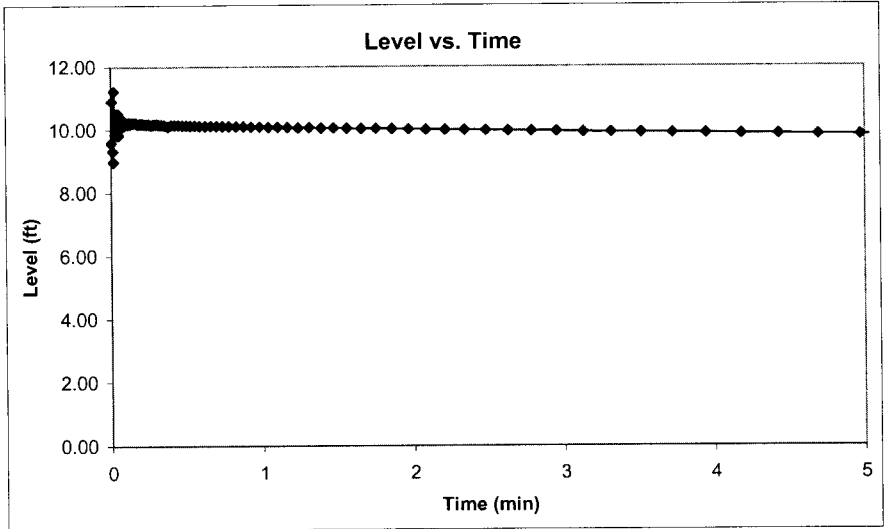
9/26/2001	9:57:56	76.7230	53.6700	5.1330		76.7230	0.0180	-0.0180		
9/26/2001	9:58:56	77.7230	53.6700	5.1330		77.7230	0.0180	-0.0180		
9/26/2001	9:59:56	78.7230	53.6700	5.1310		78.7230	0.0160	-0.0160		
9/26/2001	10:00:56	79.7230	53.6600	5.1330		79.7230	0.0180	-0.0180		
9/26/2001	10:01:56	80.7230	53.6600	5.1310		80.7230	0.0160	-0.0160		
9/26/2001	10:02:56	81.7230	53.6600	5.1310		81.7230	0.0160	-0.0160		
9/26/2001	10:03:56	82.7230	53.6600	5.1310		82.7230	0.0160	-0.0160		
9/26/2001	10:04:56	83.7230	53.6600	5.1310		83.7230	0.0160	-0.0160		
9/26/2001	10:05:56	84.7230	53.6600	5.1310		84.7230	0.0160	-0.0160		
9/26/2001	10:06:56	85.7230	53.6600	5.1290						
9/26/2001	10:07:56	86.7230	53.6600	5.1310						
9/26/2001	10:08:56	87.7230	53.6600	5.1290						
9/26/2001	10:09:56	88.7230	53.6600	5.1290						
9/26/2001	10:10:56	89.7230	53.6600	5.1290						
9/26/2001	10:11:56	90.7230	53.6700	5.1290						
9/26/2001	10:12:56	91.7230	53.6600	5.1290						
9/26/2001	10:13:56	92.7230	53.6600	5.1290						
9/26/2001	10:14:56	93.7230	53.6700	5.1290						
9/26/2001	10:15:56	94.7230	53.6700	5.1290						
9/26/2001	10:16:56	95.7230	53.6700	5.1260						
9/26/2001	10:17:56	96.7230	53.6700	5.1260						
9/26/2001	10:18:56	97.7230	53.6700	5.1260						
9/26/2001	10:19:56	98.7230	53.6700	5.1260						
9/26/2001	10:20:56	99.7230	53.6800	5.1260						
9/26/2001	10:21:56	100.7230	53.6700	5.1240						
9/26/2001	10:22:56	101.7230	53.6800	5.1260						
9/26/2001	10:23:56	102.7230	53.6700	5.1260						
9/26/2001	10:24:56	103.7230	53.6700	5.1240						
9/26/2001	10:25:56	104.7230	53.6700	5.1240						
9/26/2001	10:26:56	105.7230	53.6700	5.1260						
9/26/2001	10:27:56	106.7230	53.6700	5.1240						
9/26/2001	10:28:56	107.7230	53.6700	5.1240						
9/26/2001	10:29:56	108.7230	53.6700	5.1260						
9/26/2001	10:30:56	109.7230	53.6700	5.1260						
9/26/2001	10:31:56	110.7230	53.6700	5.1240						
9/26/2001	10:32:56	111.7230	53.6700	5.1240						
9/26/2001	10:33:56	112.7230	53.6700	5.1240						
9/26/2001	10:34:56	113.7230	53.6700	5.1240						
9/26/2001	10:35:56	114.7230	53.6700	5.1240						
9/26/2001	10:36:56	115.7230	53.6700	5.1240						
9/26/2001	10:37:56	116.7230	53.6700	5.1240						
9/26/2001	10:38:56	117.7230	53.6700	5.1220						
9/26/2001	10:39:56	118.7230	53.6700	5.1240						
9/26/2001	10:40:56	119.7230	53.6700	5.1240						
9/26/2001	10:41:56	120.7230	53.6700	5.1240						
9/26/2001	10:42:56	121.7230	53.6700	5.1220						
9/26/2001	10:43:56	122.7230	53.6700	5.1220						
9/26/2001	10:44:56	123.7230	53.6700	5.1240						
9/26/2001	10:45:56	124.7230	53.6700	5.1220						
9/26/2001	10:46:56	125.7230	53.6700	5.1220						
9/26/2001	10:47:56	126.7230	53.6700	5.1220						
9/26/2001	10:48:56	127.7230	53.6700	5.1240						
9/26/2001	10:49:56	128.7230	53.6700	5.1220						
9/26/2001	10:50:56	129.7230	53.6700	5.1220						
9/26/2001	10:51:56	130.7230	53.6700	5.1220						
9/26/2001	10:52:56	131.7230	53.6700	5.1220						
9/26/2001	10:53:56	132.7230	53.6700	5.1240						
9/26/2001	10:54:56	133.7230	53.6700	5.1220						
9/26/2001	10:55:56	134.7230	53.6700	5.1220						
9/26/2001	10:56:56	135.7230	53.6700	5.1220						

9/26/2001	10:57:56	136.7230	53.6700	5.1220						
9/26/2001	10:58:56	137.7230	53.6700	5.1220						
9/26/2001	10:59:56	138.7230	53.6700	5.1220						
9/26/2001	11:00:56	139.7230	53.6700	5.1220						
9/26/2001	11:01:56	140.7230	53.6700	5.1220						
9/26/2001	11:02:56	141.7230	53.6700	5.1220						
9/26/2001	11:03:56	142.7230	53.6700	5.1220						
9/26/2001	11:04:56	143.7230	53.6700	5.1220						
9/26/2001	11:05:56	144.7230	53.6700	5.1220						
9/26/2001	11:06:56	145.7230	53.6700	5.1240						
9/26/2001	11:07:56	146.7230	53.6700	5.1220						
9/26/2001	11:08:56	147.7230	53.6700	5.1220						
9/26/2001	11:09:56	148.7230	53.6700	5.1220						
9/26/2001	11:10:56	149.7230	53.6700	5.1220						
9/26/2001	11:11:56	150.7230	53.6700	5.1220						
9/26/2001	11:12:56	151.7230	53.6700	5.1220						
9/26/2001	11:13:56	152.7230	53.6700	5.1220						
9/26/2001	11:14:56	153.7230	53.6700	5.1220						
9/26/2001	11:15:56	154.7230	53.6700	5.1220						
9/26/2001	11:16:56	155.7230	53.6700	5.1220						
9/26/2001	11:17:56	156.7230	53.6700	5.1220						
9/26/2001	11:18:56	157.7230	53.6700	5.1220						
9/26/2001	11:19:56	158.7230	53.6700	5.1220						
9/26/2001	11:20:56	159.7230	53.6700	5.1220						
9/26/2001	11:21:56	160.7230	53.6700	5.1220						
9/26/2001	11:22:56	161.7230	53.6700	5.1220						
9/26/2001	11:23:56	162.7230	53.6700	5.1220						
9/26/2001	11:24:56	163.7230	53.6700	5.1220						
9/26/2001	11:25:56	164.7230	53.6700	5.1220						
9/26/2001	11:26:56	165.7230	53.6700	5.1200						
9/26/2001	11:27:56	166.7230	53.6700	5.1220						
9/26/2001	11:28:56	167.7230	53.6700	5.1220						
9/26/2001	11:29:56	168.7230	53.6700	5.1220						
9/26/2001	11:30:56	169.7230	53.6700	5.1240						
9/26/2001	11:31:56	170.7230	53.6700	5.1220						
9/26/2001	11:32:56	171.7230	53.6700	5.1240						
9/26/2001	11:33:56	172.7230	53.6700	5.1220						
9/26/2001	11:34:56	173.7230	53.6700	5.1220						
9/26/2001	11:35:56	174.7230	53.6700	5.1220						
9/26/2001	11:36:56	175.7230	53.6700	5.1220						
9/26/2001	11:37:56	176.7230	53.6700	5.1220						
9/26/2001	11:38:56	177.7230	53.6700	5.1220						
9/26/2001	11:39:56	178.7230	53.6700	5.1240						
9/26/2001	11:40:56	179.7230	53.6700	5.1220						
9/26/2001	11:41:56	180.7230	53.6700	5.1220						
9/26/2001	11:42:56	181.7230	53.6700	5.1220						
9/26/2001	11:43:56	182.7230	53.6700	5.1240						
9/26/2001	11:44:56	183.7230	53.6700	5.1220						
9/26/2001	11:45:56	184.7230	53.6700	5.1220						
9/26/2001	11:46:56	185.7230	53.6700	5.1220						
9/26/2001	11:47:56	186.7230	53.6700	5.1220						
9/26/2001	11:48:56	187.7230	53.6700	5.1220						
9/26/2001	11:49:56	188.7230	53.6600	5.1220						
9/26/2001	11:50:56	189.7230	53.6700	5.1240						
9/26/2001	11:51:56	190.7230	53.6700	5.1220						
9/26/2001	11:52:56	191.7230	53.6700	5.1200						
9/26/2001	11:53:56	192.7230	53.6700	5.1220						
9/26/2001	11:54:56	193.7230	53.6600	5.1220						
9/26/2001	11:55:56	194.7230	53.6700	5.1220						
9/26/2001	11:56:56	195.7230	53.6700	5.1220						

9/26/2001	11:57:56	196.7230	53.6700	5.1220						
9/26/2001	11:58:56	197.7230	53.6700	5.1200						
9/26/2001	11:59:56	198.7230	53.6600	5.1220						
9/26/2001	12:00:56	199.7230	53.6700	5.1220						
9/26/2001	12:01:56	200.7230	53.6700	5.1220						
9/26/2001	12:02:56	201.7230	53.6700	5.1220						
9/26/2001	12:03:56	202.7230	53.6700	5.1220						
9/26/2001	12:04:56	203.7230	53.6700	5.1220						
9/26/2001	12:05:56	204.7230	53.6700	5.1240						
9/26/2001	12:06:56	205.7230	53.6700	5.1220						
9/26/2001	12:07:56	206.7230	53.6700	5.1220						
9/26/2001	12:08:56	207.7230	53.6700	5.1220						
9/26/2001	12:09:56	208.7230	53.6700	5.1200						
9/26/2001	12:10:56	209.7230	53.6700	5.1200						
9/26/2001	12:11:56	210.7230	53.6700	5.1220						
9/26/2001	12:12:56	211.7230	53.6700	5.1220						
9/26/2001	12:13:56	212.7230	53.6700	5.1200						
9/26/2001	12:14:56	213.7230	53.6700	5.1220						
9/26/2001	12:15:56	214.7230	53.6700	5.1220						
9/26/2001	12:16:56	215.7230	53.6700	5.1200						
9/26/2001	12:17:56	216.7230	53.6700	5.1220						
9/26/2001	12:18:56	217.7230	53.6700	5.1220						
9/26/2001	12:19:56	218.7230	53.6700	5.1200						
9/26/2001	12:20:56	219.7230	53.6700	5.1220						
9/26/2001	12:21:56	220.7230	53.6700	5.1200						
9/26/2001	12:22:56	221.7230	53.6700	5.1200						
9/26/2001	12:23:56	222.7230	53.6700	5.1220						
9/26/2001	12:24:56	223.7230	53.6700	5.1220						
9/26/2001	12:25:56	224.7230	53.6700	5.1220						
9/26/2001	12:26:56	225.7230	53.6700	5.1220						
9/26/2001	12:27:56	226.7230	53.6700	5.1220						
9/26/2001	12:28:56	227.7230	53.6700	5.1200						
9/26/2001	12:29:56	228.7230	53.6700	5.1200						
9/26/2001	12:30:56	229.7230	53.6600	5.1200						
9/26/2001	12:31:56	230.7230	53.6700	5.1200						
9/26/2001	12:32:56	231.7230	53.6700	5.1220						
9/26/2001	12:33:56	232.7230	53.6700	5.1220						
9/26/2001	12:34:56	233.7230	53.6700	5.1220						
9/26/2001	12:35:56	234.7230	53.6700	5.1220						
9/26/2001	12:36:56	235.7230	53.6700	5.1200						
9/26/2001	12:37:56	236.7230	53.6700	5.1220						
9/26/2001	12:38:56	237.7230	53.6600	5.1220						
9/26/2001	12:39:56	238.7230	53.6600	5.1220						
9/26/2001	12:40:56	239.7230	53.6600	5.1220						
9/26/2001	12:41:56	240.7230	53.6600	5.1200						
9/26/2001	12:42:56	241.7230	53.6600	5.1200						
9/26/2001	12:43:56	242.7230	53.6600	5.1220						
9/26/2001	12:44:56	243.7230	53.6600	5.1200						
9/26/2001	12:45:56	244.7230	53.6600	5.1220						
9/26/2001	12:46:56	245.7230	53.6600	5.1200						
9/26/2001	12:47:56	246.7230	53.6700	5.1220						
9/26/2001	12:48:56	247.7230	53.6600	5.1200						
9/26/2001	12:49:56	248.7230	53.6700	5.1220						
9/26/2001	12:50:56	249.7230	53.6600	5.1220						
9/26/2001	12:51:56	250.7230	53.6600	5.1220						
9/26/2001	12:52:56	251.7230	53.6600	5.1220						
9/26/2001	12:53:56	252.7230	53.6600	5.1220						
9/26/2001	12:54:56	253.7230	53.6700	5.1220						
9/26/2001	12:55:56	254.7230	53.6700	5.1220						
9/26/2001	12:56:56	255.7230	53.6600	5.1200						

9/26/2001	14:57:56	376.7230	53.6500	5.1130						
9/26/2001	14:58:56	377.7230	53.6500	5.1150						
9/26/2001	14:59:56	378.7230	53.6600	5.1150						
9/26/2001	15:00:56	379.7230	53.6500	5.1130						
9/26/2001	15:01:56	380.7230	53.6500	5.1130						
9/26/2001	15:02:56	381.7230	53.6500	5.1130						
9/26/2001	15:03:56	382.7230	53.6500	5.1130						
9/26/2001	15:04:56	383.7230	53.6500	5.1130						
9/26/2001	15:05:56	384.7230	53.6500	5.1130						
9/26/2001	15:06:56	385.7230	53.8800	5.1170						
9/26/2001	15:07:56	386.7230	53.8900	5.1150						

IN_SITU INC.	Troll	
Report generated:	4/5/2003	13:10:18
Report from file:		
DataMgr Version	2.12	
Serial number:	11285	
Firmware Version	6.24	
Unit name:	SP4000	
Test name:		LL4mw199 slugout
Test defined on:	9/25/2001	14:15:58
Test started on:	9/25/2001	14:17:13
Test stopped on:	9/26/2001	7:15:27
Test extracted on:	9/26/2001	7:15:48
Data gathered using Logarithmic testing		
Maximum time between data points:	1.0000	Minutes.
Number of data samples:	1111	
TOTAL DATA SAMPLES		
	1111	
Channel number [1]		
Measurement type:	Temperature	
Channel name:	OnBoard Temp	
Channel number [2]		
Measurement type:	Pressure/Level	
Channel name:		
Sensor Range:	15 PSI.	
Specific gravity:	1	
Mode:	TOC	
User-defined reference:	9.58	Feet H2O
Referenced on:	test start	
Pressure head at reference:	12.975	Feet H2O



LL4199SO					AqtwSolv	Final	Point	Point	Check
					Max				
					ET	Chan[2]	ET	Chan[2]	
					(min)	Feet H2O	(min)	Feet H2O	
					1017.7230	9.0750	5.0000	9.8110	Rise
							Rise	Fall	
							d	-d	
			Chan[1]	Chan[2]		Chan[2]	Chan[2]		
	Date	Time	ET (min)	Celsius	Feet H2O	ET (min)	Feet H2O	Feet H2O	
	-----	-----	-----	-----	-----	-----	-----	-----	
9/25/2001	14:17:13	0.0000	53.0800	9.5800	0.0000	0.5050	-0.5050		
9/25/2001	14:17:13	0.0050	53.0700	10.9040	0.0050	1.8290	-1.8290		
9/25/2001	14:17:13	0.0100	53.0500	9.3190	0.0100	0.2440	-0.2440		
9/25/2001	14:17:13	0.0150	53.0500	8.9800	0.0150	-0.0950	0.0950		
9/25/2001	14:17:14	0.0200	53.0700	11.2220	0.0200	2.1470	-2.1470		
9/25/2001	14:17:14	0.0250	53.0900	9.8520	0.0250	0.7770	-0.7770		
9/25/2001	14:17:14	0.0300	53.0900	10.2930	0.0300	1.2180	-1.2180		
9/25/2001	14:17:15	0.0350	53.0900	10.5030	0.0350	1.4280	-1.4280		
9/25/2001	14:17:15	0.0400	53.1000	9.8360	0.0400	0.7610	-0.7610		
9/25/2001	14:17:15	0.0450	53.1000	10.5120	0.0450	1.4370	-1.4370		
9/25/2001	14:17:16	0.0500	53.1100	9.8290	0.0500	0.7540	-0.7540		
9/25/2001	14:17:16	0.0550	53.1100	10.4200	0.0550	1.3450	-1.3450		
9/25/2001	14:17:16	0.0600	53.1200	10.1380	0.0600	1.0630	-1.0630		
9/25/2001	14:17:16	0.0650	53.1100	10.2300	0.0650	1.1550	-1.1550		
9/25/2001	14:17:17	0.0700	53.1300	10.2900	0.0700	1.2150	-1.2150		
9/25/2001	14:17:17	0.0750	53.1200	10.1060	0.0750	1.0310	-1.0310		
9/25/2001	14:17:17	0.0800	53.1300	10.1710	0.0800	1.0960	-1.0960		
9/25/2001	14:17:18	0.0850	53.1300	10.1360	0.0850	1.0610	-1.0610		
9/25/2001	14:17:18	0.0900	53.1300	10.2720	0.0900	1.1970	-1.1970		
9/25/2001	14:17:18	0.0950	53.1500	10.1770	0.0950	1.1020	-1.1020		
9/25/2001	14:17:19	0.1000	53.1400	10.2120	0.1000	1.1370	-1.1370		
9/25/2001	14:17:19	0.1058	53.1500	10.2260	0.1058	1.1510	-1.1510		
9/25/2001	14:17:19	0.1120	53.1700	10.1800	0.1120	1.1050	-1.1050		
9/25/2001	14:17:20	0.1185	53.1700	10.2300	0.1185	1.1550	-1.1550		
9/25/2001	14:17:20	0.1255	53.1700	10.1750	0.1255	1.1000	-1.1000		
9/25/2001	14:17:20	0.1328	53.2000	10.2190	0.1328	1.1440	-1.1440		
9/25/2001	14:17:21	0.1407	53.2100	10.2120	0.1407	1.1370	-1.1370		
9/25/2001	14:17:21	0.1490	53.2000	10.2140	0.1490	1.1390	-1.1390		
9/25/2001	14:17:22	0.1578	53.2100	10.2190	0.1578	1.1440	-1.1440		
9/25/2001	14:17:23	0.1672	53.2100	10.2120	0.1672	1.1370	-1.1370		
9/25/2001	14:17:23	0.1770	53.2200	10.1820	0.1770	1.1070	-1.1070		
9/25/2001	14:17:24	0.1875	53.2200	10.1870	0.1875	1.1120	-1.1120		
9/25/2001	14:17:24	0.1985	53.2300	10.1870	0.1985	1.1120	-1.1120		
9/25/2001	14:17:25	0.2102	53.2400	10.1840	0.2102	1.1090	-1.1090		
9/25/2001	14:17:26	0.2227	53.2400	10.1750	0.2227	1.1000	-1.1000		
9/25/2001	14:17:27	0.2358	53.2400	10.1750	0.2358	1.1000	-1.1000		
9/25/2001	14:17:27	0.2498	53.2400	10.1750	0.2498	1.1000	-1.1000		
9/25/2001	14:17:28	0.2647	53.2400	10.1430	0.2647	1.0680	-1.0680		
9/25/2001	14:17:29	0.2803	53.2400	10.1680	0.2803	1.0930	-1.0930		
9/25/2001	14:17:30	0.2970	53.2400	10.1750	0.2970	1.1000	-1.1000		
9/25/2001	14:17:31	0.3147	53.2500	10.1610	0.3147	1.0860	-1.0860		
9/25/2001	14:17:33	0.3333	53.2500	10.1610	0.3333	1.0860	-1.0860		
9/25/2001	14:17:34	0.3532	53.2500	10.1450	0.3532	1.0700	-1.0700		
9/25/2001	14:17:35	0.3742	53.2500	10.0970	0.3742	1.0220	-1.0220		
9/25/2001	14:17:36	0.3963	53.2900	10.1470	0.3963	1.0720	-1.0720		
9/25/2001	14:17:38	0.4198	53.2400	10.1450	0.4198	1.0700	-1.0700		
9/25/2001	14:17:39	0.4447	53.2500	10.1430	0.4447	1.0680	-1.0680		
9/25/2001	14:17:41	0.4697	53.2500	10.1410	0.4697	1.0660	-1.0660		
9/25/2001	14:17:42	0.4963	53.2800	10.1360	0.4963	1.0610	-1.0610		
9/25/2001	14:17:44	0.5247	53.2700	10.1310	0.5247	1.0560	-1.0560		
9/25/2001	14:17:46	0.5547	53.2900	10.1310	0.5547	1.0560	-1.0560		
9/25/2001	14:17:48	0.5863	53.2500	10.1220	0.5863	1.0470	-1.0470		

9/25/2001	14:17:50	0.6213	53.2700	10.1200		0.6213	1.0450	-1.0450		
9/25/2001	14:17:52	0.6580	53.2500	10.1200		0.6580	1.0450	-1.0450		
9/25/2001	14:17:54	0.6963	53.2500	10.1150		0.6963	1.0400	-1.0400		
9/25/2001	14:17:57	0.7380	53.2500	10.1110		0.7380	1.0360	-1.0360		
9/25/2001	14:17:59	0.7813	53.2400	10.1060		0.7813	1.0310	-1.0310		
9/25/2001	14:18:02	0.8280	53.2500	10.0990		0.8280	1.0240	-1.0240		
9/25/2001	14:18:05	0.8763	53.2500	10.0940		0.8763	1.0190	-1.0190		
9/25/2001	14:18:08	0.9280	53.2500	10.0900		0.9280	1.0150	-1.0150		
9/25/2001	14:18:11	0.9830	53.2400	10.0850		0.9830	1.0100	-1.0100		
9/25/2001	14:18:15	1.0413	53.2300	10.0780		1.0413	1.0030	-1.0030		
9/25/2001	14:18:19	1.1030	53.2400	10.0740		1.1030	0.9990	-0.9990		
9/25/2001	14:18:23	1.1680	53.2400	10.0690		1.1680	0.9940	-0.9940		
9/25/2001	14:18:27	1.2380	53.2300	10.0620		1.2380	0.9870	-0.9870		
9/25/2001	14:18:31	1.3113	53.2200	10.0530		1.3113	0.9780	-0.9780		
9/25/2001	14:18:36	1.3897	53.2100	10.0510		1.3897	0.9760	-0.9760		
9/25/2001	14:18:41	1.4730	53.2100	10.0440		1.4730	0.9690	-0.9690		
9/25/2001	14:18:46	1.5613	53.2000	10.0340		1.5613	0.9590	-0.9590		
9/25/2001	14:18:52	1.6547	53.2100	10.0270		1.6547	0.9520	-0.9520		
9/25/2001	14:18:58	1.7530	53.2100	10.0230		1.7530	0.9480	-0.9480		
9/25/2001	14:19:04	1.8580	53.2000	10.0140		1.8580	0.9390	-0.9390		
9/25/2001	14:19:11	1.9680	53.1700	10.0020		1.9680	0.9270	-0.9270		
9/25/2001	14:19:18	2.0847	53.1800	9.9980		2.0847	0.9230	-0.9230		
9/25/2001	14:19:25	2.2097	53.1700	9.9860		2.2097	0.9110	-0.9110		
9/25/2001	14:19:33	2.3413	53.1700	9.9790		2.3413	0.9040	-0.9040		
9/25/2001	14:19:41	2.4813	53.1500	9.9650		2.4813	0.8900	-0.8900		
9/25/2001	14:19:50	2.6297	53.1400	9.9560		2.6297	0.8810	-0.8810		
9/25/2001	14:20:00	2.7863	53.1400	9.9440		2.7863	0.8690	-0.8690		
9/25/2001	14:20:10	2.9530	53.1300	9.9330		2.9530	0.8580	-0.8580		
9/25/2001	14:20:20	3.1297	53.1200	9.9210		3.1297	0.8460	-0.8460		
9/25/2001	14:20:31	3.3163	53.1100	9.9100		3.3163	0.8350	-0.8350		
9/25/2001	14:20:43	3.5147	53.1100	9.8980		3.5147	0.8230	-0.8230		
9/25/2001	14:20:56	3.7247	53.1100	9.8840		3.7247	0.8090	-0.8090		
9/25/2001	14:21:09	3.9463	53.0800	9.8710		3.9463	0.7960	-0.7960		
9/25/2001	14:21:23	4.1813	53.0800	9.8570		4.1813	0.7820	-0.7820		
9/25/2001	14:21:38	4.4297	53.0700	9.8410		4.4297	0.7660	-0.7660		
9/25/2001	14:21:54	4.6930	53.0400	9.8250		4.6930	0.7500	-0.7500		
9/25/2001	14:22:11	4.9730	53.0300	9.8110		4.9730	0.7360	-0.7360		
9/25/2001	14:22:29	5.2697	53.0500	9.7920		5.2697	0.7170	-0.7170		
9/25/2001	14:22:47	5.5830	53.0100	9.7760		5.5830	0.7010	-0.7010		
9/25/2001	14:23:07	5.9147	53.0100	9.7580		5.9147	0.6830	-0.6830		
9/25/2001	14:23:28	6.2663	52.9900	9.7390		6.2663	0.6640	-0.6640		
9/25/2001	14:23:51	6.6397	52.9800	9.7210		6.6397	0.6460	-0.6460		
9/25/2001	14:24:15	7.0347	52.9700	9.7000		7.0347	0.6250	-0.6250		
9/25/2001	14:24:40	7.4530	52.9600	9.6810		7.4530	0.6060	-0.6060		
9/25/2001	14:25:06	7.8963	52.9400	9.6630		7.8963	0.5880	-0.5880		
9/25/2001	14:25:34	8.3663	52.9300	9.6400		8.3663	0.5650	-0.5650		
9/25/2001	14:26:04	8.8647	52.9200	9.6220		8.8647	0.5470	-0.5470		
9/25/2001	14:26:36	9.3913	52.9100	9.5980		9.3913	0.5230	-0.5230		
9/25/2001	14:27:09	9.9497	52.9000	9.5780		9.9497	0.5030	-0.5030		
9/25/2001	14:27:45	10.5413	52.9000	9.5520		10.5413	0.4770	-0.4770		
9/25/2001	14:28:23	11.1680	52.8800	9.5320		11.1680	0.4570	-0.4570		
9/25/2001	14:29:02	11.8313	52.8900	9.5130		11.8313	0.4380	-0.4380		
9/25/2001	14:29:45	12.5347	52.8800	9.4900		12.5347	0.4150	-0.4150		
9/25/2001	14:30:29	13.2797	52.8500	9.4670		13.2797	0.3920	-0.3920		
9/25/2001	14:31:17	14.0697	52.8500	9.4460		14.0697	0.3710	-0.3710		
9/25/2001	14:32:07	14.9063	52.8400	9.4210		14.9063	0.3460	-0.3460		
9/25/2001	14:33:00	15.7913	52.8400	9.4020		15.7913	0.3270	-0.3270		
9/25/2001	14:33:56	16.7297	52.8500	9.3790		16.7297	0.3040	-0.3040		
9/25/2001	14:34:56	17.7230	52.8500	9.3560		17.7230	0.2810	-0.2810		
9/25/2001	14:35:56	18.7230	52.8700	9.3380		18.7230	0.2630	-0.2630		
9/25/2001	14:36:56	19.7230	52.8700	9.3170		19.7230	0.2420	-0.2420		
9/25/2001	14:37:56	20.7230	52.8400	9.3030		20.7230	0.2280	-0.2280		
9/25/2001	14:38:56	21.7230	52.8500	9.2850		21.7230	0.2100	-0.2100		

9/25/2001	14:39:56	22.7230	52.8300	9.2710		22.7230	0.1960	-0.1960	
9/25/2001	14:40:56	23.7230	52.8300	9.2570		23.7230	0.1820	-0.1820	
9/25/2001	14:41:56	24.7230	52.8400	9.2430		24.7230	0.1680	-0.1680	
9/25/2001	14:42:56	25.7230	52.8300	9.2320		25.7230	0.1570	-0.1570	
9/25/2001	14:43:56	26.7230	52.8200	9.2200		26.7230	0.1450	-0.1450	
9/25/2001	14:44:56	27.7230	52.8300	9.2110		27.7230	0.1360	-0.1360	
9/25/2001	14:45:56	28.7230	52.8300	9.2040		28.7230	0.1290	-0.1290	
9/25/2001	14:46:56	29.7230	52.8200	9.1920		29.7230	0.1170	-0.1170	
9/25/2001	14:47:56	30.7230	52.8300	9.1830		30.7230	0.1080	-0.1080	
9/25/2001	14:48:56	31.7230	52.8300	9.1760		31.7230	0.1010	-0.1010	
9/25/2001	14:49:56	32.7230	52.8400	9.1690		32.7230	0.0940	-0.0940	
9/25/2001	14:50:56	33.7230	52.8400	9.1620		33.7230	0.0870	-0.0870	
9/25/2001	14:51:56	34.7230	52.8400	9.1560		34.7230	0.0810	-0.0810	
9/25/2001	14:52:56	35.7230	52.8500	9.1510		35.7230	0.0760	-0.0760	
9/25/2001	14:53:56	36.7230	52.8700	9.1460		36.7230	0.0710	-0.0710	
9/25/2001	14:54:56	37.7230	52.8500	9.1390		37.7230	0.0640	-0.0640	
9/25/2001	14:55:56	38.7230	52.8700	9.1370		38.7230	0.0620	-0.0620	
9/25/2001	14:56:56	39.7230	52.8700	9.1350		39.7230	0.0600	-0.0600	
9/25/2001	14:57:56	40.7230	52.8700	9.1300		40.7230	0.0550	-0.0550	
9/25/2001	14:58:56	41.7230	52.8700	9.1260		41.7230	0.0510	-0.0510	
9/25/2001	14:59:56	42.7230	52.8800	9.1230		42.7230	0.0480	-0.0480	
9/25/2001	15:00:56	43.7230	52.8700	9.1210		43.7230	0.0460	-0.0460	
9/25/2001	15:01:56	44.7230	52.8900	9.1190		44.7230	0.0440	-0.0440	
9/25/2001	15:02:56	45.7230	52.8900	9.1140		45.7230	0.0390	-0.0390	
9/25/2001	15:03:56	46.7230	52.8700	9.1120		46.7230	0.0370	-0.0370	
9/25/2001	15:04:56	47.7230	52.8500	9.1090		47.7230	0.0340	-0.0340	
9/25/2001	15:05:56	48.7230	52.8700	9.1090		48.7230	0.0340	-0.0340	
9/25/2001	15:06:56	49.7230	52.8700	9.1050		49.7230	0.0300	-0.0300	
9/25/2001	15:07:56	50.7230	52.8700	9.1050		50.7230	0.0300	-0.0300	
9/25/2001	15:08:56	51.7230	52.8800	9.1030		51.7230	0.0280	-0.0280	
9/25/2001	15:09:56	52.7230	52.8700	9.1000		52.7230	0.0250	-0.0250	
9/25/2001	15:10:56	53.7230	52.8700	9.0980		53.7230	0.0230	-0.0230	
9/25/2001	15:11:56	54.7230	52.8700	9.0960		54.7230	0.0210	-0.0210	
9/25/2001	15:12:56	55.7230	52.8800	9.0960		55.7230	0.0210	-0.0210	
9/25/2001	15:13:56	56.7230	52.8500	9.0930		56.7230	0.0180	-0.0180	
9/25/2001	15:14:56	57.7230	52.8800	9.0910		57.7230	0.0160	-0.0160	
9/25/2001	15:15:56	58.7230	52.8700	9.0930		58.7230	0.0180	-0.0180	
9/25/2001	15:16:56	59.7230	52.9000	9.0910		59.7230	0.0160	-0.0160	
9/25/2001	15:17:56	60.7230	52.8700	9.0910		60.7230	0.0160	-0.0160	
9/25/2001	15:18:56	61.7230	52.8700	9.0890		61.7230	0.0140	-0.0140	
9/25/2001	15:19:56	62.7230	52.8800	9.0890		62.7230	0.0140	-0.0140	
9/25/2001	15:20:56	63.7230	52.9000	9.0860		63.7230	0.0110	-0.0110	
9/25/2001	15:21:56	64.7230	52.8700	9.0860		64.7230	0.0110	-0.0110	
9/25/2001	15:22:56	65.7230	52.8800	9.0860		65.7230	0.0110	-0.0110	
9/25/2001	15:23:56	66.7230	52.8900	9.0860		66.7230	0.0110	-0.0110	
9/25/2001	15:24:56	67.7230	52.8700	9.0860		67.7230	0.0110	-0.0110	
9/25/2001	15:25:56	68.7230	52.8800	9.0860		68.7230	0.0110	-0.0110	
9/25/2001	15:26:56	69.7230	52.8700	9.0840		69.7230	0.0090	-0.0090	
9/25/2001	15:27:56	70.7230	52.8700	9.0840		70.7230	0.0090	-0.0090	
9/25/2001	15:28:56	71.7230	52.8700	9.0840		71.7230	0.0090	-0.0090	
9/25/2001	15:29:56	72.7230	52.8700	9.0840		72.7230	0.0090	-0.0090	
9/25/2001	15:30:56	73.7230	52.8900	9.0840		73.7230	0.0090	-0.0090	
9/25/2001	15:31:56	74.7230	52.8700	9.0840		74.7230	0.0090	-0.0090	
9/25/2001	15:32:56	75.7230	52.8700	9.0840		75.7230	0.0090	-0.0090	
9/25/2001	15:33:56	76.7230	52.8500	9.0840		76.7230	0.0090	-0.0090	
9/25/2001	15:34:56	77.7230	52.8500	9.0820		77.7230	0.0070	-0.0070	
9/25/2001	15:35:56	78.7230	52.8700	9.0820		78.7230	0.0070	-0.0070	
9/25/2001	15:36:56	79.7230	52.8500	9.0820		79.7230	0.0070	-0.0070	
9/25/2001	15:37:56	80.7230	52.8700	9.0820		80.7230	0.0070	-0.0070	
9/25/2001	15:38:56	81.7230	52.8500	9.0820		81.7230	0.0070	-0.0070	
9/25/2001	15:39:56	82.7230	52.8700	9.0820		82.7230	0.0070	-0.0070	
9/25/2001	15:40:56	83.7230	52.8400	9.0790		83.7230	0.0040	-0.0040	
9/25/2001	15:41:56	84.7230	52.8400	9.0820		84.7230	0.0070	-0.0070	

9/25/2001	15:42:56	85.7230	52.8400	9.0820		85.7230	0.0070	-0.0070		
9/25/2001	15:43:56	86.7230	52.8400	9.0820		86.7230	0.0070	-0.0070		
9/25/2001	15:44:56	87.7230	52.8200	9.0820		87.7230	0.0070	-0.0070		
9/25/2001	15:45:56	88.7230	52.8500	9.0820		88.7230	0.0070	-0.0070		
9/25/2001	15:46:56	89.7230	52.8400	9.0790		89.7230	0.0040	-0.0040		
9/25/2001	15:47:56	90.7230	52.8400	9.0790		90.7230	0.0040	-0.0040		
9/25/2001	15:48:56	91.7230	52.8400	9.0790		91.7230	0.0040	-0.0040		
9/25/2001	15:49:56	92.7230	52.8700	9.0790		92.7230	0.0040	-0.0040		
9/25/2001	15:50:56	93.7230	52.8400	9.0790		93.7230	0.0040	-0.0040		
9/25/2001	15:51:56	94.7230	52.8300	9.0820		94.7230	0.0070	-0.0070		
9/25/2001	15:52:56	95.7230	52.8800	9.0790		95.7230	0.0040	-0.0040		
9/25/2001	15:53:56	96.7230	52.8200	9.0790		96.7230	0.0040	-0.0040		
9/25/2001	15:54:56	97.7230	52.8400	9.0820		97.7230	0.0070	-0.0070		
9/25/2001	15:55:56	98.7230	52.8300	9.0790		98.7230	0.0040	-0.0040		
9/25/2001	15:56:56	99.7230	52.8300	9.0790		99.7230	0.0040	-0.0040		
9/25/2001	15:57:56	100.7230	52.8300	9.0820		100.7230	0.0070	-0.0070		
9/25/2001	15:58:56	101.7230	52.8200	9.0790		101.7230	0.0040	-0.0040		
9/25/2001	15:59:56	102.7230	52.8100	9.0790		102.7230	0.0040	-0.0040		
9/25/2001	16:00:56	103.7230	52.8200	9.0790		103.7230	0.0040	-0.0040		
9/25/2001	16:01:56	104.7230	52.8200	9.0790		104.7230	0.0040	-0.0040		
9/25/2001	16:02:56	105.7230	52.8200	9.0790		105.7230	0.0040	-0.0040		
9/25/2001	16:03:56	106.7230	52.8200	9.0790		106.7230	0.0040	-0.0040		
9/25/2001	16:04:56	107.7230	52.8100	9.0790		107.7230	0.0040	-0.0040		
9/25/2001	16:05:56	108.7230	52.8000	9.0790		108.7230	0.0040	-0.0040		
9/25/2001	16:06:56	109.7230	52.8000	9.0790		109.7230	0.0040	-0.0040		
9/25/2001	16:07:56	110.7230	52.8400	9.0790		110.7230	0.0040	-0.0040		
9/25/2001	16:08:56	111.7230	52.8100	9.0790		111.7230	0.0040	-0.0040		
9/25/2001	16:09:56	112.7230	52.8100	9.0790		112.7230	0.0040	-0.0040		
9/25/2001	16:10:56	113.7230	52.8300	9.0790		113.7230	0.0040	-0.0040		
9/25/2001	16:11:56	114.7230	52.8100	9.0790		114.7230	0.0040	-0.0040		
9/25/2001	16:12:56	115.7230	52.8100	9.0790		115.7230	0.0040	-0.0040		
9/25/2001	16:13:56	116.7230	52.8100	9.0790		116.7230	0.0040	-0.0040		
9/25/2001	16:14:56	117.7230	52.8100	9.0790		117.7230	0.0040	-0.0040		
9/25/2001	16:15:56	118.7230	52.8000	9.0790		118.7230	0.0040	-0.0040		
9/25/2001	16:16:56	119.7230	52.8000	9.0790		119.7230	0.0040	-0.0040		
9/25/2001	16:17:56	120.7230	52.8000	9.0790		120.7230	0.0040	-0.0040		
9/25/2001	16:18:56	121.7230	52.7900	9.0790		121.7230	0.0040	-0.0040		
9/25/2001	16:19:56	122.7230	52.8000	9.0790		122.7230	0.0040	-0.0040		
9/25/2001	16:20:56	123.7230	52.7900	9.0790		123.7230	0.0040	-0.0040		
9/25/2001	16:21:56	124.7230	52.7900	9.0790		124.7230	0.0040	-0.0040		
9/25/2001	16:22:56	125.7230	52.8100	9.0790		125.7230	0.0040	-0.0040		
9/25/2001	16:23:56	126.7230	52.7900	9.0790		126.7230	0.0040	-0.0040		
9/25/2001	16:24:56	127.7230	52.7900	9.0790		127.7230	0.0040	-0.0040		
9/25/2001	16:25:56	128.7230	52.7800	9.0790		128.7230	0.0040	-0.0040		
9/25/2001	16:26:56	129.7230	52.7900	9.0790		129.7230	0.0040	-0.0040		
9/25/2001	16:27:56	130.7230	52.7800	9.0790		130.7230	0.0040	-0.0040		
9/25/2001	16:28:56	131.7230	52.7800	9.0790		131.7230	0.0040	-0.0040		
9/25/2001	16:29:56	132.7230	52.7700	9.0790		132.7230	0.0040	-0.0040		
9/25/2001	16:30:56	133.7230	52.7700	9.0790		133.7230	0.0040	-0.0040		
9/25/2001	16:31:56	134.7230	52.7800	9.0820		134.7230	0.0070	-0.0070		
9/25/2001	16:32:56	135.7230	52.7700	9.0790		135.7230	0.0040	-0.0040		
9/25/2001	16:33:56	136.7230	52.7700	9.0790		136.7230	0.0040	-0.0040		
9/25/2001	16:34:56	137.7230	52.7700	9.0790		137.7230	0.0040	-0.0040		
9/25/2001	16:35:56	138.7230	52.7700	9.0820		138.7230	0.0070	-0.0070		
9/25/2001	16:36:56	139.7230	52.7600	9.0790		139.7230	0.0040	-0.0040		
9/25/2001	16:37:56	140.7230	52.7700	9.0820		140.7230	0.0070	-0.0070		
9/25/2001	16:38:56	141.7230	52.7800	9.0790		141.7230	0.0040	-0.0040		
9/25/2001	16:39:56	142.7230	52.7700	9.0770		142.7230	0.0020	-0.0020		
9/25/2001	16:40:56	143.7230	52.7700	9.0820		143.7230	0.0070	-0.0070		
9/25/2001	16:41:56	144.7230	52.7800	9.0790		144.7230	0.0040	-0.0040		
9/25/2001	16:42:56	145.7230	52.7800	9.0820		145.7230	0.0070	-0.0070		
9/25/2001	16:43:56	146.7230	52.7900	9.0790		146.7230	0.0040	-0.0040		
9/25/2001	16:44:56	147.7230	52.8000	9.0790		147.7230	0.0040	-0.0040		

9/25/2001	16:45:56	148.7230	52.7700	9.0790		148.7230	0.0040	-0.0040		
9/25/2001	16:46:56	149.7230	52.8000	9.0790		149.7230	0.0040	-0.0040		
9/25/2001	16:47:56	150.7230	52.7700	9.0790		150.7230	0.0040	-0.0040		
9/25/2001	16:48:56	151.7230	52.7700	9.0790		151.7230	0.0040	-0.0040		
9/25/2001	16:49:56	152.7230	52.8000	9.0790		152.7230	0.0040	-0.0040		
9/25/2001	16:50:56	153.7230	52.7700	9.0790		153.7230	0.0040	-0.0040		
9/25/2001	16:51:56	154.7230	52.7700	9.0790		154.7230	0.0040	-0.0040		
9/25/2001	16:52:56	155.7230	52.7700	9.0790		155.7230	0.0040	-0.0040		
9/25/2001	16:53:56	156.7230	52.7700	9.0790		156.7230	0.0040	-0.0040		
9/25/2001	16:54:56	157.7230	52.7700	9.0790		157.7230	0.0040	-0.0040		
9/25/2001	16:55:56	158.7230	52.7700	9.0790		158.7230	0.0040	-0.0040		
9/25/2001	16:56:56	159.7230	52.7700	9.0790		159.7230	0.0040	-0.0040		
9/25/2001	16:57:56	160.7230	52.7700	9.0790		160.7230	0.0040	-0.0040		
9/25/2001	16:58:56	161.7230	52.7800	9.0820		161.7230	0.0070	-0.0070		
9/25/2001	16:59:56	162.7230	52.7700	9.0790		162.7230	0.0040	-0.0040		
9/25/2001	17:00:56	163.7230	52.7700	9.0790		163.7230	0.0040	-0.0040		
9/25/2001	17:01:56	164.7230	52.7800	9.0820		164.7230	0.0070	-0.0070		
9/25/2001	17:02:56	165.7230	52.7700	9.0790		165.7230	0.0040	-0.0040		
9/25/2001	17:03:56	166.7230	52.7800	9.0790		166.7230	0.0040	-0.0040		
9/25/2001	17:04:56	167.7230	52.7700	9.0790		167.7230	0.0040	-0.0040		
9/25/2001	17:05:56	168.7230	52.7700	9.0790		168.7230	0.0040	-0.0040		
9/25/2001	17:06:56	169.7230	52.7700	9.0790		169.7230	0.0040	-0.0040		
9/25/2001	17:07:56	170.7230	52.7700	9.0790		170.7230	0.0040	-0.0040		
9/25/2001	17:08:56	171.7230	52.7700	9.0820		171.7230	0.0070	-0.0070		
9/25/2001	17:09:56	172.7230	52.7600	9.0790		172.7230	0.0040	-0.0040		
9/25/2001	17:10:56	173.7230	52.7700	9.0790		173.7230	0.0040	-0.0040		
9/25/2001	17:11:56	174.7230	52.7600	9.0790		174.7230	0.0040	-0.0040		
9/25/2001	17:12:56	175.7230	52.7700	9.0790		175.7230	0.0040	-0.0040		
9/25/2001	17:13:56	176.7230	52.7600	9.0790		176.7230	0.0040	-0.0040		
9/25/2001	17:14:56	177.7230	52.7700	9.0820		177.7230	0.0070	-0.0070		
9/25/2001	17:15:56	178.7230	52.7600	9.0790		178.7230	0.0040	-0.0040		
9/25/2001	17:16:56	179.7230	52.7700	9.0790		179.7230	0.0040	-0.0040		
9/25/2001	17:17:56	180.7230	52.7400	9.0770		180.7230	0.0020	-0.0020		
9/25/2001	17:18:56	181.7230	52.8100	9.0820		181.7230	0.0070	-0.0070		
9/25/2001	17:19:56	182.7230	52.7600	9.0790		182.7230	0.0040	-0.0040		
9/25/2001	17:20:56	183.7230	52.7600	9.0790		183.7230	0.0040	-0.0040		
9/25/2001	17:21:56	184.7230	52.7800	9.0820		184.7230	0.0070	-0.0070		
9/25/2001	17:22:56	185.7230	52.7900	9.0820		185.7230	0.0070	-0.0070		
9/25/2001	17:23:56	186.7230	52.7600	9.0790		186.7230	0.0040	-0.0040		
9/25/2001	17:24:56	187.7230	52.7700	9.0790		187.7230	0.0040	-0.0040		
9/25/2001	17:25:56	188.7230	52.7900	9.0790		188.7230	0.0040	-0.0040		
9/25/2001	17:26:56	189.7230	52.7600	9.0790		189.7230	0.0040	-0.0040		
9/25/2001	17:27:56	190.7230	52.7700	9.0820		190.7230	0.0070	-0.0070		
9/25/2001	17:28:56	191.7230	52.7600	9.0790		191.7230	0.0040	-0.0040		
9/25/2001	17:29:56	192.7230	52.7300	9.0770		192.7230	0.0020	-0.0020		
9/25/2001	17:30:56	193.7230	52.7100	9.0790		193.7230	0.0040	-0.0040		
9/25/2001	17:31:56	194.7230	52.7800	9.0820		194.7230	0.0070	-0.0070		
9/25/2001	17:32:56	195.7230	52.7600	9.0790		195.7230	0.0040	-0.0040		
9/25/2001	17:33:56	196.7230	52.7700	9.0820		196.7230	0.0070	-0.0070		
9/25/2001	17:34:56	197.7230	52.7800	9.0820		197.7230	0.0070	-0.0070		
9/25/2001	17:35:56	198.7230	52.7600	9.0790		198.7230	0.0040	-0.0040		
9/25/2001	17:36:56	199.7230	52.7700	9.0820		199.7230	0.0070	-0.0070		
9/25/2001	17:37:56	200.7230	52.7700	9.0820		200.7230	0.0070	-0.0070		
9/25/2001	17:38:56	201.7230	52.7800	9.0820		201.7230	0.0070	-0.0070		
9/25/2001	17:39:56	202.7230	52.7700	9.0820		202.7230	0.0070	-0.0070		
9/25/2001	17:40:56	203.7230	52.7800	9.0820		203.7230	0.0070	-0.0070		
9/25/2001	17:41:56	204.7230	52.7700	9.0820		204.7230	0.0070	-0.0070		
9/25/2001	17:42:56	205.7230	52.7700	9.0820		205.7230	0.0070	-0.0070		
9/25/2001	17:43:56	206.7230	52.7700	9.0820		206.7230	0.0070	-0.0070		
9/25/2001	17:44:56	207.7230	52.7600	9.0790		207.7230	0.0040	-0.0040		
9/25/2001	17:45:56	208.7230	52.7700	9.0820		208.7230	0.0070	-0.0070		
9/25/2001	17:46:56	209.7230	52.7800	9.0820		209.7230	0.0070	-0.0070		
9/25/2001	17:47:56	210.7230	52.7900	9.0820		210.7230	0.0070	-0.0070		

9/25/2001	17:48:56	211.7230	52.7700	9.0820		211.7230	0.0070	-0.0070		
9/25/2001	17:49:56	212.7230	52.7800	9.0820		212.7230	0.0070	-0.0070		
9/25/2001	17:50:56	213.7230	52.7600	9.0790		213.7230	0.0040	-0.0040		
9/25/2001	17:51:56	214.7230	52.7800	9.0820		214.7230	0.0070	-0.0070		
9/25/2001	17:52:56	215.7230	52.7900	9.0820		215.7230	0.0070	-0.0070		
9/25/2001	17:53:56	216.7230	52.7600	9.0790		216.7230	0.0040	-0.0040		
9/25/2001	17:54:56	217.7230	52.7800	9.0820		217.7230	0.0070	-0.0070		
9/25/2001	17:55:56	218.7230	52.7700	9.0820		218.7230	0.0070	-0.0070		
9/25/2001	17:56:56	219.7230	52.7800	9.0820		219.7230	0.0070	-0.0070		
9/25/2001	17:57:56	220.7230	52.7600	9.0790		220.7230	0.0040	-0.0040		
9/25/2001	17:58:56	221.7230	52.7600	9.0790		221.7230	0.0040	-0.0040		
9/25/2001	17:59:56	222.7230	52.7600	9.0790		222.7230	0.0040	-0.0040		
9/25/2001	18:00:56	223.7230	52.7600	9.0790		223.7230	0.0040	-0.0040		
9/25/2001	18:01:56	224.7230	52.7900	9.0820		224.7230	0.0070	-0.0070		
9/25/2001	18:02:56	225.7230	52.7900	9.0820		225.7230	0.0070	-0.0070		
9/25/2001	18:03:56	226.7230	52.7800	9.0820		226.7230	0.0070	-0.0070		
9/25/2001	18:04:56	227.7230	52.7600	9.0790		227.7230	0.0040	-0.0040		
9/25/2001	18:05:56	228.7230	52.7900	9.0820		228.7230	0.0070	-0.0070		
9/25/2001	18:06:56	229.7230	52.7600	9.0790		229.7230	0.0040	-0.0040		
9/25/2001	18:07:56	230.7230	52.7800	9.0820		230.7230	0.0070	-0.0070		
9/25/2001	18:08:56	231.7230	52.7600	9.0790		231.7230	0.0040	-0.0040		
9/25/2001	18:09:56	232.7230	52.7600	9.0790		232.7230	0.0040	-0.0040		
9/25/2001	18:10:56	233.7230	52.7600	9.0790		233.7230	0.0040	-0.0040		
9/25/2001	18:11:56	234.7230	52.7400	9.0790		234.7230	0.0040	-0.0040		
9/25/2001	18:12:56	235.7230	52.7400	9.0790		235.7230	0.0040	-0.0040		
9/25/2001	18:13:56	236.7230	52.7600	9.0790		236.7230	0.0040	-0.0040		
9/25/2001	18:14:56	237.7230	52.7400	9.0790		237.7230	0.0040	-0.0040		
9/25/2001	18:15:56	238.7230	52.7700	9.0820		238.7230	0.0070	-0.0070		
9/25/2001	18:16:56	239.7230	52.7400	9.0790		239.7230	0.0040	-0.0040		
9/25/2001	18:17:56	240.7230	52.7600	9.0790		240.7230	0.0040	-0.0040		
9/25/2001	18:18:56	241.7230	52.7600	9.0790		241.7230	0.0040	-0.0040		
9/25/2001	18:19:56	242.7230	52.7700	9.0820		242.7230	0.0070	-0.0070		
9/25/2001	18:20:56	243.7230	52.7600	9.0790		243.7230	0.0040	-0.0040		
9/25/2001	18:21:56	244.7230	52.7700	9.0820		244.7230	0.0070	-0.0070		
9/25/2001	18:22:56	245.7230	52.7600	9.0790		245.7230	0.0040	-0.0040		
9/25/2001	18:23:56	246.7230	52.7700	9.0820		246.7230	0.0070	-0.0070		
9/25/2001	18:24:56	247.7230	52.7600	9.0790		247.7230	0.0040	-0.0040		
9/25/2001	18:25:56	248.7230	52.7600	9.0790		248.7230	0.0040	-0.0040		
9/25/2001	18:26:56	249.7230	52.7600	9.0790		249.7230	0.0040	-0.0040		
9/25/2001	18:27:56	250.7230	52.7600	9.0790		250.7230	0.0040	-0.0040		
9/25/2001	18:28:56	251.7230	52.7600	9.0790		251.7230	0.0040	-0.0040		
9/25/2001	18:29:56	252.7230	52.7600	9.0790		252.7230	0.0040	-0.0040		
9/25/2001	18:30:56	253.7230	52.7600	9.0790		253.7230	0.0040	-0.0040		
9/25/2001	18:31:56	254.7230	52.7600	9.0790		254.7230	0.0040	-0.0040		
9/25/2001	18:32:56	255.7230	52.7600	9.0790		255.7230	0.0040	-0.0040		
9/25/2001	18:33:56	256.7230	52.7800	9.0820		256.7230	0.0070	-0.0070		
9/25/2001	18:34:56	257.7230	52.7700	9.0820		257.7230	0.0070	-0.0070		
9/25/2001	18:35:56	258.7230	52.7600	9.0790		258.7230	0.0040	-0.0040		
9/25/2001	18:36:56	259.7230	52.7600	9.0790		259.7230	0.0040	-0.0040		
9/25/2001	18:37:56	260.7230	52.7600	9.0790		260.7230	0.0040	-0.0040		
9/25/2001	18:38:56	261.7230	52.7600	9.0790		261.7230	0.0040	-0.0040		
9/25/2001	18:39:56	262.7230	52.7600	9.0820		262.7230	0.0070	-0.0070		
9/25/2001	18:40:56	263.7230	52.7600	9.0790		263.7230	0.0040	-0.0040		
9/25/2001	18:41:56	264.7230	52.7700	9.0820		264.7230	0.0070	-0.0070		
9/25/2001	18:42:56	265.7230	52.7400	9.0790		265.7230	0.0040	-0.0040		
9/25/2001	18:43:56	266.7230	52.7800	9.0820		266.7230	0.0070	-0.0070		
9/25/2001	18:44:56	267.7230	52.7600	9.0790		267.7230	0.0040	-0.0040		
9/25/2001	18:45:56	268.7230	52.7600	9.0790		268.7230	0.0040	-0.0040		
9/25/2001	18:46:56	269.7230	52.7900	9.0820		269.7230	0.0070	-0.0070		
9/25/2001	18:47:56	270.7230	52.7400	9.0820		270.7230	0.0070	-0.0070		
9/25/2001	18:48:56	271.7230	52.7400	9.0790		271.7230	0.0040	-0.0040		
9/25/2001	18:49:56	272.7230	52.7700	9.0820		272.7230	0.0070	-0.0070		
9/25/2001	18:50:56	273.7230	52.7700	9.0820		273.7230	0.0070	-0.0070		

9/25/2001	18:51:56	274.7230	52.7700	9.0820		274.7230	0.0070	-0.0070		
9/25/2001	18:52:56	275.7230	52.7600	9.0790		275.7230	0.0040	-0.0040		
9/25/2001	18:53:56	276.7230	52.7600	9.0790		276.7230	0.0040	-0.0040		
9/25/2001	18:54:56	277.7230	52.7700	9.0820		277.7230	0.0070	-0.0070		
9/25/2001	18:55:56	278.7230	52.7400	9.0790		278.7230	0.0040	-0.0040		
9/25/2001	18:56:56	279.7230	52.7600	9.0790		279.7230	0.0040	-0.0040		
9/25/2001	18:57:56	280.7230	52.7600	9.0790		280.7230	0.0040	-0.0040		
9/25/2001	18:58:56	281.7230	52.7400	9.0820		281.7230	0.0070	-0.0070		
9/25/2001	18:59:56	282.7230	52.7700	9.0820		282.7230	0.0070	-0.0070		
9/25/2001	19:00:56	283.7230	52.7400	9.0790		283.7230	0.0040	-0.0040		
9/25/2001	19:01:56	284.7230	52.7800	9.0820		284.7230	0.0070	-0.0070		
9/25/2001	19:02:56	285.7230	52.7600	9.0790		285.7230	0.0040	-0.0040		
9/25/2001	19:03:56	286.7230	52.7700	9.0820		286.7230	0.0070	-0.0070		
9/25/2001	19:04:56	287.7230	52.7600	9.0790		287.7230	0.0040	-0.0040		
9/25/2001	19:05:56	288.7230	52.7700	9.0820		288.7230	0.0070	-0.0070		
9/25/2001	19:06:56	289.7230	52.7600	9.0790		289.7230	0.0040	-0.0040		
9/25/2001	19:07:56	290.7230	52.7700	9.0820		290.7230	0.0070	-0.0070		
9/25/2001	19:08:56	291.7230	52.7700	9.0820		291.7230	0.0070	-0.0070		
9/25/2001	19:09:56	292.7230	52.7600	9.0790		292.7230	0.0040	-0.0040		
9/25/2001	19:10:56	293.7230	52.7600	9.0790		293.7230	0.0040	-0.0040		
9/25/2001	19:11:56	294.7230	52.7600	9.0820		294.7230	0.0070	-0.0070		
9/25/2001	19:12:56	295.7230	52.7600	9.0820		295.7230	0.0070	-0.0070		
9/25/2001	19:13:56	296.7230	52.7900	9.0820		296.7230	0.0070	-0.0070		
9/25/2001	19:14:56	297.7230	52.7600	9.0790		297.7230	0.0040	-0.0040		
9/25/2001	19:15:56	298.7230	52.7600	9.0820		298.7230	0.0070	-0.0070		
9/25/2001	19:16:56	299.7230	52.7600	9.0820		299.7230	0.0070	-0.0070		
9/25/2001	19:17:56	300.7230	52.7700	9.0840		300.7230	0.0090	-0.0090		
9/25/2001	19:18:56	301.7230	52.7800	9.0840		301.7230	0.0090	-0.0090		
9/25/2001	19:19:56	302.7230	52.7600	9.0790		302.7230	0.0040	-0.0040		
9/25/2001	19:20:56	303.7230	52.7600	9.0820		303.7230	0.0070	-0.0070		
9/25/2001	19:21:56	304.7230	52.7600	9.0790		304.7230	0.0040	-0.0040		
9/25/2001	19:22:56	305.7230	52.7600	9.0790		305.7230	0.0040	-0.0040		
9/25/2001	19:23:56	306.7230	52.7700	9.0840		306.7230	0.0090	-0.0090		
9/25/2001	19:24:56	307.7230	52.7700	9.0820		307.7230	0.0070	-0.0070		
9/25/2001	19:25:56	308.7230	52.7600	9.0820		308.7230	0.0070	-0.0070		
9/25/2001	19:26:56	309.7230	52.7600	9.0820		309.7230	0.0070	-0.0070		
9/25/2001	19:27:56	310.7230	52.7700	9.0820		310.7230	0.0070	-0.0070		
9/25/2001	19:28:56	311.7230	52.7600	9.0790		311.7230	0.0040	-0.0040		
9/25/2001	19:29:56	312.7230	52.7600	9.0820		312.7230	0.0070	-0.0070		
9/25/2001	19:30:56	313.7230	52.7700	9.0820		313.7230	0.0070	-0.0070		
9/25/2001	19:31:56	314.7230	52.7600	9.0820		314.7230	0.0070	-0.0070		
9/25/2001	19:32:56	315.7230	52.7600	9.0820		315.7230	0.0070	-0.0070		
9/25/2001	19:33:56	316.7230	52.7700	9.0820		316.7230	0.0070	-0.0070		
9/25/2001	19:34:56	317.7230	52.7700	9.0840		317.7230	0.0090	-0.0090		
9/25/2001	19:35:56	318.7230	52.7600	9.0790		318.7230	0.0040	-0.0040		
9/25/2001	19:36:56	319.7230	52.7600	9.0790		319.7230	0.0040	-0.0040		
9/25/2001	19:37:56	320.7230	52.7600	9.0820		320.7230	0.0070	-0.0070		
9/25/2001	19:38:56	321.7230	52.7600	9.0790		321.7230	0.0040	-0.0040		
9/25/2001	19:39:56	322.7230	52.7700	9.0820		322.7230	0.0070	-0.0070		
9/25/2001	19:40:56	323.7230	52.7600	9.0820		323.7230	0.0070	-0.0070		
9/25/2001	19:41:56	324.7230	52.7700	9.0820		324.7230	0.0070	-0.0070		
9/25/2001	19:42:56	325.7230	52.7400	9.0790		325.7230	0.0040	-0.0040		
9/25/2001	19:43:56	326.7230	52.7400	9.0790		326.7230	0.0040	-0.0040		
9/25/2001	19:44:56	327.7230	52.7300	9.0790		327.7230	0.0040	-0.0040		
9/25/2001	19:45:56	328.7230	52.7700	9.0820		328.7230	0.0070	-0.0070		
9/25/2001	19:46:56	329.7230	52.7400	9.0790		329.7230	0.0040	-0.0040		
9/25/2001	19:47:56	330.7230	52.7400	9.0790		330.7230	0.0040	-0.0040		
9/25/2001	19:48:56	331.7230	52.7600	9.0790		331.7230	0.0040	-0.0040		
9/25/2001	19:49:56	332.7230	52.7700	9.0820		332.7230	0.0070	-0.0070		
9/25/2001	19:50:56	333.7230	52.7600	9.0820		333.7230	0.0070	-0.0070		
9/25/2001	19:51:56	334.7230	52.7600	9.0820		334.7230	0.0070	-0.0070		
9/25/2001	19:52:56	335.7230	52.7700	9.0820		335.7230	0.0070	-0.0070		
9/25/2001	19:53:56	336.7230	52.7700	9.0820		336.7230	0.0070	-0.0070		

9/25/2001	19:54:56	337.7230	52.7600	9.0790		337.7230	0.0040	-0.0040		
9/25/2001	19:55:56	338.7230	52.7900	9.0840		338.7230	0.0090	-0.0090		
9/25/2001	19:56:56	339.7230	52.7600	9.0790		339.7230	0.0040	-0.0040		
9/25/2001	19:57:56	340.7230	52.7400	9.0790		340.7230	0.0040	-0.0040		
9/25/2001	19:58:56	341.7230	52.7900	9.0820		341.7230	0.0070	-0.0070		
9/25/2001	19:59:56	342.7230	52.7100	9.0790		342.7230	0.0040	-0.0040		
9/25/2001	20:00:56	343.7230	52.7700	9.0820		343.7230	0.0070	-0.0070		
9/25/2001	20:01:56	344.7230	52.7700	9.0820		344.7230	0.0070	-0.0070		
9/25/2001	20:02:56	345.7230	52.7700	9.0820		345.7230	0.0070	-0.0070		
9/25/2001	20:03:56	346.7230	52.7900	9.0820		346.7230	0.0070	-0.0070		
9/25/2001	20:04:56	347.7230	52.7600	9.0790		347.7230	0.0040	-0.0040		
9/25/2001	20:05:56	348.7230	52.7600	9.0790		348.7230	0.0040	-0.0040		
9/25/2001	20:06:56	349.7230	52.7600	9.0790		349.7230	0.0040	-0.0040		
9/25/2001	20:07:56	350.7230	52.7700	9.0840		350.7230	0.0090	-0.0090		
9/25/2001	20:08:56	351.7230	52.7600	9.0820		351.7230	0.0070	-0.0070		
9/25/2001	20:09:56	352.7230	52.7400	9.0820		352.7230	0.0070	-0.0070		
9/25/2001	20:10:56	353.7230	52.7600	9.0820		353.7230	0.0070	-0.0070		
9/25/2001	20:11:56	354.7230	52.7600	9.0790		354.7230	0.0040	-0.0040		
9/25/2001	20:12:56	355.7230	52.7400	9.0790		355.7230	0.0040	-0.0040		
9/25/2001	20:13:56	356.7230	52.7600	9.0790		356.7230	0.0040	-0.0040		
9/25/2001	20:14:56	357.7230	52.7300	9.0790		357.7230	0.0040	-0.0040		
9/25/2001	20:15:56	358.7230	52.7400	9.0820		358.7230	0.0070	-0.0070		
9/25/2001	20:16:56	359.7230	52.7400	9.0790		359.7230	0.0040	-0.0040		
9/25/2001	20:17:56	360.7230	52.7300	9.0790		360.7230	0.0040	-0.0040		
9/25/2001	20:18:56	361.7230	52.7300	9.0790		361.7230	0.0040	-0.0040		
9/25/2001	20:19:56	362.7230	52.7400	9.0790		362.7230	0.0040	-0.0040		
9/25/2001	20:20:56	363.7230	52.7400	9.0790		363.7230	0.0040	-0.0040		
9/25/2001	20:21:56	364.7230	52.7400	9.0790		364.7230	0.0040	-0.0040		
9/25/2001	20:22:56	365.7230	52.7700	9.0820		365.7230	0.0070	-0.0070		
9/25/2001	20:23:56	366.7230	52.7400	9.0790		366.7230	0.0040	-0.0040		
9/25/2001	20:24:56	367.7230	52.7400	9.0820		367.7230	0.0070	-0.0070		
9/25/2001	20:25:56	368.7230	52.7300	9.0790		368.7230	0.0040	-0.0040		
9/25/2001	20:26:56	369.7230	52.7400	9.0820		369.7230	0.0070	-0.0070		
9/25/2001	20:27:56	370.7230	52.7400	9.0790		370.7230	0.0040	-0.0040		
9/25/2001	20:28:56	371.7230	52.7700	9.0820		371.7230	0.0070	-0.0070		
9/25/2001	20:29:56	372.7230	52.7600	9.0820		372.7230	0.0070	-0.0070		
9/25/2001	20:30:56	373.7230	52.7300	9.0790		373.7230	0.0040	-0.0040		
9/25/2001	20:31:56	374.7230	52.7600	9.0820		374.7230	0.0070	-0.0070		
9/25/2001	20:32:56	375.7230	52.7700	9.0820		375.7230	0.0070	-0.0070		
9/25/2001	20:33:56	376.7230	52.7400	9.0790		376.7230	0.0040	-0.0040		
9/25/2001	20:34:56	377.7230	52.7600	9.0790		377.7230	0.0040	-0.0040		
9/25/2001	20:35:56	378.7230	52.7400	9.0790		378.7230	0.0040	-0.0040		
9/25/2001	20:36:56	379.7230	52.7400	9.0820		379.7230	0.0070	-0.0070		
9/25/2001	20:37:56	380.7230	52.7400	9.0790		380.7230	0.0040	-0.0040		
9/25/2001	20:38:56	381.7230	52.7800	9.0820		381.7230	0.0070	-0.0070		
9/25/2001	20:39:56	382.7230	52.7300	9.0790		382.7230	0.0040	-0.0040		
9/25/2001	20:40:56	383.7230	52.7400	9.0790		383.7230	0.0040	-0.0040		
9/25/2001	20:41:56	384.7230	52.7400	9.0790		384.7230	0.0040	-0.0040		
9/25/2001	20:42:56	385.7230	52.7600	9.0820		385.7230	0.0070	-0.0070		
9/25/2001	20:43:56	386.7230	52.7400	9.0790		386.7230	0.0040	-0.0040		
9/25/2001	20:44:56	387.7230	52.7600	9.0820		387.7230	0.0070	-0.0070		
9/25/2001	20:45:56	388.7230	52.7600	9.0820		388.7230	0.0070	-0.0070		
9/25/2001	20:46:56	389.7230	52.7600	9.0790		389.7230	0.0040	-0.0040		
9/25/2001	20:47:56	390.7230	52.7700	9.0820		390.7230	0.0070	-0.0070		
9/25/2001	20:48:56	391.7230	52.7400	9.0790		391.7230	0.0040	-0.0040		
9/25/2001	20:49:56	392.7230	52.7600	9.0790		392.7230	0.0040	-0.0040		
9/25/2001	20:50:56	393.7230	52.8000	9.0820		393.7230	0.0070	-0.0070		
9/25/2001	20:51:56	394.7230	52.7700	9.0820		394.7230	0.0070	-0.0070		
9/25/2001	20:52:56	395.7230	52.7600	9.0790		395.7230	0.0040	-0.0040		
9/25/2001	20:53:56	396.7230	52.7600	9.0790		396.7230	0.0040	-0.0040		
9/25/2001	20:54:56	397.7230	52.7600	9.0790		397.7230	0.0040	-0.0040		
9/25/2001	20:55:56	398.7230	52.7600	9.0820		398.7230	0.0070	-0.0070		
9/25/2001	20:56:56	399.7230	52.7600	9.0790		399.7230	0.0040	-0.0040		

9/25/2001	20:57:56	400.7230	52.7700	9.0820		400.7230	0.0070	-0.0070		
9/25/2001	20:58:56	401.7230	52.7600	9.0790		401.7230	0.0040	-0.0040		
9/25/2001	20:59:56	402.7230	52.7600	9.0790		402.7230	0.0040	-0.0040		
9/25/2001	21:00:56	403.7230	52.7900	9.0820		403.7230	0.0070	-0.0070		
9/25/2001	21:01:56	404.7230	52.7600	9.0790		404.7230	0.0040	-0.0040		
9/25/2001	21:02:56	405.7230	52.7600	9.0820		405.7230	0.0070	-0.0070		
9/25/2001	21:03:56	406.7230	52.7400	9.0790		406.7230	0.0040	-0.0040		
9/25/2001	21:04:56	407.7230	52.7300	9.0790		407.7230	0.0040	-0.0040		
9/25/2001	21:05:56	408.7230	52.7400	9.0790		408.7230	0.0040	-0.0040		
9/25/2001	21:06:56	409.7230	52.7400	9.0790		409.7230	0.0040	-0.0040		
9/25/2001	21:07:56	410.7230	52.7700	9.0820		410.7230	0.0070	-0.0070		
9/25/2001	21:08:56	411.7230	52.7700	9.0820		411.7230	0.0070	-0.0070		
9/25/2001	21:09:56	412.7230	52.7800	9.0820		412.7230	0.0070	-0.0070		
9/25/2001	21:10:56	413.7230	52.7600	9.0790		413.7230	0.0040	-0.0040		
9/25/2001	21:11:56	414.7230	52.7600	9.0790		414.7230	0.0040	-0.0040		
9/25/2001	21:12:56	415.7230	52.7700	9.0820		415.7230	0.0070	-0.0070		
9/25/2001	21:13:56	416.7230	52.7600	9.0790		416.7230	0.0040	-0.0040		
9/25/2001	21:14:56	417.7230	52.7600	9.0790		417.7230	0.0040	-0.0040		
9/25/2001	21:15:56	418.7230	52.7600	9.0790		418.7230	0.0040	-0.0040		
9/25/2001	21:16:56	419.7230	52.7700	9.0820		419.7230	0.0070	-0.0070		
9/25/2001	21:17:56	420.7230	52.7700	9.0820		420.7230	0.0070	-0.0070		
9/25/2001	21:18:56	421.7230	52.7600	9.0790		421.7230	0.0040	-0.0040		
9/25/2001	21:19:56	422.7230	52.7600	9.0790		422.7230	0.0040	-0.0040		
9/25/2001	21:20:56	423.7230	52.7600	9.0790		423.7230	0.0040	-0.0040		
9/25/2001	21:21:56	424.7230	52.7700	9.0820		424.7230	0.0070	-0.0070		
9/25/2001	21:22:56	425.7230	52.7600	9.0790		425.7230	0.0040	-0.0040		
9/25/2001	21:23:56	426.7230	52.7600	9.0790		426.7230	0.0040	-0.0040		
9/25/2001	21:24:56	427.7230	52.7600	9.0790		427.7230	0.0040	-0.0040		
9/25/2001	21:25:56	428.7230	52.7600	9.0790		428.7230	0.0040	-0.0040		
9/25/2001	21:26:56	429.7230	52.7600	9.0790		429.7230	0.0040	-0.0040		
9/25/2001	21:27:56	430.7230	52.7900	9.0820		430.7230	0.0070	-0.0070		
9/25/2001	21:28:56	431.7230	52.7400	9.0790		431.7230	0.0040	-0.0040		
9/25/2001	21:29:56	432.7230	52.7600	9.0790		432.7230	0.0040	-0.0040		
9/25/2001	21:30:56	433.7230	52.7600	9.0790		433.7230	0.0040	-0.0040		
9/25/2001	21:31:56	434.7230	52.7600	9.0790		434.7230	0.0040	-0.0040		
9/25/2001	21:32:56	435.7230	52.7600	9.0820		435.7230	0.0070	-0.0070		
9/25/2001	21:33:56	436.7230	52.7600	9.0790		436.7230	0.0040	-0.0040		
9/25/2001	21:34:56	437.7230	52.7600	9.0790		437.7230	0.0040	-0.0040		
9/25/2001	21:35:56	438.7230	52.7600	9.0790		438.7230	0.0040	-0.0040		
9/25/2001	21:36:56	439.7230	52.7400	9.0790		439.7230	0.0040	-0.0040		
9/25/2001	21:37:56	440.7230	52.7400	9.0770		440.7230	0.0020	-0.0020		
9/25/2001	21:38:56	441.7230	52.7700	9.0790		441.7230	0.0040	-0.0040		
9/25/2001	21:39:56	442.7230	52.7400	9.0770		442.7230	0.0020	-0.0020		
9/25/2001	21:40:56	443.7230	52.7400	9.0790		443.7230	0.0040	-0.0040		
9/25/2001	21:41:56	444.7230	52.7600	9.0790		444.7230	0.0040	-0.0040		
9/25/2001	21:42:56	445.7230	52.7600	9.0790		445.7230	0.0040	-0.0040		
9/25/2001	21:43:56	446.7230	52.7600	9.0790		446.7230	0.0040	-0.0040		
9/25/2001	21:44:56	447.7230	52.7400	9.0790		447.7230	0.0040	-0.0040		
9/25/2001	21:45:56	448.7230	52.7700	9.0820		448.7230	0.0070	-0.0070		
9/25/2001	21:46:56	449.7230	52.7700	9.0820		449.7230	0.0070	-0.0070		
9/25/2001	21:47:56	450.7230	52.7900	9.0820		450.7230	0.0070	-0.0070		
9/25/2001	21:48:56	451.7230	52.7800	9.0820		451.7230	0.0070	-0.0070		
9/25/2001	21:49:56	452.7230	52.7600	9.0790		452.7230	0.0040	-0.0040		
9/25/2001	21:50:56	453.7230	52.7600	9.0790		453.7230	0.0040	-0.0040		
9/25/2001	21:51:56	454.7230	52.7600	9.0790		454.7230	0.0040	-0.0040		
9/25/2001	21:52:56	455.7230	52.7600	9.0790		455.7230	0.0040	-0.0040		
9/25/2001	21:53:56	456.7230	52.7600	9.0790		456.7230	0.0040	-0.0040		
9/25/2001	21:54:56	457.7230	52.7400	9.0770		457.7230	0.0020	-0.0020		
9/25/2001	21:55:56	458.7230	52.7600	9.0790		458.7230	0.0040	-0.0040		
9/25/2001	21:56:56	459.7230	52.7400	9.0770		459.7230	0.0020	-0.0020		
9/25/2001	21:57:56	460.7230	52.7300	9.0790		460.7230	0.0040	-0.0040		
9/25/2001	21:58:56	461.7230	52.7300	9.0790		461.7230	0.0040	-0.0040		
9/25/2001	21:59:56	462.7230	52.7400	9.0790		462.7230	0.0040	-0.0040		

9/25/2001	22:00:56	463.7230	52.6900	9.0770		463.7230	0.0020	-0.0020		
9/25/2001	22:01:56	464.7230	52.7100	9.0790		464.7230	0.0040	-0.0040		
9/25/2001	22:02:56	465.7230	52.7400	9.0770		465.7230	0.0020	-0.0020		
9/25/2001	22:03:56	466.7230	52.7300	9.0790		466.7230	0.0040	-0.0040		
9/25/2001	22:04:56	467.7230	52.7400	9.0770		467.7230	0.0020	-0.0020		
9/25/2001	22:05:56	468.7230	52.7300	9.0770		468.7230	0.0020	-0.0020		
9/25/2001	22:06:56	469.7230	52.7400	9.0770		469.7230	0.0020	-0.0020		
9/25/2001	22:07:56	470.7230	52.7600	9.0790		470.7230	0.0040	-0.0040		
9/25/2001	22:08:56	471.7230	52.7600	9.0790		471.7230	0.0040	-0.0040		
9/25/2001	22:09:56	472.7230	52.7600	9.0790		472.7230	0.0040	-0.0040		
9/25/2001	22:10:56	473.7230	52.7800	9.0790		473.7230	0.0040	-0.0040		
9/25/2001	22:11:56	474.7230	52.7600	9.0790		474.7230	0.0040	-0.0040		
9/25/2001	22:12:56	475.7230	52.7600	9.0790		475.7230	0.0040	-0.0040		
9/25/2001	22:13:56	476.7230	52.7600	9.0790		476.7230	0.0040	-0.0040		
9/25/2001	22:14:56	477.7230	52.7600	9.0790		477.7230	0.0040	-0.0040		
9/25/2001	22:15:56	478.7230	52.7600	9.0790		478.7230	0.0040	-0.0040		
9/25/2001	22:16:56	479.7230	52.7600	9.0790		479.7230	0.0040	-0.0040		
9/25/2001	22:17:56	480.7230	52.7600	9.0790		480.7230	0.0040	-0.0040		
9/25/2001	22:18:56	481.7230	52.7400	9.0770		481.7230	0.0020	-0.0020		
9/25/2001	22:19:56	482.7230	52.7600	9.0790		482.7230	0.0040	-0.0040		
9/25/2001	22:20:56	483.7230	52.7600	9.0790		483.7230	0.0040	-0.0040		
9/25/2001	22:21:56	484.7230	52.7600	9.0790		484.7230	0.0040	-0.0040		
9/25/2001	22:22:56	485.7230	52.7600	9.0790		485.7230	0.0040	-0.0040		
9/25/2001	22:23:56	486.7230	52.7400	9.0770		486.7230	0.0020	-0.0020		
9/25/2001	22:24:56	487.7230	52.7600	9.0770		487.7230	0.0020	-0.0020		
9/25/2001	22:25:56	488.7230	52.7600	9.0790		488.7230	0.0040	-0.0040		
9/25/2001	22:26:56	489.7230	52.7600	9.0790		489.7230	0.0040	-0.0040		
9/25/2001	22:27:56	490.7230	52.7600	9.0790		490.7230	0.0040	-0.0040		
9/25/2001	22:28:56	491.7230	52.7600	9.0770		491.7230	0.0020	-0.0020		
9/25/2001	22:29:56	492.7230	52.7700	9.0770		492.7230	0.0020	-0.0020		
9/25/2001	22:30:56	493.7230	52.7600	9.0770		493.7230	0.0020	-0.0020		
9/25/2001	22:31:56	494.7230	52.7600	9.0790		494.7230	0.0040	-0.0040		
9/25/2001	22:32:56	495.7230	52.7600	9.0790		495.7230	0.0040	-0.0040		
9/25/2001	22:33:56	496.7230	52.7600	9.0770		496.7230	0.0020	-0.0020		
9/25/2001	22:34:56	497.7230	52.7600	9.0770		497.7230	0.0020	-0.0020		
9/25/2001	22:35:56	498.7230	52.7200	9.0750		498.7230	0.0000	0.0000		
9/25/2001	22:36:56	499.7230	52.7600	9.0770		499.7230	0.0020	-0.0020		
9/25/2001	22:37:56	500.7230	52.7400	9.0750		500.7230	0.0000	0.0000		
9/25/2001	22:38:56	501.7230	52.7400	9.0770		501.7230	0.0020	-0.0020		
9/25/2001	22:39:56	502.7230	52.7400	9.0770		502.7230	0.0020	-0.0020		
9/25/2001	22:40:56	503.7230	52.7400	9.0750		503.7230	0.0000	0.0000		
9/25/2001	22:41:56	504.7230	52.7100	9.0750		504.7230	0.0000	0.0000		
9/25/2001	22:42:56	505.7230	52.7400	9.0750		505.7230	0.0000	0.0000		
9/25/2001	22:43:56	506.7230	52.7400	9.0770		506.7230	0.0020	-0.0020		
9/25/2001	22:44:56	507.7230	52.7400	9.0750		507.7230	0.0000	0.0000		
9/25/2001	22:45:56	508.7230	52.7600	9.0790		508.7230	0.0040	-0.0040		
9/25/2001	22:46:56	509.7230	52.7400	9.0750		509.7230	0.0000	0.0000		
9/25/2001	22:47:56	510.7230	52.7600	9.0770		510.7230	0.0020	-0.0020		
9/25/2001	22:48:56	511.7230	52.7600	9.0770		511.7230	0.0020	-0.0020		
9/25/2001	22:49:56	512.7230	52.7600	9.0770		512.7230	0.0020	-0.0020		
9/25/2001	22:50:56	513.7230	52.7600	9.0770		513.7230	0.0020	-0.0020		
9/25/2001	22:51:56	514.7230	52.7600	9.0770		514.7230	0.0020	-0.0020		
9/25/2001	22:52:56	515.7230	52.7600	9.0770		515.7230	0.0020	-0.0020		
9/25/2001	22:53:56	516.7230	52.7400	9.0750		516.7230	0.0000	0.0000		
9/25/2001	22:54:56	517.7230	52.7600	9.0770		517.7230	0.0020	-0.0020		
9/25/2001	22:55:56	518.7230	52.7400	9.0750		518.7230	0.0000	0.0000		
9/25/2001	22:56:56	519.7230	52.7400	9.0750		519.7230	0.0000	0.0000		
9/25/2001	22:57:56	520.7230	52.7400	9.0750		520.7230	0.0000	0.0000		
9/25/2001	22:58:56	521.7230	52.7400	9.0750		521.7230	0.0000	0.0000		
9/25/2001	22:59:56	522.7230	52.7400	9.0750		522.7230	0.0000	0.0000		
9/25/2001	23:00:56	523.7230	52.7600	9.0770		523.7230	0.0020	-0.0020		
9/25/2001	23:01:56	524.7230	52.7400	9.0750		524.7230	0.0000	0.0000		
9/25/2001	23:02:56	525.7230	52.7600	9.0770		525.7230	0.0020	-0.0020		

9/25/2001	23:03:56	526.7230	52.7600	9.0770		526.7230	0.0020	-0.0020		
9/25/2001	23:04:56	527.7230	52.7300	9.0750		527.7230	0.0000	0.0000		
9/25/2001	23:05:56	528.7230	52.7400	9.0750		528.7230	0.0000	0.0000		
9/25/2001	23:06:56	529.7230	52.7800	9.0770		529.7230	0.0020	-0.0020		
9/25/2001	23:07:56	530.7230	52.7400	9.0750		530.7230	0.0000	0.0000		
9/25/2001	23:08:56	531.7230	52.7400	9.0750		531.7230	0.0000	0.0000		
9/25/2001	23:09:56	532.7230	52.7400	9.0750		532.7230	0.0000	0.0000		
9/25/2001	23:10:56	533.7230	52.7600	9.0750		533.7230	0.0000	0.0000		
9/25/2001	23:11:56	534.7230	52.7600	9.0770		534.7230	0.0020	-0.0020		
9/25/2001	23:12:56	535.7230	52.7400	9.0750		535.7230	0.0000	0.0000		
9/25/2001	23:13:56	536.7230	52.7700	9.0750		536.7230	0.0000	0.0000		
9/25/2001	23:14:56	537.7230	52.7600	9.0770		537.7230	0.0020	-0.0020		
9/25/2001	23:15:56	538.7230	52.7700	9.0750		538.7230	0.0000	0.0000		
9/25/2001	23:16:56	539.7230	52.7600	9.0770		539.7230	0.0020	-0.0020		
9/25/2001	23:17:56	540.7230	52.7400	9.0750		540.7230	0.0000	0.0000		
9/25/2001	23:18:56	541.7230	52.7600	9.0770		541.7230	0.0020	-0.0020		
9/25/2001	23:19:56	542.7230	52.7600	9.0770		542.7230	0.0020	-0.0020		
9/25/2001	23:20:56	543.7230	52.7600	9.0770		543.7230	0.0020	-0.0020		
9/25/2001	23:21:56	544.7230	52.7600	9.0770		544.7230	0.0020	-0.0020		
9/25/2001	23:22:56	545.7230	52.7300	9.0750		545.7230	0.0000	0.0000		
9/25/2001	23:23:56	546.7230	52.7600	9.0750		546.7230	0.0000	0.0000		
9/25/2001	23:24:56	547.7230	52.7600	9.0770		547.7230	0.0020	-0.0020		
9/25/2001	23:25:56	548.7230	52.7400	9.0750		548.7230	0.0000	0.0000		
9/25/2001	23:26:56	549.7230	52.7300	9.0750		549.7230	0.0000	0.0000		
9/25/2001	23:27:56	550.7230	52.7600	9.0770		550.7230	0.0020	-0.0020		
9/25/2001	23:28:56	551.7230	52.7400	9.0750		551.7230	0.0000	0.0000		
9/25/2001	23:29:56	552.7230	52.7300	9.0750		552.7230	0.0000	0.0000		
9/25/2001	23:30:56	553.7230	52.7400	9.0750		553.7230	0.0000	0.0000		
9/25/2001	23:31:56	554.7230	52.7600	9.0770		554.7230	0.0020	-0.0020		
9/25/2001	23:32:56	555.7230	52.7400	9.0730		555.7230	-0.0020	0.0020		
9/25/2001	23:33:56	556.7230	52.7400	9.0730		556.7230	-0.0020	0.0020		
9/25/2001	23:34:56	557.7230	52.7600	9.0750		557.7230	0.0000	0.0000		
9/25/2001	23:35:56	558.7230	52.7600	9.0750		558.7230	0.0000	0.0000		
9/25/2001	23:36:56	559.7230	52.7600	9.0750		559.7230	0.0000	0.0000		
9/25/2001	23:37:56	560.7230	52.7600	9.0750		560.7230	0.0000	0.0000		
9/25/2001	23:38:56	561.7230	52.7300	9.0730		561.7230	-0.0020	0.0020		
9/25/2001	23:39:56	562.7230	52.7700	9.0750		562.7230	0.0000	0.0000		
9/25/2001	23:40:56	563.7230	52.7800	9.0750		563.7230	0.0000	0.0000		
9/25/2001	23:41:56	564.7230	52.7600	9.0750		564.7230	0.0000	0.0000		
9/25/2001	23:42:56	565.7230	52.7400	9.0730		565.7230	-0.0020	0.0020		
9/25/2001	23:43:56	566.7230	52.7400	9.0730		566.7230	-0.0020	0.0020		
9/25/2001	23:44:56	567.7230	52.7600	9.0770		567.7230	0.0020	-0.0020		
9/25/2001	23:45:56	568.7230	52.7600	9.0770		568.7230	0.0020	-0.0020		
9/25/2001	23:46:56	569.7230	52.7400	9.0750		569.7230	0.0000	0.0000		
9/25/2001	23:47:56	570.7230	52.7600	9.0750		570.7230	0.0000	0.0000		
9/25/2001	23:48:56	571.7230	52.7400	9.0730		571.7230	-0.0020	0.0020		
9/25/2001	23:49:56	572.7230	52.7400	9.0750		572.7230	0.0000	0.0000		
9/25/2001	23:50:56	573.7230	52.7600	9.0750		573.7230	0.0000	0.0000		
9/25/2001	23:51:56	574.7230	52.7600	9.0750		574.7230	0.0000	0.0000		
9/25/2001	23:52:56	575.7230	52.7600	9.0750		575.7230	0.0000	0.0000		
9/25/2001	23:53:56	576.7230	52.7400	9.0750		576.7230	0.0000	0.0000		
9/25/2001	23:54:56	577.7230	52.7400	9.0730		577.7230	-0.0020	0.0020		
9/25/2001	23:55:56	578.7230	52.7600	9.0750		578.7230	0.0000	0.0000		
9/25/2001	23:56:56	579.7230	52.7800	9.0750		579.7230	0.0000	0.0000		
9/25/2001	23:57:56	580.7230	52.7400	9.0730		580.7230	-0.0020	0.0020		
9/25/2001	23:58:56	581.7230	52.7600	9.0750		581.7230	0.0000	0.0000		
9/25/2001	23:59:56	582.7230	52.7700	9.0750		582.7230	0.0000	0.0000		
9/26/2001	0:00:56	583.7230	52.7700	9.0750		583.7230	0.0000	0.0000		
9/26/2001	0:01:56	584.7230	52.7600	9.0750		584.7230	0.0000	0.0000		
9/26/2001	0:02:56	585.7230	52.7900	9.0750		585.7230	0.0000	0.0000		
9/26/2001	0:03:56	586.7230	52.7600	9.0770		586.7230	0.0020	-0.0020		
9/26/2001	0:04:56	587.7230	52.7600	9.0750		587.7230	0.0000	0.0000		
9/26/2001	0:05:56	588.7230	52.7700	9.0750		588.7230	0.0000	0.0000		

9/26/2001	0:06:56	589.7230	52.7600	9.0770		589.7230	0.0020	-0.0020		
9/26/2001	0:07:56	590.7230	52.7800	9.0750		590.7230	0.0000	0.0000		
9/26/2001	0:08:56	591.7230	52.7600	9.0750		591.7230	0.0000	0.0000		
9/26/2001	0:09:56	592.7230	52.7400	9.0730		592.7230	-0.0020	0.0020		
9/26/2001	0:10:56	593.7230	52.7400	9.0750		593.7230	0.0000	0.0000		
9/26/2001	0:11:56	594.7230	52.7800	9.0770		594.7230	0.0020	-0.0020		
9/26/2001	0:12:56	595.7230	52.7600	9.0770		595.7230	0.0020	-0.0020		
9/26/2001	0:13:56	596.7230	52.7800	9.0770		596.7230	0.0020	-0.0020		
9/26/2001	0:14:56	597.7230	52.7600	9.0750		597.7230	0.0000	0.0000		
9/26/2001	0:15:56	598.7230	52.7400	9.0730		598.7230	-0.0020	0.0020		
9/26/2001	0:16:56	599.7230	52.7400	9.0750		599.7230	0.0000	0.0000		
9/26/2001	0:17:56	600.7230	52.7400	9.0730		600.7230	-0.0020	0.0020		
9/26/2001	0:18:56	601.7230	52.7400	9.0730		601.7230	-0.0020	0.0020		
9/26/2001	0:19:56	602.7230	52.7800	9.0770		602.7230	0.0020	-0.0020		
9/26/2001	0:20:56	603.7230	52.7300	9.0730		603.7230	-0.0020	0.0020		
9/26/2001	0:21:56	604.7230	52.7300	9.0750		604.7230	0.0000	0.0000		
9/26/2001	0:22:56	605.7230	52.7300	9.0730		605.7230	-0.0020	0.0020		
9/26/2001	0:23:56	606.7230	52.7700	9.0730		606.7230	-0.0020	0.0020		
9/26/2001	0:24:56	607.7230	52.7700	9.0750		607.7230	0.0000	0.0000		
9/26/2001	0:25:56	608.7230	52.7600	9.0750		608.7230	0.0000	0.0000		
9/26/2001	0:26:56	609.7230	52.7700	9.0750		609.7230	0.0000	0.0000		
9/26/2001	0:27:56	610.7230	52.7600	9.0750		610.7230	0.0000	0.0000		
9/26/2001	0:28:56	611.7230	52.7000	9.0700		611.7230	-0.0050	0.0050		
9/26/2001	0:29:56	612.7230	52.7600	9.0770		612.7230	0.0020	-0.0020		
9/26/2001	0:30:56	613.7230	52.7700	9.0730		613.7230	-0.0020	0.0020		
9/26/2001	0:31:56	614.7230	52.7400	9.0750		614.7230	0.0000	0.0000		
9/26/2001	0:32:56	615.7230	52.7600	9.0730		615.7230	-0.0020	0.0020		
9/26/2001	0:33:56	616.7230	52.7600	9.0750		616.7230	0.0000	0.0000		
9/26/2001	0:34:56	617.7230	52.7600	9.0750		617.7230	0.0000	0.0000		
9/26/2001	0:35:56	618.7230	52.7700	9.0750		618.7230	0.0000	0.0000		
9/26/2001	0:36:56	619.7230	52.7700	9.0730		619.7230	-0.0020	0.0020		
9/26/2001	0:37:56	620.7230	52.7700	9.0750		620.7230	0.0000	0.0000		
9/26/2001	0:38:56	621.7230	52.7600	9.0750		621.7230	0.0000	0.0000		
9/26/2001	0:39:56	622.7230	52.7600	9.0750		622.7230	0.0000	0.0000		
9/26/2001	0:40:56	623.7230	52.7700	9.0730		623.7230	-0.0020	0.0020		
9/26/2001	0:41:56	624.7230	52.7600	9.0750		624.7230	0.0000	0.0000		
9/26/2001	0:42:56	625.7230	52.7600	9.0730		625.7230	-0.0020	0.0020		
9/26/2001	0:43:56	626.7230	52.7700	9.0730		626.7230	-0.0020	0.0020		
9/26/2001	0:44:56	627.7230	52.7900	9.0750		627.7230	0.0000	0.0000		
9/26/2001	0:45:56	628.7230	52.7600	9.0770		628.7230	0.0020	-0.0020		
9/26/2001	0:46:56	629.7230	52.7600	9.0750		629.7230	0.0000	0.0000		
9/26/2001	0:47:56	630.7230	52.7600	9.0750		630.7230	0.0000	0.0000		
9/26/2001	0:48:56	631.7230	52.7600	9.0730		631.7230	-0.0020	0.0020		
9/26/2001	0:49:56	632.7230	52.7900	9.0730		632.7230	-0.0020	0.0020		
9/26/2001	0:50:56	633.7230	52.7700	9.0730		633.7230	-0.0020	0.0020		
9/26/2001	0:51:56	634.7230	52.7700	9.0730		634.7230	-0.0020	0.0020		
9/26/2001	0:52:56	635.7230	52.7600	9.0750		635.7230	0.0000	0.0000		
9/26/2001	0:53:56	636.7230	52.7600	9.0750		636.7230	0.0000	0.0000		
9/26/2001	0:54:56	637.7230	52.7700	9.0730		637.7230	-0.0020	0.0020		
9/26/2001	0:55:56	638.7230	52.7600	9.0750		638.7230	0.0000	0.0000		
9/26/2001	0:56:56	639.7230	52.7700	9.0730		639.7230	-0.0020	0.0020		
9/26/2001	0:57:56	640.7230	52.7400	9.0730		640.7230	-0.0020	0.0020		
9/26/2001	0:58:56	641.7230	52.7200	9.0730		641.7230	-0.0020	0.0020		
9/26/2001	0:59:56	642.7230	52.7600	9.0750		642.7230	0.0000	0.0000		
9/26/2001	1:00:56	643.7230	52.7700	9.0730		643.7230	-0.0020	0.0020		
9/26/2001	1:01:56	644.7230	52.7600	9.0750		644.7230	0.0000	0.0000		
9/26/2001	1:02:56	645.7230	52.7600	9.0770		645.7230	0.0020	-0.0020		
9/26/2001	1:03:56	646.7230	52.7700	9.0700		646.7230	-0.0050	0.0050		
9/26/2001	1:04:56	647.7230	52.7600	9.0750		647.7230	0.0000	0.0000		
9/26/2001	1:05:56	648.7230	52.7100	9.0730		648.7230	-0.0020	0.0020		
9/26/2001	1:06:56	649.7230	52.7100	9.0730		649.7230	-0.0020	0.0020		
9/26/2001	1:07:56	650.7230	52.7200	9.0700		650.7230	-0.0050	0.0050		
9/26/2001	1:08:56	651.7230	52.7400	9.0730		651.7230	-0.0020	0.0020		

9/26/2001	1:09:56	652.7230	52.7800	9.0750		652.7230	0.0000	0.0000		
9/26/2001	1:10:56	653.7230	52.7400	9.0730		653.7230	-0.0020	0.0020		
9/26/2001	1:11:56	654.7230	52.7600	9.0750		654.7230	0.0000	0.0000		
9/26/2001	1:12:56	655.7230	52.7400	9.0730		655.7230	-0.0020	0.0020		
9/26/2001	1:13:56	656.7230	52.7900	9.0730		656.7230	-0.0020	0.0020		
9/26/2001	1:14:56	657.7230	52.7700	9.0700		657.7230	-0.0050	0.0050		
9/26/2001	1:15:56	658.7230	52.7700	9.0730		658.7230	-0.0020	0.0020		
9/26/2001	1:16:56	659.7230	52.7600	9.0750		659.7230	0.0000	0.0000		
9/26/2001	1:17:56	660.7230	52.7600	9.0750		660.7230	0.0000	0.0000		
9/26/2001	1:18:56	661.7230	52.7600	9.0730		661.7230	-0.0020	0.0020		
9/26/2001	1:19:56	662.7230	52.7200	9.0730		662.7230	-0.0020	0.0020		
9/26/2001	1:20:56	663.7230	52.7400	9.0730		663.7230	-0.0020	0.0020		
9/26/2001	1:21:56	664.7230	52.7400	9.0730		664.7230	-0.0020	0.0020		
9/26/2001	1:22:56	665.7230	52.7300	9.0700		665.7230	-0.0050	0.0050		
9/26/2001	1:23:56	666.7230	52.7200	9.0700		666.7230	-0.0050	0.0050		
9/26/2001	1:24:56	667.7230	52.7700	9.0730		667.7230	-0.0020	0.0020		
9/26/2001	1:25:56	668.7230	52.7600	9.0730		668.7230	-0.0020	0.0020		
9/26/2001	1:26:56	669.7230	52.7600	9.0730		669.7230	-0.0020	0.0020		
9/26/2001	1:27:56	670.7230	52.7700	9.0750		670.7230	0.0000	0.0000		
9/26/2001	1:28:56	671.7230	52.7800	9.0700		671.7230	-0.0050	0.0050		
9/26/2001	1:29:56	672.7230	52.7600	9.0750		672.7230	0.0000	0.0000		
9/26/2001	1:30:56	673.7230	52.7600	9.0730		673.7230	-0.0020	0.0020		
9/26/2001	1:31:56	674.7230	52.7300	9.0730		674.7230	-0.0020	0.0020		
9/26/2001	1:32:56	675.7230	52.7700	9.0730		675.7230	-0.0020	0.0020		
9/26/2001	1:33:56	676.7230	52.7600	9.0770		676.7230	0.0020	-0.0020		
9/26/2001	1:34:56	677.7230	52.7600	9.0730		677.7230	-0.0020	0.0020		
9/26/2001	1:35:56	678.7230	52.7600	9.0750		678.7230	0.0000	0.0000		
9/26/2001	1:36:56	679.7230	52.7700	9.0730		679.7230	-0.0020	0.0020		
9/26/2001	1:37:56	680.7230	52.7900	9.0750		680.7230	0.0000	0.0000		
9/26/2001	1:38:56	681.7230	52.7700	9.0730		681.7230	-0.0020	0.0020		
9/26/2001	1:39:56	682.7230	52.7700	9.0730		682.7230	-0.0020	0.0020		
9/26/2001	1:40:56	683.7230	52.7400	9.0730		683.7230	-0.0020	0.0020		
9/26/2001	1:41:56	684.7230	52.7700	9.0730		684.7230	-0.0020	0.0020		
9/26/2001	1:42:56	685.7230	52.7600	9.0750		685.7230	0.0000	0.0000		
9/26/2001	1:43:56	686.7230	52.7600	9.0730		686.7230	-0.0020	0.0020		
9/26/2001	1:44:56	687.7230	52.7900	9.0750		687.7230	0.0000	0.0000		
9/26/2001	1:45:56	688.7230	52.7700	9.0730		688.7230	-0.0020	0.0020		
9/26/2001	1:46:56	689.7230	52.7600	9.0730		689.7230	-0.0020	0.0020		
9/26/2001	1:47:56	690.7230	52.7700	9.0700		690.7230	-0.0050	0.0050		
9/26/2001	1:48:56	691.7230	52.7600	9.0700		691.7230	-0.0050	0.0050		
9/26/2001	1:49:56	692.7230	52.7900	9.0730		692.7230	-0.0020	0.0020		
9/26/2001	1:50:56	693.7230	52.7600	9.0730		693.7230	-0.0020	0.0020		
9/26/2001	1:51:56	694.7230	52.7400	9.0730		694.7230	-0.0020	0.0020		
9/26/2001	1:52:56	695.7230	52.7600	9.0750		695.7230	0.0000	0.0000		
9/26/2001	1:53:56	696.7230	52.7900	9.0730		696.7230	-0.0020	0.0020		
9/26/2001	1:54:56	697.7230	52.7600	9.0750		697.7230	0.0000	0.0000		
9/26/2001	1:55:56	698.7230	52.7600	9.0730		698.7230	-0.0020	0.0020		
9/26/2001	1:56:56	699.7230	52.7600	9.0730		699.7230	-0.0020	0.0020		
9/26/2001	1:57:56	700.7230	52.7600	9.0750		700.7230	0.0000	0.0000		
9/26/2001	1:58:56	701.7230	52.7600	9.0750		701.7230	0.0000	0.0000		
9/26/2001	1:59:56	702.7230	52.7600	9.0750		702.7230	0.0000	0.0000		
9/26/2001	2:00:56	703.7230	52.7700	9.0730		703.7230	-0.0020	0.0020		
9/26/2001	2:01:56	704.7230	52.7600	9.0750		704.7230	0.0000	0.0000		
9/26/2001	2:02:56	705.7230	52.7600	9.0730		705.7230	-0.0020	0.0020		
9/26/2001	2:03:56	706.7230	52.7600	9.0730		706.7230	-0.0020	0.0020		
9/26/2001	2:04:56	707.7230	52.7700	9.0700		707.7230	-0.0050	0.0050		
9/26/2001	2:05:56	708.7230	52.7700	9.0730		708.7230	-0.0020	0.0020		
9/26/2001	2:06:56	709.7230	52.7600	9.0750		709.7230	0.0000	0.0000		
9/26/2001	2:07:56	710.7230	52.7600	9.0770		710.7230	0.0020	-0.0020		
9/26/2001	2:08:56	711.7230	52.7400	9.0730		711.7230	-0.0020	0.0020		
9/26/2001	2:09:56	712.7230	52.7600	9.0750		712.7230	0.0000	0.0000		
9/26/2001	2:10:56	713.7230	52.7600	9.0730		713.7230	-0.0020	0.0020		
9/26/2001	2:11:56	714.7230	52.7700	9.0730		714.7230	-0.0020	0.0020		

9/26/2001	2:12:56	715.7230	52.7700	9.0730		715.7230	-0.0020	0.0020		
9/26/2001	2:13:56	716.7230	52.7600	9.0750		716.7230	0.0000	0.0000		
9/26/2001	2:14:56	717.7230	52.7700	9.0700		717.7230	-0.0050	0.0050		
9/26/2001	2:15:56	718.7230	52.7700	9.0730		718.7230	-0.0020	0.0020		
9/26/2001	2:16:56	719.7230	52.7700	9.0730		719.7230	-0.0020	0.0020		
9/26/2001	2:17:56	720.7230	52.7600	9.0730		720.7230	-0.0020	0.0020		
9/26/2001	2:18:56	721.7230	52.7700	9.0730		721.7230	-0.0020	0.0020		
9/26/2001	2:19:56	722.7230	52.7600	9.0730		722.7230	-0.0020	0.0020		
9/26/2001	2:20:56	723.7230	52.7600	9.0770		723.7230	0.0020	-0.0020		
9/26/2001	2:21:56	724.7230	52.7700	9.0730		724.7230	-0.0020	0.0020		
9/26/2001	2:22:56	725.7230	52.7600	9.0700		725.7230	-0.0050	0.0050		
9/26/2001	2:23:56	726.7230	52.7700	9.0750		726.7230	0.0000	0.0000		
9/26/2001	2:24:56	727.7230	52.7400	9.0730		727.7230	-0.0020	0.0020		
9/26/2001	2:25:56	728.7230	52.7600	9.0750		728.7230	0.0000	0.0000		
9/26/2001	2:26:56	729.7230	52.7700	9.0730		729.7230	-0.0020	0.0020		
9/26/2001	2:27:56	730.7230	52.7600	9.0730		730.7230	-0.0020	0.0020		
9/26/2001	2:28:56	731.7230	52.7700	9.0730		731.7230	-0.0020	0.0020		
9/26/2001	2:29:56	732.7230	52.7600	9.0730		732.7230	-0.0020	0.0020		
9/26/2001	2:30:56	733.7230	52.7700	9.0730		733.7230	-0.0020	0.0020		
9/26/2001	2:31:56	734.7230	52.7600	9.0730		734.7230	-0.0020	0.0020		
9/26/2001	2:32:56	735.7230	52.7700	9.0730		735.7230	-0.0020	0.0020		
9/26/2001	2:33:56	736.7230	52.7700	9.0730		736.7230	-0.0020	0.0020		
9/26/2001	2:34:56	737.7230	52.7700	9.0730		737.7230	-0.0020	0.0020		
9/26/2001	2:35:56	738.7230	52.7800	9.0730		738.7230	-0.0020	0.0020		
9/26/2001	2:36:56	739.7230	52.7700	9.0730		739.7230	-0.0020	0.0020		
9/26/2001	2:37:56	740.7230	52.7600	9.0730		740.7230	-0.0020	0.0020		
9/26/2001	2:38:56	741.7230	52.7600	9.0730		741.7230	-0.0020	0.0020		
9/26/2001	2:39:56	742.7230	52.7600	9.0730		742.7230	-0.0020	0.0020		
9/26/2001	2:40:56	743.7230	52.7600	9.0730		743.7230	-0.0020	0.0020		
9/26/2001	2:41:56	744.7230	52.7400	9.0730		744.7230	-0.0020	0.0020		
9/26/2001	2:42:56	745.7230	52.7400	9.0730		745.7230	-0.0020	0.0020		
9/26/2001	2:43:56	746.7230	52.7300	9.0750		746.7230	0.0000	0.0000		
9/26/2001	2:44:56	747.7230	52.7400	9.0730		747.7230	-0.0020	0.0020		
9/26/2001	2:45:56	748.7230	52.7300	9.0680		748.7230	-0.0070	0.0070		
9/26/2001	2:46:56	749.7230	52.7600	9.0750		749.7230	0.0000	0.0000		
9/26/2001	2:47:56	750.7230	52.7400	9.0730		750.7230	-0.0020	0.0020		
9/26/2001	2:48:56	751.7230	52.7400	9.0730		751.7230	-0.0020	0.0020		
9/26/2001	2:49:56	752.7230	52.7600	9.0770		752.7230	0.0020	-0.0020		
9/26/2001	2:50:56	753.7230	52.7700	9.0700		753.7230	-0.0050	0.0050		
9/26/2001	2:51:56	754.7230	52.7600	9.0750		754.7230	0.0000	0.0000		
9/26/2001	2:52:56	755.7230	52.7700	9.0730		755.7230	-0.0020	0.0020		
9/26/2001	2:53:56	756.7230	52.7800	9.0730		756.7230	-0.0020	0.0020		
9/26/2001	2:54:56	757.7230	52.7700	9.0730		757.7230	-0.0020	0.0020		
9/26/2001	2:55:56	758.7230	52.7600	9.0750		758.7230	0.0000	0.0000		
9/26/2001	2:56:56	759.7230	52.7700	9.0730		759.7230	-0.0020	0.0020		
9/26/2001	2:57:56	760.7230	52.7600	9.0750		760.7230	0.0000	0.0000		
9/26/2001	2:58:56	761.7230	52.7700	9.0730		761.7230	-0.0020	0.0020		
9/26/2001	2:59:56	762.7230	52.7700	9.0750		762.7230	0.0000	0.0000		
9/26/2001	3:00:56	763.7230	52.7700	9.0730		763.7230	-0.0020	0.0020		
9/26/2001	3:01:56	764.7230	52.7600	9.0770		764.7230	0.0020	-0.0020		
9/26/2001	3:02:56	765.7230	52.7800	9.0730		765.7230	-0.0020	0.0020		
9/26/2001	3:03:56	766.7230	52.7700	9.0730		766.7230	-0.0020	0.0020		
9/26/2001	3:04:56	767.7230	52.7700	9.0730		767.7230	-0.0020	0.0020		
9/26/2001	3:05:56	768.7230	52.7800	9.0750		768.7230	0.0000	0.0000		
9/26/2001	3:06:56	769.7230	52.7600	9.0770		769.7230	0.0020	-0.0020		
9/26/2001	3:07:56	770.7230	52.7600	9.0730		770.7230	-0.0020	0.0020		
9/26/2001	3:08:56	771.7230	52.7600	9.0730		771.7230	-0.0020	0.0020		
9/26/2001	3:09:56	772.7230	52.7900	9.0750		772.7230	0.0000	0.0000		
9/26/2001	3:10:56	773.7230	52.7400	9.0750		773.7230	0.0000	0.0000		
9/26/2001	3:11:56	774.7230	52.7700	9.0730		774.7230	-0.0020	0.0020		
9/26/2001	3:12:56	775.7230	52.7600	9.0770		775.7230	0.0020	-0.0020		
9/26/2001	3:13:56	776.7230	52.7400	9.0750		776.7230	0.0000	0.0000		
9/26/2001	3:14:56	777.7230	52.7600	9.0750		777.7230	0.0000	0.0000		

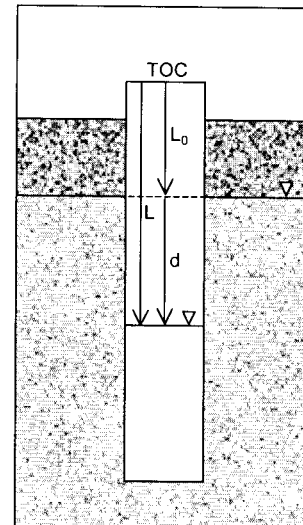
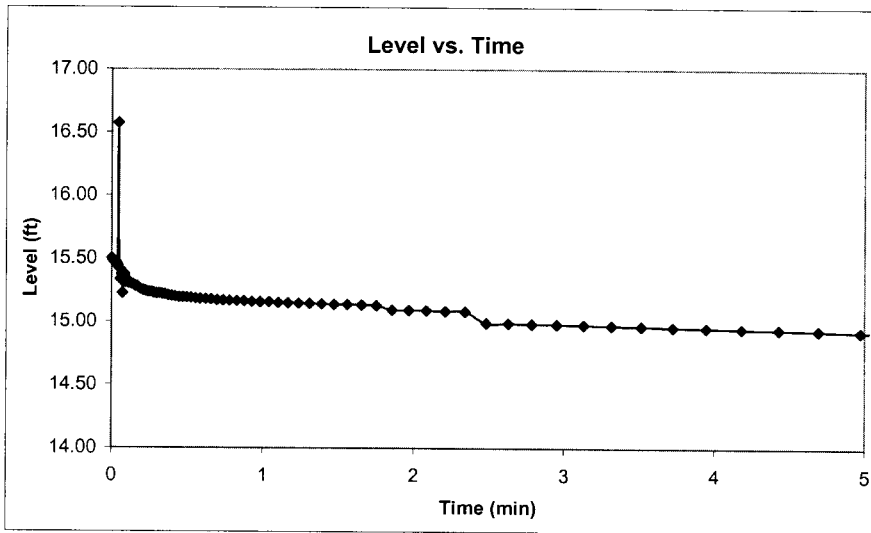
9/26/2001	3:15:56	778.7230	52.7600	9.0750		778.7230	0.0000	0.0000		
9/26/2001	3:16:56	779.7230	52.7900	9.0750		779.7230	0.0000	0.0000		
9/26/2001	3:17:56	780.7230	52.7700	9.0730		780.7230	-0.0020	0.0020		
9/26/2001	3:18:56	781.7230	52.7600	9.0730		781.7230	-0.0020	0.0020		
9/26/2001	3:19:56	782.7230	52.7600	9.0750		782.7230	0.0000	0.0000		
9/26/2001	3:20:56	783.7230	52.7900	9.0750		783.7230	0.0000	0.0000		
9/26/2001	3:21:56	784.7230	52.7700	9.0730		784.7230	-0.0020	0.0020		
9/26/2001	3:22:56	785.7230	52.7200	9.0730		785.7230	-0.0020	0.0020		
9/26/2001	3:23:56	786.7230	52.7600	9.0750		786.7230	0.0000	0.0000		
9/26/2001	3:24:56	787.7230	52.7600	9.0750		787.7230	0.0000	0.0000		
9/26/2001	3:25:56	788.7230	52.7700	9.0730		788.7230	-0.0020	0.0020		
9/26/2001	3:26:56	789.7230	52.7700	9.0730		789.7230	-0.0020	0.0020		
9/26/2001	3:27:56	790.7230	52.7800	9.0750		790.7230	0.0000	0.0000		
9/26/2001	3:28:56	791.7230	52.7600	9.0770		791.7230	0.0020	-0.0020		
9/26/2001	3:29:56	792.7230	52.7100	9.0730		792.7230	-0.0020	0.0020		
9/26/2001	3:30:56	793.7230	52.7700	9.0730		793.7230	-0.0020	0.0020		
9/26/2001	3:31:56	794.7230	52.7700	9.0750		794.7230	0.0000	0.0000		
9/26/2001	3:32:56	795.7230	52.7800	9.0770		795.7230	0.0020	-0.0020		
9/26/2001	3:33:56	796.7230	52.7600	9.0770		796.7230	0.0020	-0.0020		
9/26/2001	3:34:56	797.7230	52.7600	9.0750		797.7230	0.0000	0.0000		
9/26/2001	3:35:56	798.7230	52.7600	9.0730		798.7230	-0.0020	0.0020		
9/26/2001	3:36:56	799.7230	52.7700	9.0750		799.7230	0.0000	0.0000		
9/26/2001	3:37:56	800.7230	52.7700	9.0730		800.7230	-0.0020	0.0020		
9/26/2001	3:38:56	801.7230	52.7700	9.0750		801.7230	0.0000	0.0000		
9/26/2001	3:39:56	802.7230	52.7700	9.0750		802.7230	0.0000	0.0000		
9/26/2001	3:40:56	803.7230	52.7600	9.0770		803.7230	0.0020	-0.0020		
9/26/2001	3:41:56	804.7230	52.7800	9.0750		804.7230	0.0000	0.0000		
9/26/2001	3:42:56	805.7230	52.7600	9.0750		805.7230	0.0000	0.0000		
9/26/2001	3:43:56	806.7230	52.7700	9.0730		806.7230	-0.0020	0.0020		
9/26/2001	3:44:56	807.7230	52.7800	9.0770		807.7230	0.0020	-0.0020		
9/26/2001	3:45:56	808.7230	52.7700	9.0750		808.7230	0.0000	0.0000		
9/26/2001	3:46:56	809.7230	52.7700	9.0750		809.7230	0.0000	0.0000		
9/26/2001	3:47:56	810.7230	52.7700	9.0750		810.7230	0.0000	0.0000		
9/26/2001	3:48:56	811.7230	52.7800	9.0750		811.7230	0.0000	0.0000		
9/26/2001	3:49:56	812.7230	52.7900	9.0750		812.7230	0.0000	0.0000		
9/26/2001	3:50:56	813.7230	52.7700	9.0730		813.7230	-0.0020	0.0020		
9/26/2001	3:51:56	814.7230	52.7800	9.0790		814.7230	0.0040	-0.0040		
9/26/2001	3:52:56	815.7230	52.7600	9.0750		815.7230	0.0000	0.0000		
9/26/2001	3:53:56	816.7230	52.7800	9.0750		816.7230	0.0000	0.0000		
9/26/2001	3:54:56	817.7230	52.7600	9.0770		817.7230	0.0020	-0.0020		
9/26/2001	3:55:56	818.7230	52.7700	9.0750		818.7230	0.0000	0.0000		
9/26/2001	3:56:56	819.7230	52.7700	9.0750		819.7230	0.0000	0.0000		
9/26/2001	3:57:56	820.7230	52.7700	9.0750		820.7230	0.0000	0.0000		
9/26/2001	3:58:56	821.7230	52.7900	9.0750		821.7230	0.0000	0.0000		
9/26/2001	3:59:56	822.7230	52.8000	9.0750		822.7230	0.0000	0.0000		
9/26/2001	4:00:56	823.7230	52.7600	9.0750		823.7230	0.0000	0.0000		
9/26/2001	4:01:56	824.7230	52.7800	9.0750		824.7230	0.0000	0.0000		
9/26/2001	4:02:56	825.7230	52.7700	9.0750		825.7230	0.0000	0.0000		
9/26/2001	4:03:56	826.7230	52.7700	9.0730		826.7230	-0.0020	0.0020		
9/26/2001	4:04:56	827.7230	52.7600	9.0750		827.7230	0.0000	0.0000		
9/26/2001	4:05:56	828.7230	52.7700	9.0750		828.7230	0.0000	0.0000		
9/26/2001	4:06:56	829.7230	52.7600	9.0750		829.7230	0.0000	0.0000		
9/26/2001	4:07:56	830.7230	52.7700	9.0750		830.7230	0.0000	0.0000		
9/26/2001	4:08:56	831.7230	52.7700	9.0750		831.7230	0.0000	0.0000		
9/26/2001	4:09:56	832.7230	52.8000	9.0750		832.7230	0.0000	0.0000		
9/26/2001	4:10:56	833.7230	52.7700	9.0750		833.7230	0.0000	0.0000		
9/26/2001	4:11:56	834.7230	52.7600	9.0750		834.7230	0.0000	0.0000		
9/26/2001	4:12:56	835.7230	52.7600	9.0770		835.7230	0.0020	-0.0020		
9/26/2001	4:13:56	836.7230	52.7600	9.0770		836.7230	0.0020	-0.0020		
9/26/2001	4:14:56	837.7230	52.7600	9.0750		837.7230	0.0000	0.0000		
9/26/2001	4:15:56	838.7230	52.7900	9.0770		838.7230	0.0020	-0.0020		
9/26/2001	4:16:56	839.7230	52.7600	9.0770		839.7230	0.0020	-0.0020		
9/26/2001	4:17:56	840.7230	52.7700	9.0750		840.7230	0.0000	0.0000		

9/26/2001	4:18:56	841.7230	52.7700	9.0750		841.7230	0.0000	0.0000		
9/26/2001	4:19:56	842.7230	52.7600	9.0770		842.7230	0.0020	-0.0020		
9/26/2001	4:20:56	843.7230	52.7600	9.0770		843.7230	0.0020	-0.0020		
9/26/2001	4:21:56	844.7230	52.7700	9.0750		844.7230	0.0000	0.0000		
9/26/2001	4:22:56	845.7230	52.7900	9.0770		845.7230	0.0020	-0.0020		
9/26/2001	4:23:56	846.7230	52.7700	9.0730		846.7230	-0.0020	0.0020		
9/26/2001	4:24:56	847.7230	52.7700	9.0750		847.7230	0.0000	0.0000		
9/26/2001	4:25:56	848.7230	52.7700	9.0750		848.7230	0.0000	0.0000		
9/26/2001	4:26:56	849.7230	52.7700	9.0750		849.7230	0.0000	0.0000		
9/26/2001	4:27:56	850.7230	52.7600	9.0770		850.7230	0.0020	-0.0020		
9/26/2001	4:28:56	851.7230	52.7700	9.0750		851.7230	0.0000	0.0000		
9/26/2001	4:29:56	852.7230	52.7600	9.0750		852.7230	0.0000	0.0000		
9/26/2001	4:30:56	853.7230	52.7600	9.0750		853.7230	0.0000	0.0000		
9/26/2001	4:31:56	854.7230	52.7600	9.0750		854.7230	0.0000	0.0000		
9/26/2001	4:32:56	855.7230	52.7600	9.0750		855.7230	0.0000	0.0000		
9/26/2001	4:33:56	856.7230	52.7600	9.0770		856.7230	0.0020	-0.0020		
9/26/2001	4:34:56	857.7230	52.7600	9.0750		857.7230	0.0000	0.0000		
9/26/2001	4:35:56	858.7230	52.7600	9.0770		858.7230	0.0020	-0.0020		
9/26/2001	4:36:56	859.7230	52.7600	9.0770		859.7230	0.0020	-0.0020		
9/26/2001	4:37:56	860.7230	52.7600	9.0750		860.7230	0.0000	0.0000		
9/26/2001	4:38:56	861.7230	52.7400	9.0730		861.7230	-0.0020	0.0020		
9/26/2001	4:39:56	862.7230	52.7700	9.0770		862.7230	0.0020	-0.0020		
9/26/2001	4:40:56	863.7230	52.7600	9.0750		863.7230	0.0000	0.0000		
9/26/2001	4:41:56	864.7230	52.7700	9.0770		864.7230	0.0020	-0.0020		
9/26/2001	4:42:56	865.7230	52.7800	9.0770		865.7230	0.0020	-0.0020		
9/26/2001	4:43:56	866.7230	52.7700	9.0750		866.7230	0.0000	0.0000		
9/26/2001	4:44:56	867.7230	52.7700	9.0750		867.7230	0.0000	0.0000		
9/26/2001	4:45:56	868.7230	52.7700	9.0750		868.7230	0.0000	0.0000		
9/26/2001	4:46:56	869.7230	52.7800	9.0770		869.7230	0.0020	-0.0020		
9/26/2001	4:47:56	870.7230	52.7700	9.0750		870.7230	0.0000	0.0000		
9/26/2001	4:48:56	871.7230	52.7800	9.0770		871.7230	0.0020	-0.0020		
9/26/2001	4:49:56	872.7230	52.7800	9.0770		872.7230	0.0020	-0.0020		
9/26/2001	4:50:56	873.7230	52.7600	9.0770		873.7230	0.0020	-0.0020		
9/26/2001	4:51:56	874.7230	52.7700	9.0750		874.7230	0.0000	0.0000		
9/26/2001	4:52:56	875.7230	52.7700	9.0770		875.7230	0.0020	-0.0020		
9/26/2001	4:53:56	876.7230	52.7800	9.0750		876.7230	0.0000	0.0000		
9/26/2001	4:54:56	877.7230	52.7800	9.0770		877.7230	0.0020	-0.0020		
9/26/2001	4:55:56	878.7230	52.7300	9.0750		878.7230	0.0000	0.0000		
9/26/2001	4:56:56	879.7230	52.7700	9.0770		879.7230	0.0020	-0.0020		
9/26/2001	4:57:56	880.7230	52.7600	9.0770		880.7230	0.0020	-0.0020		
9/26/2001	4:58:56	881.7230	52.7800	9.0750		881.7230	0.0000	0.0000		
9/26/2001	4:59:56	882.7230	52.7800	9.0770		882.7230	0.0020	-0.0020		
9/26/2001	5:00:56	883.7230	52.7700	9.0750		883.7230	0.0000	0.0000		
9/26/2001	5:01:56	884.7230	52.7800	9.0770		884.7230	0.0020	-0.0020		
9/26/2001	5:02:56	885.7230	52.7600	9.0770		885.7230	0.0020	-0.0020		
9/26/2001	5:03:56	886.7230	52.7400	9.0750		886.7230	0.0000	0.0000		
9/26/2001	5:04:56	887.7230	52.7600	9.0750		887.7230	0.0000	0.0000		
9/26/2001	5:05:56	888.7230	52.7800	9.0770		888.7230	0.0020	-0.0020		
9/26/2001	5:06:56	889.7230	52.7600	9.0770		889.7230	0.0020	-0.0020		
9/26/2001	5:07:56	890.7230	52.7700	9.0770		890.7230	0.0020	-0.0020		
9/26/2001	5:08:56	891.7230	52.7400	9.0750		891.7230	0.0000	0.0000		
9/26/2001	5:09:56	892.7230	52.7400	9.0750		892.7230	0.0000	0.0000		
9/26/2001	5:10:56	893.7230	52.7600	9.0770		893.7230	0.0020	-0.0020		
9/26/2001	5:11:56	894.7230	52.7600	9.0790		894.7230	0.0040	-0.0040		
9/26/2001	5:12:56	895.7230	52.7600	9.0770		895.7230	0.0020	-0.0020		
9/26/2001	5:13:56	896.7230	52.7900	9.0750		896.7230	0.0000	0.0000		
9/26/2001	5:14:56	897.7230	52.7700	9.0770		897.7230	0.0020	-0.0020		
9/26/2001	5:15:56	898.7230	52.7900	9.0770		898.7230	0.0020	-0.0020		
9/26/2001	5:16:56	899.7230	52.7600	9.0770		899.7230	0.0020	-0.0020		
9/26/2001	5:17:56	900.7230	52.7800	9.0770		900.7230	0.0020	-0.0020		
9/26/2001	5:18:56	901.7230	52.7600	9.0770		901.7230	0.0020	-0.0020		
9/26/2001	5:19:56	902.7230	52.7700	9.0750		902.7230	0.0000	0.0000		
9/26/2001	5:20:56	903.7230	52.7700	9.0750		903.7230	0.0000	0.0000		

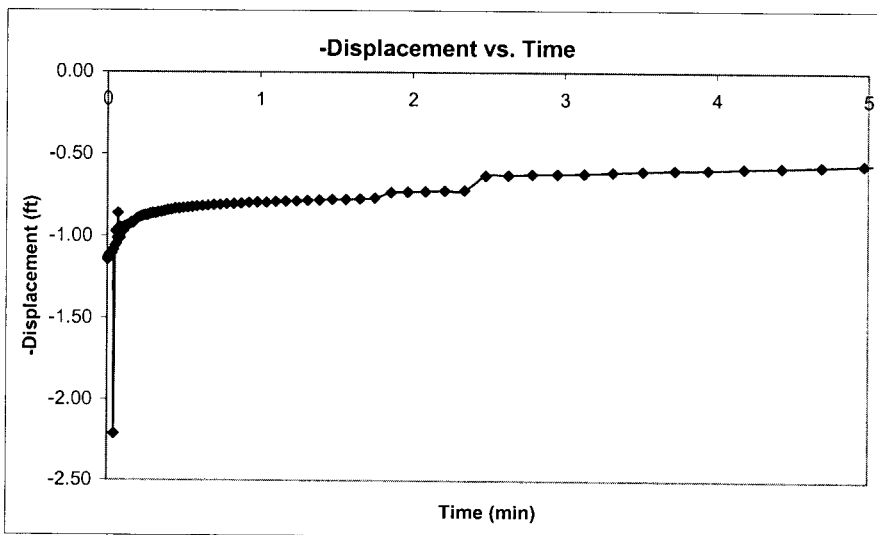
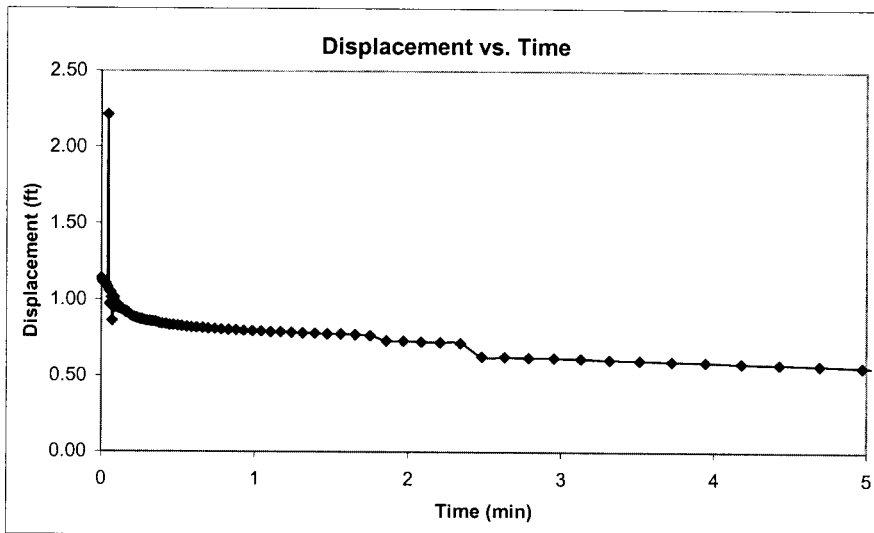
9/26/2001	5:21:56	904.7230	52.7600	9.0770		904.7230	0.0020	-0.0020		
9/26/2001	5:22:56	905.7230	52.7700	9.0750		905.7230	0.0000	0.0000		
9/26/2001	5:23:56	906.7230	52.7700	9.0750		906.7230	0.0000	0.0000		
9/26/2001	5:24:56	907.7230	52.8000	9.0750		907.7230	0.0000	0.0000		
9/26/2001	5:25:56	908.7230	52.7600	9.0770		908.7230	0.0020	-0.0020		
9/26/2001	5:26:56	909.7230	52.7900	9.0750		909.7230	0.0000	0.0000		
9/26/2001	5:27:56	910.7230	52.7700	9.0750		910.7230	0.0000	0.0000		
9/26/2001	5:28:56	911.7230	52.7600	9.0770		911.7230	0.0020	-0.0020		
9/26/2001	5:29:56	912.7230	52.7600	9.0750		912.7230	0.0000	0.0000		
9/26/2001	5:30:56	913.7230	52.7600	9.0750		913.7230	0.0000	0.0000		
9/26/2001	5:31:56	914.7230	52.7600	9.0750		914.7230	0.0000	0.0000		
9/26/2001	5:32:56	915.7230	52.7700	9.0750		915.7230	0.0000	0.0000		
9/26/2001	5:33:56	916.7230	52.7200	9.0750		916.7230	0.0000	0.0000		
9/26/2001	5:34:56	917.7230	52.7000	9.0750		917.7230	0.0000	0.0000		
9/26/2001	5:35:56	918.7230	52.7300	9.0730		918.7230	-0.0020	0.0020		
9/26/2001	5:36:56	919.7230	52.7600	9.0770		919.7230	0.0020	-0.0020		
9/26/2001	5:37:56	920.7230	52.7600	9.0770		920.7230	0.0020	-0.0020		
9/26/2001	5:38:56	921.7230	52.7600	9.0750		921.7230	0.0000	0.0000		
9/26/2001	5:39:56	922.7230	52.7400	9.0750		922.7230	0.0000	0.0000		
9/26/2001	5:40:56	923.7230	52.7600	9.0770		923.7230	0.0020	-0.0020		
9/26/2001	5:41:56	924.7230	52.7200	9.0730		924.7230	-0.0020	0.0020		
9/26/2001	5:42:56	925.7230	52.7400	9.0750		925.7230	0.0000	0.0000		
9/26/2001	5:43:56	926.7230	52.7600	9.0770		926.7230	0.0020	-0.0020		
9/26/2001	5:44:56	927.7230	52.7600	9.0770		927.7230	0.0020	-0.0020		
9/26/2001	5:45:56	928.7230	52.7600	9.0750		928.7230	0.0000	0.0000		
9/26/2001	5:46:56	929.7230	52.7200	9.0750		929.7230	0.0000	0.0000		
9/26/2001	5:47:56	930.7230	52.7200	9.0730		930.7230	-0.0020	0.0020		
9/26/2001	5:48:56	931.7230	52.7600	9.0770		931.7230	0.0020	-0.0020		
9/26/2001	5:49:56	932.7230	52.7600	9.0770		932.7230	0.0020	-0.0020		
9/26/2001	5:50:56	933.7230	52.7400	9.0730		933.7230	-0.0020	0.0020		
9/26/2001	5:51:56	934.7230	52.7800	9.0770		934.7230	0.0020	-0.0020		
9/26/2001	5:52:56	935.7230	52.7600	9.0750		935.7230	0.0000	0.0000		
9/26/2001	5:53:56	936.7230	52.7200	9.0730		936.7230	-0.0020	0.0020		
9/26/2001	5:54:56	937.7230	52.7600	9.0770		937.7230	0.0020	-0.0020		
9/26/2001	5:55:56	938.7230	52.7600	9.0750		938.7230	0.0000	0.0000		
9/26/2001	5:56:56	939.7230	52.7200	9.0730		939.7230	-0.0020	0.0020		
9/26/2001	5:57:56	940.7230	52.7200	9.0730		940.7230	-0.0020	0.0020		
9/26/2001	5:58:56	941.7230	52.7200	9.0750		941.7230	0.0000	0.0000		
9/26/2001	5:59:56	942.7230	52.7100	9.0730		942.7230	-0.0020	0.0020		
9/26/2001	6:00:56	943.7230	52.7400	9.0730		943.7230	-0.0020	0.0020		
9/26/2001	6:01:56	944.7230	52.7100	9.0730		944.7230	-0.0020	0.0020		
9/26/2001	6:02:56	945.7230	52.7700	9.0750		945.7230	0.0000	0.0000		
9/26/2001	6:03:56	946.7230	52.7800	9.0750		946.7230	0.0000	0.0000		
9/26/2001	6:04:56	947.7230	52.7600	9.0750		947.7230	0.0000	0.0000		
9/26/2001	6:05:56	948.7230	52.7600	9.0770		948.7230	0.0020	-0.0020		
9/26/2001	6:06:56	949.7230	52.7600	9.0770		949.7230	0.0020	-0.0020		
9/26/2001	6:07:56	950.7230	52.7600	9.0770		950.7230	0.0020	-0.0020		
9/26/2001	6:08:56	951.7230	52.7600	9.0770		951.7230	0.0020	-0.0020		
9/26/2001	6:09:56	952.7230	52.7600	9.0770		952.7230	0.0020	-0.0020		
9/26/2001	6:10:56	953.7230	52.7600	9.0770		953.7230	0.0020	-0.0020		
9/26/2001	6:11:56	954.7230	52.7600	9.0770		954.7230	0.0020	-0.0020		
9/26/2001	6:12:56	955.7230	52.7600	9.0770		955.7230	0.0020	-0.0020		
9/26/2001	6:13:56	956.7230	52.7100	9.0750		956.7230	0.0000	0.0000		
9/26/2001	6:14:56	957.7230	52.7100	9.0750		957.7230	0.0000	0.0000		
9/26/2001	6:15:56	958.7230	52.7600	9.0770		958.7230	0.0020	-0.0020		
9/26/2001	6:16:56	959.7230	52.7700	9.0770		959.7230	0.0020	-0.0020		
9/26/2001	6:17:56	960.7230	52.7400	9.0730		960.7230	-0.0020	0.0020		
9/26/2001	6:18:56	961.7230	52.7600	9.0770		961.7230	0.0020	-0.0020		
9/26/2001	6:19:56	962.7230	52.7100	9.0750		962.7230	0.0000	0.0000		
9/26/2001	6:20:56	963.7230	52.7700	9.0770		963.7230	0.0020	-0.0020		
9/26/2001	6:21:56	964.7230	52.7200	9.0730		964.7230	-0.0020	0.0020		
9/26/2001	6:22:56	965.7230	52.7600	9.0770		965.7230	0.0020	-0.0020		
9/26/2001	6:23:56	966.7230	52.7600	9.0770		966.7230	0.0020	-0.0020		

9/26/2001	6:24:56	967.7230	52.7600	9.0770		967.7230	0.0020	-0.0020		
9/26/2001	6:25:56	968.7230	52.7700	9.0770		968.7230	0.0020	-0.0020		
9/26/2001	6:26:56	969.7230	52.7700	9.0750		969.7230	0.0000	0.0000		
9/26/2001	6:27:56	970.7230	52.7300	9.0730		970.7230	-0.0020	0.0020		
9/26/2001	6:28:56	971.7230	52.7600	9.0770		971.7230	0.0020	-0.0020		
9/26/2001	6:29:56	972.7230	52.8000	9.0770		972.7230	0.0020	-0.0020		
9/26/2001	6:30:56	973.7230	52.7600	9.0770		973.7230	0.0020	-0.0020		
9/26/2001	6:31:56	974.7230	52.7800	9.0750		974.7230	0.0000	0.0000		
9/26/2001	6:32:56	975.7230	52.8000	9.0750		975.7230	0.0000	0.0000		
9/26/2001	6:33:56	976.7230	52.7900	9.0770		976.7230	0.0020	-0.0020		
9/26/2001	6:34:56	977.7230	52.7700	9.0750		977.7230	0.0000	0.0000		
9/26/2001	6:35:56	978.7230	52.7700	9.0750		978.7230	0.0000	0.0000		
9/26/2001	6:36:56	979.7230	52.7700	9.0770		979.7230	0.0020	-0.0020		
9/26/2001	6:37:56	980.7230	52.7600	9.0750		980.7230	0.0000	0.0000		
9/26/2001	6:38:56	981.7230	52.7600	9.0770		981.7230	0.0020	-0.0020		
9/26/2001	6:39:56	982.7230	52.7700	9.0750		982.7230	0.0000	0.0000		
9/26/2001	6:40:56	983.7230	52.7600	9.0770		983.7230	0.0020	-0.0020		
9/26/2001	6:41:56	984.7230	52.7800	9.0770		984.7230	0.0020	-0.0020		
9/26/2001	6:42:56	985.7230	52.7600	9.0770		985.7230	0.0020	-0.0020		
9/26/2001	6:43:56	986.7230	52.7700	9.0750		986.7230	0.0000	0.0000		
9/26/2001	6:44:56	987.7230	52.7800	9.0770		987.7230	0.0020	-0.0020		
9/26/2001	6:45:56	988.7230	52.7800	9.0770		988.7230	0.0020	-0.0020		
9/26/2001	6:46:56	989.7230	52.7700	9.0750		989.7230	0.0000	0.0000		
9/26/2001	6:47:56	990.7230	52.7600	9.0770		990.7230	0.0020	-0.0020		
9/26/2001	6:48:56	991.7230	52.7600	9.0770		991.7230	0.0020	-0.0020		
9/26/2001	6:49:56	992.7230	52.7800	9.0770		992.7230	0.0020	-0.0020		
9/26/2001	6:50:56	993.7230	52.7700	9.0770		993.7230	0.0020	-0.0020		
9/26/2001	6:51:56	994.7230	52.7700	9.0770		994.7230	0.0020	-0.0020		
9/26/2001	6:52:56	995.7230	52.7600	9.0770		995.7230	0.0020	-0.0020		
9/26/2001	6:53:56	996.7230	52.7700	9.0770		996.7230	0.0020	-0.0020		
9/26/2001	6:54:56	997.7230	52.7700	9.0770		997.7230	0.0020	-0.0020		
9/26/2001	6:55:56	998.7230	52.7600	9.0770		998.7230	0.0020	-0.0020		
9/26/2001	6:56:56	999.7230	52.7600	9.0750		999.7230	0.0000	0.0000		
9/26/2001	6:57:56	1000.7230	52.7700	9.0770		1000.7230	0.0020	-0.0020		
9/26/2001	6:58:56	1001.7230	52.7600	9.0770		1001.7230	0.0020	-0.0020		
9/26/2001	6:59:56	1002.7230	52.7700	9.0770		1002.7230	0.0020	-0.0020		
9/26/2001	7:00:56	1003.7230	52.7600	9.0770		1003.7230	0.0020	-0.0020		
9/26/2001	7:01:56	1004.7230	52.7600	9.0750		1004.7230	0.0000	0.0000		
9/26/2001	7:02:56	1005.7230	52.7600	9.0770		1005.7230	0.0020	-0.0020		
9/26/2001	7:03:56	1006.7230	52.7700	9.0750		1006.7230	0.0000	0.0000		
9/26/2001	7:04:56	1007.7230	52.7600	9.0770		1007.7230	0.0020	-0.0020		
9/26/2001	7:05:56	1008.7230	52.7600	9.0770		1008.7230	0.0020	-0.0020		
9/26/2001	7:06:56	1009.7230	52.7900	9.0790		1009.7230	0.0040	-0.0040		
9/26/2001	7:07:56	1010.7230	52.7900	9.0770		1010.7230	0.0020	-0.0020		
9/26/2001	7:08:56	1011.7230	52.7700	9.0750		1011.7230	0.0000	0.0000		
9/26/2001	7:09:56	1012.7230	52.7700	9.0750		1012.7230	0.0000	0.0000		
9/26/2001	7:10:56	1013.7230	52.7800	9.0770		1013.7230	0.0020	-0.0020		
9/26/2001	7:11:56	1014.7230	52.8000	9.0750		1014.7230	0.0000	0.0000		
9/26/2001	7:12:56	1015.7230	52.7700	9.0750		1015.7230	0.0000	0.0000		
9/26/2001	7:13:56	1016.7230	52.7700	9.0750		1016.7230	0.0000	0.0000		
9/26/2001	7:14:56	1017.7230	52.7400	9.0750		1017.7230	0.0000	0.0000		

IN_SITU INC.	Troll	
Report generated:	4/5/2003	13:10:35
Report from file:		
DataMgr Version	2.12	
Serial number:	11286	
Firmware Version	6.24	
Unit name:	SP4000	
Test name:		LL4mw200 slugout
Test defined on:	9/26/2001	7:45:13
Test started on:	9/26/2001	7:45:31
Test stopped on:	9/26/2001	13:43:25
Test extracted on:	9/26/2001	13:43:52
Data gathered using Logarithmic testing		
Maximum time between data points:	1.0000	Minutes.
Number of data samples:	451	
TOTAL DATA SAMPLES		
	451	
Channel number [1]		
Measurement type:	Temperature	
Channel name:	OnBoard Temp	
Channel number [2]		
Measurement type:	Pressure/Level	
Channel name:	OnBoard Pressure	
Sensor Range:	15 PSI.	
Specific gravity:	1	
Mode:	TOC	
User-defined reference:	7.88	Feet H2O
Referenced on:	channel definition.	
Pressure head at reference:	11.383	Feet H2O



TOC = Top of casing
 L = Level
 L₀ = Initial (static) L
 d = Displacement = L - L₀



LL4MW-200					AqtwSolv	Final	Point	Point	Check
					Max	Chan[2]	ET	Chan[2]	
					(min)	Feet H2O	(min)	Feet H2O	
					357.7230	14.3610	5.0000	14.9220	Rise
						Rise	Fall		
				L		d	-d		
			Chan[1]	Chan[2]		Chan[2]	Chan[2]		
Date	Time	ET (min)	Fahrenheit	Feet H2O	ET (min)	Feet H2O	Feet H2O		
-----	-----	-----	-----	-----	-----	-----	-----		
9/26/2001	7:45:31	0.0000	51.8400	15.5030	0.0000	1.1420	-1.1420		
9/26/2001	7:45:31	0.0050	51.8500	15.4920	0.0050	1.1310	-1.1310		
9/26/2001	7:45:31	0.0100	51.8600	15.4780	0.0100	1.1170	-1.1170		
9/26/2001	7:45:31	0.0150	51.8800	15.4850	0.0150	1.1240	-1.1240		
9/26/2001	7:45:32	0.0200	51.8800	15.4660	0.0200	1.1050	-1.1050		
9/26/2001	7:45:32	0.0250	51.8900	15.4730	0.0250	1.1120	-1.1120		
9/26/2001	7:45:32	0.0300	51.8900	15.4690	0.0300	1.1080	-1.1080		
9/26/2001	7:45:33	0.0350	51.9000	15.4480	0.0350	1.0870	-1.0870		
9/26/2001	7:45:33	0.0400	51.9100	15.4460	0.0400	1.0850	-1.0850		
9/26/2001	7:45:33	0.0450	51.9100	16.5740	0.0450	2.2130	-2.2130		
9/26/2001	7:45:34	0.0500	51.9100	15.4200	0.0500	1.0590	-1.0590		
9/26/2001	7:45:34	0.0550	51.9200	15.3330	0.0550	0.9720	-0.9720		
9/26/2001	7:45:34	0.0600	51.9200	15.4090	0.0600	1.0480	-1.0480		
9/26/2001	7:45:34	0.0650	51.9300	15.3740	0.0650	1.0130	-1.0130		
9/26/2001	7:45:35	0.0700	51.9300	15.2220	0.0700	0.8610	-0.8610		
9/26/2001	7:45:35	0.0750	51.9400	15.3160	0.0750	0.9550	-0.9550		
9/26/2001	7:45:35	0.0800	51.9500	15.3070	0.0800	0.9460	-0.9460		
9/26/2001	7:45:36	0.0850	51.9500	15.3740	0.0850	1.0130	-1.0130		
9/26/2001	7:45:36	0.0900	51.9500	15.3120	0.0900	0.9510	-0.9510		
9/26/2001	7:45:36	0.0950	51.9600	15.3260	0.0950	0.9650	-0.9650		
9/26/2001	7:45:37	0.1000	51.9600	15.3230	0.1000	0.9620	-0.9620		
9/26/2001	7:45:37	0.1058	51.9600	15.3300	0.1058	0.9690	-0.9690		
9/26/2001	7:45:37	0.1120	51.9700	15.3030	0.1120	0.9420	-0.9420		
9/26/2001	7:45:38	0.1185	51.9700	15.3120	0.1185	0.9510	-0.9510		
9/26/2001	7:45:38	0.1255	51.9700	15.3000	0.1255	0.9390	-0.9390		
9/26/2001	7:45:38	0.1328	51.9900	15.2960	0.1328	0.9350	-0.9350		
9/26/2001	7:45:39	0.1407	51.9900	15.2930	0.1407	0.9320	-0.9320		
9/26/2001	7:45:39	0.1490	52.0000	15.2860	0.1490	0.9250	-0.9250		
9/26/2001	7:45:40	0.1578	52.0000	15.2790	0.1578	0.9180	-0.9180		
9/26/2001	7:45:41	0.1672	52.0100	15.2820	0.1672	0.9210	-0.9210		
9/26/2001	7:45:41	0.1770	52.0200	15.2680	0.1770	0.9070	-0.9070		
9/26/2001	7:45:42	0.1875	52.0200	15.2590	0.1875	0.8980	-0.8980		
9/26/2001	7:45:42	0.1985	52.0200	15.2540	0.1985	0.8930	-0.8930		
9/26/2001	7:45:43	0.2102	52.0400	15.2470	0.2102	0.8860	-0.8860		
9/26/2001	7:45:44	0.2227	52.0400	15.2430	0.2227	0.8820	-0.8820		
9/26/2001	7:45:45	0.2358	52.0300	15.2380	0.2358	0.8770	-0.8770		
9/26/2001	7:45:45	0.2498	52.0300	15.2330	0.2498	0.8720	-0.8720		
9/26/2001	7:45:46	0.2647	52.0400	15.2330	0.2647	0.8720	-0.8720		
9/26/2001	7:45:47	0.2803	52.0500	15.2260	0.2803	0.8650	-0.8650		
9/26/2001	7:45:48	0.2970	52.0400	15.2220	0.2970	0.8610	-0.8610		
9/26/2001	7:45:49	0.3147	52.0400	15.2220	0.3147	0.8610	-0.8610		
9/26/2001	7:45:51	0.3333	52.0400	15.2170	0.3333	0.8560	-0.8560		
9/26/2001	7:45:52	0.3532	52.0500	15.2150	0.3532	0.8540	-0.8540		
9/26/2001	7:45:53	0.3742	52.0400	15.2080	0.3742	0.8470	-0.8470		
9/26/2001	7:45:54	0.3963	52.0500	15.2030	0.3963	0.8420	-0.8420		
9/26/2001	7:45:56	0.4198	52.0500	15.2010	0.4198	0.8400	-0.8400		
9/26/2001	7:45:57	0.4447	52.0500	15.1940	0.4447	0.8330	-0.8330		
9/26/2001	7:45:59	0.4697	52.0500	15.1940	0.4697	0.8330	-0.8330		
9/26/2001	7:46:00	0.4963	52.0500	15.1900	0.4963	0.8290	-0.8290		

9/26/2001	7:46:02	0.5247	52.0500	15.1870		0.5247	0.8260	-0.8260		
9/26/2001	7:46:04	0.5547	52.0500	15.1830		0.5547	0.8220	-0.8220		
9/26/2001	7:46:06	0.5863	52.0500	15.1800		0.5863	0.8190	-0.8190		
9/26/2001	7:46:08	0.6213	52.0500	15.1780		0.6213	0.8170	-0.8170		
9/26/2001	7:46:10	0.6580	52.0400	15.1760		0.6580	0.8150	-0.8150		
9/26/2001	7:46:12	0.6963	52.0400	15.1710		0.6963	0.8100	-0.8100		
9/26/2001	7:46:15	0.7380	52.0400	15.1690		0.7380	0.8080	-0.8080		
9/26/2001	7:46:17	0.7813	52.0400	15.1660		0.7813	0.8050	-0.8050		
9/26/2001	7:46:20	0.8280	52.0400	15.1640		0.8280	0.8030	-0.8030		
9/26/2001	7:46:23	0.8763	52.0400	15.1620		0.8763	0.8010	-0.8010		
9/26/2001	7:46:26	0.9280	52.0300	15.1570		0.9280	0.7960	-0.7960		
9/26/2001	7:46:29	0.9830	52.0300	15.1550		0.9830	0.7940	-0.7940		
9/26/2001	7:46:33	1.0413	52.0300	15.1550		1.0413	0.7940	-0.7940		
9/26/2001	7:46:37	1.1030	52.0300	15.1500		1.1030	0.7890	-0.7890		
9/26/2001	7:46:41	1.1680	52.0300	15.1480		1.1680	0.7870	-0.7870		
9/26/2001	7:46:45	1.2380	52.0200	15.1460		1.2380	0.7850	-0.7850		
9/26/2001	7:46:49	1.3113	52.0200	15.1430		1.3113	0.7820	-0.7820		
9/26/2001	7:46:54	1.3897	52.0100	15.1410		1.3897	0.7800	-0.7800		
9/26/2001	7:46:59	1.4730	52.0100	15.1360		1.4730	0.7750	-0.7750		
9/26/2001	7:47:04	1.5613	52.0100	15.1360		1.5613	0.7750	-0.7750		
9/26/2001	7:47:10	1.6547	52.0000	15.1320		1.6547	0.7710	-0.7710		
9/26/2001	7:47:16	1.7530	52.0000	15.1270		1.7530	0.7660	-0.7660		
9/26/2001	7:47:22	1.8580	52.0000	15.0930		1.8580	0.7320	-0.7320		
9/26/2001	7:47:29	1.9680	52.0000	15.0900		1.9680	0.7290	-0.7290		
9/26/2001	7:47:36	2.0847	51.9900	15.0860		2.0847	0.7250	-0.7250		
9/26/2001	7:47:43	2.2097	51.9900	15.0830		2.2097	0.7220	-0.7220		
9/26/2001	7:47:51	2.3413	51.9700	15.0790		2.3413	0.7180	-0.7180		
9/26/2001	7:47:59	2.4813	51.9600	14.9890		2.4813	0.6280	-0.6280		
9/26/2001	7:48:08	2.6297	51.9600	14.9870		2.6297	0.6260	-0.6260		
9/26/2001	7:48:18	2.7863	51.9600	14.9820		2.7863	0.6210	-0.6210		
9/26/2001	7:48:28	2.9530	51.9500	14.9800		2.9530	0.6190	-0.6190		
9/26/2001	7:48:38	3.1297	51.9500	14.9750		3.1297	0.6140	-0.6140		
9/26/2001	7:48:49	3.3163	51.9500	14.9680		3.3163	0.6070	-0.6070		
9/26/2001	7:49:01	3.5147	51.9400	14.9630		3.5147	0.6020	-0.6020		
9/26/2001	7:49:14	3.7247	51.9400	14.9570		3.7247	0.5960	-0.5960		
9/26/2001	7:49:27	3.9463	51.9400	14.9520		3.9463	0.5910	-0.5910		
9/26/2001	7:49:41	4.1813	51.9400	14.9450		4.1813	0.5840	-0.5840		
9/26/2001	7:49:56	4.4297	51.9400	14.9380		4.4297	0.5770	-0.5770		
9/26/2001	7:50:12	4.6930	51.9300	14.9310		4.6930	0.5700	-0.5700		
9/26/2001	7:50:29	4.9730	51.9300	14.9220		4.9730	0.5610	-0.5610		
9/26/2001	7:50:47	5.2697	51.9300	14.9150		5.2697	0.5540	-0.5540		
9/26/2001	7:51:05	5.5830	51.9200	14.9080		5.5830	0.5470	-0.5470		
9/26/2001	7:51:25	5.9147	51.9300	14.8990		5.9147	0.5380	-0.5380		
9/26/2001	7:51:46	6.2663	51.9300	14.8900		6.2663	0.5290	-0.5290		
9/26/2001	7:52:09	6.6397	51.9400	14.8800		6.6397	0.5190	-0.5190		
9/26/2001	7:52:33	7.0347	51.9400	14.8710		7.0347	0.5100	-0.5100		
9/26/2001	7:52:58	7.4530	51.9500	14.8640		7.4530	0.5030	-0.5030		
9/26/2001	7:53:24	7.8963	51.9500	14.8550		7.8963	0.4940	-0.4940		
9/26/2001	7:53:52	8.3663	51.9500	14.8440		8.3663	0.4830	-0.4830		
9/26/2001	7:54:22	8.8647	51.9500	14.8340		8.8647	0.4730	-0.4730		
9/26/2001	7:54:54	9.3913	51.9600	14.8230		9.3913	0.4620	-0.4620		
9/26/2001	7:55:27	9.9497	51.9600	14.8140		9.9497	0.4530	-0.4530		
9/26/2001	7:56:03	10.5413	51.9700	14.8040		10.5413	0.4430	-0.4430		
9/26/2001	7:56:41	11.1680	51.9700	14.7900		11.1680	0.4290	-0.4290		
9/26/2001	7:57:20	11.8313	51.9900	14.7840		11.8313	0.4230	-0.4230		
9/26/2001	7:58:03	12.5347	51.9700	14.7740		12.5347	0.4130	-0.4130		
9/26/2001	7:58:47	13.2797	51.9900	14.7600		13.2797	0.3990	-0.3990		
9/26/2001	7:59:35	14.0697	51.9900	14.7490		14.0697	0.3880	-0.3880		
9/26/2001	8:00:25	14.9063	51.9700	14.7370		14.9063	0.3760	-0.3760		
9/26/2001	8:01:18	15.7913	51.9900	14.7260		15.7913	0.3650	-0.3650		

9/26/2001	8:02:14	16.7297	51.9700	14.7120		16.7297	0.3510	-0.3510		
9/26/2001	8:03:14	17.7230	51.9700	14.6980		17.7230	0.3370	-0.3370		
9/26/2001	8:04:14	18.7230	51.9700	14.6820		18.7230	0.3210	-0.3210		
9/26/2001	8:05:14	19.7230	51.9700	14.6680		19.7230	0.3070	-0.3070		
9/26/2001	8:06:14	20.7230	51.9600	14.6540		20.7230	0.2930	-0.2930		
9/26/2001	8:07:14	21.7230	51.9600	14.6430		21.7230	0.2820	-0.2820		
9/26/2001	8:08:14	22.7230	51.9500	14.6290		22.7230	0.2680	-0.2680		
9/26/2001	8:09:14	23.7230	51.9500	14.6150		23.7230	0.2540	-0.2540		
9/26/2001	8:10:14	24.7230	51.9400	14.5920		24.7230	0.2310	-0.2310		
9/26/2001	8:11:14	25.7230	51.9400	14.5810		25.7230	0.2200	-0.2200		
9/26/2001	8:12:14	26.7230	51.9300	14.5710		26.7230	0.2100	-0.2100		
9/26/2001	8:13:14	27.7230	51.9300	14.5600		27.7230	0.1990	-0.1990		
9/26/2001	8:14:14	28.7230	51.9300	14.5510		28.7230	0.1900	-0.1900		
9/26/2001	8:15:14	29.7230	51.9200	14.5390		29.7230	0.1780	-0.1780		
9/26/2001	8:16:14	30.7230	51.9200	14.5320		30.7230	0.1710	-0.1710		
9/26/2001	8:17:14	31.7230	51.9100	14.5250		31.7230	0.1640	-0.1640		
9/26/2001	8:18:14	32.7230	51.9100	14.5180		32.7230	0.1570	-0.1570		
9/26/2001	8:19:14	33.7230	51.9000	14.5090		33.7230	0.1480	-0.1480		
9/26/2001	8:20:14	34.7230	51.9000	14.5000		34.7230	0.1390	-0.1390		
9/26/2001	8:21:14	35.7230	51.9000	14.4910		35.7230	0.1300	-0.1300		
9/26/2001	8:22:14	36.7230	51.8900	14.4840		36.7230	0.1230	-0.1230		
9/26/2001	8:23:14	37.7230	51.8900	14.4790		37.7230	0.1180	-0.1180		
9/26/2001	8:24:14	38.7230	51.8900	14.4740		38.7230	0.1130	-0.1130		
9/26/2001	8:25:14	39.7230	51.8800	14.4650		39.7230	0.1040	-0.1040		
9/26/2001	8:26:14	40.7230	51.8800	14.4610		40.7230	0.1000	-0.1000		
9/26/2001	8:27:14	41.7230	51.8800	14.4540		41.7230	0.0930	-0.0930		
9/26/2001	8:28:14	42.7230	51.8800	14.4490		42.7230	0.0880	-0.0880		
9/26/2001	8:29:14	43.7230	51.8600	14.4420		43.7230	0.0810	-0.0810		
9/26/2001	8:30:14	44.7230	51.8600	14.4380		44.7230	0.0770	-0.0770		
9/26/2001	8:31:14	45.7230	51.8500	14.4330		45.7230	0.0720	-0.0720		
9/26/2001	8:32:14	46.7230	51.8500	14.4280		46.7230	0.0670	-0.0670		
9/26/2001	8:33:14	47.7230	51.8500	14.4240		47.7230	0.0630	-0.0630		
9/26/2001	8:34:14	48.7230	51.8500	14.4210		48.7230	0.0600	-0.0600		
9/26/2001	8:35:14	49.7230	51.8400	14.4170		49.7230	0.0560	-0.0560		
9/26/2001	8:36:14	50.7230	51.8400	14.4140		50.7230	0.0530	-0.0530		
9/26/2001	8:37:14	51.7230	51.8400	14.4120		51.7230	0.0510	-0.0510		
9/26/2001	8:38:14	52.7230	51.8400	14.4100		52.7230	0.0490	-0.0490		
9/26/2001	8:39:14	53.7230	51.8400	14.4050		53.7230	0.0440	-0.0440		
9/26/2001	8:40:14	54.7230	51.8300	14.4050		54.7230	0.0440	-0.0440		
9/26/2001	8:41:14	55.7230	51.8300	14.4030		55.7230	0.0420	-0.0420		
9/26/2001	8:42:14	56.7230	51.8300	14.4010		56.7230	0.0400	-0.0400		
9/26/2001	8:43:14	57.7230	51.8300	14.4010		57.7230	0.0400	-0.0400		
9/26/2001	8:44:14	58.7230	51.8300	14.3980		58.7230	0.0370	-0.0370		
9/26/2001	8:45:14	59.7230	51.8300	14.3960		59.7230	0.0350	-0.0350		
9/26/2001	8:46:14	60.7230	51.8200	14.3960		60.7230	0.0350	-0.0350		
9/26/2001	8:47:14	61.7230	51.8200	14.3940		61.7230	0.0330	-0.0330		
9/26/2001	8:48:14	62.7230	51.8200	14.3910		62.7230	0.0300	-0.0300		
9/26/2001	8:49:14	63.7230	51.8100	14.3910		63.7230	0.0280	-0.0280		
9/26/2001	8:50:14	64.7230	51.8100	14.3870		64.7230	0.0260	-0.0260		
9/26/2001	8:51:14	65.7230	51.8100	14.3870		65.7230	0.0260	-0.0260		
9/26/2001	8:52:14	66.7230	51.8100	14.3850		66.7230	0.0240	-0.0240		
9/26/2001	8:53:14	67.7230	51.8000	14.3850		67.7230	0.0240	-0.0240		
9/26/2001	8:54:14	68.7230	51.8000	14.3820		68.7230	0.0210	-0.0210		
9/26/2001	8:55:14	69.7230	51.8000	14.3820		69.7230	0.0210	-0.0210		
9/26/2001	8:56:14	70.7230	51.8000	14.3820		70.7230	0.0210	-0.0210		
9/26/2001	8:57:14	71.7230	51.8000	14.3820		71.7230	0.0210	-0.0210		
9/26/2001	8:58:14	72.7230	51.8000	14.3820		72.7230	0.0210	-0.0210		
9/26/2001	8:59:14	73.7230	51.8000	14.3820		73.7230	0.0210	-0.0210		
9/26/2001	9:00:14	74.7230	51.7900	14.3820		74.7230	0.0210	-0.0210		
9/26/2001	9:01:14	75.7230	51.7900	14.3820		75.7230	0.0210	-0.0210		

9/26/2001	9:02:14	76.7230	51.8000	14.3800		76.7230	0.0190	-0.0190		
9/26/2001	9:03:14	77.7230	51.8000	14.3800		77.7230	0.0190	-0.0190		
9/26/2001	9:04:14	78.7230	51.7900	14.3800		78.7230	0.0190	-0.0190		
9/26/2001	9:05:14	79.7230	51.7900	14.3800		79.7230	0.0190	-0.0190		
9/26/2001	9:06:14	80.7230	51.7800	14.3800		80.7230	0.0190	-0.0190		
9/26/2001	9:07:14	81.7230	51.7900	14.3780		81.7230	0.0170	-0.0170		
9/26/2001	9:08:14	82.7230	51.7900	14.3780		82.7230	0.0170	-0.0170		
9/26/2001	9:09:14	83.7230	51.7800	14.3750		83.7230	0.0140	-0.0140		
9/26/2001	9:10:14	84.7230	51.7800	14.3780		84.7230	0.0170	-0.0170		
9/26/2001	9:11:14	85.7230	51.7800	14.3750						
9/26/2001	9:12:14	86.7230	51.7800	14.3750						
9/26/2001	9:13:14	87.7230	51.7800	14.3730						
9/26/2001	9:14:14	88.7230	51.7800	14.3730						
9/26/2001	9:15:14	89.7230	51.7800	14.3730						
9/26/2001	9:16:14	90.7230	51.7800	14.3730						
9/26/2001	9:17:14	91.7230	51.7800	14.3730						
9/26/2001	9:18:14	92.7230	51.7700	14.3730						
9/26/2001	9:19:14	93.7230	51.7700	14.3730						
9/26/2001	9:20:14	94.7230	51.7700	14.3730						
9/26/2001	9:21:14	95.7230	51.7700	14.3730						
9/26/2001	9:22:14	96.7230	51.7700	14.3730						
9/26/2001	9:23:14	97.7230	51.7600	14.3710						
9/26/2001	9:24:14	98.7230	51.7600	14.3730						
9/26/2001	9:25:14	99.7230	51.7600	14.3730						
9/26/2001	9:26:14	100.7230	51.7600	14.3710						
9/26/2001	9:27:14	101.7230	51.7600	14.3710						
9/26/2001	9:28:14	102.7230	51.7500	14.3710						
9/26/2001	9:29:14	103.7230	51.7600	14.3710						
9/26/2001	9:30:14	104.7230	51.7500	14.3710						
9/26/2001	9:31:14	105.7230	51.7500	14.3710						
9/26/2001	9:32:14	106.7230	51.7500	14.3710						
9/26/2001	9:33:14	107.7230	51.7800	14.3680						
9/26/2001	9:34:14	108.7230	51.8200	14.3710						
9/26/2001	9:35:14	109.7230	51.8000	14.3710						
9/26/2001	9:36:14	110.7230	51.7800	14.3730						
9/26/2001	9:37:14	111.7230	51.7700	14.3710						
9/26/2001	9:38:14	112.7230	51.7600	14.3710						
9/26/2001	9:39:14	113.7230	51.7600	14.3680						
9/26/2001	9:40:14	114.7230	51.7600	14.3710						
9/26/2001	9:41:14	115.7230	51.7500	14.3680						
9/26/2001	9:42:14	116.7230	51.7500	14.3710						
9/26/2001	9:43:14	117.7230	51.7500	14.3710						
9/26/2001	9:44:14	118.7230	51.7400	14.3710						
9/26/2001	9:45:14	119.7230	51.7400	14.3680						
9/26/2001	9:46:14	120.7230	51.7400	14.3680						
9/26/2001	9:47:14	121.7230	51.7400	14.3660						
9/26/2001	9:48:14	122.7230	51.7200	14.3660						
9/26/2001	9:49:14	123.7230	51.7200	14.3660						
9/26/2001	9:50:14	124.7230	51.7400	14.3660						
9/26/2001	9:51:14	125.7230	51.7200	14.3680						
9/26/2001	9:52:14	126.7230	51.7200	14.3660						
9/26/2001	9:53:14	127.7230	51.7200	14.3680						
9/26/2001	9:54:14	128.7230	51.7200	14.3680						
9/26/2001	9:55:14	129.7230	51.7200	14.3680						
9/26/2001	9:56:14	130.7230	51.7200	14.3660						
9/26/2001	9:57:14	131.7230	51.7100	14.3680						
9/26/2001	9:58:14	132.7230	51.7100	14.3680						
9/26/2001	9:59:14	133.7230	51.7100	14.3680						
9/26/2001	10:00:14	134.7230	51.7100	14.3680						
9/26/2001	10:01:14	135.7230	51.7100	14.3680						

9/26/2001	11:02:14	196.7230	51.6800	14.3660						
9/26/2001	11:03:14	197.7230	51.6800	14.3680						
9/26/2001	11:04:14	198.7230	51.6800	14.3660						
9/26/2001	11:05:14	199.7230	51.6800	14.3660						
9/26/2001	11:06:14	200.7230	51.6800	14.3660						
9/26/2001	11:07:14	201.7230	51.6800	14.3660						
9/26/2001	11:08:14	202.7230	51.6800	14.3680						
9/26/2001	11:09:14	203.7230	51.6800	14.3660						
9/26/2001	11:10:14	204.7230	51.6800	14.3660						
9/26/2001	11:11:14	205.7230	51.6900	14.3680						
9/26/2001	11:12:14	206.7230	51.6900	14.3660						
9/26/2001	11:13:14	207.7230	51.6900	14.3640						
9/26/2001	11:14:14	208.7230	51.6900	14.3660						
9/26/2001	11:15:14	209.7230	51.6800	14.3660						
9/26/2001	11:16:14	210.7230	51.6800	14.3640						
9/26/2001	11:17:14	211.7230	51.6800	14.3640						
9/26/2001	11:18:14	212.7230	51.6800	14.3660						
9/26/2001	11:19:14	213.7230	51.6900	14.3660						
9/26/2001	11:20:14	214.7230	51.6800	14.3660						
9/26/2001	11:21:14	215.7230	51.6800	14.3660						
9/26/2001	11:22:14	216.7230	51.6800	14.3660						
9/26/2001	11:23:14	217.7230	51.6900	14.3660						
9/26/2001	11:24:14	218.7230	51.6800	14.3660						
9/26/2001	11:25:14	219.7230	51.6800	14.3660						
9/26/2001	11:26:14	220.7230	51.6700	14.3660						
9/26/2001	11:27:14	221.7230	51.6700	14.3660						
9/26/2001	11:28:14	222.7230	51.6800	14.3660						
9/26/2001	11:29:14	223.7230	51.6700	14.3660						
9/26/2001	11:30:14	224.7230	51.6700	14.3660						
9/26/2001	11:31:14	225.7230	51.6800	14.3660						
9/26/2001	11:32:14	226.7230	51.6800	14.3660						
9/26/2001	11:33:14	227.7230	51.6800	14.3680						
9/26/2001	11:34:14	228.7230	51.6800	14.3660						
9/26/2001	11:35:14	229.7230	51.6700	14.3660						
9/26/2001	11:36:14	230.7230	51.6800	14.3660						
9/26/2001	11:37:14	231.7230	51.6800	14.3660						
9/26/2001	11:38:14	232.7230	51.6800	14.3640						
9/26/2001	11:39:14	233.7230	51.6700	14.3660						
9/26/2001	11:40:14	234.7230	51.6700	14.3660						
9/26/2001	11:41:14	235.7230	51.6800	14.3660						
9/26/2001	11:42:14	236.7230	51.6700	14.3680						
9/26/2001	11:43:14	237.7230	51.6800	14.3680						
9/26/2001	11:44:14	238.7230	51.6700	14.3660						
9/26/2001	11:45:14	239.7230	51.6800	14.3660						
9/26/2001	11:46:14	240.7230	51.6700	14.3680						
9/26/2001	11:47:14	241.7230	51.6800	14.3660						
9/26/2001	11:48:14	242.7230	51.6800	14.3660						
9/26/2001	11:49:14	243.7230	51.6800	14.3660						
9/26/2001	11:50:14	244.7230	51.6800	14.3680						
9/26/2001	11:51:14	245.7230	51.6700	14.3660						
9/26/2001	11:52:14	246.7230	51.6800	14.3660						
9/26/2001	11:53:14	247.7230	51.6700	14.3660						
9/26/2001	11:54:14	248.7230	51.6700	14.3680						
9/26/2001	11:55:14	249.7230	51.6800	14.3660						
9/26/2001	11:56:14	250.7230	51.6700	14.3660						
9/26/2001	11:57:14	251.7230	51.6800	14.3660						
9/26/2001	11:58:14	252.7230	51.6700	14.3660						
9/26/2001	11:59:14	253.7230	51.6700	14.3660						
9/26/2001	12:00:14	254.7230	51.6800	14.3660						
9/26/2001	12:01:14	255.7230	51.6800	14.3640						

9/26/2001	12:02:14	256.7230	51.6700	14.3660						
9/26/2001	12:03:14	257.7230	51.6800	14.3660						
9/26/2001	12:04:14	258.7230	51.6700	14.3640						
9/26/2001	12:05:14	259.7230	51.6700	14.3640						
9/26/2001	12:06:14	260.7230	51.6700	14.3640						
9/26/2001	12:07:14	261.7230	51.6700	14.3640						
9/26/2001	12:08:14	262.7230	51.6700	14.3640						
9/26/2001	12:09:14	263.7230	51.6700	14.3640						
9/26/2001	12:10:14	264.7230	51.6700	14.3640						
9/26/2001	12:11:14	265.7230	51.6800	14.3640						
9/26/2001	12:12:14	266.7230	51.6700	14.3640						
9/26/2001	12:13:14	267.7230	51.6700	14.3640						
9/26/2001	12:14:14	268.7230	51.6700	14.3640						
9/26/2001	12:15:14	269.7230	51.6700	14.3640						
9/26/2001	12:16:14	270.7230	51.6800	14.3610						
9/26/2001	12:17:14	271.7230	51.6700	14.3610						
9/26/2001	12:18:14	272.7230	51.6800	14.3610						
9/26/2001	12:19:14	273.7230	51.6700	14.3640						
9/26/2001	12:20:14	274.7230	51.6800	14.3610						
9/26/2001	12:21:14	275.7230	51.6800	14.3610						
9/26/2001	12:22:14	276.7230	51.6700	14.3610						
9/26/2001	12:23:14	277.7230	51.6800	14.3640						
9/26/2001	12:24:14	278.7230	51.6700	14.3640						
9/26/2001	12:25:14	279.7230	51.6800	14.3610						
9/26/2001	12:26:14	280.7230	51.6700	14.3610						
9/26/2001	12:27:14	281.7230	51.6800	14.3610						
9/26/2001	12:28:14	282.7230	51.6700	14.3610						
9/26/2001	12:29:14	283.7230	51.6700	14.3640						
9/26/2001	12:30:14	284.7230	51.6700	14.3610						
9/26/2001	12:31:14	285.7230	51.6700	14.3610						
9/26/2001	12:32:14	286.7230	51.6700	14.3640						
9/26/2001	12:33:14	287.7230	51.6700	14.3640						
9/26/2001	12:34:14	288.7230	51.6700	14.3610						
9/26/2001	12:35:14	289.7230	51.6700	14.3640						
9/26/2001	12:36:14	290.7230	51.6700	14.3640						
9/26/2001	12:37:14	291.7230	51.6700	14.3640						
9/26/2001	12:38:14	292.7230	51.6700	14.3640						
9/26/2001	12:39:14	293.7230	51.6700	14.3610						
9/26/2001	12:40:14	294.7230	51.6700	14.3640						
9/26/2001	12:41:14	295.7230	51.6700	14.3610						
9/26/2001	12:42:14	296.7230	51.6700	14.3640						
9/26/2001	12:43:14	297.7230	51.6800	14.3610						
9/26/2001	12:44:14	298.7230	51.6700	14.3610						
9/26/2001	12:45:14	299.7230	51.6800	14.3610						
9/26/2001	12:46:14	300.7230	51.6700	14.3640						
9/26/2001	12:47:14	301.7230	51.6700	14.3610						
9/26/2001	12:48:14	302.7230	51.6700	14.3640						
9/26/2001	12:49:14	303.7230	51.6800	14.3640						
9/26/2001	12:50:14	304.7230	51.6700	14.3640						
9/26/2001	12:51:14	305.7230	51.6700	14.3610						
9/26/2001	12:52:14	306.7230	51.6800	14.3640						
9/26/2001	12:53:14	307.7230	51.6700	14.3640						
9/26/2001	12:54:14	308.7230	51.6700	14.3610						
9/26/2001	12:55:14	309.7230	51.6700	14.3640						
9/26/2001	12:56:14	310.7230	51.6700	14.3640						
9/26/2001	12:57:14	311.7230	51.6700	14.3640						
9/26/2001	12:58:14	312.7230	51.6700	14.3610						
9/26/2001	12:59:14	313.7230	51.6700	14.3610						
9/26/2001	13:00:14	314.7230	51.6700	14.3640						
9/26/2001	13:01:14	315.7230	51.6700	14.3640						

9/26/2001	13:02:14	316.7230	51.6700	14.3610						
9/26/2001	13:03:14	317.7230	51.6700	14.3610						
9/26/2001	13:04:14	318.7230	51.6700	14.3610						
9/26/2001	13:05:14	319.7230	51.6800	14.3610						
9/26/2001	13:06:14	320.7230	51.6700	14.3610						
9/26/2001	13:07:14	321.7230	51.6700	14.3590						
9/26/2001	13:08:14	322.7230	51.6700	14.3590						
9/26/2001	13:09:14	323.7230	51.6700	14.3590						
9/26/2001	13:10:14	324.7230	51.6700	14.3610						
9/26/2001	13:11:14	325.7230	51.6700	14.3590						
9/26/2001	13:12:14	326.7230	51.6700	14.3590						
9/26/2001	13:13:14	327.7230	51.6700	14.3590						
9/26/2001	13:14:14	328.7230	51.6700	14.3590						
9/26/2001	13:15:14	329.7230	51.6700	14.3590						
9/26/2001	13:16:14	330.7230	51.6700	14.3590						
9/26/2001	13:17:14	331.7230	51.6700	14.3590						
9/26/2001	13:18:14	332.7230	51.6700	14.3590						
9/26/2001	13:19:14	333.7230	51.6700	14.3590						
9/26/2001	13:20:14	334.7230	51.6700	14.3590						
9/26/2001	13:21:14	335.7230	51.6700	14.3610						
9/26/2001	13:22:14	336.7230	51.6700	14.3570						
9/26/2001	13:23:14	337.7230	51.6700	14.3590						
9/26/2001	13:24:14	338.7230	51.6800	14.3590						
9/26/2001	13:25:14	339.7230	51.6700	14.3590						
9/26/2001	13:26:14	340.7230	51.6700	14.3590						
9/26/2001	13:27:14	341.7230	51.6700	14.3590						
9/26/2001	13:28:14	342.7230	51.6700	14.3590						
9/26/2001	13:29:14	343.7230	51.6700	14.3610						
9/26/2001	13:30:14	344.7230	51.6700	14.3590						
9/26/2001	13:31:14	345.7230	51.6700	14.3610						
9/26/2001	13:32:14	346.7230	51.6700	14.3610						
9/26/2001	13:33:14	347.7230	51.6700	14.3610						
9/26/2001	13:34:14	348.7230	51.6700	14.3610						
9/26/2001	13:35:14	349.7230	51.6700	14.3610						
9/26/2001	13:36:14	350.7230	51.6700	14.3640						
9/26/2001	13:37:14	351.7230	51.6700	14.3610						
9/26/2001	13:38:14	352.7230	51.6700	14.3610						
9/26/2001	13:39:14	353.7230	51.6700	14.3610						
9/26/2001	13:40:14	354.7230	51.6700	14.3610						
9/26/2001	13:41:14	355.7230	51.6700	14.3570						
9/26/2001	13:42:14	356.7230	51.6700	14.3590						
9/26/2001	13:43:14	357.7230	51.8200	14.3610						

THIS PAGE INTENTIONALLY LEFT BLANK.

APPENDIX G
PROJECT QUALITY ASSURANCE SUMMARY

THIS PAGE INTENTIONALLY LEFT BLANK.

G. PROJECT QUALITY ASSURANCE SUMMARY

This appendix presents the actions and methodologies undertaken to meet the quality assurance/quality control (QA/QC) goals for the Phase II Remedial Investigation (RI) at Load Lines 2, 3, and 4 at the Ravenna Army Ammunition Plant (RVAAP). These goals were established in the *Facility-wide Sampling and Analysis Plan (SAP) for the Ravenna Army Ammunition Plant* (USACE 2001a) and the *SAP Addendum No. 1 for the Load Line 2, 3, and 4 Phase II Remedial Investigation* (USACE 2001b). The field investigation was conducted under one mobilization; this appendix addresses QA/QC goals for the entire project (Load Lines 2, 3, and 4). These goals were implemented through project-specific procedures and requirements, the Science Applications International Corporation (SAIC) QA Program, and the U.S. Army Corps of Engineers (USACE), Louisville District QA requirements. A large portion of project QA was focused on field and analytical laboratory activities and project administration.

G.1 FIELD QUALITY ASSURANCE

G.1.1 Readiness Review

Field QA was initiated for the Ravenna Load Lines 2, 3, 4 Phase II RI in the readiness review held at the SAIC Oak Ridge offices on July 19, 2001. The purpose of the readiness review was to ensure that

- project documents and procedures were approved, controlled, and properly distributed;
- assigned personnel were trained or a schedule was established to conduct training;
- mobilization and site logistics were established;
- laboratories were ready to accept samples;
- subcontractors were ready to begin work; and
- QA systems were implemented.

All elements of the readiness review were completed prior to initiating field activities and were approved by the SAIC QA/QC Officer. Readiness review and project kickoff checklists provide documentation of this QA element and are maintained in the project file.

G.1.2 Procedures

Standard operating methods for field activities performed during the Load Line 2, 3, and 4 Phase II RI are incorporated into the governing documents for the project. The Facility-wide SAP describes the overall approach and methodologies to be used for projects at RVAAP, and the *Phase II RI SAP Addendum* details project-specific requirements for field implementation. These documents were reviewed by the USACE, Louisville District and by the Ohio Environmental Protection Agency prior to implementation. Clarifications and/or planned deviations from these methods were documented as field change orders (FCOs), and variances were documented as Nonconformance Reports (NCRs). Copies of the FCOs issued during the Phase II RI are attached to this appendix.

G.1.3 Training

Field team personnel were trained in all procedures applicable to their assigned tasks. Training was accomplished through a combination of classroom lectures, reading assignments, and on-the-job training. Surveillance performed by the project SAIC contractor quality control (CQC) representative provided assessments of worker proficiency and training effectiveness.

Training was documented by the completion of training records. The CQC representative completed performance documentation in the field after observing successful implementation of a procedure by a field team member. Copies of training records and surveillance reports were maintained in the project file. Copies of training records required for Occupational Safety and Health Administration and U.S. Department of Transportation compliance also were maintained in the field.

G.1.4 Equipment Calibration

Various types of Measuring and Testing Equipment (M&TE) were used during the field investigation. All M&TE was categorized, assigned unique identifiers, and listed in an inventory in the M&TE logbook. Last and next calibration recall dates were also recorded. As appropriate, instruments were calibrated daily according to the manufacturer's instructions. Only equipment and standards having verifiable traceability to nationally recognized standards were used for calibration. Daily calibration activities and results were recorded in the M&TE logbook, as well as source information for all calibration standards and reagents.

G.1.5 Quality Control Samples

Field QC samples collected included trip blanks, equipment rinsate blanks, source water, and field duplicates. Field QA splits were collected as specified in the *Phase II RI SAP Addendum* pertaining to contractor CQC. Implementation of the Contractor CQC program in the field was done by the SAIC CQC representative. Appendix H presents an evaluation of data quality and analytical performance with respect to field QC results. Field QC data and analyses of QC samples are presented in Appendix I.

G.1.6 Field Records

Field data, observations, activities, and information were recorded in pre-formatted, bound field logbooks, with the exception of hydraulic conductivity tests (slug tests). The use of structured logbooks ensured that all necessary data were entered consistently. Logbook entries were checked for accuracy and completeness by independent reviewers. Critical and/or contract-required original records (e.g., sampling forms) were recorded in duplicate using carbonless paper. Other field records, which were collected and likewise maintained, included equipment/material certifications, boring logs, and air-bill forms. Slug test data were collected using automated data loggers and computers utilizing commercial software packages to store and analyze these types of data (WinSitu™ and AqteSolve™).

G.1.7 Surveillance and Audits

A comprehensive surveillance of field operations during the Load Lines 2, 3, and 4 Phase II RI was conducted on July 28 and 29, 2001, by the SAIC Engineering and Environmental Management Group (EEMG) QA Program in order to evaluate the implementation of project-specific QA requirements and EEMG QA procedures. This surveillance assessed the following field and administrative items:

- readiness review and project kickoff checklists;
- use of personal protective equipment (PPE);
- adherence to the SAP;
- well installation and field documentation;
- training records;
- health and safety requirements;
- preparation of logbooks;

- field and laboratory chain of custody (COC) forms generated through July 29, 2001;
- disposition of FCOs;
- field explosives laboratory operations;
- decontamination of sampling equipment; and
- management of investigation derived waste (IDW).

The surveillance found that the personnel and experience present during field work ensured adherence to, and implementation of, the SAP, the Phase II RI Addendum to the Facility-wide Health and Safety Plan, and QA procedures for this project. Readiness review and project kickoff checklists conducted by project management clearly defined and organized the completion of project goals. PPE was used appropriately. Soil sampling, monitoring well installation, and documentation were accomplished per the SAP. Training records were reviewed and found to be complete. Logbooks were found to be detailed and complete. Field and laboratory COC forms generated through July 29, 2001, were found to be complete. All FCOs were approved by the USACE technical representative or designee. Observation of the field laboratory demonstrated that a good system had been established for the colorimetric analyses. Decontamination was observed and found to be in compliance with the Facility-wide SAP and Phase II RI SAP addendum. IDW generated during the Phase II RI was observed and was handled in compliance with the site-specific waste management plan, as detailed in the Facility-wide SAP and Phase II RI SAP Addendum. One NCR resulted from the surveillance and is documented in Section G.3.2 of this appendix.

G.1.8 Standby Directive

A standby directive was issued on all fieldwork activities due to the terrorist attacks of September 11, 2001, which increased security measures implemented at RVAAP. Field operations were placed in a secure and compliant state on the morning of September 12, 2001, and all samples collected to that point had to be shipped by ground due to the grounding of all air travel. All project field records were stored in a secure building during standby. All rented field equipment was returned to vendors and field staff returned to home offices. Worked resumed on September 18, 2001, under increased security requirements.

G.2 ANALYTICAL LABORATORY QUALITY ASSURANCE

SAIC subcontracted Severn Trent Laboratories Inc. (STL) to perform chemical analysis of samples collected during the Phase II RI. The selected laboratory is certified by the USACE, Missouri River Division, Mandatory Center of Expertise in Omaha, Nebraska. In addition, this laboratory was technically audited by SAIC prior to contract award. QA split samples were collected and submitted to an independent USACE QA laboratory, GP Environmental, Inc., located in Gaithersburg, Maryland.

G.2.1 Readiness Review

Laboratory QA/QC activities were initiated during the readiness review. The readiness review ensured that (1) governing documents and approved analytical methods were controlled and properly distributed, (2) the laboratory was scheduled and ready to conduct the analysis, (3) logistical coordination was established between the laboratory and the field team, and (4) laboratory QA programs were consistent and compatible with the project requirements.

G.2.2 Procedures

Prior to initiation of analytical support for the Phase II RI, STL and SAIC reviewed and negotiated a contract based on a comprehensive laboratory Statement of Work (SOW). The laboratory SOW detailed project-specific requirements, including the parameters to be measured, analytical methods, adherence to U.S. Environmental Protection Agency (EPA) SW-846 protocols, project quantitation goals (sensitivity), and data deliverables requirements. All laboratory comments and questions were resolved before analytical work proceeded.

G.2.3 Laboratory Quality Control

To document laboratory data quality and to measure the quality of the analytical process, laboratory QC samples and data verification/validation were employed. The results of laboratory QC are discussed in the project Quality Control Summary Report (Appendix H). Analytical results of laboratory QC samples are included in the project file and form the basis of the data verification and evaluation process (Section G.2.5).

G.2.4 Laboratory Documentation

STL maintains comprehensive information regarding the entire analytical process. The laboratory delivered summary data packages and electronic deliverables consistent with those identified in the EPA SW-846 protocol to SAIC for validation and verification. Laboratory QC sample analyses were cross-referenced to the appropriate environmental field sample analyses in the laboratory deliverables.

G.2.5 Data Verification/Validation

Analytical data generated during this project were subjected to a rigorous process of data verification by SAIC. For verification of data, criteria were established against which the analytical results were compared and from which a judgment was rendered regarding the acceptability and qualification of the data (Appendix H). Upon receipt of data packages from each laboratory, the information was subjected to a systematic examination following standardized checklists and procedures to ensure content, presentation, administrative validity, and technical validity. Routine data changes were documented through data change forms. Data deficiencies or formal laboratory-related nonconformances were documented through an NCR process, as required.

Independent third party data validation and evaluation of QA sample data was performed by a USACE data validation contractor (Lee A. Knuppel and Associates), as further discussed in Appendix H.

G.3 QUALITY ASSURANCE DOCUMENTATION

Primary methods for documenting QA during the Load Lines 2, 3, and 4 Phase II RI include the completion of FCOs requiring USACE concurrence and NCRs generated in accordance with SAIC QA procedures. Copies of FCOs completed during the investigation are included in this appendix. Copies of NCRs are on record in the SAIC RVAAP project file.

G.3.1 Field Change Control

The FCOs were completed during the RI to request and document the rationale and approval for any departures from protocols specified in the approved Facility-wide SAP and Load Lines 2, 3, and 4 Phase II RI Addendum. Field changes provide clarification to the scope or refinement in the procedural

approach to a specific field activity. All FCOs were reviewed and approved by designated technical representatives of the USACE, Louisville District prior to implementation. None of the FCOs resulted in an adverse impact to project quality, schedule, or scope. Copies of the approved FCOs are included in this appendix. A summary of FCOs generated during the Phase II RI includes

- FCO No. 001 initiated analysis of hexavalent chromium (Cr⁺⁶) for four sample locations around Load Line 2 Building DB-802.
- FCO No. 002 documented the sampling of LL2-182, which was previously scheduled as a contingency sampling point.
- FCO No. 003 reassigned the depth at which LL2-183 was sampled.
- FCO No. 004 documented the change of sample LL2-185 from a soil sample to a sediment sample.
- FCO No. 005 documented the move of sample LL2-212 from a ballast to a ditch location.
- FCO No. 006 documented the addition of Cr(VI) to the laboratory analyses of LL2-186, -187, and -188.
- FCO No. 007 reassigned sediment sample locations for storm sewers at LL2.
- FCO No. 008 called for re-sampling of LL3-051 at a different depth.
- FCO No. 009 documented the addition of laboratory analyses to samples LL2-248 and -177, and the addition of a sediment sample from a sewer line near DB-3.
- FCO No. 010 documented the need for rewording in the sampling and analysis plan.

G.3.2 Nonconformance Reports

To identify and correct conditions adverse to quality, as described in the field and laboratory QA plans, NCRs and associated corrective action reports were completed, as necessary. Between project initiation and October 2001, one NCR was initiated and closed. A summary of the actions or items that warranted the initiation of the NCR included the following:

- NCR-2001-RVAAP-008 noted that sample tables in Chapter 5 of the SAP did not indicate that geotechnical samples were required for Load Lines 2, 3, and 4, but the SOW required collection of 20 disturbed surface soil samples for geotechnical analysis from each load line. There were no pre-printed labels for these samples so blank labels were prepared to collect the subject geotechnical samples. The sample point locations were recorded in the Sample Manager's project logbooks. Samples were collected and submitted for the requested analyses, and implementation of future internal technical reviews should be effective in preventing discrepancies by cross-checking written and tabulated sampling requirements. The NCR was closed at the time this report was written.

G.4 REFERENCES

USACE (U.S. Army Corps of Engineers) 2001a. *Facility-wide Sampling and Analysis Plan (SAP) for the Ravenna Army Ammunition Plant, Ravenna, Ohio*, DACA62-00-D-0001, DO CY 02, March.

USACE 2001b. *Sampling and Analysis Plan Addendum No. 1 for the Load Lines 2, 3, and 4 Phase II Remedial Investigation, Ravenna Army Ammunition Plant, Ravenna, Ohio*, F44650-99-D-0007, ECAS 186, July.

ATTACHMENTS

FIELD CHANGE ORDERS

THIS PAGE INTENTIONALLY LEFT BLANK.

FCO NO 01 **Field Change Order (FCO)**

MODIFICATION NO. _____ DATE 7/25/01 WORK AUTHORIZATION _____

TYPE OF CHANGE Addition PRIORITY EMERGENCY URGENT ROUTINE

ADS NO. _____ CYWP NO. _____ CWBS NO. _____ MINOR MAJOR OTHER

REQUESTER IDENTIFICATION
NAME A Brad Richardson ORGANIZATION SAIC PHONE _____

TITLE Field Ops Manager SIGNATURE A Brad Richardson

BASELINE IDENTIFICATION
BASELINE(S) AFFECTED COST SCOPE MILESTONES METHOD OF ACCOMPLISHMENT

PROGRAM SERVICE _____ REVISION NO. _____ CAM SIGNATURE _____

ORDER NO. _____ PHONE _____

DESCRIPTION OF CHANGE
The 4 sample locations proposed around LL2-building DB-802 (LL2-177, 178, 175, 176) were not scoped to have Cr+6 analysis conducted. John Jent request these 4 sample locations include ^{with} sample Cr+6 analysis. Initially just the top sample (0-1').

JUSTIFICATION
These sample locations are around the Load Line 2 Building DB-802. This building contained activities which used chromic ^{acid} rinse for de-milling purposes. Therefore, these sample locations should be tested for Cr+6

IMPACT OF NOT IMPLEMENTING REQUEST
May miss any potential Cr+6 contamination in the DB-802 building area.

PARTICIPANTS AFFECTED BY IMPLEMENTING REQUEST
Sample crews, Sample manager, Analytical Lab.

COST ESTIMATE \$ 140.00 ESTIMATOR SIGNATURE A Brad Richardson
PHONE 614-793-7600 DATE 7-25/01

PREVIOUS FC AFFECTED YES NO

APPROVAL CLIENT
PROJECT MANAGER SIGNATURE John P. Jent DATE 7-25-01

QAS REVIEW _____ DATE _____

TIME FROM INITIATION TO ACTION _____

FCO NO 02 **Field Change Order (FCO)**
 MODIFICATION NO. _____ DATE 7/26/01 WORK AUTHORIZATION _____
 TYPE OF CHANGE _____ PRIORITY EMERGENCY URGENT ROUTINE
 ADS NO. _____ CYWP NO. _____ CWBS NO. _____ MINOR MAJOR OTHER

REQUESTER IDENTIFICATION
 NAME A Brad Richardson ORGANIZATION SAIC PHONE 614-793-7600
 TITLE Field Mgr. SIGNATURE A Brad Richardson

BASELINE IDENTIFICATION Change: RVAAP Phase II R1. Table
 BASELINE(S) AFFECTED COST SCOPE MILESTONES METHOD OF ACCOMPLISHMENT

PROGRAM SERVICE _____ REVISION NO. _____ CAM SIGNATURE _____
 ORDER NO. _____
 DESCRIPTION OF CHANGE : Per John Jent (Client) PHONE _____
LL2-182' added as ditch sample near Kelly's Pond. This is a schedule "contingency" sample. But additional lab analysis will include SVOCs/PCBs/Pest. and VOCs and forced explosives

JUSTIFICATION
Client requests additional lab analysis because This is an important outfall location. Per ~~APR~~ 7/26/01 Additional Results may be useful for risk purposes

IMPACT OF NOT IMPLEMENTING REQUEST
incomplete characterization of south outfall of LL 2
 This location is where storm water from LL 2's eastern tributary area exits site.

PARTICIPANTS AFFECTED BY IMPLEMENTING REQUEST
Sample Management
 " Crew
 Laboratory(s)

COST ESTIMATE \$ APR 7/26/01 \$670,00
944,000 ESTIMATOR SIGNATURE A Brad Richardson
 210 SVOC = 154 VOL = 154 115 PHONE 614-793-7600 DATE 7/26/01
 85 PCB = 522 Exp. = 339 145
 135 Pest = 444

PREVIOUS FC AFFECTED YES NO
 APPROVAL CLIENT
 PROJECT MANAGER SIGNATURE JLP Jent DATE 7-26-01
 QAS REVIEW _____ DATE _____
 TIME FROM INITIATION TO ACTION _____

FCO NO 03 **Field Change Order (FCO)**
 MODIFICATION NO. _____ DATE 7/26/01 WORK AUTHORIZATION _____
 TYPE OF CHANGE switch/change PRIORITY EMERGENCY URGENT ROUTINE
 ADS NO. _____ CYWP NO. _____ CWBS NO. _____ MINOR MAJOR OTHER

REQUESTER IDENTIFICATION
 NAME A Brad Richardson ORGANIZATION SAIC PHONE 614-793-7600
 TITLE Field Manager SIGNATURE A Brad Richardson

BASELINE IDENTIFICATION
 BASELINE(S) AFFECTED COST SCOPE MILESTONES METHOD OF ACCOMPLISHMENT
 PROGRAM SERVICE _____ REVISION NO. _____ CAM SIGNATURE _____
 ORDER NO. _____

DESCRIPTION OF CHANGE "RVAAP Phase II R1" Table S.1 PHONE _____
Contingency sample LL2-183, located in south culvert (south of DB802) inlet; depth change from 0-1' to 0-6". Add sample 1002 at this location from 6"-1.5'.
Delete LL2-184 to pay for LL2-183-1002 ; added Cr+6 to 1002 (\$35)

JUSTIFICATION
Added Cr+6 to LL2-183-1002 (0.5'-1.5') due to proximity of drainage inlet to Building DB-802 (chromic acid bath location).

IMPACT OF NOT IMPLEMENTING REQUEST
incomplete characterization of Cr+6 in sediments drained from DB-802

PARTICIPANTS AFFECTED BY IMPLEMENTING REQUEST
Sample Management
Sediment Sampling Crew

COST ESTIMATE \$ \$35.00 ESTIMATOR SIGNATURE A Brad Richardson
 PHONE 614-793-7600 DATE 7/26/01

PREVIOUS FC AFFECTED YES NO
 APPROVAL CLIENT
 PROJECT MANAGER SIGNATURE J.P. Junt DATE 7-26-01
 QAS REVIEW _____ DATE _____
 TIME FROM INITIATION TO ACTION _____

FCO NO 04 **Field Change Order (FCO)**
 MODIFICATION NO. _____ DATE 7/26/01 WORK AUTHORIZATION _____
 TYPE OF CHANGE change/addition PRIORITY EMERGENCY URGENT ROUTINE
 ADS NO. _____ CYWP NO. _____ CWBS NO. _____ MINOR MAJOR OTHER

REQUESTER IDENTIFICATION
 NAME A Brad Richardson ORGANIZATION SAIC PHONE 614-793-7600
 TITLE Field Manager SIGNATURE A Brad Richardson

BASELINE IDENTIFICATION
 BASELINE(S) AFFECTED COST SCOPE MILESTONES METHOD OF ACCOMPLISHMENT
 PROGRAM SERVICE _____ REVISION NO. _____ CAM SIGNATURE _____
 ORDER NO. _____

DESCRIPTION OF CHANGE RVAAP Phase II R1 ; Table 5-1 PHONE _____
Contingency sample sample LL2-185 ; changed from soil sample to sediment sample. Added Cr+6.

JUSTIFICATION
Location of Contingency sample LL2-185 is culvert south and down stream of DB-802 (former chromic acid bath location). Added Cr+6 due to its proximity to DB-802

IMPACT OF NOT IMPLEMENTING REQUEST
Possible incomplete characterization of Cr+6 in sediments drained from DB-802

PARTICIPANTS AFFECTED BY IMPLEMENTING REQUEST
Sample Management.
Sediment Sampling Crew(s)

COST ESTIMATE \$ 35,00 ESTIMATOR SIGNATURE A Brad Richardson
 PHONE 614-793-7600 DATE 7/28/01

PREVIOUS FC AFFECTED YES NO
 APPROVAL CLIENT
 PROJECT MANAGER SIGNATURE JWP Jenl DATE 7-26-01
 QAS REVIEW _____ DATE _____
 TIME FROM INITIATION TO ACTION _____

FCO NO 05 **Field Change Order (FCO)**
 MODIFICATION NO. _____ DATE 7/26/01 WORK AUTHORIZATION _____
 TYPE OF CHANGE change PRIORITY EMERGENCY URGENT ROUTINE
 ADS NO. _____ CYWP NO. _____ CWBS NO. _____ MINOR MAJOR OTHER

REQUESTER IDENTIFICATION
 NAME A Brad Richardson ORGANIZATION SAC PHONE 614-793-7600
 TITLE Field Manager SIGNATURE A Brad Richardson

BASELINE IDENTIFICATION
 BASELINE(S) AFFECTED COST SCOPE MILESTONES METHOD OF ACCOMPLISHMENT

PROGRAM SERVICE _____ REVISION NO. _____ CAM SIGNATURE _____
 ORDER NO. _____

DESCRIPTION OF CHANGE RVAAP Phase II R1; Table 5-1 PHONE _____
RR Track DH (Ballast) sample (LL2-212) location moved to ditch west of SW corner of DB-802 and is now a sediment sample. Therefore sample #1157 will not be collected (ballast sample) and #1152 will be collected as 0'-1' sediment - Analytes unchanged

JUSTIFICATION
Client decided LL2-212 location (south of road) would be less applicable for Cr+6 characterization than the ditch sediment adjacent to DB-802 (chronic acid bath activities): cost offsets \$35.00 expense applied to FCO #4

IMPACT OF NOT IMPLEMENTING REQUEST
Possibly incomplete characterization of Cr+6 in ditch adjacent to DB-802

PARTICIPANTS AFFECTED BY IMPLEMENTING REQUEST
Sample Manager
Soil/Sediment Samples

COST ESTIMATE \$ ~~\$35.00~~ ESTIMATOR SIGNATURE A Brad Richardson
\$180.00 PHONE 614-793-7600 DATE 7/26/01

PREVIOUS FC AFFECTED YES NO This FCO (\$-35.00) offsets 35.00 for FCO #4
 APPROVAL CLIENT
 PROJECT MANAGER SIGNATURE J.P. J DATE _____
 QAS REVIEW _____ DATE _____
 TIME FROM INITIATION TO ACTION _____

FCO NO 06 **Field Change Order (FCO)**
 MODIFICATION NO. _____ DATE 7/27/01 WORK AUTHORIZATION _____
 TYPE OF CHANGE Addition PRIORITY EMERGENCY URGENT ROUTINE
 ADS NO. _____ CYWP NO. _____ CWBS NO. _____ MINOR MAJOR OTHER

REQUESTER IDENTIFICATION
 NAME A Brad Richardson ORGANIZATION SAIC PHONE 614-793-7600
 TITLE Field Manager SIGNATURE [Signature]

BASELINE IDENTIFICATION
 BASELINE(S) AFFECTED COST SCOPE MILESTONES METHOD OF ACCOMPLISHMENT and 187 8/23/01
 PROGRAM SERVICE _____ REVISION NO. _____ CAM SIGNATURE _____
 ORDER NO. _____
 DESCRIPTION OF CHANGE RVAAP Phase II R1; Table 5-1 PHONE _____
Contingency Samples LL2-186, 187 and 188 added Cr+6 to lab. analysis since they are located very near Building DB-802 which formerly had chromic acid bath activities.

JUSTIFICATION
Added Cr+6 due to proximity to DB-802 (former chromic acid bath activities):

IMPACT OF NOT IMPLEMENTING REQUEST
Possible incomplete characterization of Cr+6 in these soil samples

PARTICIPANTS AFFECTED BY IMPLEMENTING REQUEST
Sample Management
Soil Sample crews)

COST ESTIMATE \$ 105.00 ESTIMATOR SIGNATURE _____
Cr+6=35 PHONE 614-793-7600 DATE 7/27/01

PREVIOUS FC AFFECTED YES NO
 APPROVAL CLIENT
 PROJECT MANAGER SIGNATURE [Signature] DATE 7-27-01
 QAS REVIEW _____ DATE _____
 TIME FROM INITIATION TO ACTION _____

FCO NO 07 **Field Change Order (FCO)**
 MODIFICATION NO. _____ DATE 07/29/01 WORK AUTHORIZATION _____
 TYPE OF CHANGE changes / Cr+6 add. PRIORITY EMERGENCY URGENT ROUTINE
 ADS NO. _____ CYWP NO. _____ CWBS NO. _____ MINOR MAJOR OTHER

REQUESTER IDENTIFICATION
 NAME A Brad Richardson ORGANIZATION SAIC PHONE 614-793-7600
 TITLE Field Manager SIGNATURE A Brad Richardson

BASELINE IDENTIFICATION
 BASELINE(S) AFFECTED COST SCOPE MILESTONES METHOD OF ACCOMPLISHMENT
 PROGRAM SERVICE _____ REVISION NO. _____ CAM SIGNATURE _____
 ORDER NO. _____

DESCRIPTION OF CHANGE RVAAP Phase II R1 Table 5-2 PHONE _____
D. 4/29/01 Sediment Sample locations from Storm Sewers at LL2 changed as follows
 ① Inlet DB2 Replaced w/ Inlet C4 (this also has added Cr+6 analysis) (LL2-235)
 ② Inlet DB15 Replaced w/ Inlet DB14 (LL2-244)
 ③ MH 303 Replaced w/ MH 304 (LL2-254)

JUSTIFICATION
 These three (3) structures were collapsed or otherwise inaccessible. Their replacements are similar structures. The additional Cr+6 for LL2-235 (Inlet C4) is due to its proximity to DB-802 (former chronic acid bath location)

IMPACT OF NOT IMPLEMENTING REQUEST LL2
 Incomplete characterization of storm sewers and Cr+6 impact near DB-802

PARTICIPANTS AFFECTED BY IMPLEMENTING REQUEST
Sample Management & Laboratory
Sed. Sample Crew(s)

COST ESTIMATE \$ 35.00 ESTIMATOR SIGNATURE A Brad Richardson
Cr+6 = 35 PHONE 614-793-7600 DATE 7/29/01

PREVIOUS FC AFFECTED YES NO
 APPROVAL CLIENT
 PROJECT MANAGER SIGNATURE John P Jant DATE 07-29-01
 QAS REVIEW _____ DATE _____
 TIME FROM INITIATION TO ACTION _____

FCO NO 08 **Field Change Order (FCO)**

MODIFICATION NO. _____ DATE 7/29/01 WORK AUTHORIZATION _____

TYPE OF CHANGE _____ PRIORITY EMERGENCY URGENT ROUTINE

ADS NO. _____ CYWP NO. _____ CWBS NO. _____ MINOR MAJOR OTHER

REQUESTER IDENTIFICATION
NAME A Brad Richardson ORGANIZATION SAIC PHONE 614 793-7600

TITLE Field Manager SIGNATURE *A Brad Richardson*

BASELINE IDENTIFICATION
BASELINE(S) AFFECTED COST SCOPE MILESTONES METHOD OF ACCOMPLISHMENT

PROGRAM SERVICE _____ REVISION NO. _____ CAM SIGNATURE _____
ORDER NO. _____

DESCRIPTION OF CHANGE RVAAP Phase II R1 Table 5-6 PHONE _____
Resample Phase I location LL3-051 should be 0-1 ft instead of 0-0.5'.

JUSTIFICATION
The ^{7/29/01} ~~thick~~ Thicker sample should statistically be more representative. for characterization of COCs

IMPACT OF NOT IMPLEMENTING REQUEST
May have incomplete characterization at this location

PARTICIPANTS AFFECTED BY IMPLEMENTING REQUEST
Sample Management,
Sed Sampling Crews.

COST ESTIMATE \$ none ESTIMATOR SIGNATURE _____
PHONE _____ DATE _____

PREVIOUS FC AFFECTED YES NO

APPROVAL CLIENT
PROJECT MANAGER SIGNATURE *[Signature]* DATE 7-29-01

QAS REVIEW _____ DATE _____

TIME FROM INITIATION TO ACTION _____

FCO NO 09 **Field Change Order (FCO)**
 MODIFICATION NO. _____ DATE 7/29/01 WORK AUTHORIZATION _____
 TYPE OF CHANGE additions (3) PRIORITY EMERGENCY URGENT ROUTINE
 ADS NO. _____ CYWP NO. _____ CWBS NO. _____ MINOR MAJOR OTHER

REQUESTER IDENTIFICATION
 NAME A Brad Richardson ORGANIZATION SALC PHONE 614-793-7605
 TITLE Field Manager SIGNATURE A Brad Richardson

BASELINE IDENTIFICATION
 BASELINE(S) AFFECTED COST SCOPE MILESTONES METHOD OF ACCOMPLISHMENT
 PROGRAM SERVICE _____ REVISION NO. _____ CAM SIGNATURE _____
 ORDER NO. _____

DESCRIPTION OF CHANGE RVAAP Phase II RI SAP PHONE _____
 ① Sed sample LL2-248 will have Cr+6 added to its list of lab analyses.
 ② Soil sample LL2-177 will have VOC's & SVOC's added to list of lab analyses.
 ③ Addition sample collected from storm sewer pipe (sediment only) near DB-3

JUSTIFICATION
 ① Outfall location is downgradient of DB 802 (former chromic acid bath)
 ② During sampling the PID indicated VOC at 100 ppm.
 ③ Broken storm sewer pipe has 2-3 inch thickness of sediment. Most times the sample locations are scoured clear of sediments.

IMPACT OF NOT IMPLEMENTING REQUEST
 ① May result in incomplete characterization of COCs.
 ② " " " " " " " "
 ③ May miss good opportunity for good quality storm sewer sediment sample.

PARTICIPANTS AFFECTED BY IMPLEMENTING REQUEST <u>Sample Management</u> <u>Soil/Sed Sampling Crew(s)</u>	Costing Cr+6 = 35 VOC = 115 SVOC = 210 Add Sample = 475
---	---

COST ESTIMATE \$ 835 ESTIMATOR SIGNATURE A Brad Richardson
 PHONE 614-793-7600 DATE 7/29/01

PREVIOUS FC AFFECTED YES NO
 APPROVAL CLIENT PROJECT MANAGER SIGNATURE Jel Jel DATE 7-29-01
 QAS REVIEW _____ DATE _____
 TIME FROM INITIATION TO ACTION _____

FCO NO 10 **Field Change Order (FCO)**
 MODIFICATION NO. _____ DATE 07/30/01 WORK AUTHORIZATION _____
 TYPE OF CHANGE change of W.P. PRIORITY EMERGENCY URGENT ROUTINE
 ADS NO. _____ CYWP NO. _____ CWBS NO. _____ MINOR MAJOR OTHER

REQUESTER IDENTIFICATION
 NAME A Brad Richardson ORGANIZATION SAIC PHONE 614-793-7600
 TITLE Field Manager SIGNATURE A Brad Richardson

BASELINE IDENTIFICATION
 BASELINE(S) AFFECTED COST SCOPE MILESTONES METHOD OF ACCOMPLISHMENT
 PROGRAM SERVICE _____ REVISION NO. _____ CAM SIGNATURE _____
 ORDER NO. _____

DESCRIPTION OF CHANGE: March 2001 Facility-Wide SAP PHONE _____
Section 4.3.2.3.11, Well Development: Change the time frame for developing Monitoring Well from "not sooner than 48 hours after (completion) to ¹² 3/31/01 not longer than 7 days" to "not sooner than 48 hours".

JUSTIFICATION
No fluids are being injected or introduced to Monitoring Wells during their construction which would constitute the reasoning for starting development before longer than 7 days.

IMPACT OF NOT IMPLEMENTING REQUEST
Would result in missing deadlines

PARTICIPANTS AFFECTED BY IMPLEMENTING REQUEST
Field Crew(s)

COST ESTIMATE \$ NA ESTIMATOR SIGNATURE _____
 PHONE _____ DATE _____

PREVIOUS FC AFFECTED YES NO
 APPROVAL CLIENT
 PROJECT MANAGER SIGNATURE [Signature] DATE 7-30-01
 QAS REVIEW _____ DATE _____
 TIME FROM INITIATION TO ACTION _____