

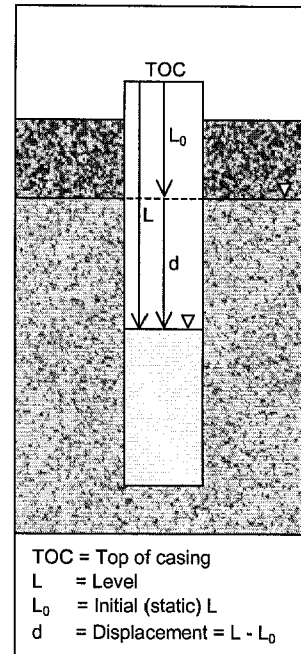
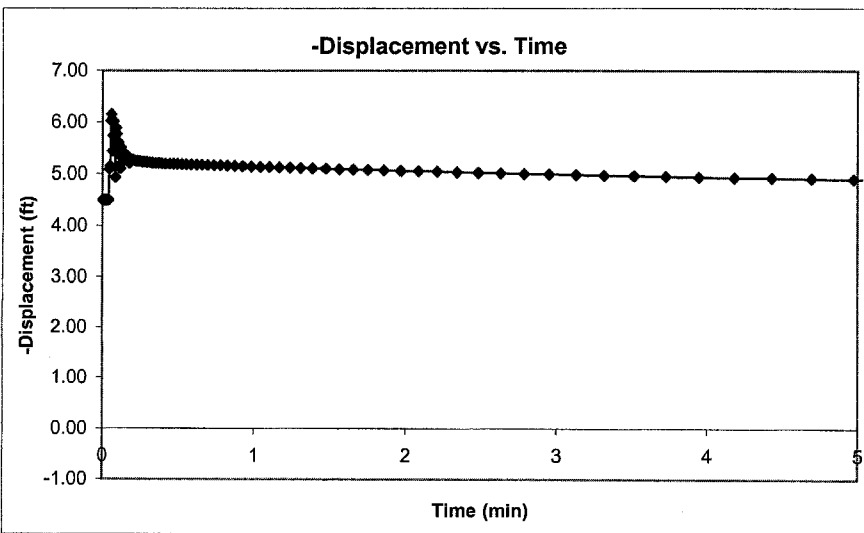
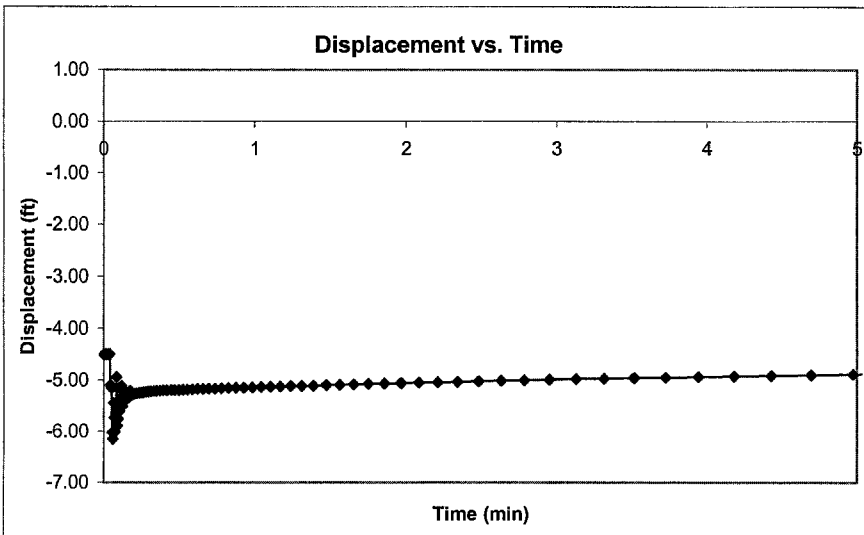
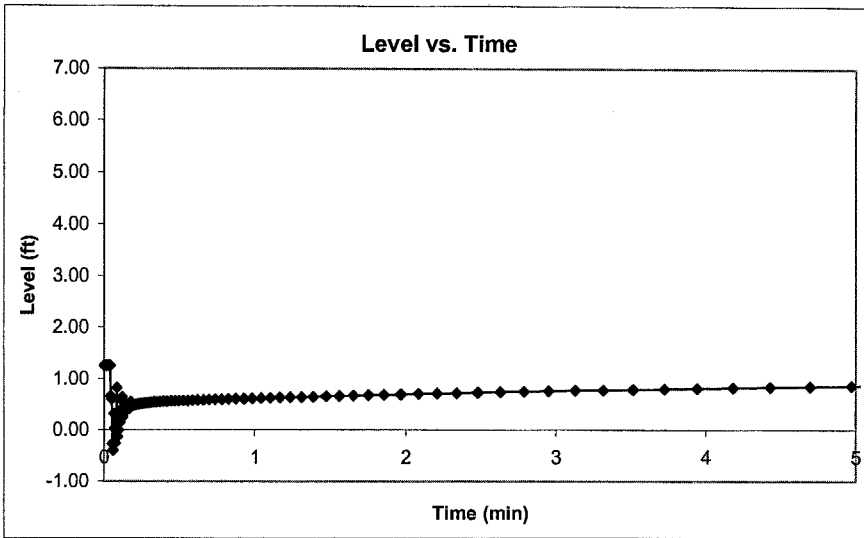
APPENDIX F
SLUG TEST LOGS AND SOLUTIONS

THIS PAGE INTENTIONALLY LEFT BLANK.

Load Line 3 Phase II RI Slug Test Summary

Monitoring Well ID	Total Depth (ft bgs)	Screened Interval (ft bgs)	Lithology in Screened Interval	Rising Head or Falling Head Test	Slug-Test-Determined Hydraulic Conductivity (ft/day)	Slug-Test-Determined Hydraulic Conductivity (cm/sec)
MW-232	39.77	26.8-36.8	sandstone w/ shale interbeds	Falling	5.91E-06	3.00E-06
				Rising	1.90E-04	9.63E-05
MW-234	22.6	9.8-19.8	sandstone w/ shale interbeds	Rising	6.34E-04	3.22E-04
MW-235	22.91	10.14-20.14	sandstone w/ shale interbeds	Rising	1.12E-05	5.71E-06
MW-236	26.52	13.7-23.77	sandstone w/ shale interbeds	Rising	4.76E-03	2.42E-03
MW-237	25.5	12.73-22.73	sandstone w/ shale interbeds	Falling	1.44E-04	7.33E-05
				Rising	4.92E-05	2.50E-05
MW-238	23.3	10.5-20.52	sandstone w/ shale interbeds	Rising	1.13E-06	5.72E-07
MW-239	37.58	24.85-34.85	sandstone	Falling	1.18E-04	5.98E-05
				Rising	4.13E-05	2.10E-05
MW-240	36.65	24.42-34.42	sandstone w/ shale interbeds	Rising	9.35E-04	4.75E-04
MW-241	25.52	12.71-22.71	sandstone w/ shale interbeds	Rising	1.51E-05	7.69E-06
MW-242	22.46	9.8-19.8	sandstone w/ shale interbeds	Rising	1.99E-05	1.01E-05
MW-243	26.3	13.8-23.8	sandstone	Rising	5.81E-02	2.95E-02

IN_SITU INC.	Troll	
Report generated:	4/5/2003	11:46:28
Report from file:		
DataMgr Version	2.12	
Serial number:	11280	
Firmware Version	6.24	
Unit name:	SP4000	
Test name:		LL3mw232 slugin
Test defined on:	9/27/2001	9:25:18
Test started on:	9/27/2001	9:26:44
Test stopped on:	9/27/2001	10:13:28
Test extracted on:	9/27/2001	10:13:39
Data gathered using Logarithmic testing		
Maximum time between data points:	1.0000	Minutes.
Number of data samples:	140	
TOTAL DATA SAMPLES	140	
Channel number [1]		
Measurement type:	Temperature	
Channel name:	OnBoard Temp	
Channel number [2]		
Measurement type:	Pressure/Level	
Channel name:	OnBoard Pressure	
Sensor Range:	15 PSI.	
Specific gravity:	1	
Mode:	TOC	
User-defined reference:	12.78	Feet H2O
Referenced on:	channel definition.	
Pressure head at reference:	0	Feet H2O



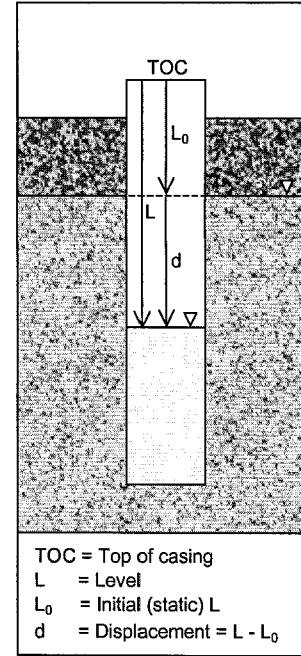
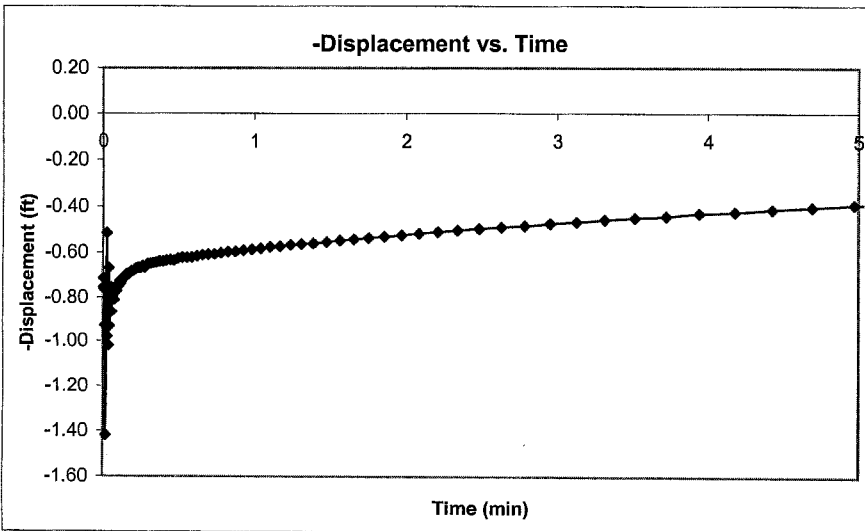
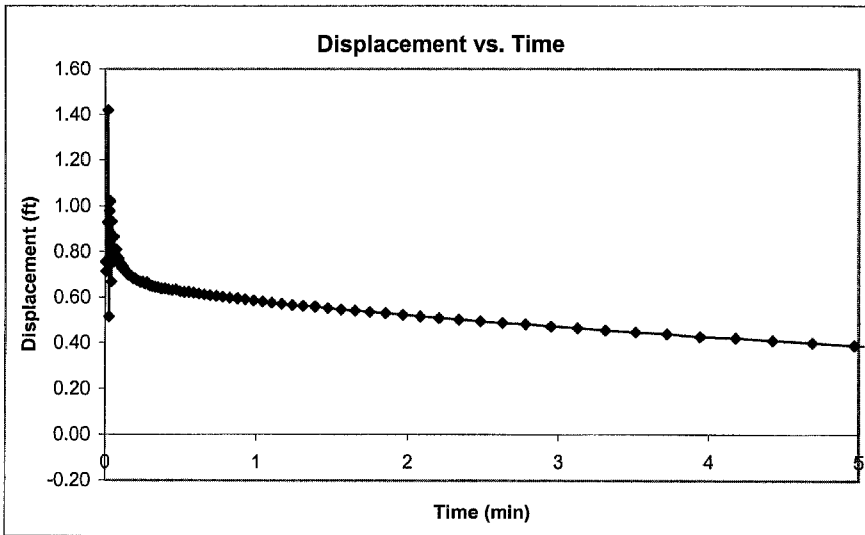
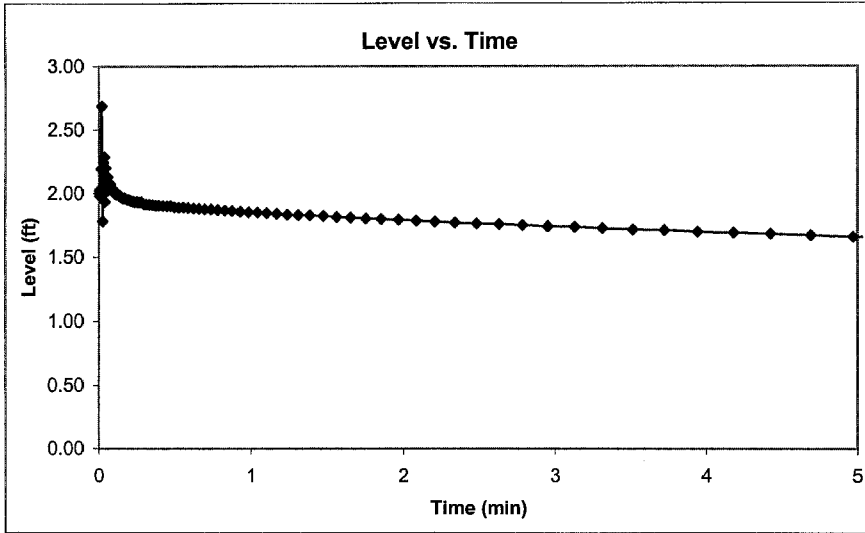
LL3M232					AqtwSolv	Final	Point	Point	Check
					Max	Chan[2]	ET	Chan[2]	
					(min)	Feet H2O	(min)	Feet H2O	
					284.0463	5.7560	5.0000	0.8610	Fall
						Rise	Fall		
				L		d	-d		
			Chan[1]	Chan[2]		Chan[2]	Chan[2]		
Date	Time	ET (min)	Fahrenheit	Feet H2O	ET (min)	Feet H2O	Feet H2O		
-----	-----	-----	-----	-----	-----	-----	-----		
9/27/2001	9:26:44	0.0000	50.5200	1.2580	0.0000	-4.4980	4.4980		
9/27/2001	9:26:44	0.0050	50.5200	1.2560	0.0050	-4.5000	4.5000		
9/27/2001	9:26:44	0.0100	50.5300	1.2650	0.0100	-4.4910	4.4910		
9/27/2001	9:26:44	0.0150	50.5300	1.2580	0.0150	-4.4980	4.4980		
9/27/2001	9:26:45	0.0200	50.5400	1.2580	0.0200	-4.4980	4.4980		
9/27/2001	9:26:45	0.0250	50.5500	1.2630	0.0250	-4.4930	4.4930		
9/27/2001	9:26:45	0.0300	50.5500	1.2600	0.0300	-4.4960	4.4960		
9/27/2001	9:26:46	0.0350	50.5700	1.2510	0.0350	-4.5050	4.5050		
9/27/2001	9:26:46	0.0400	50.5800	1.2600	0.0400	-4.4960	4.4960		
9/27/2001	9:26:46	0.0450	50.5800	0.6650	0.0450	-5.0910	5.0910		
9/27/2001	9:26:47	0.0500	50.5900	0.6030	0.0500	-5.1530	5.1530		
9/27/2001	9:26:47	0.0550	50.5900	-0.2670	0.0550	-6.0230	6.0230		
9/27/2001	9:26:47	0.0600	50.5900	-0.3960	0.0600	-6.1520	6.1520		
9/27/2001	9:26:47	0.0650	50.6000	0.3150	0.0650	-5.4410	5.4410		
9/27/2001	9:26:48	0.0700	50.6000	0.0240	0.0700	-5.7320	5.7320		
9/27/2001	9:26:48	0.0750	50.6100	-0.2550	0.0750	-6.0110	6.0110		
9/27/2001	9:26:48	0.0800	50.6100	0.0590	0.0800	-5.6970	5.6970		
9/27/2001	9:26:49	0.0850	50.6200	0.8180	0.0850	-4.9380	4.9380		
9/27/2001	9:26:49	0.0900	50.6200	-0.1330	0.0900	-5.8890	5.8890		
9/27/2001	9:26:49	0.0950	50.6300	-0.0060	0.0950	-5.7620	5.7620		
9/27/2001	9:26:50	0.1000	50.6300	0.3720	0.1000	-5.3840	5.3840		
9/27/2001	9:26:50	0.1058	50.6300	0.1460	0.1058	-5.6100	5.6100		
9/27/2001	9:26:50	0.1120	50.6400	0.5870	0.1120	-5.1690	5.1690		
9/27/2001	9:26:51	0.1185	50.6400	0.6470	0.1185	-5.1090	5.1090		
9/27/2001	9:26:51	0.1255	50.6500	0.2480	0.1255	-5.5080	5.5080		
9/27/2001	9:26:51	0.1328	50.6600	0.4440	0.1328	-5.3120	5.3120		
9/27/2001	9:26:52	0.1407	50.6600	0.4620	0.1407	-5.2940	5.2940		
9/27/2001	9:26:52	0.1490	50.6600	0.3750	0.1490	-5.3810	5.3810		
9/27/2001	9:26:53	0.1578	50.6700	0.4880	0.1578	-5.2680	5.2680		
9/27/2001	9:26:54	0.1672	50.6900	0.4140	0.1672	-5.3420	5.3420		
9/27/2001	9:26:54	0.1770	50.7200	0.5520	0.1770	-5.2040	5.2040		
9/27/2001	9:26:55	0.1875	50.6900	0.4740	0.1875	-5.2820	5.2820		
9/27/2001	9:26:55	0.1985	50.7200	0.4830	0.1985	-5.2730	5.2730		
9/27/2001	9:26:56	0.2102	50.7200	0.4950	0.2102	-5.2610	5.2610		
9/27/2001	9:26:57	0.2227	50.7300	0.5040	0.2227	-5.2520	5.2520		
9/27/2001	9:26:58	0.2358	50.7300	0.5090	0.2358	-5.2470	5.2470		
9/27/2001	9:26:58	0.2498	50.7300	0.5150	0.2498	-5.2410	5.2410		
9/27/2001	9:26:59	0.2647	50.7300	0.5220	0.2647	-5.2340	5.2340		
9/27/2001	9:27:00	0.2803	50.7400	0.5270	0.2803	-5.2290	5.2290		
9/27/2001	9:27:01	0.2970	50.7400	0.5320	0.2970	-5.2240	5.2240		
9/27/2001	9:27:02	0.3147	50.7400	0.5390	0.3147	-5.2170	5.2170		
9/27/2001	9:27:04	0.3333	50.7400	0.5430	0.3333	-5.2130	5.2130		
9/27/2001	9:27:05	0.3532	50.7500	0.5480	0.3532	-5.2080	5.2080		
9/27/2001	9:27:06	0.3742	50.7500	0.5500	0.3742	-5.2060	5.2060		
9/27/2001	9:27:07	0.3963	50.7400	0.5550	0.3963	-5.2010	5.2010		
9/27/2001	9:27:09	0.4198	50.7400	0.5590	0.4198	-5.1970	5.1970		
9/27/2001	9:27:10	0.4447	50.7500	0.5620	0.4447	-5.1940	5.1940		
9/27/2001	9:27:12	0.4697	50.7500	0.5640	0.4697	-5.1920	5.1920		
9/27/2001	9:27:13	0.4963	50.7500	0.5660	0.4963	-5.1900	5.1900		

9/27/2001	9:27:15	0.5247	50.7500	0.5680	0.5247	-5.1880	5.1880		
9/27/2001	9:27:17	0.5547	50.7600	0.5730	0.5547	-5.1830	5.1830		
9/27/2001	9:27:19	0.5863	50.7500	0.5750	0.5863	-5.1810	5.1810		
9/27/2001	9:27:21	0.6213	50.7500	0.5800	0.6213	-5.1760	5.1760		
9/27/2001	9:27:23	0.6580	50.7500	0.5820	0.6580	-5.1740	5.1740		
9/27/2001	9:27:25	0.6963	50.7500	0.5870	0.6963	-5.1690	5.1690		
9/27/2001	9:27:28	0.7380	50.7500	0.5920	0.7380	-5.1640	5.1640		
9/27/2001	9:27:30	0.7813	50.7500	0.5960	0.7813	-5.1600	5.1600		
9/27/2001	9:27:33	0.8280	50.7500	0.6010	0.8280	-5.1550	5.1550		
9/27/2001	9:27:36	0.8763	50.7500	0.6050	0.8763	-5.1510	5.1510		
9/27/2001	9:27:39	0.9280	50.7500	0.6100	0.9280	-5.1460	5.1460		
9/27/2001	9:27:42	0.9830	50.7400	0.6150	0.9830	-5.1410	5.1410		
9/27/2001	9:27:46	1.0413	50.7400	0.6220	1.0413	-5.1340	5.1340		
9/27/2001	9:27:50	1.1030	50.7400	0.6260	1.1030	-5.1300	5.1300		
9/27/2001	9:27:54	1.1680	50.7400	0.6330	1.1680	-5.1230	5.1230		
9/27/2001	9:27:58	1.2380	50.7400	0.6380	1.2380	-5.1180	5.1180		
9/27/2001	9:28:02	1.3113	50.7300	0.6400	1.3113	-5.1160	5.1160		
9/27/2001	9:28:07	1.3897	50.7300	0.6470	1.3897	-5.1090	5.1090		
9/27/2001	9:28:12	1.4730	50.7300	0.6560	1.4730	-5.1000	5.1000		
9/27/2001	9:28:17	1.5613	50.7200	0.6650	1.5613	-5.0910	5.0910		
9/27/2001	9:28:23	1.6547	50.7200	0.6720	1.6547	-5.0840	5.0840		
9/27/2001	9:28:29	1.7530	50.7200	0.6820	1.7530	-5.0740	5.0740		
9/27/2001	9:28:35	1.8580	50.7200	0.6880	1.8580	-5.0680	5.0680		
9/27/2001	9:28:42	1.9680	50.7100	0.6980	1.9680	-5.0580	5.0580		
9/27/2001	9:28:49	2.0847	50.7100	0.7050	2.0847	-5.0510	5.0510		
9/27/2001	9:28:56	2.2097	50.7000	0.7140	2.2097	-5.0420	5.0420		
9/27/2001	9:29:04	2.3413	50.7000	0.7230	2.3413	-5.0330	5.0330		
9/27/2001	9:29:12	2.4813	50.6900	0.7350	2.4813	-5.0210	5.0210		
9/27/2001	9:29:21	2.6297	50.6900	0.7440	2.6297	-5.0120	5.0120		
9/27/2001	9:29:31	2.7863	50.6700	0.7530	2.7863	-5.0030	5.0030		
9/27/2001	9:29:41	2.9530	50.6700	0.7620	2.9530	-4.9940	4.9940		
9/27/2001	9:29:51	3.1297	50.6700	0.7740	3.1297	-4.9820	4.9820		
9/27/2001	9:30:02	3.3163	50.6600	0.7850	3.3163	-4.9710	4.9710		
9/27/2001	9:30:14	3.5147	50.6500	0.7920	3.5147	-4.9640	4.9640		
9/27/2001	9:30:27	3.7247	50.6500	0.8040	3.7247	-4.9520	4.9520		
9/27/2001	9:30:40	3.9463	50.6400	0.8150	3.9463	-4.9410	4.9410		
9/27/2001	9:30:54	4.1813	50.6300	0.8270	4.1813	-4.9290	4.9290		
9/27/2001	9:31:09	4.4297	50.6300	0.8380	4.4297	-4.9180	4.9180		
9/27/2001	9:31:25	4.6930	50.6200	0.8500	4.6930	-4.9060	4.9060		
9/27/2001	9:31:42	4.9730	50.6100	0.8610	4.9730	-4.8950	4.8950		
9/27/2001	9:32:00	5.2697	50.6000	0.8750	5.2697	-4.8810	4.8810		
9/27/2001	9:32:18	5.5830	50.5900	0.8870	5.5830	-4.8690	4.8690		
9/27/2001	9:32:38	5.9147	50.5900	0.9010	5.9147	-4.8550	4.8550		
9/27/2001	9:32:59	6.2663	50.5800	0.9120	6.2663	-4.8440	4.8440		
9/27/2001	9:33:22	6.6397	50.5700	0.9240	6.6397	-4.8320	4.8320		
9/27/2001	9:33:46	7.0347	50.5500	0.9350	7.0347	-4.8210	4.8210		
9/27/2001	9:34:11	7.4530	50.5400	0.9490	7.4530	-4.8070	4.8070		
9/27/2001	9:34:37	7.8963	50.5400	0.9610	7.8963	-4.7950	4.7950		
9/27/2001	9:35:05	8.3663	50.5300	0.9720	8.3663	-4.7840	4.7840		
9/27/2001	9:35:35	8.8647	50.5200	0.9860	8.8647	-4.7700	4.7700		
9/27/2001	9:36:07	9.3913	50.5100	0.9930	9.3913	-4.7630	4.7630		
9/27/2001	9:36:40	9.9497	50.5000	1.0040	9.9497	-4.7520	4.7520		
9/27/2001	9:37:16	10.5413	50.5000	1.0140	10.5413	-4.7420	4.7420		
9/27/2001	9:37:54	11.1680	50.4900	1.0250	11.1680	-4.7310	4.7310		
9/27/2001	9:38:33	11.8313	50.4900	1.0320	11.8313	-4.7240	4.7240		
9/27/2001	9:39:16	12.5347	50.4800	1.0440	12.5347	-4.7120	4.7120		
9/27/2001	9:40:00	13.2797	50.4700	1.0510	13.2797	-4.7050	4.7050		
9/27/2001	9:40:48	14.0697	50.4700	1.0620	14.0697	-4.6940	4.6940		
9/27/2001	9:41:38	14.9063	50.4600	1.0710	14.9063	-4.6850	4.6850		
9/27/2001	9:42:31	15.7913	50.4600	1.0780	15.7913	-4.6780	4.6780		

9/27/2001	9:43:27	16.7297	50.4600	1.0870		16.7297	-4.6690	4.6690		
9/27/2001	9:44:27	17.7230	50.4600	1.0970		17.7230	-4.6590	4.6590		
9/27/2001	9:45:27	18.7230	50.4400	1.1060		18.7230	-4.6500	4.6500		
9/27/2001	9:46:27	19.7230	50.4400	1.1110		19.7230	-4.6450	4.6450		
9/27/2001	9:47:27	20.7230	50.4400	1.1170		20.7230	-4.6390	4.6390		
9/27/2001	9:48:27	21.7230	50.4400	1.1240		21.7230	-4.6320	4.6320		
9/27/2001	9:49:27	22.7230	50.4400	1.1310		22.7230	-4.6250	4.6250		
9/27/2001	9:50:27	23.7230	50.4300	1.1360		23.7230	-4.6200	4.6200		
9/27/2001	9:51:27	24.7230	50.4400	1.1410		24.7230	-4.6150	4.6150		
9/27/2001	9:52:27	25.7230	50.4300	1.1470		25.7230	-4.6090	4.6090		
9/27/2001	9:53:27	26.7230	50.4400	1.1500		26.7230	-4.6060	4.6060		
9/27/2001	9:54:27	27.7230	50.4300	1.1540		27.7230	-4.6020	4.6020		
9/27/2001	9:55:27	28.7230	50.4300	1.1590		28.7230	-4.5970	4.5970		
9/27/2001	9:56:27	29.7230	50.4300	1.1610		29.7230	-4.5950	4.5950		
9/27/2001	9:57:27	30.7230	50.4300	1.1660		30.7230	-4.5900	4.5900		
9/27/2001	9:58:27	31.7230	50.4300	1.1710		31.7230	-4.5850	4.5850		
9/27/2001	9:59:27	32.7230	50.4300	1.1730		32.7230	-4.5830	4.5830		
9/27/2001	10:00:27	33.7230	50.4300	1.1750		33.7230	-4.5810	4.5810		
9/27/2001	10:01:27	34.7230	50.4300	1.1800		34.7230	-4.5760	4.5760		
9/27/2001	10:02:27	35.7230	50.4300	1.1820		35.7230	-4.5740	4.5740		
9/27/2001	10:03:27	36.7230	50.4300	1.1840		36.7230	-4.5720	4.5720		
9/27/2001	10:04:27	37.7230	50.4300	1.1870		37.7230	-4.5690	4.5690		
9/27/2001	10:05:27	38.7230	50.4300	1.1890		38.7230	-4.5670	4.5670		
9/27/2001	10:06:27	39.7230	50.4300	1.1910		39.7230	-4.5650	4.5650		
9/27/2001	10:07:27	40.7230	50.4300	1.1940		40.7230	-4.5620	4.5620		
9/27/2001	10:08:27	41.7230	50.4200	1.1960		41.7230	-4.5600	4.5600		
9/27/2001	10:09:27	42.7230	50.4200	1.1980		42.7230	-4.5580	4.5580		
9/27/2001	10:10:27	43.7230	50.4200	1.1980		43.7230	-4.5580	4.5580		
9/27/2001	10:11:27	44.7230	50.4200	1.1980		44.7230	-4.5580	4.5580		
9/27/2001	10:12:27	45.7230	50.4900	1.2010		45.7230	-4.5550	4.5550		
9/27/2001	10:13:27	46.7230	50.6100	1.2010		46.7230	-4.5550	4.5550		
10/1/2001	11:08:54	99.0463	55.8800	5.7560		99.0463	0.0000	0.0000		
10/1/2001	11:13:54	104.0463	55.8900	5.7580		104.0463	0.0020	-0.0020		
10/1/2001	11:18:54	109.0463	55.8800	5.7610		109.0463	0.0050	-0.0050		
10/1/2001	11:23:54	114.0463	55.8800	5.7680		114.0463	0.0120	-0.0120		
10/1/2001	11:28:54	119.0463	55.8800	5.7680		119.0463	0.0120	-0.0120		
10/1/2001	11:33:54	124.0463	55.8800	5.7650		124.0463	0.0090	-0.0090		
10/1/2001	11:38:54	129.0463	55.8800	5.7650		129.0463	0.0090	-0.0090		
10/1/2001	11:43:54	134.0463	55.8800	5.7650		134.0463	0.0090	-0.0090		
10/1/2001	11:48:54	139.0463	55.8800	5.7630		139.0463	0.0070	-0.0070		
10/1/2001	11:53:54	144.0463	55.8800	5.7630		144.0463	0.0070	-0.0070		
10/1/2001	11:58:54	149.0463	55.8800	5.7650		149.0463	0.0090	-0.0090		
10/1/2001	12:03:54	154.0463	55.8900	5.7650		154.0463	0.0090	-0.0090		
10/1/2001	12:08:54	159.0463	55.8800	5.7650		159.0463	0.0090	-0.0090		
10/1/2001	12:13:54	164.0463	55.8800	5.7630		164.0463	0.0070	-0.0070		
10/1/2001	12:18:54	169.0463	55.8800	5.7630		169.0463	0.0070	-0.0070		
10/1/2001	12:23:54	174.0463	55.8800	5.7610		174.0463	0.0050	-0.0050		
10/1/2001	12:28:54	179.0463	55.8800	5.7610		179.0463	0.0050	-0.0050		
10/1/2001	12:33:54	184.0463	55.8900	5.7630		184.0463	0.0070	-0.0070		
10/1/2001	12:38:54	189.0463	55.8800	5.7630		189.0463	0.0070	-0.0070		
10/1/2001	12:43:54	194.0463	55.8800	5.7680		194.0463	0.0120	-0.0120		
10/1/2001	12:48:54	199.0463	55.8800	5.7680		199.0463	0.0120	-0.0120		
10/1/2001	12:53:54	204.0463	55.8800	5.7650		204.0463	0.0090	-0.0090		
10/1/2001	12:58:54	209.0463	55.8800	5.7630		209.0463	0.0070	-0.0070		
10/1/2001	13:03:54	214.0463	55.8800	5.7630		214.0463	0.0070	-0.0070		
10/1/2001	13:08:54	219.0463	55.8900	5.7650		219.0463	0.0090	-0.0090		
10/1/2001	13:13:54	224.0463	55.8800	5.7650		224.0463	0.0090	-0.0090		
10/1/2001	0.5548	229.0463	55.8800	5.7650		229.0463	0.0090	-0.0090		
10/1/2001	0.5583	234.0463	55.8800	5.7650		234.0463	0.0090	-0.0090		
10/1/2001	0.5617	239.0463	55.8800	5.7650		239.0463	0.0090	-0.0090		

10/1/2001	0.5652	244.0463	55.8800	5.7630		244.0463	0.0070	-0.0070		
10/1/2001	0.5687	249.0463	55.8800	5.7610		249.0463	0.0050	-0.0050		
10/1/2001	0.5722	254.0463	55.8800	5.7650		254.0463	0.0090	-0.0090		
10/1/2001	0.5756	259.0463	55.8800	5.7610		259.0463	0.0050	-0.0050		
10/1/2001	0.5791	264.0463	55.8800	5.7650		264.0463	0.0090	-0.0090		
10/1/2001	0.5826	269.0463	55.8800	5.7630		269.0463	0.0070	-0.0070		
10/1/2001	0.5860	274.0463	55.8800	5.7610		274.0463	0.0050	-0.0050		
10/1/2001	0.5895	279.0463	55.8800	5.7580		279.0463	0.0020	-0.0020		
10/1/2001	0.5930	284.0463	56.0700	5.7560		284.0463	0.0000	0.0000		

IN_SITU INC.	Troll	
Report generated:	4/5/2003	11:49:59
Report from file:		
DataMgr Version	2.12	
Serial number:	11280	
Firmware Version	6.24	
Unit name:	SP4000	
Test name:		LL3mw232 slugout
Test defined on:	9/27/2001	10:14:49
Test started on:	9/27/2001	10:15:10
Test stopped on:	9/27/2001	14:54:11
Test extracted on:	9/27/2001	14:54:20
Data gathered using Logarithmic testing		
Maximum time between data points:	1.0000	Minutes.
Number of data samples:	372	
TOTAL DATA SAMPLES		
	372	
Channel number [1]		
Measurement type:	Temperature	
Channel name:	OnBoard Temp	
Channel number [2]		
Measurement type:	Pressure/Level	
Channel name:	OnBoard Pressure	
Sensor Range:	15 PSI.	
Specific gravity:	1	
Mode:	TOC	
User-defined reference:	12.78	Feet H2O
Referenced on:	channel definition.	
Pressure head at reference:	0	Feet H2O



LL3MO232					AqtwSolv				
					Max	Final	Point	Point	Check
					ET	Chan[2]	ET	Chan[2]	
					(min)	Feet H2O	(min)	Feet H2O	
					278.7230	1.2670	5.0000	1.6570	Rise
						Rise	Fall		
				L		d	-d		
			Chan[1]	Chan[2]		Chan[2]	Chan[2]		
			Fahrenheit	Feet H2O		Feet H2O	Feet H2O		
					ET (min)				
Date	Time	ET (min)	Fahrenheit	Feet H2O	ET (min)	Feet H2O	Feet H2O		
9/27/2001	10:15:10	0.0000	50.6900	2.0240	0.0000	0.7570	-0.7570		
9/27/2001	10:15:10	0.0050	50.7100	1.9820	0.0050	0.7150	-0.7150		
9/27/2001	10:15:10	0.0100	50.7100	2.0310	0.0100	0.7640	-0.7640		
9/27/2001	10:15:10	0.0150	50.7200	2.1950	0.0150	0.9280	-0.9280		
9/27/2001	10:15:11	0.0200	50.7200	2.6860	0.0200	1.4190	-1.4190		
9/27/2001	10:15:11	0.0250	50.7300	1.7820	0.0250	0.5150	-0.5150		
9/27/2001	10:15:11	0.0300	50.7400	2.2450	0.0300	0.9780	-0.9780		
9/27/2001	10:15:12	0.0350	50.7400	2.2870	0.0350	1.0200	-1.0200		
9/27/2001	10:15:12	0.0400	50.7400	1.9360	0.0400	0.6690	-0.6690		
9/27/2001	10:15:12	0.0450	50.7500	2.1990	0.0450	0.9320	-0.9320		
9/27/2001	10:15:13	0.0500	50.7600	2.1370	0.0500	0.8700	-0.8700		
9/27/2001	10:15:13	0.0550	50.7600	2.0220	0.0550	0.7550	-0.7550		
9/27/2001	10:15:13	0.0600	50.7600	2.1320	0.0600	0.8650	-0.8650		
9/27/2001	10:15:13	0.0650	50.7700	2.0560	0.0650	0.7890	-0.7890		
9/27/2001	10:15:14	0.0700	50.7700	2.0330	0.0700	0.7660	-0.7660		
9/27/2001	10:15:14	0.0750	50.7700	2.0770	0.0750	0.8100	-0.8100		
9/27/2001	10:15:14	0.0800	50.7800	2.0310	0.0800	0.7640	-0.7640		
9/27/2001	10:15:15	0.0850	50.7800	2.0290	0.0850	0.7620	-0.7620		
9/27/2001	10:15:15	0.0900	50.8000	2.0380	0.0900	0.7710	-0.7710		
9/27/2001	10:15:15	0.0950	50.8100	2.0120	0.0950	0.7450	-0.7450		
9/27/2001	10:15:16	0.1000	50.8100	2.0120	0.1000	0.7450	-0.7450		
9/27/2001	10:15:16	0.1058	50.8100	2.0150	0.1058	0.7480	-0.7480		
9/27/2001	10:15:16	0.1120	50.8200	1.9940	0.1120	0.7270	-0.7270		
9/27/2001	10:15:17	0.1185	50.8200	2.0030	0.1185	0.7360	-0.7360		
9/27/2001	10:15:17	0.1255	50.8200	1.9940	0.1255	0.7270	-0.7270		
9/27/2001	10:15:17	0.1328	50.8300	1.9820	0.1328	0.7150	-0.7150		
9/27/2001	10:15:18	0.1407	50.8300	1.9820	0.1407	0.7150	-0.7150		
9/27/2001	10:15:18	0.1490	50.8400	1.9690	0.1490	0.7020	-0.7020		
9/27/2001	10:15:19	0.1578	50.8400	1.9640	0.1578	0.6970	-0.6970		
9/27/2001	10:15:20	0.1672	50.8400	1.9620	0.1672	0.6950	-0.6950		
9/27/2001	10:15:20	0.1770	50.8700	1.9590	0.1770	0.6920	-0.6920		
9/27/2001	10:15:21	0.1875	50.8700	1.9500	0.1875	0.6830	-0.6830		
9/27/2001	10:15:21	0.1985	50.8700	1.9500	0.1985	0.6830	-0.6830		
9/27/2001	10:15:22	0.2102	50.8800	1.9430	0.2102	0.6760	-0.6760		
9/27/2001	10:15:23	0.2227	50.8800	1.9390	0.2227	0.6720	-0.6720		
9/27/2001	10:15:24	0.2358	50.8800	1.9340	0.2358	0.6670	-0.6670		
9/27/2001	10:15:24	0.2498	50.8800	1.9360	0.2498	0.6690	-0.6690		
9/27/2001	10:15:25	0.2647	50.8900	1.9270	0.2647	0.6600	-0.6600		
9/27/2001	10:15:26	0.2803	50.8900	1.9340	0.2803	0.6670	-0.6670		
9/27/2001	10:15:27	0.2970	50.8900	1.9180	0.2970	0.6510	-0.6510		
9/27/2001	10:15:28	0.3147	50.8900	1.9160	0.3147	0.6490	-0.6490		
9/27/2001	10:15:30	0.3333	50.8900	1.9130	0.3333	0.6460	-0.6460		
9/27/2001	10:15:31	0.3532	50.8900	1.9110	0.3532	0.6440	-0.6440		
9/27/2001	10:15:32	0.3742	50.8900	1.9060	0.3742	0.6390	-0.6390		
9/27/2001	10:15:33	0.3963	50.8900	1.9060	0.3963	0.6390	-0.6390		
9/27/2001	10:15:35	0.4198	50.8900	1.9020	0.4198	0.6350	-0.6350		
9/27/2001	10:15:36	0.4447	50.8900	1.8990	0.4447	0.6320	-0.6320		
9/27/2001	10:15:38	0.4697	50.8900	1.9020	0.4697	0.6350	-0.6350		
9/27/2001	10:15:39	0.4963	50.8900	1.8930	0.4963	0.6260	-0.6260		

9/27/2001	10:15:41	0.5247	50.8900	1.8900		0.5247	0.6230	-0.6230		
9/27/2001	10:15:43	0.5547	50.8900	1.8900		0.5547	0.6230	-0.6230		
9/27/2001	10:15:45	0.5863	50.8900	1.8880		0.5863	0.6210	-0.6210		
9/27/2001	10:15:47	0.6213	50.8800	1.8830		0.6213	0.6160	-0.6160		
9/27/2001	10:15:49	0.6580	50.8900	1.8790		0.6580	0.6120	-0.6120		
9/27/2001	10:15:51	0.6963	50.8900	1.8760		0.6963	0.6090	-0.6090		
9/27/2001	10:15:54	0.7380	50.8800	1.8740		0.7380	0.6070	-0.6070		
9/27/2001	10:15:56	0.7813	50.8800	1.8690		0.7813	0.6020	-0.6020		
9/27/2001	10:15:59	0.8280	50.8800	1.8650		0.8280	0.5980	-0.5980		
9/27/2001	10:16:02	0.8763	50.8700	1.8630		0.8763	0.5960	-0.5960		
9/27/2001	10:16:05	0.9280	50.8700	1.8580		0.9280	0.5910	-0.5910		
9/27/2001	10:16:08	0.9830	50.8700	1.8530		0.9830	0.5860	-0.5860		
9/27/2001	10:16:12	1.0413	50.8700	1.8490		1.0413	0.5820	-0.5820		
9/27/2001	10:16:16	1.1030	50.8700	1.8440		1.1030	0.5770	-0.5770		
9/27/2001	10:16:20	1.1680	50.8600	1.8390		1.1680	0.5720	-0.5720		
9/27/2001	10:16:24	1.2380	50.8600	1.8330		1.2380	0.5660	-0.5660		
9/27/2001	10:16:28	1.3113	50.8500	1.8300		1.3113	0.5630	-0.5630		
9/27/2001	10:16:33	1.3897	50.8400	1.8260		1.3897	0.5590	-0.5590		
9/27/2001	10:16:38	1.4730	50.8400	1.8210		1.4730	0.5540	-0.5540		
9/27/2001	10:16:43	1.5613	50.8400	1.8140		1.5613	0.5470	-0.5470		
9/27/2001	10:16:49	1.6547	50.8300	1.8090		1.6547	0.5420	-0.5420		
9/27/2001	10:16:55	1.7530	50.8300	1.8030		1.7530	0.5360	-0.5360		
9/27/2001	10:17:01	1.8580	50.8200	1.7980		1.8580	0.5310	-0.5310		
9/27/2001	10:17:08	1.9680	50.8200	1.7910		1.9680	0.5240	-0.5240		
9/27/2001	10:17:15	2.0847	50.8100	1.7840		2.0847	0.5170	-0.5170		
9/27/2001	10:17:22	2.2097	50.8100	1.7770		2.2097	0.5100	-0.5100		
9/27/2001	10:17:30	2.3413	50.8100	1.7700		2.3413	0.5030	-0.5030		
9/27/2001	10:17:38	2.4813	50.7800	1.7630		2.4813	0.4960	-0.4960		
9/27/2001	10:17:47	2.6297	50.7800	1.7560		2.6297	0.4890	-0.4890		
9/27/2001	10:17:57	2.7863	50.7700	1.7500		2.7863	0.4830	-0.4830		
9/27/2001	10:18:07	2.9530	50.7700	1.7400		2.9530	0.4730	-0.4730		
9/27/2001	10:18:17	3.1297	50.7600	1.7330		3.1297	0.4660	-0.4660		
9/27/2001	10:18:28	3.3163	50.7500	1.7240		3.3163	0.4570	-0.4570		
9/27/2001	10:18:40	3.5147	50.7400	1.7150		3.5147	0.4480	-0.4480		
9/27/2001	10:18:53	3.7247	50.7300	1.7080		3.7247	0.4410	-0.4410		
9/27/2001	10:19:06	3.9463	50.7300	1.6960		3.9463	0.4290	-0.4290		
9/27/2001	10:19:20	4.1813	50.7200	1.6900		4.1813	0.4230	-0.4230		
9/27/2001	10:19:35	4.4297	50.7000	1.6780		4.4297	0.4110	-0.4110		
9/27/2001	10:19:51	4.6930	50.6900	1.6690		4.6930	0.4020	-0.4020		
9/27/2001	10:20:08	4.9730	50.6700	1.6570		4.9730	0.3900	-0.3900		
9/27/2001	10:20:26	5.2697	50.6600	1.6480		5.2697	0.3810	-0.3810		
9/27/2001	10:20:44	5.5830	50.6500	1.6360		5.5830	0.3690	-0.3690		
9/27/2001	10:21:04	5.9147	50.6400	1.6270		5.9147	0.3600	-0.3600		
9/27/2001	10:21:25	6.2663	50.6300	1.6160		6.2663	0.3490	-0.3490		
9/27/2001	10:21:48	6.6397	50.6200	1.6040		6.6397	0.3370	-0.3370		
9/27/2001	10:22:12	7.0347	50.6100	1.5930		7.0347	0.3260	-0.3260		
9/27/2001	10:22:37	7.4530	50.5900	1.5830		7.4530	0.3160	-0.3160		
9/27/2001	10:23:03	7.8963	50.5800	1.5700		7.8963	0.3030	-0.3030		
9/27/2001	10:23:31	8.3663	50.5700	1.5580		8.3663	0.2910	-0.2910		
9/27/2001	10:24:01	8.8647	50.5500	1.5470		8.8647	0.2800	-0.2800		
9/27/2001	10:24:33	9.3913	50.5400	1.5350		9.3913	0.2680	-0.2680		
9/27/2001	10:25:06	9.9497	50.5200	1.5230		9.9497	0.2560	-0.2560		
9/27/2001	10:25:42	10.5413	50.5100	1.5120		10.5413	0.2450	-0.2450		
9/27/2001	10:26:20	11.1680	50.5000	1.5000		11.1680	0.2330	-0.2330		
9/27/2001	10:26:59	11.8313	50.4900	1.4890		11.8313	0.2220	-0.2220		
9/27/2001	10:27:42	12.5347	50.4900	1.4770		12.5347	0.2100	-0.2100		
9/27/2001	10:28:26	13.2797	50.4800	1.4680		13.2797	0.2010	-0.2010		
9/27/2001	10:29:14	14.0697	50.4700	1.4570		14.0697	0.1900	-0.1900		
9/27/2001	10:30:04	14.9063	50.4600	1.4450		14.9063	0.1780	-0.1780		
9/27/2001	10:30:57	15.7913	50.4400	1.4330		15.7913	0.1660	-0.1660		

9/27/2001	10:31:53	16.7297	50.4400	1.4220		16.7297	0.1550	-0.1550		
9/27/2001	10:32:53	17.7230	50.4400	1.4130		17.7230	0.1460	-0.1460		
9/27/2001	10:33:53	18.7230	50.4300	1.4040		18.7230	0.1370	-0.1370		
9/27/2001	10:34:53	19.7230	50.4300	1.3940		19.7230	0.1270	-0.1270		
9/27/2001	10:35:53	20.7230	50.4300	1.3850		20.7230	0.1180	-0.1180		
9/27/2001	10:36:53	21.7230	50.4200	1.3780		21.7230	0.1110	-0.1110		
9/27/2001	10:37:53	22.7230	50.4200	1.3690		22.7230	0.1020	-0.1020		
9/27/2001	10:38:53	23.7230	50.4200	1.3620		23.7230	0.0950	-0.0950		
9/27/2001	10:39:53	24.7230	50.4200	1.3570		24.7230	0.0900	-0.0900		
9/27/2001	10:40:53	25.7230	50.4200	1.3500		25.7230	0.0830	-0.0830		
9/27/2001	10:41:53	26.7230	50.4100	1.3460		26.7230	0.0790	-0.0790		
9/27/2001	10:42:53	27.7230	50.4100	1.3410		27.7230	0.0740	-0.0740		
9/27/2001	10:43:53	28.7230	50.4100	1.3370		28.7230	0.0700	-0.0700		
9/27/2001	10:44:53	29.7230	50.4100	1.3320		29.7230	0.0650	-0.0650		
9/27/2001	10:45:53	30.7230	50.4100	1.3270		30.7230	0.0600	-0.0600		
9/27/2001	10:46:53	31.7230	50.4200	1.3230		31.7230	0.0560	-0.0560		
9/27/2001	10:47:53	32.7230	50.4100	1.3200		32.7230	0.0530	-0.0530		
9/27/2001	10:48:53	33.7230	50.4100	1.3160		33.7230	0.0490	-0.0490		
9/27/2001	10:49:53	34.7230	50.4100	1.3140		34.7230	0.0470	-0.0470		
9/27/2001	10:50:53	35.7230	50.4200	1.3090		35.7230	0.0420	-0.0420		
9/27/2001	10:51:53	36.7230	50.4100	1.3090		36.7230	0.0420	-0.0420		
9/27/2001	10:52:53	37.7230	50.4100	1.3070		37.7230	0.0400	-0.0400		
9/27/2001	10:53:53	38.7230	50.4100	1.3020		38.7230	0.0350	-0.0350		
9/27/2001	10:54:53	39.7230	50.4100	1.3000		39.7230	0.0330	-0.0330		
9/27/2001	10:55:53	40.7230	50.4100	1.3000		40.7230	0.0330	-0.0330		
9/27/2001	10:56:53	41.7230	50.4100	1.2970		41.7230	0.0300	-0.0300		
9/27/2001	10:57:53	42.7230	50.4200	1.2950		42.7230	0.0280	-0.0280		
9/27/2001	10:58:53	43.7230	50.4200	1.2930		43.7230	0.0260	-0.0260		
9/27/2001	10:59:53	44.7230	50.4200	1.2900		44.7230	0.0230	-0.0230		
9/27/2001	11:00:53	45.7230	50.4100	1.2900		45.7230	0.0230	-0.0230		
9/27/2001	11:01:53	46.7230	50.4100	1.2880		46.7230	0.0210	-0.0210		
9/27/2001	11:02:53	47.7230	50.4200	1.2880		47.7230	0.0210	-0.0210		
9/27/2001	11:03:53	48.7230	50.4100	1.2860		48.7230	0.0190	-0.0190		
9/27/2001	11:04:53	49.7230	50.4100	1.2860		49.7230	0.0190	-0.0190		
9/27/2001	11:05:53	50.7230	50.4200	1.2840		50.7230	0.0170	-0.0170		
9/27/2001	11:06:53	51.7230	50.4200	1.2810		51.7230	0.0140	-0.0140		
9/27/2001	11:07:53	52.7230	50.4100	1.2810		52.7230	0.0140	-0.0140		
9/27/2001	11:08:53	53.7230	50.4200	1.2790		53.7230	0.0120	-0.0120		
9/27/2001	11:09:53	54.7230	50.4200	1.2790		54.7230	0.0120	-0.0120		
9/27/2001	11:10:53	55.7230	50.4200	1.2790		55.7230	0.0120	-0.0120		
9/27/2001	11:11:53	56.7230	50.4200	1.2770		56.7230	0.0100	-0.0100		
9/27/2001	11:12:53	57.7230	50.4200	1.2770		57.7230	0.0100	-0.0100		
9/27/2001	11:13:53	58.7230	50.4200	1.2770		58.7230	0.0100	-0.0100		
9/27/2001	11:14:53	59.7230	50.4200	1.2740		59.7230	0.0070	-0.0070		
9/27/2001	11:15:53	60.7230	50.4200	1.2740		60.7230	0.0070	-0.0070		
9/27/2001	11:16:53	61.7230	50.4200	1.2720		61.7230	0.0050	-0.0050		
9/27/2001	11:17:53	62.7230	50.4200	1.2720		62.7230	0.0050	-0.0050		
9/27/2001	11:18:53	63.7230	50.4200	1.2700		63.7230	0.0030	-0.0030		
9/27/2001	11:19:53	64.7230	50.4200	1.2700		64.7230	0.0030	-0.0030		
9/27/2001	11:20:53	65.7230	50.4200	1.2700		65.7230	0.0030	-0.0030		
9/27/2001	11:21:53	66.7230	50.4200	1.2700		66.7230	0.0030	-0.0030		
9/27/2001	11:22:53	67.7230	50.4200	1.2700		67.7230	0.0030	-0.0030		
9/27/2001	11:23:53	68.7230	50.4200	1.2670		68.7230	0.0000	0.0000		
9/27/2001	11:24:53	69.7230	50.4200	1.2700		69.7230	0.0030	-0.0030		
9/27/2001	11:25:53	70.7230	50.4200	1.2700		70.7230	0.0030	-0.0030		
9/27/2001	11:26:53	71.7230	50.4200	1.2700		71.7230	0.0030	-0.0030		
9/27/2001	11:27:53	72.7230	50.4200	1.2670		72.7230	0.0000	0.0000		
9/27/2001	11:28:53	73.7230	50.4200	1.2670		73.7230	0.0000	0.0000		
9/27/2001	11:29:53	74.7230	50.4200	1.2670		74.7230	0.0000	0.0000		
9/27/2001	11:30:53	75.7230	50.4200	1.2670		75.7230	0.0000	0.0000		

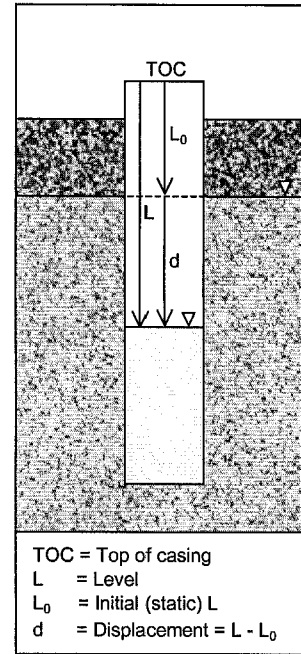
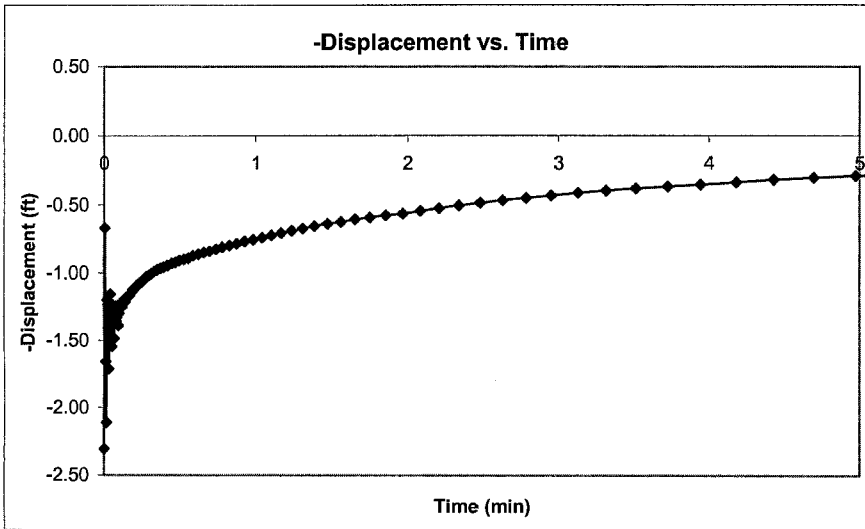
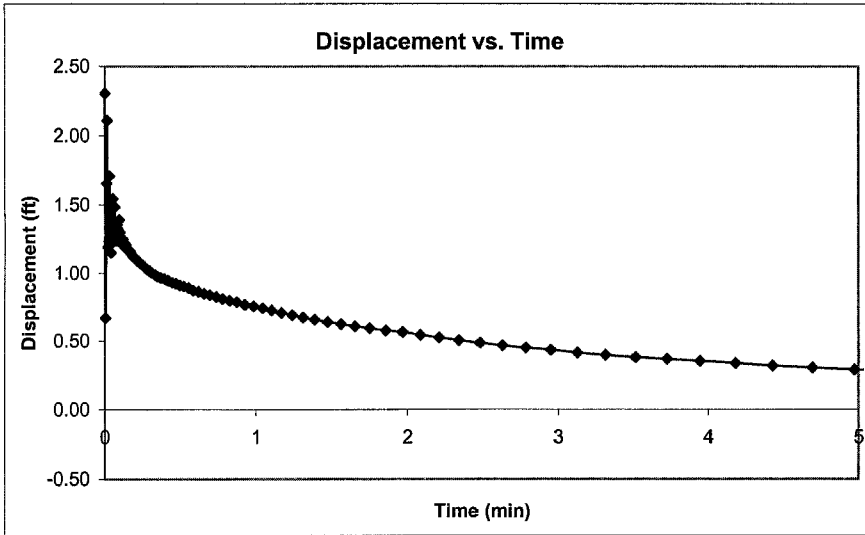
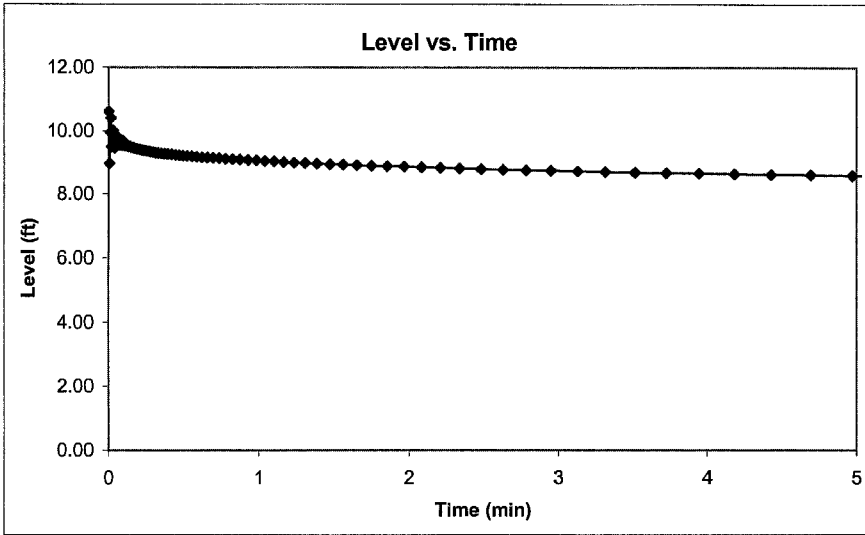
9/27/2001	11:31:53	76.7230	50.4200	1.2670		76.7230	0.0000	0.0000		
9/27/2001	11:32:53	77.7230	50.4200	1.2670		77.7230	0.0000	0.0000		
9/27/2001	11:33:53	78.7230	50.4200	1.2670		78.7230	0.0000	0.0000		
9/27/2001	11:34:53	79.7230	50.4200	1.2670		79.7230	0.0000	0.0000		
9/27/2001	11:35:53	80.7230	50.4200	1.2670		80.7230	0.0000	0.0000		
9/27/2001	11:36:53	81.7230	50.4200	1.2650		81.7230	-0.0020	0.0020		
9/27/2001	11:37:53	82.7230	50.4200	1.2650		82.7230	-0.0020	0.0020		
9/27/2001	11:38:53	83.7230	50.4200	1.2650		83.7230	-0.0020	0.0020		
9/27/2001	11:39:53	84.7230	50.4200	1.2650		84.7230	-0.0020	0.0020		
9/27/2001	11:40:53	85.7230	50.4200	1.2650		85.7230	-0.0020	0.0020		
9/27/2001	11:41:53	86.7230	50.4200	1.2650		86.7230	-0.0020	0.0020		
9/27/2001	11:42:53	87.7230	50.4200	1.2650		87.7230	-0.0020	0.0020		
9/27/2001	11:43:53	88.7230	50.4200	1.2630		88.7230	-0.0040	0.0040		
9/27/2001	11:44:53	89.7230	50.4200	1.2630		89.7230	-0.0040	0.0040		
9/27/2001	11:45:53	90.7230	50.4200	1.2650		90.7230	-0.0020	0.0020		
9/27/2001	11:46:53	91.7230	50.4200	1.2630		91.7230	-0.0040	0.0040		
9/27/2001	11:47:53	92.7230	50.4200	1.2630		92.7230	-0.0040	0.0040		
9/27/2001	11:48:53	93.7230	50.4200	1.2630		93.7230	-0.0040	0.0040		
9/27/2001	11:49:53	94.7230	50.4200	1.2630		94.7230	-0.0040	0.0040		
9/27/2001	11:50:53	95.7230	50.4200	1.2630		95.7230	-0.0040	0.0040		
9/27/2001	11:51:53	96.7230	50.4200	1.2630		96.7230	-0.0040	0.0040		
9/27/2001	11:52:53	97.7230	50.4200	1.2630		97.7230	-0.0040	0.0040		
9/27/2001	11:53:53	98.7230	50.4200	1.2630		98.7230	-0.0040	0.0040		
9/27/2001	11:54:53	99.7230	50.4200	1.2630		99.7230	-0.0040	0.0040		
9/27/2001	11:55:53	100.7230	50.4200	1.2630		100.7230	-0.0040	0.0040		
9/27/2001	11:56:53	101.7230	50.4200	1.2600		101.7230	-0.0070	0.0070		
9/27/2001	11:57:53	102.7230	50.4200	1.2630		102.7230	-0.0040	0.0040		
9/27/2001	11:58:53	103.7230	50.4200	1.2630		103.7230	-0.0040	0.0040		
9/27/2001	11:59:53	104.7230	50.4200	1.2630		104.7230	-0.0040	0.0040		
9/27/2001	12:00:53	105.7230	50.4300	1.2630		105.7230	-0.0040	0.0040		
9/27/2001	12:01:53	106.7230	50.4200	1.2600		106.7230	-0.0070	0.0070		
9/27/2001	12:02:53	107.7230	50.4200	1.2600		107.7230	-0.0070	0.0070		
9/27/2001	12:03:53	108.7230	50.4200	1.2600		108.7230	-0.0070	0.0070		
9/27/2001	12:04:53	109.7230	50.4200	1.2600		109.7230	-0.0070	0.0070		
9/27/2001	12:05:53	110.7230	50.4200	1.2630		110.7230	-0.0040	0.0040		
9/27/2001	12:06:53	111.7230	50.4200	1.2600		111.7230	-0.0070	0.0070		
9/27/2001	12:07:53	112.7230	50.4200	1.2600		112.7230	-0.0070	0.0070		
9/27/2001	12:08:53	113.7230	50.4200	1.2630		113.7230	-0.0040	0.0040		
9/27/2001	12:09:53	114.7230	50.4200	1.2600		114.7230	-0.0070	0.0070		
9/27/2001	12:10:53	115.7230	50.4200	1.2600		115.7230	-0.0070	0.0070		
9/27/2001	12:11:53	116.7230	50.4200	1.2600		116.7230	-0.0070	0.0070		
9/27/2001	12:12:53	117.7230	50.4200	1.2600		117.7230	-0.0070	0.0070		
9/27/2001	12:13:53	118.7230	50.4200	1.2600		118.7230	-0.0070	0.0070		
9/27/2001	12:14:53	119.7230	50.4200	1.2630		119.7230	-0.0040	0.0040		
9/27/2001	12:15:53	120.7230	50.4200	1.2600		120.7230	-0.0070	0.0070		
9/27/2001	12:16:53	121.7230	50.4200	1.2630		121.7230	-0.0040	0.0040		
9/27/2001	12:17:53	122.7230	50.4200	1.2630		122.7230	-0.0040	0.0040		
9/27/2001	12:18:53	123.7230	50.4200	1.2630		123.7230	-0.0040	0.0040		
9/27/2001	12:19:53	124.7230	50.4200	1.2630		124.7230	-0.0040	0.0040		
9/27/2001	12:20:53	125.7230	50.4200	1.2630		125.7230	-0.0040	0.0040		
9/27/2001	12:21:53	126.7230	50.4200	1.2630		126.7230	-0.0040	0.0040		
9/27/2001	12:22:53	127.7230	50.4100	1.2630		127.7230	-0.0040	0.0040		
9/27/2001	12:23:53	128.7230	50.4200	1.2630		128.7230	-0.0040	0.0040		
9/27/2001	12:24:53	129.7230	50.4200	1.2630		129.7230	-0.0040	0.0040		
9/27/2001	12:25:53	130.7230	50.4200	1.2630		130.7230	-0.0040	0.0040		
9/27/2001	12:26:53	131.7230	50.4200	1.2630		131.7230	-0.0040	0.0040		
9/27/2001	12:27:53	132.7230	50.4200	1.2630		132.7230	-0.0040	0.0040		
9/27/2001	12:28:53	133.7230	50.4200	1.2630		133.7230	-0.0040	0.0040		
9/27/2001	12:29:53	134.7230	50.4200	1.2630		134.7230	-0.0040	0.0040		
9/27/2001	12:30:53	135.7230	50.4200	1.2630		135.7230	-0.0040	0.0040		

9/27/2001	12:31:53	136.7230	50.4200	1.2630		136.7230	-0.0040	0.0040	
9/27/2001	12:32:53	137.7230	50.4200	1.2630		137.7230	-0.0040	0.0040	
9/27/2001	12:33:53	138.7230	50.4200	1.2630		138.7230	-0.0040	0.0040	
9/27/2001	12:34:53	139.7230	50.4200	1.2630		139.7230	-0.0040	0.0040	
9/27/2001	12:35:53	140.7230	50.4200	1.2630		140.7230	-0.0040	0.0040	
9/27/2001	12:36:53	141.7230	50.4200	1.2630		141.7230	-0.0040	0.0040	
9/27/2001	12:37:53	142.7230	50.4200	1.2630		142.7230	-0.0040	0.0040	
9/27/2001	12:38:53	143.7230	50.4200	1.2630		143.7230	-0.0040	0.0040	
9/27/2001	12:39:53	144.7230	50.4200	1.2630		144.7230	-0.0040	0.0040	
9/27/2001	12:40:53	145.7230	50.4200	1.2630		145.7230	-0.0040	0.0040	
9/27/2001	12:41:53	146.7230	50.4200	1.2600		146.7230	-0.0070	0.0070	
9/27/2001	12:42:53	147.7230	50.4200	1.2630		147.7230	-0.0040	0.0040	
9/27/2001	12:43:53	148.7230	50.4200	1.2630		148.7230	-0.0040	0.0040	
9/27/2001	12:44:53	149.7230	50.4200	1.2630		149.7230	-0.0040	0.0040	
9/27/2001	12:45:53	150.7230	50.4200	1.2630		150.7230	-0.0040	0.0040	
9/27/2001	12:46:53	151.7230	50.4200	1.2630		151.7230	-0.0040	0.0040	
9/27/2001	12:47:53	152.7230	50.4200	1.2650		152.7230	-0.0020	0.0020	
9/27/2001	12:48:53	153.7230	50.4200	1.2650		153.7230	-0.0020	0.0020	
9/27/2001	12:49:53	154.7230	50.4200	1.2630		154.7230	-0.0040	0.0040	
9/27/2001	12:50:53	155.7230	50.4200	1.2650		155.7230	-0.0020	0.0020	
9/27/2001	12:51:53	156.7230	50.4200	1.2630		156.7230	-0.0040	0.0040	
9/27/2001	12:52:53	157.7230	50.4200	1.2650		157.7230	-0.0020	0.0020	
9/27/2001	12:53:53	158.7230	50.4200	1.2650		158.7230	-0.0020	0.0020	
9/27/2001	12:54:53	159.7230	50.4200	1.2650		159.7230	-0.0020	0.0020	
9/27/2001	12:55:53	160.7230	50.4200	1.2650		160.7230	-0.0020	0.0020	
9/27/2001	12:56:53	161.7230	50.4200	1.2650		161.7230	-0.0020	0.0020	
9/27/2001	12:57:53	162.7230	50.4200	1.2650		162.7230	-0.0020	0.0020	
9/27/2001	12:58:53	163.7230	50.4200	1.2650		163.7230	-0.0020	0.0020	
9/27/2001	12:59:53	164.7230	50.4200	1.2650		164.7230	-0.0020	0.0020	
9/27/2001	13:00:53	165.7230	50.4200	1.2650		165.7230	-0.0020	0.0020	
9/27/2001	13:01:53	166.7230	50.4200	1.2650		166.7230	-0.0020	0.0020	
9/27/2001	13:02:53	167.7230	50.4200	1.2650		167.7230	-0.0020	0.0020	
9/27/2001	13:03:53	168.7230	50.4200	1.2650		168.7230	-0.0020	0.0020	
9/27/2001	13:04:53	169.7230	50.4200	1.2650		169.7230	-0.0020	0.0020	
9/27/2001	13:05:53	170.7230	50.4200	1.2650		170.7230	-0.0020	0.0020	
9/27/2001	13:06:53	171.7230	50.4200	1.2650		171.7230	-0.0020	0.0020	
9/27/2001	13:07:53	172.7230	50.4200	1.2650		172.7230	-0.0020	0.0020	
9/27/2001	13:08:53	173.7230	50.4200	1.2650		173.7230	-0.0020	0.0020	
9/27/2001	13:09:53	174.7230	50.4200	1.2650		174.7230	-0.0020	0.0020	
9/27/2001	13:10:53	175.7230	50.4200	1.2650		175.7230	-0.0020	0.0020	
9/27/2001	13:11:53	176.7230	50.4200	1.2650		176.7230	-0.0020	0.0020	
9/27/2001	13:12:53	177.7230	50.4200	1.2650		177.7230	-0.0020	0.0020	
9/27/2001	13:13:53	178.7230	50.4100	1.2650		178.7230	-0.0020	0.0020	
9/27/2001	13:14:53	179.7230	50.4200	1.2650		179.7230	-0.0020	0.0020	
9/27/2001	13:15:53	180.7230	50.4200	1.2650		180.7230	-0.0020	0.0020	
9/27/2001	13:16:53	181.7230	50.4200	1.2650		181.7230	-0.0020	0.0020	
9/27/2001	13:17:53	182.7230	50.4200	1.2630		182.7230	-0.0040	0.0040	
9/27/2001	13:18:53	183.7230	50.4200	1.2650		183.7230	-0.0020	0.0020	
9/27/2001	13:19:53	184.7230	50.4200	1.2630		184.7230	-0.0040	0.0040	
9/27/2001	13:20:53	185.7230	50.4200	1.2650		185.7230	-0.0020	0.0020	
9/27/2001	13:21:53	186.7230	50.4200	1.2650		186.7230	-0.0020	0.0020	
9/27/2001	13:22:53	187.7230	50.4200	1.2650		187.7230	-0.0020	0.0020	
9/27/2001	13:23:53	188.7230	50.4200	1.2650		188.7230	-0.0020	0.0020	
9/27/2001	13:24:53	189.7230	50.4200	1.2650		189.7230	-0.0020	0.0020	
9/27/2001	13:25:53	190.7230	50.4200	1.2650		190.7230	-0.0020	0.0020	
9/27/2001	13:26:53	191.7230	50.4200	1.2630		191.7230	-0.0040	0.0040	
9/27/2001	13:27:53	192.7230	50.4200	1.2630		192.7230	-0.0040	0.0040	
9/27/2001	13:28:53	193.7230	50.4200	1.2630		193.7230	-0.0040	0.0040	
9/27/2001	13:29:53	194.7230	50.4200	1.2650		194.7230	-0.0020	0.0020	
9/27/2001	13:30:53	195.7230	50.4200	1.2630		195.7230	-0.0040	0.0040	

9/27/2001	13:31:53	196.7230	50.4200	1.2630		196.7230	-0.0040	0.0040		
9/27/2001	13:32:53	197.7230	50.4200	1.2650		197.7230	-0.0020	0.0020		
9/27/2001	13:33:53	198.7230	50.4200	1.2650		198.7230	-0.0020	0.0020		
9/27/2001	13:34:53	199.7230	50.4200	1.2650		199.7230	-0.0020	0.0020		
9/27/2001	13:35:53	200.7230	50.4200	1.2630		200.7230	-0.0040	0.0040		
9/27/2001	13:36:53	201.7230	50.4200	1.2650		201.7230	-0.0020	0.0020		
9/27/2001	13:37:53	202.7230	50.4200	1.2650		202.7230	-0.0020	0.0020		
9/27/2001	13:38:53	203.7230	50.4200	1.2650		203.7230	-0.0020	0.0020		
9/27/2001	13:39:53	204.7230	50.4200	1.2650		204.7230	-0.0020	0.0020		
9/27/2001	13:40:53	205.7230	50.4200	1.2650		205.7230	-0.0020	0.0020		
9/27/2001	13:41:53	206.7230	50.4200	1.2650		206.7230	-0.0020	0.0020		
9/27/2001	13:42:53	207.7230	50.4200	1.2650		207.7230	-0.0020	0.0020		
9/27/2001	13:43:53	208.7230	50.4200	1.2650		208.7230	-0.0020	0.0020		
9/27/2001	13:44:53	209.7230	50.4200	1.2650		209.7230	-0.0020	0.0020		
9/27/2001	13:45:53	210.7230	50.4200	1.2650		210.7230	-0.0020	0.0020		
9/27/2001	13:46:53	211.7230	50.4200	1.2650		211.7230	-0.0020	0.0020		
9/27/2001	13:47:53	212.7230	50.4200	1.2650		212.7230	-0.0020	0.0020		
9/27/2001	13:48:53	213.7230	50.4200	1.2650		213.7230	-0.0020	0.0020		
9/27/2001	13:49:53	214.7230	50.4200	1.2650		214.7230	-0.0020	0.0020		
9/27/2001	13:50:53	215.7230	50.4200	1.2650		215.7230	-0.0020	0.0020		
9/27/2001	13:51:53	216.7230	50.4200	1.2650		216.7230	-0.0020	0.0020		
9/27/2001	13:52:53	217.7230	50.4200	1.2650		217.7230	-0.0020	0.0020		
9/27/2001	13:53:53	218.7230	50.4200	1.2650		218.7230	-0.0020	0.0020		
9/27/2001	13:54:53	219.7230	50.4200	1.2670		219.7230	0.0000	0.0000		
9/27/2001	13:55:53	220.7230	50.4200	1.2650		220.7230	-0.0020	0.0020		
9/27/2001	13:56:53	221.7230	50.4200	1.2650		221.7230	-0.0020	0.0020		
9/27/2001	13:57:53	222.7230	50.4200	1.2650		222.7230	-0.0020	0.0020		
9/27/2001	13:58:53	223.7230	50.4200	1.2650		223.7230	-0.0020	0.0020		
9/27/2001	13:59:53	224.7230	50.4200	1.2650		224.7230	-0.0020	0.0020		
9/27/2001	14:00:53	225.7230	50.4200	1.2650		225.7230	-0.0020	0.0020		
9/27/2001	14:01:53	226.7230	50.4200	1.2650		226.7230	-0.0020	0.0020		
9/27/2001	14:02:53	227.7230	50.4200	1.2650		227.7230	-0.0020	0.0020		
9/27/2001	14:03:53	228.7230	50.4200	1.2650		228.7230	-0.0020	0.0020		
9/27/2001	14:04:53	229.7230	50.4200	1.2650		229.7230	-0.0020	0.0020		
9/27/2001	14:05:53	230.7230	50.4200	1.2650		230.7230	-0.0020	0.0020		
9/27/2001	14:06:53	231.7230	50.4200	1.2650		231.7230	-0.0020	0.0020		
9/27/2001	14:07:53	232.7230	50.4100	1.2650		232.7230	-0.0020	0.0020		
9/27/2001	14:08:53	233.7230	50.4200	1.2630		233.7230	-0.0040	0.0040		
9/27/2001	14:09:53	234.7230	50.4200	1.2650		234.7230	-0.0020	0.0020		
9/27/2001	14:10:53	235.7230	50.4200	1.2650		235.7230	-0.0020	0.0020		
9/27/2001	14:11:53	236.7230	50.4100	1.2650		236.7230	-0.0020	0.0020		
9/27/2001	14:12:53	237.7230	50.4200	1.2650		237.7230	-0.0020	0.0020		
9/27/2001	14:13:53	238.7230	50.4200	1.2650		238.7230	-0.0020	0.0020		
9/27/2001	14:14:53	239.7230	50.4200	1.2650		239.7230	-0.0020	0.0020		
9/27/2001	14:15:53	240.7230	50.4100	1.2650		240.7230	-0.0020	0.0020		
9/27/2001	14:16:53	241.7230	50.4200	1.2650		241.7230	-0.0020	0.0020		
9/27/2001	14:17:53	242.7230	50.4200	1.2650		242.7230	-0.0020	0.0020		
9/27/2001	14:18:53	243.7230	50.4200	1.2650		243.7230	-0.0020	0.0020		
9/27/2001	14:19:53	244.7230	50.4200	1.2630		244.7230	-0.0040	0.0040		
9/27/2001	14:20:53	245.7230	50.4200	1.2650		245.7230	-0.0020	0.0020		
9/27/2001	14:21:53	246.7230	50.4100	1.2650		246.7230	-0.0020	0.0020		
9/27/2001	14:22:53	247.7230	50.4200	1.2650		247.7230	-0.0020	0.0020		
9/27/2001	14:23:53	248.7230	50.4200	1.2650		248.7230	-0.0020	0.0020		
9/27/2001	14:24:53	249.7230	50.4200	1.2650		249.7230	-0.0020	0.0020		
9/27/2001	14:25:53	250.7230	50.4100	1.2650		250.7230	-0.0020	0.0020		
9/27/2001	14:26:53	251.7230	50.4200	1.2650		251.7230	-0.0020	0.0020		
9/27/2001	14:27:53	252.7230	50.4200	1.2650		252.7230	-0.0020	0.0020		
9/27/2001	14:28:53	253.7230	50.4200	1.2650		253.7230	-0.0020	0.0020		
9/27/2001	14:29:53	254.7230	50.4200	1.2650		254.7230	-0.0020	0.0020		
9/27/2001	14:30:53	255.7230	50.4200	1.2650		255.7230	-0.0020	0.0020		

9/27/2001	14:31:53	256.7230	50.4200	1.2650		256.7230	-0.0020	0.0020		
9/27/2001	14:32:53	257.7230	50.4100	1.2650		257.7230	-0.0020	0.0020		
9/27/2001	14:33:53	258.7230	50.4200	1.2650		258.7230	-0.0020	0.0020		
9/27/2001	14:34:53	259.7230	50.4200	1.2650		259.7230	-0.0020	0.0020		
9/27/2001	14:35:53	260.7230	50.4200	1.2650		260.7230	-0.0020	0.0020		
9/27/2001	14:36:53	261.7230	50.4100	1.2650		261.7230	-0.0020	0.0020		
9/27/2001	14:37:53	262.7230	50.4200	1.2650		262.7230	-0.0020	0.0020		
9/27/2001	14:38:53	263.7230	50.4200	1.2650		263.7230	-0.0020	0.0020		
9/27/2001	14:39:53	264.7230	50.4200	1.2650		264.7230	-0.0020	0.0020		
9/27/2001	14:40:53	265.7230	50.4200	1.2650		265.7230	-0.0020	0.0020		
9/27/2001	14:41:53	266.7230	50.4100	1.2650		266.7230	-0.0020	0.0020		
9/27/2001	14:42:53	267.7230	50.4100	1.2650		267.7230	-0.0020	0.0020		
9/27/2001	14:43:53	268.7230	50.4100	1.2650		268.7230	-0.0020	0.0020		
9/27/2001	14:44:53	269.7230	50.4100	1.2650		269.7230	-0.0020	0.0020		
9/27/2001	14:45:53	270.7230	50.4200	1.2650		270.7230	-0.0020	0.0020		
9/27/2001	14:46:53	271.7230	50.4200	1.2650		271.7230	-0.0020	0.0020		
9/27/2001	14:47:53	272.7230	50.4200	1.2650		272.7230	-0.0020	0.0020		
9/27/2001	14:48:53	273.7230	50.4100	1.2650		273.7230	-0.0020	0.0020		
9/27/2001	14:49:53	274.7230	50.4100	1.2650		274.7230	-0.0020	0.0020		
9/27/2001	14:50:53	275.7230	50.4200	1.2630		275.7230	-0.0040	0.0040		
9/27/2001	14:51:53	276.7230	50.4300	1.2630		276.7230	-0.0040	0.0040		
9/27/2001	14:52:53	277.7230	50.5700	1.2630		277.7230	-0.0040	0.0040		
9/27/2001	14:53:53	278.7230	50.7500	1.2670		278.7230	0.0000	0.0000		

IN_SITU INC.	Troll	
Report generated:	4/5/2003	11:50:31
Report from file:		
DataMgr Version	2.12	
Serial number:	11282	
Firmware Version	6.24	
Unit name:	SP4000	
Test name:		LL3mw234 slugout
Test defined on:	9/27/2001	15:27:03
Test started on:	9/27/2001	15:27:47
Test stopped on:	9/28/2001	9:47:33
Test extracted on:	9/28/2001	9:47:37
Data gathered using Logarithmic testing		
Maximum time between data points:	1.0000	Minutes.
Number of data samples:		1193
TOTAL DATA SAMPLES	1193	
Channel number [1]		
Measurement type:	Temperature	
Channel name:	OnBoard Temp	
Channel number [2]		
Measurement type:	Pressure/Level	
Channel name:	OnBoard Pressure	
Sensor Range:	15 PSI.	
Specific gravity:	1	
Mode:	TOC	
User-defined reference:	6.6	Feet H2O
Referenced on:	channel definition.	
Pressure head at reference:	11.622	Feet H2O



LL3MO234					AqtwSolv					
					Max	Final	Point	Point	Check	
					ET	Chan[2]	ET	Chan[2]		
					(min)	Feet H2O	(min)	Feet H2O		
					1099.7230	8.3030	5.0000	8.5920	Rise	
							Rise	Fall		
				L		d	-d			
			Chan[1]	Chan[2]		Chan[2]	Chan[2]			
			Fahrenheit	Feet H2O	ET (min)	Feet H2O	Feet H2O			
Date	Time	ET (min)	Fahrenheit	Feet H2O	ET (min)	Feet H2O	Feet H2O			
9/27/2001	15:27:47	0.0000	55.7300	10.6080	0.0000	2.3050	-2.3050			
9/27/2001	15:27:47	0.0050	55.7300	8.9720	0.0050	0.6690	-0.6690			
9/27/2001	15:27:47	0.0100	55.7300	9.9590	0.0100	1.6560	-1.6560			
9/27/2001	15:27:47	0.0150	55.7400	10.4120	0.0150	2.1090	-2.1090			
9/27/2001	15:27:48	0.0200	55.7500	9.4940	0.0200	1.1910	-1.1910			
9/27/2001	15:27:48	0.0250	55.7600	9.5330	0.0250	1.2300	-1.2300			
9/27/2001	15:27:48	0.0300	55.7600	10.0130	0.0300	1.7100	-1.7100			
9/27/2001	15:27:49	0.0350	55.7700	9.8070	0.0350	1.5040	-1.5040			
9/27/2001	15:27:49	0.0400	55.7700	9.4540	0.0400	1.1510	-1.1510			
9/27/2001	15:27:49	0.0450	55.7800	9.8050	0.0450	1.5020	-1.5020			
9/27/2001	15:27:50	0.0500	55.7800	9.8460	0.0500	1.5430	-1.5430			
9/27/2001	15:27:50	0.0550	55.7900	9.5300	0.0550	1.2270	-1.2270			
9/27/2001	15:27:50	0.0600	55.8000	9.6230	0.0600	1.3200	-1.3200			
9/27/2001	15:27:50	0.0650	55.7900	9.7860	0.0650	1.4830	-1.4830			
9/27/2001	15:27:51	0.0700	55.8000	9.6020	0.0700	1.2990	-1.2990			
9/27/2001	15:27:51	0.0750	55.8200	9.5420	0.0750	1.2390	-1.2390			
9/27/2001	15:27:51	0.0800	55.8200	9.6570	0.0800	1.3540	-1.3540			
9/27/2001	15:27:52	0.0850	55.8300	9.6300	0.0850	1.3270	-1.3270			
9/27/2001	15:27:52	0.0900	55.8400	9.5370	0.0900	1.2340	-1.2340			
9/27/2001	15:27:52	0.0950	55.8400	9.6920	0.0950	1.3890	-1.3890			
9/27/2001	15:27:53	0.1000	55.8400	9.6020	0.1000	1.2990	-1.2990			
9/27/2001	15:27:53	0.1058	55.8400	9.5370	0.1058	1.2340	-1.2340			
9/27/2001	15:27:53	0.1120	55.8500	9.5190	0.1120	1.2160	-1.2160			
9/27/2001	15:27:54	0.1185	55.8500	9.5530	0.1185	1.2500	-1.2500			
9/27/2001	15:27:54	0.1255	55.8600	9.5170	0.1255	1.2140	-1.2140			
9/27/2001	15:27:54	0.1328	55.8600	9.4910	0.1328	1.1880	-1.1880			
9/27/2001	15:27:55	0.1407	55.8700	9.5100	0.1407	1.2070	-1.2070			
9/27/2001	15:27:55	0.1490	55.8700	9.4750	0.1490	1.1720	-1.1720			
9/27/2001	15:27:56	0.1578	55.8700	9.4700	0.1578	1.1670	-1.1670			
9/27/2001	15:27:57	0.1672	55.8800	9.4640	0.1672	1.1610	-1.1610			
9/27/2001	15:27:57	0.1770	55.9000	9.4470	0.1770	1.1440	-1.1440			
9/27/2001	15:27:58	0.1875	55.9000	9.4240	0.1875	1.1210	-1.1210			
9/27/2001	15:27:58	0.1985	55.9100	9.4170	0.1985	1.1140	-1.1140			
9/27/2001	15:27:59	0.2102	55.9100	9.3990	0.2102	1.0960	-1.0960			
9/27/2001	15:28:00	0.2227	55.9200	9.3850	0.2227	1.0820	-1.0820			
9/27/2001	15:28:01	0.2358	55.9200	9.3760	0.2358	1.0730	-1.0730			
9/27/2001	15:28:01	0.2498	55.9200	9.3640	0.2498	1.0610	-1.0610			
9/27/2001	15:28:02	0.2647	55.9200	9.3480	0.2647	1.0450	-1.0450			
9/27/2001	15:28:03	0.2803	55.9300	9.3320	0.2803	1.0290	-1.0290			
9/27/2001	15:28:04	0.2970	55.9300	9.3210	0.2970	1.0180	-1.0180			
9/27/2001	15:28:05	0.3147	55.9300	9.3070	0.3147	1.0040	-1.0040			
9/27/2001	15:28:07	0.3333	55.9300	9.2930	0.3333	0.9900	-0.9900			
9/27/2001	15:28:08	0.3532	55.9300	9.2790	0.3532	0.9760	-0.9760			
9/27/2001	15:28:09	0.3742	55.9300	9.2700	0.3742	0.9670	-0.9670			
9/27/2001	15:28:10	0.3963	55.9300	9.2610	0.3963	0.9580	-0.9580			
9/27/2001	15:28:12	0.4198	55.9300	9.2490	0.4198	0.9460	-0.9460			
9/27/2001	15:28:13	0.4447	55.9300	9.2330	0.4447	0.9300	-0.9300			
9/27/2001	15:28:15	0.4697	55.9300	9.2260	0.4697	0.9230	-0.9230			
9/27/2001	15:28:16	0.4963	55.9300	9.2120	0.4963	0.9090	-0.9090			
9/27/2001	15:28:18	0.5247	55.9300	9.2050	0.5247	0.9020	-0.9020			
9/27/2001	15:28:20	0.5547	55.9300	9.1940	0.5547	0.8910	-0.8910			
9/27/2001	15:28:22	0.5863	55.9300	9.1750	0.5863	0.8720	-0.8720			

9/27/2001	15:28:24	0.6213	55.9300	9.1660		0.6213	0.8630	-0.8630		
9/27/2001	15:28:26	0.6580	55.9300	9.1520		0.6580	0.8490	-0.8490		
9/27/2001	15:28:28	0.6963	55.9300	9.1430		0.6963	0.8400	-0.8400		
9/27/2001	15:28:31	0.7380	55.9300	9.1290		0.7380	0.8260	-0.8260		
9/27/2001	15:28:33	0.7813	55.9300	9.1130		0.7813	0.8100	-0.8100		
9/27/2001	15:28:36	0.8280	55.9300	9.1010		0.8280	0.7980	-0.7980		
9/27/2001	15:28:39	0.8763	55.9300	9.0880		0.8763	0.7850	-0.7850		
9/27/2001	15:28:42	0.9280	55.9300	9.0710		0.9280	0.7680	-0.7680		
9/27/2001	15:28:45	0.9830	55.9200	9.0580		0.9830	0.7550	-0.7550		
9/27/2001	15:28:49	1.0413	55.9200	9.0440		1.0413	0.7410	-0.7410		
9/27/2001	15:28:53	1.1030	55.9200	9.0280		1.1030	0.7250	-0.7250		
9/27/2001	15:28:57	1.1680	55.9200	9.0090		1.1680	0.7060	-0.7060		
9/27/2001	15:29:01	1.2380	55.9200	8.9930		1.2380	0.6900	-0.6900		
9/27/2001	15:29:05	1.3113	55.9200	8.9750		1.3113	0.6720	-0.6720		
9/27/2001	15:29:10	1.3897	55.9100	8.9580		1.3897	0.6550	-0.6550		
9/27/2001	15:29:15	1.4730	55.9100	8.9420		1.4730	0.6390	-0.6390		
9/27/2001	15:29:20	1.5613	55.9100	8.9260		1.5613	0.6230	-0.6230		
9/27/2001	15:29:26	1.6547	55.9000	8.9080		1.6547	0.6050	-0.6050		
9/27/2001	15:29:32	1.7530	55.9000	8.8940		1.7530	0.5910	-0.5910		
9/27/2001	15:29:38	1.8580	55.9000	8.8780		1.8580	0.5750	-0.5750		
9/27/2001	15:29:45	1.9680	55.9000	8.8660		1.9680	0.5630	-0.5630		
9/27/2001	15:29:52	2.0847	55.8900	8.8450		2.0847	0.5420	-0.5420		
9/27/2001	15:29:59	2.2097	55.8900	8.8270		2.2097	0.5240	-0.5240		
9/27/2001	15:30:07	2.3413	55.8900	8.8060		2.3413	0.5030	-0.5030		
9/27/2001	15:30:15	2.4813	55.8900	8.7880		2.4813	0.4850	-0.4850		
9/27/2001	15:30:24	2.6297	55.8800	8.7690		2.6297	0.4660	-0.4660		
9/27/2001	15:30:34	2.7863	55.8800	8.7530		2.7863	0.4500	-0.4500		
9/27/2001	15:30:44	2.9530	55.8800	8.7350		2.9530	0.4320	-0.4320		
9/27/2001	15:30:54	3.1297	55.8800	8.7160		3.1297	0.4130	-0.4130		
9/27/2001	15:31:05	3.3163	55.8700	8.6980		3.3163	0.3950	-0.3950		
9/27/2001	15:31:17	3.5147	55.8700	8.6820		3.5147	0.3790	-0.3790		
9/27/2001	15:31:30	3.7247	55.8700	8.6680		3.7247	0.3650	-0.3650		
9/27/2001	15:31:43	3.9463	55.8700	8.6540		3.9463	0.3510	-0.3510		
9/27/2001	15:31:57	4.1813	55.8700	8.6380		4.1813	0.3350	-0.3350		
9/27/2001	15:32:12	4.4297	55.8600	8.6190		4.4297	0.3160	-0.3160		
9/27/2001	15:32:28	4.6930	55.8600	8.6050		4.6930	0.3020	-0.3020		
9/27/2001	15:32:45	4.9730	55.8500	8.5920		4.9730	0.2890	-0.2890		
9/27/2001	15:33:03	5.2697	55.8500	8.5800		5.2697	0.2770	-0.2770		
9/27/2001	15:33:21	5.5830	55.8500	8.5710		5.5830	0.2680	-0.2680		
9/27/2001	15:33:41	5.9147	55.8400	8.5570		5.9147	0.2540	-0.2540		
9/27/2001	15:34:02	6.2663	55.8400	8.5480		6.2663	0.2450	-0.2450		
9/27/2001	15:34:25	6.6397	55.8400	8.5390		6.6397	0.2360	-0.2360		
9/27/2001	15:34:49	7.0347	55.8300	8.5290		7.0347	0.2260	-0.2260		
9/27/2001	15:35:14	7.4530	55.8200	8.5200		7.4530	0.2170	-0.2170		
9/27/2001	15:35:40	7.8963	55.8200	8.5130		7.8963	0.2100	-0.2100		
9/27/2001	15:36:08	8.3663	55.8000	8.5040		8.3663	0.2010	-0.2010		
9/27/2001	15:36:38	8.8647	55.8000	8.4970		8.8647	0.1940	-0.1940		
9/27/2001	15:37:10	9.3913	55.8000	8.4900		9.3913	0.1870	-0.1870		
9/27/2001	15:37:43	9.9497	55.7900	8.4860		9.9497	0.1830	-0.1830		
9/27/2001	15:38:19	10.5413	55.7900	8.4810		10.5413	0.1780	-0.1780		
9/27/2001	15:38:57	11.1680	55.7900	8.4760		11.1680	0.1730	-0.1730		
9/27/2001	15:39:36	11.8313	55.7800	8.4690		11.8313	0.1660	-0.1660		
9/27/2001	15:40:19	12.5347	55.7900	8.4670		12.5347	0.1640	-0.1640		
9/27/2001	15:41:03	13.2797	55.7800	8.4650		13.2797	0.1620	-0.1620		
9/27/2001	15:41:51	14.0697	55.7800	8.4620		14.0697	0.1590	-0.1590		
9/27/2001	15:42:41	14.9063	55.7800	8.4600		14.9063	0.1570	-0.1570		
9/27/2001	15:43:34	15.7913	55.7800	8.4560		15.7913	0.1530	-0.1530		
9/27/2001	15:44:30	16.7297	55.7700	8.4530		16.7297	0.1500	-0.1500		
9/27/2001	15:45:30	17.7230	55.7700	8.4510		17.7230	0.1480	-0.1480		
9/27/2001	15:46:30	18.7230	55.7600	8.4510		18.7230	0.1480	-0.1480		
9/27/2001	15:47:30	19.7230	55.7600	8.4490		19.7230	0.1460	-0.1460		
9/27/2001	15:48:30	20.7230	55.7600	8.4460		20.7230	0.1430	-0.1430		
9/27/2001	15:49:30	21.7230	55.7500	8.4460		21.7230	0.1430	-0.1430		

9/27/2001	15:50:30	22.7230	55.7500	8.4440		22.7230	0.1410	-0.1410		
9/27/2001	15:51:30	23.7230	55.7400	8.4440		23.7230	0.1410	-0.1410		
9/27/2001	15:52:30	24.7230	55.7400	8.4440		24.7230	0.1410	-0.1410		
9/27/2001	15:53:30	25.7230	55.7300	8.4440		25.7230	0.1410	-0.1410		
9/27/2001	15:54:30	26.7230	55.7300	8.4420		26.7230	0.1390	-0.1390		
9/27/2001	15:55:30	27.7230	55.7200	8.4440		27.7230	0.1410	-0.1410		
9/27/2001	15:56:30	28.7230	55.7100	8.4440		28.7230	0.1410	-0.1410		
9/27/2001	15:57:30	29.7230	55.7200	8.4390		29.7230	0.1360	-0.1360		
9/27/2001	15:58:30	30.7230	55.7100	8.4390		30.7230	0.1360	-0.1360		
9/27/2001	15:59:30	31.7230	55.7000	8.4390		31.7230	0.1360	-0.1360		
9/27/2001	16:00:30	32.7230	55.7000	8.4390		32.7230	0.1360	-0.1360		
9/27/2001	16:01:30	33.7230	55.7000	8.4370		33.7230	0.1340	-0.1340		
9/27/2001	16:02:30	34.7230	55.6800	8.4370		34.7230	0.1340	-0.1340		
9/27/2001	16:03:30	35.7230	55.6800	8.4370		35.7230	0.1340	-0.1340		
9/27/2001	16:04:30	36.7230	55.6700	8.4350		36.7230	0.1320	-0.1320		
9/27/2001	16:05:30	37.7230	55.6700	8.4350		37.7230	0.1320	-0.1320		
9/27/2001	16:06:30	38.7230	55.6700	8.4350		38.7230	0.1320	-0.1320		
9/27/2001	16:07:30	39.7230	55.6700	8.4320		39.7230	0.1290	-0.1290		
9/27/2001	16:08:30	40.7230	55.6600	8.4320		40.7230	0.1290	-0.1290		
9/27/2001	16:09:30	41.7230	55.6600	8.4320		41.7230	0.1290	-0.1290		
9/27/2001	16:10:30	42.7230	55.6600	8.4320		42.7230	0.1290	-0.1290		
9/27/2001	16:11:30	43.7230	55.6600	8.4320		43.7230	0.1290	-0.1290		
9/27/2001	16:12:30	44.7230	55.6500	8.4320		44.7230	0.1290	-0.1290		
9/27/2001	16:13:30	45.7230	55.6500	8.4350		45.7230	0.1320	-0.1320		
9/27/2001	16:14:30	46.7230	55.6500	8.4320		46.7230	0.1290	-0.1290		
9/27/2001	16:15:30	47.7230	55.6400	8.4300		47.7230	0.1270	-0.1270		
9/27/2001	16:16:30	48.7230	55.6400	8.4300		48.7230	0.1270	-0.1270		
9/27/2001	16:17:30	49.7230	55.6400	8.4300		49.7230	0.1270	-0.1270		
9/27/2001	16:18:30	50.7230	55.6300	8.4300		50.7230	0.1270	-0.1270		
9/27/2001	16:19:30	51.7230	55.6300	8.4280		51.7230	0.1250	-0.1250		
9/27/2001	16:20:30	52.7230	55.6300	8.4280		52.7230	0.1250	-0.1250		
9/27/2001	16:21:30	53.7230	55.6300	8.4280		53.7230	0.1250	-0.1250		
9/27/2001	16:22:30	54.7230	55.6300	8.4260		54.7230	0.1230	-0.1230		
9/27/2001	16:23:30	55.7230	55.6300	8.4280		55.7230	0.1250	-0.1250		
9/27/2001	16:24:30	56.7230	55.6300	8.4260		56.7230	0.1230	-0.1230		
9/27/2001	16:25:30	57.7230	55.6300	8.4260		57.7230	0.1230	-0.1230		
9/27/2001	16:26:30	58.7230	55.6200	8.4230		58.7230	0.1200	-0.1200		
9/27/2001	16:27:30	59.7230	55.6200	8.4260		59.7230	0.1230	-0.1230		
9/27/2001	16:28:30	60.7230	55.6200	8.4230		60.7230	0.1200	-0.1200		
9/27/2001	16:29:30	61.7230	55.6200	8.4230		61.7230	0.1200	-0.1200		
9/27/2001	16:30:30	62.7230	55.6200	8.4230		62.7230	0.1200	-0.1200		
9/27/2001	16:31:30	63.7230	55.6200	8.4230		63.7230	0.1200	-0.1200		
9/27/2001	16:32:30	64.7230	55.6100	8.4210		64.7230	0.1180	-0.1180		
9/27/2001	16:33:30	65.7230	55.6100	8.4230		65.7230	0.1200	-0.1200		
9/27/2001	16:34:30	66.7230	55.6100	8.4210		66.7230	0.1180	-0.1180		
9/27/2001	16:35:30	67.7230	55.6100	8.4190		67.7230	0.1160	-0.1160		
9/27/2001	16:36:30	68.7230	55.6100	8.4190		68.7230	0.1160	-0.1160		
9/27/2001	16:37:30	69.7230	55.6100	8.4210		69.7230	0.1180	-0.1180		
9/27/2001	16:38:30	70.7230	55.6100	8.4210		70.7230	0.1180	-0.1180		
9/27/2001	16:39:30	71.7230	55.6100	8.4210		71.7230	0.1180	-0.1180		
9/27/2001	16:40:30	72.7230	55.6100	8.4210		72.7230	0.1180	-0.1180		
9/27/2001	16:41:30	73.7230	55.6000	8.4190		73.7230	0.1160	-0.1160		
9/27/2001	16:42:30	74.7230	55.6000	8.4190		74.7230	0.1160	-0.1160		
9/27/2001	16:43:30	75.7230	55.6000	8.4190		75.7230	0.1160	-0.1160		
9/27/2001	16:44:30	76.7230	55.6000	8.4190		76.7230	0.1160	-0.1160		
9/27/2001	16:45:30	77.7230	55.6000	8.4190		77.7230	0.1160	-0.1160		
9/27/2001	16:46:30	78.7230	55.6000	8.4190		78.7230	0.1160	-0.1160		
9/27/2001	16:47:30	79.7230	55.6000	8.4160		79.7230	0.1130	-0.1130		
9/27/2001	16:48:30	80.7230	55.6000	8.4160		80.7230	0.1130	-0.1130		
9/27/2001	16:49:30	81.7230	55.6000	8.4160		81.7230	0.1130	-0.1130		
9/27/2001	16:50:30	82.7230	55.6000	8.4160		82.7230	0.1130	-0.1130		
9/27/2001	16:51:30	83.7230	55.6000	8.4160		83.7230	0.1130	-0.1130		
9/27/2001	16:52:30	84.7230	55.6000	8.4140		84.7230	0.1110	-0.1110		

9/27/2001	16:53:30	85.7230	55.6000	8.4140		85.7230	0.1110	-0.1110		
9/27/2001	16:54:30	86.7230	55.6000	8.4120		86.7230	0.1090	-0.1090		
9/27/2001	16:55:30	87.7230	55.6000	8.4120		87.7230	0.1090	-0.1090		
9/27/2001	16:56:30	88.7230	55.6000	8.4120		88.7230	0.1090	-0.1090		
9/27/2001	16:57:30	89.7230	55.5900	8.4120		89.7230	0.1090	-0.1090		
9/27/2001	16:58:30	90.7230	55.5900	8.4090		90.7230	0.1060	-0.1060		
9/27/2001	16:59:30	91.7230	55.5900	8.4090		91.7230	0.1060	-0.1060		
9/27/2001	17:00:30	92.7230	55.5900	8.4090		92.7230	0.1060	-0.1060		
9/27/2001	17:01:30	93.7230	55.5900	8.4120		93.7230	0.1090	-0.1090		
9/27/2001	17:02:30	94.7230	55.5900	8.4090		94.7230	0.1060	-0.1060		
9/27/2001	17:03:30	95.7230	55.5900	8.4090		95.7230	0.1060	-0.1060		
9/27/2001	17:04:30	96.7230	55.5900	8.4090		96.7230	0.1060	-0.1060		
9/27/2001	17:05:30	97.7230	55.5900	8.4070		97.7230	0.1040	-0.1040		
9/27/2001	17:06:30	98.7230	55.5900	8.4070		98.7230	0.1040	-0.1040		
9/27/2001	17:07:30	99.7230	55.5900	8.4070		99.7230	0.1040	-0.1040		
9/27/2001	17:08:30	100.7230	55.5900	8.4070		100.7230	0.1040	-0.1040		
9/27/2001	17:09:30	101.7230	55.5900	8.4050		101.7230	0.1020	-0.1020		
9/27/2001	17:10:30	102.7230	55.5900	8.4050		102.7230	0.1020	-0.1020		
9/27/2001	17:11:30	103.7230	55.5900	8.4050		103.7230	0.1020	-0.1020		
9/27/2001	17:12:30	104.7230	55.5900	8.4050		104.7230	0.1020	-0.1020		
9/27/2001	17:13:30	105.7230	55.5900	8.4020		105.7230	0.0990	-0.0990		
9/27/2001	17:14:30	106.7230	55.5900	8.4050		106.7230	0.1020	-0.1020		
9/27/2001	17:15:30	107.7230	55.5900	8.4050		107.7230	0.1020	-0.1020		
9/27/2001	17:16:30	108.7230	55.5900	8.4050		108.7230	0.1020	-0.1020		
9/27/2001	17:17:30	109.7230	55.5900	8.4050		109.7230	0.1020	-0.1020		
9/27/2001	17:18:30	110.7230	55.5900	8.4020		110.7230	0.0990	-0.0990		
9/27/2001	17:19:30	111.7230	55.5700	8.4050		111.7230	0.1020	-0.1020		
9/27/2001	17:20:30	112.7230	55.5900	8.4020		112.7230	0.0990	-0.0990		
9/27/2001	17:21:30	113.7230	55.5900	8.4050		113.7230	0.1020	-0.1020		
9/27/2001	17:22:30	114.7230	55.5700	8.4050		114.7230	0.1020	-0.1020		
9/27/2001	17:23:30	115.7230	55.5900	8.4070		115.7230	0.1040	-0.1040		
9/27/2001	17:24:30	116.7230	55.5700	8.4020		116.7230	0.0990	-0.0990		
9/27/2001	17:25:30	117.7230	55.5700	8.4020		117.7230	0.0990	-0.0990		
9/27/2001	17:26:30	118.7230	55.5700	8.4050		118.7230	0.1020	-0.1020		
9/27/2001	17:27:30	119.7230	55.5700	8.4020		119.7230	0.0990	-0.0990		
9/27/2001	17:28:30	120.7230	55.5700	8.4020		120.7230	0.0990	-0.0990		
9/27/2001	17:29:30	121.7230	55.5700	8.4020		121.7230	0.0990	-0.0990		
9/27/2001	17:30:30	122.7230	55.5700	8.4020		122.7230	0.0990	-0.0990		
9/27/2001	17:31:30	123.7230	55.5700	8.4020		123.7230	0.0990	-0.0990		
9/27/2001	17:32:30	124.7230	55.5700	8.4000		124.7230	0.0970	-0.0970		
9/27/2001	17:33:30	125.7230	55.5700	8.4000		125.7230	0.0970	-0.0970		
9/27/2001	17:34:30	126.7230	55.5700	8.4000		126.7230	0.0970	-0.0970		
9/27/2001	17:35:30	127.7230	55.5700	8.4000		127.7230	0.0970	-0.0970		
9/27/2001	17:36:30	128.7230	55.5700	8.4000		128.7230	0.0970	-0.0970		
9/27/2001	17:37:30	129.7230	55.5700	8.4020		129.7230	0.0990	-0.0990		
9/27/2001	17:38:30	130.7230	55.5700	8.4020		130.7230	0.0990	-0.0990		
9/27/2001	17:39:30	131.7230	55.5700	8.4000		131.7230	0.0970	-0.0970		
9/27/2001	17:40:30	132.7230	55.5700	8.4000		132.7230	0.0970	-0.0970		
9/27/2001	17:41:30	133.7230	55.5700	8.4000		133.7230	0.0970	-0.0970		
9/27/2001	17:42:30	134.7230	55.5700	8.4000		134.7230	0.0970	-0.0970		
9/27/2001	17:43:30	135.7230	55.5700	8.4000		135.7230	0.0970	-0.0970		
9/27/2001	17:44:30	136.7230	55.5700	8.4000		136.7230	0.0970	-0.0970		
9/27/2001	17:45:30	137.7230	55.5700	8.4000		137.7230	0.0970	-0.0970		
9/27/2001	17:46:30	138.7230	55.5700	8.4000		138.7230	0.0970	-0.0970		
9/27/2001	17:47:30	139.7230	55.5600	8.4000		139.7230	0.0970	-0.0970		
9/27/2001	17:48:30	140.7230	55.5700	8.4000		140.7230	0.0970	-0.0970		
9/27/2001	17:49:30	141.7230	55.5700	8.4020		141.7230	0.0990	-0.0990		
9/27/2001	17:50:30	142.7230	55.5700	8.4000		142.7230	0.0970	-0.0970		
9/27/2001	17:51:30	143.7230	55.5600	8.4000		143.7230	0.0970	-0.0970		
9/27/2001	17:52:30	144.7230	55.5700	8.3980		144.7230	0.0950	-0.0950		
9/27/2001	17:53:30	145.7230	55.5600	8.3980		145.7230	0.0950	-0.0950		
9/27/2001	17:54:30	146.7230	55.5600	8.3980		146.7230	0.0950	-0.0950		
9/27/2001	17:55:30	147.7230	55.5700	8.3980		147.7230	0.0950	-0.0950		

9/27/2001	17:56:30	148.7230	55.5600	8.3980		148.7230	0.0950	-0.0950	
9/27/2001	17:57:30	149.7230	55.5600	8.3960		149.7230	0.0930	-0.0930	
9/27/2001	17:58:30	150.7230	55.5600	8.3960		150.7230	0.0930	-0.0930	
9/27/2001	17:59:30	151.7230	55.5600	8.3960		151.7230	0.0930	-0.0930	
9/27/2001	18:00:30	152.7230	55.5600	8.3960		152.7230	0.0930	-0.0930	
9/27/2001	18:01:30	153.7230	55.5600	8.3960		153.7230	0.0930	-0.0930	
9/27/2001	18:02:30	154.7230	55.5700	8.3930		154.7230	0.0900	-0.0900	
9/27/2001	18:03:30	155.7230	55.5600	8.3930		155.7230	0.0900	-0.0900	
9/27/2001	18:04:30	156.7230	55.5600	8.3930		156.7230	0.0900	-0.0900	
9/27/2001	18:05:30	157.7230	55.5600	8.3910		157.7230	0.0880	-0.0880	
9/27/2001	18:06:30	158.7230	55.5600	8.3910		158.7230	0.0880	-0.0880	
9/27/2001	18:07:30	159.7230	55.5600	8.3910		159.7230	0.0880	-0.0880	
9/27/2001	18:08:30	160.7230	55.5600	8.3910		160.7230	0.0880	-0.0880	
9/27/2001	18:09:30	161.7230	55.5600	8.3910		161.7230	0.0880	-0.0880	
9/27/2001	18:10:30	162.7230	55.5600	8.3910		162.7230	0.0880	-0.0880	
9/27/2001	18:11:30	163.7230	55.5600	8.3910		163.7230	0.0880	-0.0880	
9/27/2001	18:12:30	164.7230	55.5600	8.3930		164.7230	0.0900	-0.0900	
9/27/2001	18:13:30	165.7230	55.5600	8.3910		165.7230	0.0880	-0.0880	
9/27/2001	18:14:30	166.7230	55.5600	8.3910		166.7230	0.0880	-0.0880	
9/27/2001	18:15:30	167.7230	55.5600	8.3910		167.7230	0.0880	-0.0880	
9/27/2001	18:16:30	168.7230	55.5600	8.3910		168.7230	0.0880	-0.0880	
9/27/2001	18:17:30	169.7230	55.5600	8.3910		169.7230	0.0880	-0.0880	
9/27/2001	18:18:30	170.7230	55.5600	8.3890		170.7230	0.0860	-0.0860	
9/27/2001	18:19:30	171.7230	55.5600	8.3890		171.7230	0.0860	-0.0860	
9/27/2001	18:20:30	172.7230	55.5600	8.3890		172.7230	0.0860	-0.0860	
9/27/2001	18:21:30	173.7230	55.5500	8.3890		173.7230	0.0860	-0.0860	
9/27/2001	18:22:30	174.7230	55.5600	8.3890		174.7230	0.0860	-0.0860	
9/27/2001	18:23:30	175.7230	55.5600	8.3890		175.7230	0.0860	-0.0860	
9/27/2001	18:24:30	176.7230	55.5600	8.3890		176.7230	0.0860	-0.0860	
9/27/2001	18:25:30	177.7230	55.5600	8.3890		177.7230	0.0860	-0.0860	
9/27/2001	18:26:30	178.7230	55.5600	8.3910		178.7230	0.0880	-0.0880	
9/27/2001	18:27:30	179.7230	55.5600	8.3890		179.7230	0.0860	-0.0860	
9/27/2001	18:28:30	180.7230	55.5600	8.3890		180.7230	0.0860	-0.0860	
9/27/2001	18:29:30	181.7230	55.5500	8.3890		181.7230	0.0860	-0.0860	
9/27/2001	18:30:30	182.7230	55.5600	8.3890		182.7230	0.0860	-0.0860	
9/27/2001	18:31:30	183.7230	55.5600	8.3890		183.7230	0.0860	-0.0860	
9/27/2001	18:32:30	184.7230	55.5600	8.3890		184.7230	0.0860	-0.0860	
9/27/2001	18:33:30	185.7230	55.5500	8.3890		185.7230	0.0860	-0.0860	
9/27/2001	18:34:30	186.7230	55.5500	8.3890		186.7230	0.0860	-0.0860	
9/27/2001	18:35:30	187.7230	55.5500	8.3890		187.7230	0.0860	-0.0860	
9/27/2001	18:36:30	188.7230	55.5600	8.3890		188.7230	0.0860	-0.0860	
9/27/2001	18:37:30	189.7230	55.5600	8.3860		189.7230	0.0830	-0.0830	
9/27/2001	18:38:30	190.7230	55.5600	8.3860		190.7230	0.0830	-0.0830	
9/27/2001	18:39:30	191.7230	55.5600	8.3860		191.7230	0.0830	-0.0830	
9/27/2001	18:40:30	192.7230	55.5500	8.3840		192.7230	0.0810	-0.0810	
9/27/2001	18:41:30	193.7230	55.5600	8.3840		193.7230	0.0810	-0.0810	
9/27/2001	18:42:30	194.7230	55.5600	8.3840		194.7230	0.0810	-0.0810	
9/27/2001	18:43:30	195.7230	55.5600	8.3840		195.7230	0.0810	-0.0810	
9/27/2001	18:44:30	196.7230	55.5600	8.3820		196.7230	0.0790	-0.0790	
9/27/2001	18:45:30	197.7230	55.5600	8.3820		197.7230	0.0790	-0.0790	
9/27/2001	18:46:30	198.7230	55.5600	8.3820		198.7230	0.0790	-0.0790	
9/27/2001	18:47:30	199.7230	55.5600	8.3820		199.7230	0.0790	-0.0790	
9/27/2001	18:48:30	200.7230	55.5600	8.3820		200.7230	0.0790	-0.0790	
9/27/2001	18:49:30	201.7230	55.5600	8.3820		201.7230	0.0790	-0.0790	
9/27/2001	18:50:30	202.7230	55.5500	8.3840		202.7230	0.0810	-0.0810	
9/27/2001	18:51:30	203.7230	55.5500	8.3840		203.7230	0.0810	-0.0810	
9/27/2001	18:52:30	204.7230	55.5600	8.3820		204.7230	0.0790	-0.0790	
9/27/2001	18:53:30	205.7230	55.5600	8.3840		205.7230	0.0810	-0.0810	
9/27/2001	18:54:30	206.7230	55.5500	8.3840		206.7230	0.0810	-0.0810	
9/27/2001	18:55:30	207.7230	55.5600	8.3820		207.7230	0.0790	-0.0790	
9/27/2001	18:56:30	208.7230	55.5500	8.3820		208.7230	0.0790	-0.0790	
9/27/2001	18:57:30	209.7230	55.5500	8.3840		209.7230	0.0810	-0.0810	
9/27/2001	18:58:30	210.7230	55.5500	8.3820		210.7230	0.0790	-0.0790	

9/27/2001	18:59:30	211.7230	55.5600	8.3820		211.7230	0.0790	-0.0790		
9/27/2001	19:00:30	212.7230	55.5500	8.3820		212.7230	0.0790	-0.0790		
9/27/2001	19:01:30	213.7230	55.5500	8.3820		213.7230	0.0790	-0.0790		
9/27/2001	19:02:30	214.7230	55.5500	8.3820		214.7230	0.0790	-0.0790		
9/27/2001	19:03:30	215.7230	55.5500	8.3820		215.7230	0.0790	-0.0790		
9/27/2001	19:04:30	216.7230	55.5500	8.3820		216.7230	0.0790	-0.0790		
9/27/2001	19:05:30	217.7230	55.5500	8.3820		217.7230	0.0790	-0.0790		
9/27/2001	19:06:30	218.7230	55.5500	8.3820		218.7230	0.0790	-0.0790		
9/27/2001	19:07:30	219.7230	55.5500	8.3820		219.7230	0.0790	-0.0790		
9/27/2001	19:08:30	220.7230	55.5500	8.3820		220.7230	0.0790	-0.0790		
9/27/2001	19:09:30	221.7230	55.5500	8.3820		221.7230	0.0790	-0.0790		
9/27/2001	19:10:30	222.7230	55.5500	8.3820		222.7230	0.0790	-0.0790		
9/27/2001	19:11:30	223.7230	55.5500	8.3790		223.7230	0.0760	-0.0760		
9/27/2001	19:12:30	224.7230	55.5500	8.3790		224.7230	0.0760	-0.0760		
9/27/2001	19:13:30	225.7230	55.5500	8.3790		225.7230	0.0760	-0.0760		
9/27/2001	19:14:30	226.7230	55.5500	8.3790		226.7230	0.0760	-0.0760		
9/27/2001	19:15:30	227.7230	55.5500	8.3790		227.7230	0.0760	-0.0760		
9/27/2001	19:16:30	228.7230	55.5600	8.3790		228.7230	0.0760	-0.0760		
9/27/2001	19:17:30	229.7230	55.5500	8.3790		229.7230	0.0760	-0.0760		
9/27/2001	19:18:30	230.7230	55.5500	8.3770		230.7230	0.0740	-0.0740		
9/27/2001	19:19:30	231.7230	55.5500	8.3770		231.7230	0.0740	-0.0740		
9/27/2001	19:20:30	232.7230	55.5500	8.3750		232.7230	0.0720	-0.0720		
9/27/2001	19:21:30	233.7230	55.5500	8.3790		233.7230	0.0760	-0.0760		
9/27/2001	19:22:30	234.7230	55.5500	8.3770		234.7230	0.0740	-0.0740		
9/27/2001	19:23:30	235.7230	55.5500	8.3770		235.7230	0.0740	-0.0740		
9/27/2001	19:24:30	236.7230	55.5500	8.3770		236.7230	0.0740	-0.0740		
9/27/2001	19:25:30	237.7230	55.5500	8.3770		237.7230	0.0740	-0.0740		
9/27/2001	19:26:30	238.7230	55.5500	8.3770		238.7230	0.0740	-0.0740		
9/27/2001	19:27:30	239.7230	55.5500	8.3750		239.7230	0.0720	-0.0720		
9/27/2001	19:28:30	240.7230	55.5500	8.3750		240.7230	0.0720	-0.0720		
9/27/2001	19:29:30	241.7230	55.5500	8.3770		241.7230	0.0740	-0.0740		
9/27/2001	19:30:30	242.7230	55.5600	8.3750		242.7230	0.0720	-0.0720		
9/27/2001	19:31:30	243.7230	55.5500	8.3750		243.7230	0.0720	-0.0720		
9/27/2001	19:32:30	244.7230	55.5500	8.3750		244.7230	0.0720	-0.0720		
9/27/2001	19:33:30	245.7230	55.5500	8.3750		245.7230	0.0720	-0.0720		
9/27/2001	19:34:30	246.7230	55.5500	8.3750		246.7230	0.0720	-0.0720		
9/27/2001	19:35:30	247.7230	55.5500	8.3720		247.7230	0.0690	-0.0690		
9/27/2001	19:36:30	248.7230	55.5500	8.3720		248.7230	0.0690	-0.0690		
9/27/2001	19:37:30	249.7230	55.5500	8.3700		249.7230	0.0670	-0.0670		
9/27/2001	19:38:30	250.7230	55.5500	8.3700		250.7230	0.0670	-0.0670		
9/27/2001	19:39:30	251.7230	55.5500	8.3720		251.7230	0.0690	-0.0690		
9/27/2001	19:40:30	252.7230	55.5500	8.3700		252.7230	0.0670	-0.0670		
9/27/2001	19:41:30	253.7230	55.5500	8.3700		253.7230	0.0670	-0.0670		
9/27/2001	19:42:30	254.7230	55.5500	8.3700		254.7230	0.0670	-0.0670		
9/27/2001	19:43:30	255.7230	55.5500	8.3700		255.7230	0.0670	-0.0670		
9/27/2001	19:44:30	256.7230	55.5500	8.3700		256.7230	0.0670	-0.0670		
9/27/2001	19:45:30	257.7230	55.5500	8.3680		257.7230	0.0650	-0.0650		
9/27/2001	19:46:30	258.7230	55.5500	8.3680		258.7230	0.0650	-0.0650		
9/27/2001	19:47:30	259.7230	55.5500	8.3680		259.7230	0.0650	-0.0650		
9/27/2001	19:48:30	260.7230	55.5500	8.3660		260.7230	0.0630	-0.0630		
9/27/2001	19:49:30	261.7230	55.5500	8.3660		261.7230	0.0630	-0.0630		
9/27/2001	19:50:30	262.7230	55.5600	8.3660		262.7230	0.0630	-0.0630		
9/27/2001	19:51:30	263.7230	55.5500	8.3660		263.7230	0.0630	-0.0630		
9/27/2001	19:52:30	264.7230	55.5500	8.3660		264.7230	0.0630	-0.0630		
9/27/2001	19:53:30	265.7230	55.5500	8.3660		265.7230	0.0630	-0.0630		
9/27/2001	19:54:30	266.7230	55.5500	8.3660		266.7230	0.0630	-0.0630		
9/27/2001	19:55:30	267.7230	55.5500	8.3660		267.7230	0.0630	-0.0630		
9/27/2001	19:56:30	268.7230	55.5500	8.3660		268.7230	0.0630	-0.0630		
9/27/2001	19:57:30	269.7230	55.5500	8.3660		269.7230	0.0630	-0.0630		
9/27/2001	19:58:30	270.7230	55.5600	8.3660		270.7230	0.0630	-0.0630		
9/27/2001	19:59:30	271.7230	55.5500	8.3660		271.7230	0.0630	-0.0630		
9/27/2001	20:00:30	272.7230	55.5500	8.3660		272.7230	0.0630	-0.0630		
9/27/2001	20:01:30	273.7230	55.5500	8.3660		273.7230	0.0630	-0.0630		

9/27/2001	20:02:30	274.7230	55.5500	8.3630		274.7230	0.0600	-0.0600		
9/27/2001	20:03:30	275.7230	55.5500	8.3630		275.7230	0.0600	-0.0600		
9/27/2001	20:04:30	276.7230	55.5600	8.3630		276.7230	0.0600	-0.0600		
9/27/2001	20:05:30	277.7230	55.5500	8.3630		277.7230	0.0600	-0.0600		
9/27/2001	20:06:30	278.7230	55.5500	8.3630		278.7230	0.0600	-0.0600		
9/27/2001	20:07:30	279.7230	55.5500	8.3630		279.7230	0.0600	-0.0600		
9/27/2001	20:08:30	280.7230	55.5500	8.3610		280.7230	0.0580	-0.0580		
9/27/2001	20:09:30	281.7230	55.5500	8.3630		281.7230	0.0600	-0.0600		
9/27/2001	20:10:30	282.7230	55.5600	8.3610		282.7230	0.0580	-0.0580		
9/27/2001	20:11:30	283.7230	55.5600	8.3630		283.7230	0.0600	-0.0600		
9/27/2001	20:12:30	284.7230	55.5500	8.3630		284.7230	0.0600	-0.0600		
9/27/2001	20:13:30	285.7230	55.5500	8.3630		285.7230	0.0600	-0.0600		
9/27/2001	20:14:30	286.7230	55.5500	8.3630		286.7230	0.0600	-0.0600		
9/27/2001	20:15:30	287.7230	55.5500	8.3630		287.7230	0.0600	-0.0600		
9/27/2001	20:16:30	288.7230	55.5500	8.3630		288.7230	0.0600	-0.0600		
9/27/2001	20:17:30	289.7230	55.5500	8.3630		289.7230	0.0600	-0.0600		
9/27/2001	20:18:30	290.7230	55.5500	8.3610		290.7230	0.0580	-0.0580		
9/27/2001	20:19:30	291.7230	55.5600	8.3610		291.7230	0.0580	-0.0580		
9/27/2001	20:20:30	292.7230	55.5500	8.3610		292.7230	0.0580	-0.0580		
9/27/2001	20:21:30	293.7230	55.5500	8.3630		293.7230	0.0600	-0.0600		
9/27/2001	20:22:30	294.7230	55.5500	8.3610		294.7230	0.0580	-0.0580		
9/27/2001	20:23:30	295.7230	55.5500	8.3610		295.7230	0.0580	-0.0580		
9/27/2001	20:24:30	296.7230	55.5500	8.3630		296.7230	0.0600	-0.0600		
9/27/2001	20:25:30	297.7230	55.5500	8.3610		297.7230	0.0580	-0.0580		
9/27/2001	20:26:30	298.7230	55.5600	8.3610		298.7230	0.0580	-0.0580		
9/27/2001	20:27:30	299.7230	55.5600	8.3610		299.7230	0.0580	-0.0580		
9/27/2001	20:28:30	300.7230	55.5600	8.3610		300.7230	0.0580	-0.0580		
9/27/2001	20:29:30	301.7230	55.5600	8.3610		301.7230	0.0580	-0.0580		
9/27/2001	20:30:30	302.7230	55.5500	8.3610		302.7230	0.0580	-0.0580		
9/27/2001	20:31:30	303.7230	55.5500	8.3610		303.7230	0.0580	-0.0580		
9/27/2001	20:32:30	304.7230	55.5600	8.3610		304.7230	0.0580	-0.0580		
9/27/2001	20:33:30	305.7230	55.5600	8.3590		305.7230	0.0560	-0.0560		
9/27/2001	20:34:30	306.7230	55.5500	8.3610		306.7230	0.0580	-0.0580		
9/27/2001	20:35:30	307.7230	55.5600	8.3610		307.7230	0.0580	-0.0580		
9/27/2001	20:36:30	308.7230	55.5500	8.3610		308.7230	0.0580	-0.0580		
9/27/2001	20:37:30	309.7230	55.5500	8.3610		309.7230	0.0580	-0.0580		
9/27/2001	20:38:30	310.7230	55.5500	8.3610		310.7230	0.0580	-0.0580		
9/27/2001	20:39:30	311.7230	55.5600	8.3610		311.7230	0.0580	-0.0580		
9/27/2001	20:40:30	312.7230	55.5500	8.3610		312.7230	0.0580	-0.0580		
9/27/2001	20:41:30	313.7230	55.5500	8.3610		313.7230	0.0580	-0.0580		
9/27/2001	20:42:30	314.7230	55.5600	8.3610		314.7230	0.0580	-0.0580		
9/27/2001	20:43:30	315.7230	55.5600	8.3610		315.7230	0.0580	-0.0580		
9/27/2001	20:44:30	316.7230	55.5600	8.3610		316.7230	0.0580	-0.0580		
9/27/2001	20:45:30	317.7230	55.5500	8.3610		317.7230	0.0580	-0.0580		
9/27/2001	20:46:30	318.7230	55.5500	8.3590		318.7230	0.0560	-0.0560		
9/27/2001	20:47:30	319.7230	55.5500	8.3610		319.7230	0.0580	-0.0580		
9/27/2001	20:48:30	320.7230	55.5600	8.3610		320.7230	0.0580	-0.0580		
9/27/2001	20:49:30	321.7230	55.5500	8.3590		321.7230	0.0560	-0.0560		
9/27/2001	20:50:30	322.7230	55.5600	8.3610		322.7230	0.0580	-0.0580		
9/27/2001	20:51:30	323.7230	55.5500	8.3590		323.7230	0.0560	-0.0560		
9/27/2001	20:52:30	324.7230	55.5500	8.3610		324.7230	0.0580	-0.0580		
9/27/2001	20:53:30	325.7230	55.5600	8.3610		325.7230	0.0580	-0.0580		
9/27/2001	20:54:30	326.7230	55.5500	8.3610		326.7230	0.0580	-0.0580		
9/27/2001	20:55:30	327.7230	55.5500	8.3590		327.7230	0.0560	-0.0560		
9/27/2001	20:56:30	328.7230	55.5500	8.3590		328.7230	0.0560	-0.0560		
9/27/2001	20:57:30	329.7230	55.5500	8.3590		329.7230	0.0560	-0.0560		
9/27/2001	20:58:30	330.7230	55.5600	8.3590		330.7230	0.0560	-0.0560		
9/27/2001	20:59:30	331.7230	55.5500	8.3590		331.7230	0.0560	-0.0560		
9/27/2001	21:00:30	332.7230	55.5500	8.3590		332.7230	0.0560	-0.0560		
9/27/2001	21:01:30	333.7230	55.5600	8.3590		333.7230	0.0560	-0.0560		
9/27/2001	21:02:30	334.7230	55.5600	8.3590		334.7230	0.0560	-0.0560		
9/27/2001	21:03:30	335.7230	55.5600	8.3610		335.7230	0.0580	-0.0580		
9/27/2001	21:04:30	336.7230	55.5500	8.3590		336.7230	0.0560	-0.0560		

9/27/2001	21:05:30	337.7230	55.5600	8.3590		337.7230	0.0560	-0.0560	
9/27/2001	21:06:30	338.7230	55.5600	8.3590		338.7230	0.0560	-0.0560	
9/27/2001	21:07:30	339.7230	55.5500	8.3590		339.7230	0.0560	-0.0560	
9/27/2001	21:08:30	340.7230	55.5500	8.3560		340.7230	0.0530	-0.0530	
9/27/2001	21:09:30	341.7230	55.5500	8.3560		341.7230	0.0530	-0.0530	
9/27/2001	21:10:30	342.7230	55.5500	8.3560		342.7230	0.0530	-0.0530	
9/27/2001	21:11:30	343.7230	55.5600	8.3590		343.7230	0.0560	-0.0560	
9/27/2001	21:12:30	344.7230	55.5600	8.3560		344.7230	0.0530	-0.0530	
9/27/2001	21:13:30	345.7230	55.5500	8.3590		345.7230	0.0560	-0.0560	
9/27/2001	21:14:30	346.7230	55.5600	8.3590		346.7230	0.0560	-0.0560	
9/27/2001	21:15:30	347.7230	55.5600	8.3590		347.7230	0.0560	-0.0560	
9/27/2001	21:16:30	348.7230	55.5600	8.3610		348.7230	0.0580	-0.0580	
9/27/2001	21:17:30	349.7230	55.5500	8.3590		349.7230	0.0560	-0.0560	
9/27/2001	21:18:30	350.7230	55.5500	8.3560		350.7230	0.0530	-0.0530	
9/27/2001	21:19:30	351.7230	55.5600	8.3560		351.7230	0.0530	-0.0530	
9/27/2001	21:20:30	352.7230	55.5600	8.3560		352.7230	0.0530	-0.0530	
9/27/2001	21:21:30	353.7230	55.5500	8.3560		353.7230	0.0530	-0.0530	
9/27/2001	21:22:30	354.7230	55.5600	8.3560		354.7230	0.0530	-0.0530	
9/27/2001	21:23:30	355.7230	55.5600	8.3560		355.7230	0.0530	-0.0530	
9/27/2001	21:24:30	356.7230	55.5600	8.3560		356.7230	0.0530	-0.0530	
9/27/2001	21:25:30	357.7230	55.5500	8.3560		357.7230	0.0530	-0.0530	
9/27/2001	21:26:30	358.7230	55.5600	8.3540		358.7230	0.0510	-0.0510	
9/27/2001	21:27:30	359.7230	55.5600	8.3540		359.7230	0.0510	-0.0510	
9/27/2001	21:28:30	360.7230	55.5500	8.3520		360.7230	0.0490	-0.0490	
9/27/2001	21:29:30	361.7230	55.5600	8.3520		361.7230	0.0490	-0.0490	
9/27/2001	21:30:30	362.7230	55.5500	8.3520		362.7230	0.0490	-0.0490	
9/27/2001	21:31:30	363.7230	55.5500	8.3520		363.7230	0.0490	-0.0490	
9/27/2001	21:32:30	364.7230	55.5500	8.3520		364.7230	0.0490	-0.0490	
9/27/2001	21:33:30	365.7230	55.5500	8.3520		365.7230	0.0490	-0.0490	
9/27/2001	21:34:30	366.7230	55.5500	8.3520		366.7230	0.0490	-0.0490	
9/27/2001	21:35:30	367.7230	55.5600	8.3520		367.7230	0.0490	-0.0490	
9/27/2001	21:36:30	368.7230	55.5600	8.3520		368.7230	0.0490	-0.0490	
9/27/2001	21:37:30	369.7230	55.5600	8.3520		369.7230	0.0490	-0.0490	
9/27/2001	21:38:30	370.7230	55.5600	8.3520		370.7230	0.0490	-0.0490	
9/27/2001	21:39:30	371.7230	55.5600	8.3540		371.7230	0.0510	-0.0510	
9/27/2001	21:40:30	372.7230	55.5600	8.3540		372.7230	0.0510	-0.0510	
9/27/2001	21:41:30	373.7230	55.5600	8.3540		373.7230	0.0510	-0.0510	
9/27/2001	21:42:30	374.7230	55.5600	8.3540		374.7230	0.0510	-0.0510	
9/27/2001	21:43:30	375.7230	55.5600	8.3540		375.7230	0.0510	-0.0510	
9/27/2001	21:44:30	376.7230	55.5600	8.3540		376.7230	0.0510	-0.0510	
9/27/2001	21:45:30	377.7230	55.5500	8.3520		377.7230	0.0490	-0.0490	
9/27/2001	21:46:30	378.7230	55.5600	8.3520		378.7230	0.0490	-0.0490	
9/27/2001	21:47:30	379.7230	55.5600	8.3520		379.7230	0.0490	-0.0490	
9/27/2001	21:48:30	380.7230	55.5500	8.3520		380.7230	0.0490	-0.0490	
9/27/2001	21:49:30	381.7230	55.5500	8.3520		381.7230	0.0490	-0.0490	
9/27/2001	21:50:30	382.7230	55.5600	8.3520		382.7230	0.0490	-0.0490	
9/27/2001	21:51:30	383.7230	55.5600	8.3520		383.7230	0.0490	-0.0490	
9/27/2001	21:52:30	384.7230	55.5600	8.3520		384.7230	0.0490	-0.0490	
9/27/2001	21:53:30	385.7230	55.5500	8.3520		385.7230	0.0490	-0.0490	
9/27/2001	21:54:30	386.7230	55.5600	8.3520		386.7230	0.0490	-0.0490	
9/27/2001	21:55:30	387.7230	55.5600	8.3520		387.7230	0.0490	-0.0490	
9/27/2001	21:56:30	388.7230	55.5500	8.3520		388.7230	0.0490	-0.0490	
9/27/2001	21:57:30	389.7230	55.5500	8.3520		389.7230	0.0490	-0.0490	
9/27/2001	21:58:30	390.7230	55.5500	8.3520		390.7230	0.0490	-0.0490	
9/27/2001	21:59:30	391.7230	55.5500	8.3520		391.7230	0.0490	-0.0490	
9/27/2001	22:00:30	392.7230	55.5600	8.3520		392.7230	0.0490	-0.0490	
9/27/2001	22:01:30	393.7230	55.5600	8.3540		393.7230	0.0510	-0.0510	
9/27/2001	22:02:30	394.7230	55.5600	8.3520		394.7230	0.0490	-0.0490	
9/27/2001	22:03:30	395.7230	55.5600	8.3520		395.7230	0.0490	-0.0490	
9/27/2001	22:04:30	396.7230	55.5600	8.3520		396.7230	0.0490	-0.0490	
9/27/2001	22:05:30	397.7230	55.5600	8.3520		397.7230	0.0490	-0.0490	
9/27/2001	22:06:30	398.7230	55.5600	8.3520		398.7230	0.0490	-0.0490	
9/27/2001	22:07:30	399.7230	55.5500	8.3520		399.7230	0.0490	-0.0490	

9/27/2001	22:08:30	400.7230	55.5600	8.3520		400.7230	0.0490	-0.0490		
9/27/2001	22:09:30	401.7230	55.5600	8.3520		401.7230	0.0490	-0.0490		
9/27/2001	22:10:30	402.7230	55.5600	8.3490		402.7230	0.0460	-0.0460		
9/27/2001	22:11:30	403.7230	55.5600	8.3490		403.7230	0.0460	-0.0460		
9/27/2001	22:12:30	404.7230	55.5500	8.3490		404.7230	0.0460	-0.0460		
9/27/2001	22:13:30	405.7230	55.5600	8.3520		405.7230	0.0490	-0.0490		
9/27/2001	22:14:30	406.7230	55.5500	8.3490		406.7230	0.0460	-0.0460		
9/27/2001	22:15:30	407.7230	55.5600	8.3520		407.7230	0.0490	-0.0490		
9/27/2001	22:16:30	408.7230	55.5600	8.3520		408.7230	0.0490	-0.0490		
9/27/2001	22:17:30	409.7230	55.5600	8.3520		409.7230	0.0490	-0.0490		
9/27/2001	22:18:30	410.7230	55.5500	8.3520		410.7230	0.0490	-0.0490		
9/27/2001	22:19:30	411.7230	55.5600	8.3520		411.7230	0.0490	-0.0490		
9/27/2001	22:20:30	412.7230	55.5500	8.3540		412.7230	0.0510	-0.0510		
9/27/2001	22:21:30	413.7230	55.5600	8.3520		413.7230	0.0490	-0.0490		
9/27/2001	22:22:30	414.7230	55.5600	8.3490		414.7230	0.0460	-0.0460		
9/27/2001	22:23:30	415.7230	55.5600	8.3490		415.7230	0.0460	-0.0460		
9/27/2001	22:24:30	416.7230	55.5500	8.3490		416.7230	0.0460	-0.0460		
9/27/2001	22:25:30	417.7230	55.5500	8.3490		417.7230	0.0460	-0.0460		
9/27/2001	22:26:30	418.7230	55.5500	8.3520		418.7230	0.0490	-0.0490		
9/27/2001	22:27:30	419.7230	55.5500	8.3520		419.7230	0.0490	-0.0490		
9/27/2001	22:28:30	420.7230	55.5500	8.3490		420.7230	0.0460	-0.0460		
9/27/2001	22:29:30	421.7230	55.5600	8.3490		421.7230	0.0460	-0.0460		
9/27/2001	22:30:30	422.7230	55.5600	8.3490		422.7230	0.0460	-0.0460		
9/27/2001	22:31:30	423.7230	55.5600	8.3490		423.7230	0.0460	-0.0460		
9/27/2001	22:32:30	424.7230	55.5600	8.3520		424.7230	0.0490	-0.0490		
9/27/2001	22:33:30	425.7230	55.5600	8.3490		425.7230	0.0460	-0.0460		
9/27/2001	22:34:30	426.7230	55.5600	8.3470		426.7230	0.0440	-0.0440		
9/27/2001	22:35:30	427.7230	55.5500	8.3470		427.7230	0.0440	-0.0440		
9/27/2001	22:36:30	428.7230	55.5500	8.3470		428.7230	0.0440	-0.0440		
9/27/2001	22:37:30	429.7230	55.5500	8.3470		429.7230	0.0440	-0.0440		
9/27/2001	22:38:30	430.7230	55.5600	8.3450		430.7230	0.0420	-0.0420		
9/27/2001	22:39:30	431.7230	55.5500	8.3470		431.7230	0.0440	-0.0440		
9/27/2001	22:40:30	432.7230	55.5500	8.3470		432.7230	0.0440	-0.0440		
9/27/2001	22:41:30	433.7230	55.5600	8.3450		433.7230	0.0420	-0.0420		
9/27/2001	22:42:30	434.7230	55.5500	8.3470		434.7230	0.0440	-0.0440		
9/27/2001	22:43:30	435.7230	55.5600	8.3450		435.7230	0.0420	-0.0420		
9/27/2001	22:44:30	436.7230	55.5600	8.3450		436.7230	0.0420	-0.0420		
9/27/2001	22:45:30	437.7230	55.5600	8.3470		437.7230	0.0440	-0.0440		
9/27/2001	22:46:30	438.7230	55.5600	8.3450		438.7230	0.0420	-0.0420		
9/27/2001	22:47:30	439.7230	55.5500	8.3450		439.7230	0.0420	-0.0420		
9/27/2001	22:48:30	440.7230	55.5600	8.3450		440.7230	0.0420	-0.0420		
9/27/2001	22:49:30	441.7230	55.5600	8.3450		441.7230	0.0420	-0.0420		
9/27/2001	22:50:30	442.7230	55.5600	8.3450		442.7230	0.0420	-0.0420		
9/27/2001	22:51:30	443.7230	55.5500	8.3450		443.7230	0.0420	-0.0420		
9/27/2001	22:52:30	444.7230	55.5600	8.3470		444.7230	0.0440	-0.0440		
9/27/2001	22:53:30	445.7230	55.5500	8.3450		445.7230	0.0420	-0.0420		
9/27/2001	22:54:30	446.7230	55.5600	8.3470		446.7230	0.0440	-0.0440		
9/27/2001	22:55:30	447.7230	55.5600	8.3470		447.7230	0.0440	-0.0440		
9/27/2001	22:56:30	448.7230	55.5600	8.3470		448.7230	0.0440	-0.0440		
9/27/2001	22:57:30	449.7230	55.5600	8.3470		449.7230	0.0440	-0.0440		
9/27/2001	22:58:30	450.7230	55.5600	8.3470		450.7230	0.0440	-0.0440		
9/27/2001	22:59:30	451.7230	55.5600	8.3470		451.7230	0.0440	-0.0440		
9/27/2001	23:00:30	452.7230	55.5600	8.3470		452.7230	0.0440	-0.0440		
9/27/2001	23:01:30	453.7230	55.5600	8.3470		453.7230	0.0440	-0.0440		
9/27/2001	23:02:30	454.7230	55.5600	8.3470		454.7230	0.0440	-0.0440		
9/27/2001	23:03:30	455.7230	55.5600	8.3470		455.7230	0.0440	-0.0440		
9/27/2001	23:04:30	456.7230	55.5500	8.3470		456.7230	0.0440	-0.0440		
9/27/2001	23:05:30	457.7230	55.5600	8.3470		457.7230	0.0440	-0.0440		
9/27/2001	23:06:30	458.7230	55.5600	8.3450		458.7230	0.0420	-0.0420		
9/27/2001	23:07:30	459.7230	55.5500	8.3450		459.7230	0.0420	-0.0420		
9/27/2001	23:08:30	460.7230	55.5500	8.3450		460.7230	0.0420	-0.0420		
9/27/2001	23:09:30	461.7230	55.5600	8.3450		461.7230	0.0420	-0.0420		
9/27/2001	23:10:30	462.7230	55.5500	8.3450		462.7230	0.0420	-0.0420		

9/27/2001	23:11:30	463.7230	55.5600	8.3450		463.7230	0.0420	-0.0420		
9/27/2001	23:12:30	464.7230	55.5600	8.3450		464.7230	0.0420	-0.0420		
9/27/2001	23:13:30	465.7230	55.5500	8.3450		465.7230	0.0420	-0.0420		
9/27/2001	23:14:30	466.7230	55.5500	8.3420		466.7230	0.0390	-0.0390		
9/27/2001	23:15:30	467.7230	55.5500	8.3420		467.7230	0.0390	-0.0390		
9/27/2001	23:16:30	468.7230	55.5500	8.3420		468.7230	0.0390	-0.0390		
9/27/2001	23:17:30	469.7230	55.5500	8.3420		469.7230	0.0390	-0.0390		
9/27/2001	23:18:30	470.7230	55.5600	8.3420		470.7230	0.0390	-0.0390		
9/27/2001	23:19:30	471.7230	55.5600	8.3420		471.7230	0.0390	-0.0390		
9/27/2001	23:20:30	472.7230	55.5500	8.3420		472.7230	0.0390	-0.0390		
9/27/2001	23:21:30	473.7230	55.5500	8.3420		473.7230	0.0390	-0.0390		
9/27/2001	23:22:30	474.7230	55.5600	8.3400		474.7230	0.0370	-0.0370		
9/27/2001	23:23:30	475.7230	55.5500	8.3400		475.7230	0.0370	-0.0370		
9/27/2001	23:24:30	476.7230	55.5600	8.3400		476.7230	0.0370	-0.0370		
9/27/2001	23:25:30	477.7230	55.5500	8.3400		477.7230	0.0370	-0.0370		
9/27/2001	23:26:30	478.7230	55.5600	8.3400		478.7230	0.0370	-0.0370		
9/27/2001	23:27:30	479.7230	55.5600	8.3380		479.7230	0.0350	-0.0350		
9/27/2001	23:28:30	480.7230	55.5600	8.3380		480.7230	0.0350	-0.0350		
9/27/2001	23:29:30	481.7230	55.5500	8.3380		481.7230	0.0350	-0.0350		
9/27/2001	23:30:30	482.7230	55.5600	8.3380		482.7230	0.0350	-0.0350		
9/27/2001	23:31:30	483.7230	55.5600	8.3380		483.7230	0.0350	-0.0350		
9/27/2001	23:32:30	484.7230	55.5500	8.3360		484.7230	0.0330	-0.0330		
9/27/2001	23:33:30	485.7230	55.5600	8.3360		485.7230	0.0330	-0.0330		
9/27/2001	23:34:30	486.7230	55.5600	8.3360		486.7230	0.0330	-0.0330		
9/27/2001	23:35:30	487.7230	55.5500	8.3360		487.7230	0.0330	-0.0330		
9/27/2001	23:36:30	488.7230	55.5600	8.3360		488.7230	0.0330	-0.0330		
9/27/2001	23:37:30	489.7230	55.5500	8.3380		489.7230	0.0350	-0.0350		
9/27/2001	23:38:30	490.7230	55.5600	8.3360		490.7230	0.0330	-0.0330		
9/27/2001	23:39:30	491.7230	55.5500	8.3330		491.7230	0.0300	-0.0300		
9/27/2001	23:40:30	492.7230	55.5600	8.3360		492.7230	0.0330	-0.0330		
9/27/2001	23:41:30	493.7230	55.5500	8.3330		493.7230	0.0300	-0.0300		
9/27/2001	23:42:30	494.7230	55.5600	8.3360		494.7230	0.0330	-0.0330		
9/27/2001	23:43:30	495.7230	55.5500	8.3330		495.7230	0.0300	-0.0300		
9/27/2001	23:44:30	496.7230	55.5500	8.3330		496.7230	0.0300	-0.0300		
9/27/2001	23:45:30	497.7230	55.5500	8.3330		497.7230	0.0300	-0.0300		
9/27/2001	23:46:30	498.7230	55.5600	8.3360		498.7230	0.0330	-0.0330		
9/27/2001	23:47:30	499.7230	55.5600	8.3360		499.7230	0.0330	-0.0330		
9/27/2001	23:48:30	500.7230	55.5600	8.3360		500.7230	0.0330	-0.0330		
9/27/2001	23:49:30	501.7230	55.5500	8.3360		501.7230	0.0330	-0.0330		
9/27/2001	23:50:30	502.7230	55.5600	8.3360		502.7230	0.0330	-0.0330		
9/27/2001	23:51:30	503.7230	55.5500	8.3360		503.7230	0.0330	-0.0330		
9/27/2001	23:52:30	504.7230	55.5600	8.3360		504.7230	0.0330	-0.0330		
9/27/2001	23:53:30	505.7230	55.5500	8.3360		505.7230	0.0330	-0.0330		
9/27/2001	23:54:30	506.7230	55.5600	8.3360		506.7230	0.0330	-0.0330		
9/27/2001	23:55:30	507.7230	55.5500	8.3330		507.7230	0.0300	-0.0300		
9/27/2001	23:56:30	508.7230	55.5600	8.3360		508.7230	0.0330	-0.0330		
9/27/2001	23:57:30	509.7230	55.5600	8.3360		509.7230	0.0330	-0.0330		
9/27/2001	23:58:30	510.7230	55.5500	8.3330		510.7230	0.0300	-0.0300		
9/27/2001	23:59:30	511.7230	55.5600	8.3360		511.7230	0.0330	-0.0330		
9/28/2001	0:00:30	512.7230	55.5600	8.3360		512.7230	0.0330	-0.0330		
9/28/2001	0:01:30	513.7230	55.5600	8.3360		513.7230	0.0330	-0.0330		
9/28/2001	0:02:30	514.7230	55.5500	8.3330		514.7230	0.0300	-0.0300		
9/28/2001	0:03:30	515.7230	55.5600	8.3360		515.7230	0.0330	-0.0330		
9/28/2001	0:04:30	516.7230	55.5600	8.3360		516.7230	0.0330	-0.0330		
9/28/2001	0:05:30	517.7230	55.5600	8.3360		517.7230	0.0330	-0.0330		
9/28/2001	0:06:30	518.7230	55.5600	8.3330		518.7230	0.0300	-0.0300		
9/28/2001	0:07:30	519.7230	55.5600	8.3360		519.7230	0.0330	-0.0330		
9/28/2001	0:08:30	520.7230	55.5600	8.3360		520.7230	0.0330	-0.0330		
9/28/2001	0:09:30	521.7230	55.5500	8.3330		521.7230	0.0300	-0.0300		
9/28/2001	0:10:30	522.7230	55.5600	8.3330		522.7230	0.0300	-0.0300		
9/28/2001	0:11:30	523.7230	55.5600	8.3360		523.7230	0.0330	-0.0330		
9/28/2001	0:12:30	524.7230	55.5600	8.3360		524.7230	0.0330	-0.0330		
9/28/2001	0:13:30	525.7230	55.5600	8.3330		525.7230	0.0300	-0.0300		

9/28/2001	0:14:30	526.7230	55.5600	8.3360		526.7230	0.0330	-0.0330		
9/28/2001	0:15:30	527.7230	55.5600	8.3360		527.7230	0.0330	-0.0330		
9/28/2001	0:16:30	528.7230	55.5700	8.3360		528.7230	0.0330	-0.0330		
9/28/2001	0:17:30	529.7230	55.5600	8.3360		529.7230	0.0330	-0.0330		
9/28/2001	0:18:30	530.7230	55.5600	8.3330		530.7230	0.0300	-0.0300		
9/28/2001	0:19:30	531.7230	55.5600	8.3330		531.7230	0.0300	-0.0300		
9/28/2001	0:20:30	532.7230	55.5600	8.3310		532.7230	0.0280	-0.0280		
9/28/2001	0:21:30	533.7230	55.5600	8.3330		533.7230	0.0300	-0.0300		
9/28/2001	0:22:30	534.7230	55.5600	8.3310		534.7230	0.0280	-0.0280		
9/28/2001	0:23:30	535.7230	55.5500	8.3310		535.7230	0.0280	-0.0280		
9/28/2001	0:24:30	536.7230	55.5600	8.3310		536.7230	0.0280	-0.0280		
9/28/2001	0:25:30	537.7230	55.5500	8.3310		537.7230	0.0280	-0.0280		
9/28/2001	0:26:30	538.7230	55.5600	8.3310		538.7230	0.0280	-0.0280		
9/28/2001	0:27:30	539.7230	55.5600	8.3310		539.7230	0.0280	-0.0280		
9/28/2001	0:28:30	540.7230	55.5600	8.3310		540.7230	0.0280	-0.0280		
9/28/2001	0:29:30	541.7230	55.5500	8.3310		541.7230	0.0280	-0.0280		
9/28/2001	0:30:30	542.7230	55.5500	8.3290		542.7230	0.0260	-0.0260		
9/28/2001	0:31:30	543.7230	55.5500	8.3310		543.7230	0.0280	-0.0280		
9/28/2001	0:32:30	544.7230	55.5500	8.3290		544.7230	0.0260	-0.0260		
9/28/2001	0:33:30	545.7230	55.5600	8.3290		545.7230	0.0260	-0.0260		
9/28/2001	0:34:30	546.7230	55.5500	8.3290		546.7230	0.0260	-0.0260		
9/28/2001	0:35:30	547.7230	55.5600	8.3290		547.7230	0.0260	-0.0260		
9/28/2001	0:36:30	548.7230	55.5600	8.3260		548.7230	0.0230	-0.0230		
9/28/2001	0:37:30	549.7230	55.5600	8.3290		549.7230	0.0260	-0.0260		
9/28/2001	0:38:30	550.7230	55.5600	8.3290		550.7230	0.0260	-0.0260		
9/28/2001	0:39:30	551.7230	55.5600	8.3290		551.7230	0.0260	-0.0260		
9/28/2001	0:40:30	552.7230	55.5600	8.3290		552.7230	0.0260	-0.0260		
9/28/2001	0:41:30	553.7230	55.5600	8.3290		553.7230	0.0260	-0.0260		
9/28/2001	0:42:30	554.7230	55.5600	8.3260		554.7230	0.0230	-0.0230		
9/28/2001	0:43:30	555.7230	55.5600	8.3260		555.7230	0.0230	-0.0230		
9/28/2001	0:44:30	556.7230	55.5600	8.3290		556.7230	0.0260	-0.0260		
9/28/2001	0:45:30	557.7230	55.5600	8.3290		557.7230	0.0260	-0.0260		
9/28/2001	0:46:30	558.7230	55.5600	8.3260		558.7230	0.0230	-0.0230		
9/28/2001	0:47:30	559.7230	55.5600	8.3260		559.7230	0.0230	-0.0230		
9/28/2001	0:48:30	560.7230	55.5600	8.3290		560.7230	0.0260	-0.0260		
9/28/2001	0:49:30	561.7230	55.5600	8.3260		561.7230	0.0230	-0.0230		
9/28/2001	0:50:30	562.7230	55.5600	8.3290		562.7230	0.0260	-0.0260		
9/28/2001	0:51:30	563.7230	55.5600	8.3290		563.7230	0.0260	-0.0260		
9/28/2001	0:52:30	564.7230	55.5600	8.3290		564.7230	0.0260	-0.0260		
9/28/2001	0:53:30	565.7230	55.5600	8.3260		565.7230	0.0230	-0.0230		
9/28/2001	0:54:30	566.7230	55.5600	8.3260		566.7230	0.0230	-0.0230		
9/28/2001	0:55:30	567.7230	55.5600	8.3290		567.7230	0.0260	-0.0260		
9/28/2001	0:56:30	568.7230	55.5600	8.3290		568.7230	0.0260	-0.0260		
9/28/2001	0:57:30	569.7230	55.5600	8.3260		569.7230	0.0230	-0.0230		
9/28/2001	0:58:30	570.7230	55.5600	8.3290		570.7230	0.0260	-0.0260		
9/28/2001	0:59:30	571.7230	55.5500	8.3260		571.7230	0.0230	-0.0230		
9/28/2001	1:00:30	572.7230	55.5600	8.3290		572.7230	0.0260	-0.0260		
9/28/2001	1:01:30	573.7230	55.5600	8.3260		573.7230	0.0230	-0.0230		
9/28/2001	1:02:30	574.7230	55.5600	8.3260		574.7230	0.0230	-0.0230		
9/28/2001	1:03:30	575.7230	55.5600	8.3260		575.7230	0.0230	-0.0230		
9/28/2001	1:04:30	576.7230	55.5600	8.3260		576.7230	0.0230	-0.0230		
9/28/2001	1:05:30	577.7230	55.5600	8.3290		577.7230	0.0260	-0.0260		
9/28/2001	1:06:30	578.7230	55.5600	8.3260		578.7230	0.0230	-0.0230		
9/28/2001	1:07:30	579.7230	55.5700	8.3260		579.7230	0.0230	-0.0230		
9/28/2001	1:08:30	580.7230	55.5700	8.3260		580.7230	0.0230	-0.0230		
9/28/2001	1:09:30	581.7230	55.5600	8.3260		581.7230	0.0230	-0.0230		
9/28/2001	1:10:30	582.7230	55.5600	8.3260		582.7230	0.0230	-0.0230		
9/28/2001	1:11:30	583.7230	55.5600	8.3240		583.7230	0.0210	-0.0210		
9/28/2001	1:12:30	584.7230	55.5600	8.3260		584.7230	0.0230	-0.0230		
9/28/2001	1:13:30	585.7230	55.5500	8.3260		585.7230	0.0230	-0.0230		
9/28/2001	1:14:30	586.7230	55.5600	8.3260		586.7230	0.0230	-0.0230		
9/28/2001	1:15:30	587.7230	55.5600	8.3240		587.7230	0.0210	-0.0210		
9/28/2001	1:16:30	588.7230	55.5600	8.3260		588.7230	0.0230	-0.0230		

9/28/2001	1:17:30	589.7230	55.5600	8.3240		589.7230	0.0210	-0.0210	
9/28/2001	1:18:30	590.7230	55.5600	8.3220		590.7230	0.0190	-0.0190	
9/28/2001	1:19:30	591.7230	55.5600	8.3220		591.7230	0.0190	-0.0190	
9/28/2001	1:20:30	592.7230	55.5600	8.3260		592.7230	0.0230	-0.0230	
9/28/2001	1:21:30	593.7230	55.5600	8.3240		593.7230	0.0210	-0.0210	
9/28/2001	1:22:30	594.7230	55.5600	8.3240		594.7230	0.0210	-0.0210	
9/28/2001	1:23:30	595.7230	55.5600	8.3220		595.7230	0.0190	-0.0190	
9/28/2001	1:24:30	596.7230	55.5600	8.3240		596.7230	0.0210	-0.0210	
9/28/2001	1:25:30	597.7230	55.5600	8.3240		597.7230	0.0210	-0.0210	
9/28/2001	1:26:30	598.7230	55.5600	8.3240		598.7230	0.0210	-0.0210	
9/28/2001	1:27:30	599.7230	55.5600	8.3220		599.7230	0.0190	-0.0190	
9/28/2001	1:28:30	600.7230	55.5600	8.3240		600.7230	0.0210	-0.0210	
9/28/2001	1:29:30	601.7230	55.5600	8.3220		601.7230	0.0190	-0.0190	
9/28/2001	1:30:30	602.7230	55.5600	8.3240		602.7230	0.0210	-0.0210	
9/28/2001	1:31:30	603.7230	55.5600	8.3240		603.7230	0.0210	-0.0210	
9/28/2001	1:32:30	604.7230	55.5600	8.3240		604.7230	0.0210	-0.0210	
9/28/2001	1:33:30	605.7230	55.5600	8.3220		605.7230	0.0190	-0.0190	
9/28/2001	1:34:30	606.7230	55.5600	8.3220		606.7230	0.0190	-0.0190	
9/28/2001	1:35:30	607.7230	55.5600	8.3240		607.7230	0.0210	-0.0210	
9/28/2001	1:36:30	608.7230	55.5600	8.3240		608.7230	0.0210	-0.0210	
9/28/2001	1:37:30	609.7230	55.5600	8.3240		609.7230	0.0210	-0.0210	
9/28/2001	1:38:30	610.7230	55.5600	8.3240		610.7230	0.0210	-0.0210	
9/28/2001	1:39:30	611.7230	55.5600	8.3260		611.7230	0.0230	-0.0230	
9/28/2001	1:40:30	612.7230	55.5600	8.3260		612.7230	0.0230	-0.0230	
9/28/2001	1:41:30	613.7230	55.5600	8.3240		613.7230	0.0210	-0.0210	
9/28/2001	1:42:30	614.7230	55.5600	8.3260		614.7230	0.0230	-0.0230	
9/28/2001	1:43:30	615.7230	55.5600	8.3260		615.7230	0.0230	-0.0230	
9/28/2001	1:44:30	616.7230	55.5600	8.3260		616.7230	0.0230	-0.0230	
9/28/2001	1:45:30	617.7230	55.5600	8.3260		617.7230	0.0230	-0.0230	
9/28/2001	1:46:30	618.7230	55.5600	8.3260		618.7230	0.0230	-0.0230	
9/28/2001	1:47:30	619.7230	55.5600	8.3260		619.7230	0.0230	-0.0230	
9/28/2001	1:48:30	620.7230	55.5600	8.3290		620.7230	0.0260	-0.0260	
9/28/2001	1:49:30	621.7230	55.5600	8.3260		621.7230	0.0230	-0.0230	
9/28/2001	1:50:30	622.7230	55.5600	8.3260		622.7230	0.0230	-0.0230	
9/28/2001	1:51:30	623.7230	55.5600	8.3260		623.7230	0.0230	-0.0230	
9/28/2001	1:52:30	624.7230	55.5600	8.3260		624.7230	0.0230	-0.0230	
9/28/2001	1:53:30	625.7230	55.5600	8.3260		625.7230	0.0230	-0.0230	
9/28/2001	1:54:30	626.7230	55.5600	8.3260		626.7230	0.0230	-0.0230	
9/28/2001	1:55:30	627.7230	55.5600	8.3260		627.7230	0.0230	-0.0230	
9/28/2001	1:56:30	628.7230	55.5600	8.3290		628.7230	0.0260	-0.0260	
9/28/2001	1:57:30	629.7230	55.5600	8.3290		629.7230	0.0260	-0.0260	
9/28/2001	1:58:30	630.7230	55.5600	8.3260		630.7230	0.0230	-0.0230	
9/28/2001	1:59:30	631.7230	55.5600	8.3290		631.7230	0.0260	-0.0260	
9/28/2001	2:00:30	632.7230	55.5600	8.3260		632.7230	0.0230	-0.0230	
9/28/2001	2:01:30	633.7230	55.5600	8.3260		633.7230	0.0230	-0.0230	
9/28/2001	2:02:30	634.7230	55.5600	8.3290		634.7230	0.0260	-0.0260	
9/28/2001	2:03:30	635.7230	55.5500	8.3290		635.7230	0.0260	-0.0260	
9/28/2001	2:04:30	636.7230	55.5600	8.3260		636.7230	0.0230	-0.0230	
9/28/2001	2:05:30	637.7230	55.5600	8.3260		637.7230	0.0230	-0.0230	
9/28/2001	2:06:30	638.7230	55.5600	8.3260		638.7230	0.0230	-0.0230	
9/28/2001	2:07:30	639.7230	55.5600	8.3260		639.7230	0.0230	-0.0230	
9/28/2001	2:08:30	640.7230	55.5600	8.3260		640.7230	0.0230	-0.0230	
9/28/2001	2:09:30	641.7230	55.5600	8.3260		641.7230	0.0230	-0.0230	
9/28/2001	2:10:30	642.7230	55.5600	8.3260		642.7230	0.0230	-0.0230	
9/28/2001	2:11:30	643.7230	55.5600	8.3260		643.7230	0.0230	-0.0230	
9/28/2001	2:12:30	644.7230	55.5600	8.3260		644.7230	0.0230	-0.0230	
9/28/2001	2:13:30	645.7230	55.5600	8.3260		645.7230	0.0230	-0.0230	
9/28/2001	2:14:30	646.7230	55.5600	8.3260		646.7230	0.0230	-0.0230	
9/28/2001	2:15:30	647.7230	55.5600	8.3260		647.7230	0.0230	-0.0230	
9/28/2001	2:16:30	648.7230	55.5600	8.3260		648.7230	0.0230	-0.0230	
9/28/2001	2:17:30	649.7230	55.5600	8.3290		649.7230	0.0260	-0.0260	
9/28/2001	2:18:30	650.7230	55.5600	8.3260		650.7230	0.0230	-0.0230	
9/28/2001	2:19:30	651.7230	55.5600	8.3260		651.7230	0.0230	-0.0230	

9/28/2001	2:20:30	652.7230	55.5600	8.3240		652.7230	0.0210	-0.0210		
9/28/2001	2:21:30	653.7230	55.5600	8.3260		653.7230	0.0230	-0.0230		
9/28/2001	2:22:30	654.7230	55.5600	8.3260		654.7230	0.0230	-0.0230		
9/28/2001	2:23:30	655.7230	55.5600	8.3240		655.7230	0.0210	-0.0210		
9/28/2001	2:24:30	656.7230	55.5600	8.3240		656.7230	0.0210	-0.0210		
9/28/2001	2:25:30	657.7230	55.5600	8.3240		657.7230	0.0210	-0.0210		
9/28/2001	2:26:30	658.7230	55.5600	8.3240		658.7230	0.0210	-0.0210		
9/28/2001	2:27:30	659.7230	55.5600	8.3240		659.7230	0.0210	-0.0210		
9/28/2001	2:28:30	660.7230	55.5600	8.3240		660.7230	0.0210	-0.0210		
9/28/2001	2:29:30	661.7230	55.5500	8.3240		661.7230	0.0210	-0.0210		
9/28/2001	2:30:30	662.7230	55.5600	8.3240		662.7230	0.0210	-0.0210		
9/28/2001	2:31:30	663.7230	55.5600	8.3220		663.7230	0.0190	-0.0190		
9/28/2001	2:32:30	664.7230	55.5600	8.3220		664.7230	0.0190	-0.0190		
9/28/2001	2:33:30	665.7230	55.5600	8.3220		665.7230	0.0190	-0.0190		
9/28/2001	2:34:30	666.7230	55.5600	8.3220		666.7230	0.0190	-0.0190		
9/28/2001	2:35:30	667.7230	55.5600	8.3220		667.7230	0.0190	-0.0190		
9/28/2001	2:36:30	668.7230	55.5600	8.3220		668.7230	0.0190	-0.0190		
9/28/2001	2:37:30	669.7230	55.5600	8.3190		669.7230	0.0160	-0.0160		
9/28/2001	2:38:30	670.7230	55.5500	8.3190		670.7230	0.0160	-0.0160		
9/28/2001	2:39:30	671.7230	55.5700	8.3190		671.7230	0.0160	-0.0160		
9/28/2001	2:40:30	672.7230	55.5600	8.3190		672.7230	0.0160	-0.0160		
9/28/2001	2:41:30	673.7230	55.5600	8.3190		673.7230	0.0160	-0.0160		
9/28/2001	2:42:30	674.7230	55.5600	8.3190		674.7230	0.0160	-0.0160		
9/28/2001	2:43:30	675.7230	55.5600	8.3190		675.7230	0.0160	-0.0160		
9/28/2001	2:44:30	676.7230	55.5600	8.3170		676.7230	0.0140	-0.0140		
9/28/2001	2:45:30	677.7230	55.5600	8.3170		677.7230	0.0140	-0.0140		
9/28/2001	2:46:30	678.7230	55.5600	8.3170		678.7230	0.0140	-0.0140		
9/28/2001	2:47:30	679.7230	55.5600	8.3190		679.7230	0.0160	-0.0160		
9/28/2001	2:48:30	680.7230	55.5600	8.3170		680.7230	0.0140	-0.0140		
9/28/2001	2:49:30	681.7230	55.5600	8.3170		681.7230	0.0140	-0.0140		
9/28/2001	2:50:30	682.7230	55.5600	8.3170		682.7230	0.0140	-0.0140		
9/28/2001	2:51:30	683.7230	55.5600	8.3170		683.7230	0.0140	-0.0140		
9/28/2001	2:52:30	684.7230	55.5600	8.3150		684.7230	0.0120	-0.0120		
9/28/2001	2:53:30	685.7230	55.5600	8.3170		685.7230	0.0140	-0.0140		
9/28/2001	2:54:30	686.7230	55.5600	8.3170		686.7230	0.0140	-0.0140		
9/28/2001	2:55:30	687.7230	55.5600	8.3170		687.7230	0.0140	-0.0140		
9/28/2001	2:56:30	688.7230	55.5600	8.3170		688.7230	0.0140	-0.0140		
9/28/2001	2:57:30	689.7230	55.5600	8.3170		689.7230	0.0140	-0.0140		
9/28/2001	2:58:30	690.7230	55.5600	8.3150		690.7230	0.0120	-0.0120		
9/28/2001	2:59:30	691.7230	55.5600	8.3150		691.7230	0.0120	-0.0120		
9/28/2001	3:00:30	692.7230	55.5600	8.3170		692.7230	0.0140	-0.0140		
9/28/2001	3:01:30	693.7230	55.5600	8.3150		693.7230	0.0120	-0.0120		
9/28/2001	3:02:30	694.7230	55.5600	8.3150		694.7230	0.0120	-0.0120		
9/28/2001	3:03:30	695.7230	55.5600	8.3150		695.7230	0.0120	-0.0120		
9/28/2001	3:04:30	696.7230	55.5600	8.3170		696.7230	0.0140	-0.0140		
9/28/2001	3:05:30	697.7230	55.5600	8.3150		697.7230	0.0120	-0.0120		
9/28/2001	3:06:30	698.7230	55.5600	8.3170		698.7230	0.0140	-0.0140		
9/28/2001	3:07:30	699.7230	55.5600	8.3150		699.7230	0.0120	-0.0120		
9/28/2001	3:08:30	700.7230	55.5700	8.3150		700.7230	0.0120	-0.0120		
9/28/2001	3:09:30	701.7230	55.5600	8.3150		701.7230	0.0120	-0.0120		
9/28/2001	3:10:30	702.7230	55.5600	8.3150		702.7230	0.0120	-0.0120		
9/28/2001	3:11:30	703.7230	55.5600	8.3130		703.7230	0.0100	-0.0100		
9/28/2001	3:12:30	704.7230	55.5600	8.3130		704.7230	0.0100	-0.0100		
9/28/2001	3:13:30	705.7230	55.5600	8.3150		705.7230	0.0120	-0.0120		
9/28/2001	3:14:30	706.7230	55.5600	8.3150		706.7230	0.0120	-0.0120		
9/28/2001	3:15:30	707.7230	55.5600	8.3130		707.7230	0.0100	-0.0100		
9/28/2001	3:16:30	708.7230	55.5600	8.3130		708.7230	0.0100	-0.0100		
9/28/2001	3:17:30	709.7230	55.5700	8.3150		709.7230	0.0120	-0.0120		
9/28/2001	3:18:30	710.7230	55.5600	8.3130		710.7230	0.0100	-0.0100		
9/28/2001	3:19:30	711.7230	55.5600	8.3130		711.7230	0.0100	-0.0100		
9/28/2001	3:20:30	712.7230	55.5600	8.3130		712.7230	0.0100	-0.0100		
9/28/2001	3:21:30	713.7230	55.5600	8.3130		713.7230	0.0100	-0.0100		
9/28/2001	3:22:30	714.7230	55.5600	8.3130		714.7230	0.0100	-0.0100		

9/28/2001	3:23:30	715.7230	55.5600	8.3130		715.7230	0.0100	-0.0100		
9/28/2001	3:24:30	716.7230	55.5600	8.3130		716.7230	0.0100	-0.0100		
9/28/2001	3:25:30	717.7230	55.5600	8.3130		717.7230	0.0100	-0.0100		
9/28/2001	3:26:30	718.7230	55.5600	8.3100		718.7230	0.0070	-0.0070		
9/28/2001	3:27:30	719.7230	55.5600	8.3100		719.7230	0.0070	-0.0070		
9/28/2001	3:28:30	720.7230	55.5600	8.3100		720.7230	0.0070	-0.0070		
9/28/2001	3:29:30	721.7230	55.5600	8.3100		721.7230	0.0070	-0.0070		
9/28/2001	3:30:30	722.7230	55.5700	8.3080		722.7230	0.0050	-0.0050		
9/28/2001	3:31:30	723.7230	55.5600	8.3080		723.7230	0.0050	-0.0050		
9/28/2001	3:32:30	724.7230	55.5600	8.3080		724.7230	0.0050	-0.0050		
9/28/2001	3:33:30	725.7230	55.5600	8.3080		725.7230	0.0050	-0.0050		
9/28/2001	3:34:30	726.7230	55.5700	8.3080		726.7230	0.0050	-0.0050		
9/28/2001	3:35:30	727.7230	55.5700	8.3080		727.7230	0.0050	-0.0050		
9/28/2001	3:36:30	728.7230	55.5600	8.3080		728.7230	0.0050	-0.0050		
9/28/2001	3:37:30	729.7230	55.5600	8.3080		729.7230	0.0050	-0.0050		
9/28/2001	3:38:30	730.7230	55.5700	8.3100		730.7230	0.0070	-0.0070		
9/28/2001	3:39:30	731.7230	55.5700	8.3080		731.7230	0.0050	-0.0050		
9/28/2001	3:40:30	732.7230	55.5600	8.3080		732.7230	0.0050	-0.0050		
9/28/2001	3:41:30	733.7230	55.5600	8.3080		733.7230	0.0050	-0.0050		
9/28/2001	3:42:30	734.7230	55.5700	8.3080		734.7230	0.0050	-0.0050		
9/28/2001	3:43:30	735.7230	55.5600	8.3080		735.7230	0.0050	-0.0050		
9/28/2001	3:44:30	736.7230	55.5600	8.3100		736.7230	0.0070	-0.0070		
9/28/2001	3:45:30	737.7230	55.5700	8.3100		737.7230	0.0070	-0.0070		
9/28/2001	3:46:30	738.7230	55.5600	8.3100		738.7230	0.0070	-0.0070		
9/28/2001	3:47:30	739.7230	55.5700	8.3080		739.7230	0.0050	-0.0050		
9/28/2001	3:48:30	740.7230	55.5700	8.3100		740.7230	0.0070	-0.0070		
9/28/2001	3:49:30	741.7230	55.5600	8.3100		741.7230	0.0070	-0.0070		
9/28/2001	3:50:30	742.7230	55.5700	8.3100		742.7230	0.0070	-0.0070		
9/28/2001	3:51:30	743.7230	55.5700	8.3100		743.7230	0.0070	-0.0070		
9/28/2001	3:52:30	744.7230	55.5700	8.3100		744.7230	0.0070	-0.0070		
9/28/2001	3:53:30	745.7230	55.5700	8.3100		745.7230	0.0070	-0.0070		
9/28/2001	3:54:30	746.7230	55.5700	8.3100		746.7230	0.0070	-0.0070		
9/28/2001	3:55:30	747.7230	55.5600	8.3080		747.7230	0.0050	-0.0050		
9/28/2001	3:56:30	748.7230	55.5600	8.3080		748.7230	0.0050	-0.0050		
9/28/2001	3:57:30	749.7230	55.5600	8.3100		749.7230	0.0070	-0.0070		
9/28/2001	3:58:30	750.7230	55.5600	8.3100		750.7230	0.0070	-0.0070		
9/28/2001	3:59:30	751.7230	55.5700	8.3100		751.7230	0.0070	-0.0070		
9/28/2001	4:00:30	752.7230	55.5600	8.3100		752.7230	0.0070	-0.0070		
9/28/2001	4:01:30	753.7230	55.5600	8.3130		753.7230	0.0100	-0.0100		
9/28/2001	4:02:30	754.7230	55.5700	8.3100		754.7230	0.0070	-0.0070		
9/28/2001	4:03:30	755.7230	55.5600	8.3130		755.7230	0.0100	-0.0100		
9/28/2001	4:04:30	756.7230	55.5600	8.3130		756.7230	0.0100	-0.0100		
9/28/2001	4:05:30	757.7230	55.5700	8.3100		757.7230	0.0070	-0.0070		
9/28/2001	4:06:30	758.7230	55.5700	8.3100		758.7230	0.0070	-0.0070		
9/28/2001	4:07:30	759.7230	55.5700	8.3100		759.7230	0.0070	-0.0070		
9/28/2001	4:08:30	760.7230	55.5700	8.3100		760.7230	0.0070	-0.0070		
9/28/2001	4:09:30	761.7230	55.5600	8.3100		761.7230	0.0070	-0.0070		
9/28/2001	4:10:30	762.7230	55.5600	8.3100		762.7230	0.0070	-0.0070		
9/28/2001	4:11:30	763.7230	55.5600	8.3100		763.7230	0.0070	-0.0070		
9/28/2001	4:12:30	764.7230	55.5600	8.3100		764.7230	0.0070	-0.0070		
9/28/2001	4:13:30	765.7230	55.5600	8.3100		765.7230	0.0070	-0.0070		
9/28/2001	4:14:30	766.7230	55.5600	8.3100		766.7230	0.0070	-0.0070		
9/28/2001	4:15:30	767.7230	55.5600	8.3100		767.7230	0.0070	-0.0070		
9/28/2001	4:16:30	768.7230	55.5600	8.3100		768.7230	0.0070	-0.0070		
9/28/2001	4:17:30	769.7230	55.5600	8.3100		769.7230	0.0070	-0.0070		
9/28/2001	4:18:30	770.7230	55.5700	8.3100		770.7230	0.0070	-0.0070		
9/28/2001	4:19:30	771.7230	55.5600	8.3100		771.7230	0.0070	-0.0070		
9/28/2001	4:20:30	772.7230	55.5700	8.3100		772.7230	0.0070	-0.0070		
9/28/2001	4:21:30	773.7230	55.5700	8.3100		773.7230	0.0070	-0.0070		
9/28/2001	4:22:30	774.7230	55.5600	8.3100		774.7230	0.0070	-0.0070		
9/28/2001	4:23:30	775.7230	55.5600	8.3100		775.7230	0.0070	-0.0070		
9/28/2001	4:24:30	776.7230	55.5700	8.3130		776.7230	0.0100	-0.0100		
9/28/2001	4:25:30	777.7230	55.5600	8.3130		777.7230	0.0100	-0.0100		

9/28/2001	4:26:30	778.7230	55.5600	8.3100		778.7230	0.0070	-0.0070		
9/28/2001	4:27:30	779.7230	55.5600	8.3100		779.7230	0.0070	-0.0070		
9/28/2001	4:28:30	780.7230	55.5600	8.3130		780.7230	0.0100	-0.0100		
9/28/2001	4:29:30	781.7230	55.5700	8.3100		781.7230	0.0070	-0.0070		
9/28/2001	4:30:30	782.7230	55.5600	8.3100		782.7230	0.0070	-0.0070		
9/28/2001	4:31:30	783.7230	55.5700	8.3100		783.7230	0.0070	-0.0070		
9/28/2001	4:32:30	784.7230	55.5600	8.3100		784.7230	0.0070	-0.0070		
9/28/2001	4:33:30	785.7230	55.5600	8.3100		785.7230	0.0070	-0.0070		
9/28/2001	4:34:30	786.7230	55.5700	8.3100		786.7230	0.0070	-0.0070		
9/28/2001	4:35:30	787.7230	55.5600	8.3100		787.7230	0.0070	-0.0070		
9/28/2001	4:36:30	788.7230	55.5600	8.3100		788.7230	0.0070	-0.0070		
9/28/2001	4:37:30	789.7230	55.5600	8.3100		789.7230	0.0070	-0.0070		
9/28/2001	4:38:30	790.7230	55.5600	8.3130		790.7230	0.0100	-0.0100		
9/28/2001	4:39:30	791.7230	55.5600	8.3130		791.7230	0.0100	-0.0100		
9/28/2001	4:40:30	792.7230	55.5600	8.3130		792.7230	0.0100	-0.0100		
9/28/2001	4:41:30	793.7230	55.5600	8.3100		793.7230	0.0070	-0.0070		
9/28/2001	4:42:30	794.7230	55.5600	8.3130		794.7230	0.0100	-0.0100		
9/28/2001	4:43:30	795.7230	55.5600	8.3130		795.7230	0.0100	-0.0100		
9/28/2001	4:44:30	796.7230	55.5600	8.3130		796.7230	0.0100	-0.0100		
9/28/2001	4:45:30	797.7230	55.5700	8.3130		797.7230	0.0100	-0.0100		
9/28/2001	4:46:30	798.7230	55.5600	8.3100		798.7230	0.0070	-0.0070		
9/28/2001	4:47:30	799.7230	55.5600	8.3100		799.7230	0.0070	-0.0070		
9/28/2001	4:48:30	800.7230	55.5600	8.3100		800.7230	0.0070	-0.0070		
9/28/2001	4:49:30	801.7230	55.5600	8.3100		801.7230	0.0070	-0.0070		
9/28/2001	4:50:30	802.7230	55.5600	8.3100		802.7230	0.0070	-0.0070		
9/28/2001	4:51:30	803.7230	55.5700	8.3080		803.7230	0.0050	-0.0050		
9/28/2001	4:52:30	804.7230	55.5700	8.3100		804.7230	0.0070	-0.0070		
9/28/2001	4:53:30	805.7230	55.5600	8.3100		805.7230	0.0070	-0.0070		
9/28/2001	4:54:30	806.7230	55.5600	8.3100		806.7230	0.0070	-0.0070		
9/28/2001	4:55:30	807.7230	55.5700	8.3130		807.7230	0.0100	-0.0100		
9/28/2001	4:56:30	808.7230	55.5600	8.3100		808.7230	0.0070	-0.0070		
9/28/2001	4:57:30	809.7230	55.5600	8.3130		809.7230	0.0100	-0.0100		
9/28/2001	4:58:30	810.7230	55.5600	8.3100		810.7230	0.0070	-0.0070		
9/28/2001	4:59:30	811.7230	55.5600	8.3100		811.7230	0.0070	-0.0070		
9/28/2001	5:00:30	812.7230	55.5600	8.3100		812.7230	0.0070	-0.0070		
9/28/2001	5:01:30	813.7230	55.5600	8.3100		813.7230	0.0070	-0.0070		
9/28/2001	5:02:30	814.7230	55.5700	8.3100		814.7230	0.0070	-0.0070		
9/28/2001	5:03:30	815.7230	55.5600	8.3100		815.7230	0.0070	-0.0070		
9/28/2001	5:04:30	816.7230	55.5600	8.3100		816.7230	0.0070	-0.0070		
9/28/2001	5:05:30	817.7230	55.5600	8.3100		817.7230	0.0070	-0.0070		
9/28/2001	5:06:30	818.7230	55.5700	8.3100		818.7230	0.0070	-0.0070		
9/28/2001	5:07:30	819.7230	55.5600	8.3100		819.7230	0.0070	-0.0070		
9/28/2001	5:08:30	820.7230	55.5600	8.3100		820.7230	0.0070	-0.0070		
9/28/2001	5:09:30	821.7230	55.5600	8.3080		821.7230	0.0050	-0.0050		
9/28/2001	5:10:30	822.7230	55.5700	8.3100		822.7230	0.0070	-0.0070		
9/28/2001	5:11:30	823.7230	55.5700	8.3100		823.7230	0.0070	-0.0070		
9/28/2001	5:12:30	824.7230	55.5600	8.3100		824.7230	0.0070	-0.0070		
9/28/2001	5:13:30	825.7230	55.5700	8.3100		825.7230	0.0070	-0.0070		
9/28/2001	5:14:30	826.7230	55.5600	8.3080		826.7230	0.0050	-0.0050		
9/28/2001	5:15:30	827.7230	55.5700	8.3100		827.7230	0.0070	-0.0070		
9/28/2001	5:16:30	828.7230	55.5700	8.3100		828.7230	0.0070	-0.0070		
9/28/2001	5:17:30	829.7230	55.5600	8.3100		829.7230	0.0070	-0.0070		
9/28/2001	5:18:30	830.7230	55.5600	8.3100		830.7230	0.0070	-0.0070		
9/28/2001	5:19:30	831.7230	55.5700	8.3100		831.7230	0.0070	-0.0070		
9/28/2001	5:20:30	832.7230	55.5600	8.3100		832.7230	0.0070	-0.0070		
9/28/2001	5:21:30	833.7230	55.5600	8.3100		833.7230	0.0070	-0.0070		
9/28/2001	5:22:30	834.7230	55.5600	8.3100		834.7230	0.0070	-0.0070		
9/28/2001	5:23:30	835.7230	55.5700	8.3100		835.7230	0.0070	-0.0070		
9/28/2001	5:24:30	836.7230	55.5600	8.3100		836.7230	0.0070	-0.0070		
9/28/2001	5:25:30	837.7230	55.5600	8.3130		837.7230	0.0100	-0.0100		
9/28/2001	5:26:30	838.7230	55.5600	8.3100		838.7230	0.0070	-0.0070		
9/28/2001	5:27:30	839.7230	55.5700	8.3130		839.7230	0.0100	-0.0100		
9/28/2001	5:28:30	840.7230	55.5600	8.3100		840.7230	0.0070	-0.0070		

9/28/2001	5:29:30	841.7230	55.5700	8.3100		841.7230	0.0070	-0.0070		
9/28/2001	5:30:30	842.7230	55.5600	8.3100		842.7230	0.0070	-0.0070		
9/28/2001	5:31:30	843.7230	55.5600	8.3100		843.7230	0.0070	-0.0070		
9/28/2001	5:32:30	844.7230	55.5600	8.3100		844.7230	0.0070	-0.0070		
9/28/2001	5:33:30	845.7230	55.5700	8.3100		845.7230	0.0070	-0.0070		
9/28/2001	5:34:30	846.7230	55.5600	8.3080		846.7230	0.0050	-0.0050		
9/28/2001	5:35:30	847.7230	55.5700	8.3080		847.7230	0.0050	-0.0050		
9/28/2001	5:36:30	848.7230	55.5600	8.3080		848.7230	0.0050	-0.0050		
9/28/2001	5:37:30	849.7230	55.5600	8.3060		849.7230	0.0030	-0.0030		
9/28/2001	5:38:30	850.7230	55.5700	8.3080		850.7230	0.0050	-0.0050		
9/28/2001	5:39:30	851.7230	55.5600	8.3080		851.7230	0.0050	-0.0050		
9/28/2001	5:40:30	852.7230	55.5700	8.3080		852.7230	0.0050	-0.0050		
9/28/2001	5:41:30	853.7230	55.5700	8.3080		853.7230	0.0050	-0.0050		
9/28/2001	5:42:30	854.7230	55.5700	8.3080		854.7230	0.0050	-0.0050		
9/28/2001	5:43:30	855.7230	55.5600	8.3080		855.7230	0.0050	-0.0050		
9/28/2001	5:44:30	856.7230	55.5600	8.3080		856.7230	0.0050	-0.0050		
9/28/2001	5:45:30	857.7230	55.5700	8.3080		857.7230	0.0050	-0.0050		
9/28/2001	5:46:30	858.7230	55.5700	8.3080		858.7230	0.0050	-0.0050		
9/28/2001	5:47:30	859.7230	55.5700	8.3060		859.7230	0.0030	-0.0030		
9/28/2001	5:48:30	860.7230	55.5600	8.3080		860.7230	0.0050	-0.0050		
9/28/2001	5:49:30	861.7230	55.5600	8.3100		861.7230	0.0070	-0.0070		
9/28/2001	5:50:30	862.7230	55.5700	8.3080		862.7230	0.0050	-0.0050		
9/28/2001	5:51:30	863.7230	55.5700	8.3080		863.7230	0.0050	-0.0050		
9/28/2001	5:52:30	864.7230	55.5600	8.3080		864.7230	0.0050	-0.0050		
9/28/2001	5:53:30	865.7230	55.5600	8.3060		865.7230	0.0030	-0.0030		
9/28/2001	5:54:30	866.7230	55.5700	8.3060		866.7230	0.0030	-0.0030		
9/28/2001	5:55:30	867.7230	55.5600	8.3080		867.7230	0.0050	-0.0050		
9/28/2001	5:56:30	868.7230	55.5600	8.3080		868.7230	0.0050	-0.0050		
9/28/2001	5:57:30	869.7230	55.5700	8.3060		869.7230	0.0030	-0.0030		
9/28/2001	5:58:30	870.7230	55.5700	8.3060		870.7230	0.0030	-0.0030		
9/28/2001	5:59:30	871.7230	55.5600	8.3060		871.7230	0.0030	-0.0030		
9/28/2001	6:00:30	872.7230	55.5700	8.3080		872.7230	0.0050	-0.0050		
9/28/2001	6:01:30	873.7230	55.5700	8.3060		873.7230	0.0030	-0.0030		
9/28/2001	6:02:30	874.7230	55.5700	8.3060		874.7230	0.0030	-0.0030		
9/28/2001	6:03:30	875.7230	55.5600	8.3030		875.7230	0.0000	0.0000		
9/28/2001	6:04:30	876.7230	55.5600	8.3030		876.7230	0.0000	0.0000		
9/28/2001	6:05:30	877.7230	55.5700	8.3030		877.7230	0.0000	0.0000		
9/28/2001	6:06:30	878.7230	55.5600	8.3030		878.7230	0.0000	0.0000		
9/28/2001	6:07:30	879.7230	55.5600	8.3030		879.7230	0.0000	0.0000		
9/28/2001	6:08:30	880.7230	55.5600	8.3030		880.7230	0.0000	0.0000		
9/28/2001	6:09:30	881.7230	55.5600	8.3030		881.7230	0.0000	0.0000		
9/28/2001	6:10:30	882.7230	55.5700	8.3030		882.7230	0.0000	0.0000		
9/28/2001	6:11:30	883.7230	55.5600	8.3030		883.7230	0.0000	0.0000		
9/28/2001	6:12:30	884.7230	55.5600	8.3030		884.7230	0.0000	0.0000		
9/28/2001	6:13:30	885.7230	55.5700	8.3030		885.7230	0.0000	0.0000		
9/28/2001	6:14:30	886.7230	55.5600	8.3030		886.7230	0.0000	0.0000		
9/28/2001	6:15:30	887.7230	55.5700	8.3030		887.7230	0.0000	0.0000		
9/28/2001	6:16:30	888.7230	55.5600	8.3030		888.7230	0.0000	0.0000		
9/28/2001	6:17:30	889.7230	55.5700	8.3060		889.7230	0.0030	-0.0030		
9/28/2001	6:18:30	890.7230	55.5600	8.3060		890.7230	0.0030	-0.0030		
9/28/2001	6:19:30	891.7230	55.5600	8.3080		891.7230	0.0050	-0.0050		
9/28/2001	6:20:30	892.7230	55.5700	8.3060		892.7230	0.0030	-0.0030		
9/28/2001	6:21:30	893.7230	55.5600	8.3060		893.7230	0.0030	-0.0030		
9/28/2001	6:22:30	894.7230	55.5700	8.3060		894.7230	0.0030	-0.0030		
9/28/2001	6:23:30	895.7230	55.5700	8.3060		895.7230	0.0030	-0.0030		
9/28/2001	6:24:30	896.7230	55.5700	8.3060		896.7230	0.0030	-0.0030		
9/28/2001	6:25:30	897.7230	55.5700	8.3060		897.7230	0.0030	-0.0030		
9/28/2001	6:26:30	898.7230	55.5600	8.3080		898.7230	0.0050	-0.0050		
9/28/2001	6:27:30	899.7230	55.5600	8.3060		899.7230	0.0030	-0.0030		
9/28/2001	6:28:30	900.7230	55.5700	8.3080		900.7230	0.0050	-0.0050		
9/28/2001	6:29:30	901.7230	55.5600	8.3060		901.7230	0.0030	-0.0030		
9/28/2001	6:30:30	902.7230	55.5600	8.3060		902.7230	0.0030	-0.0030		
9/28/2001	6:31:30	903.7230	55.5700	8.3080		903.7230	0.0050	-0.0050		

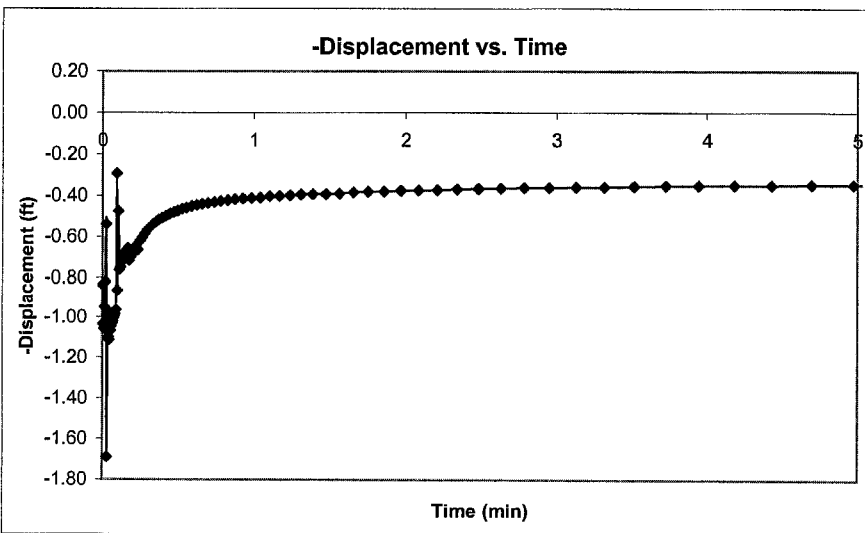
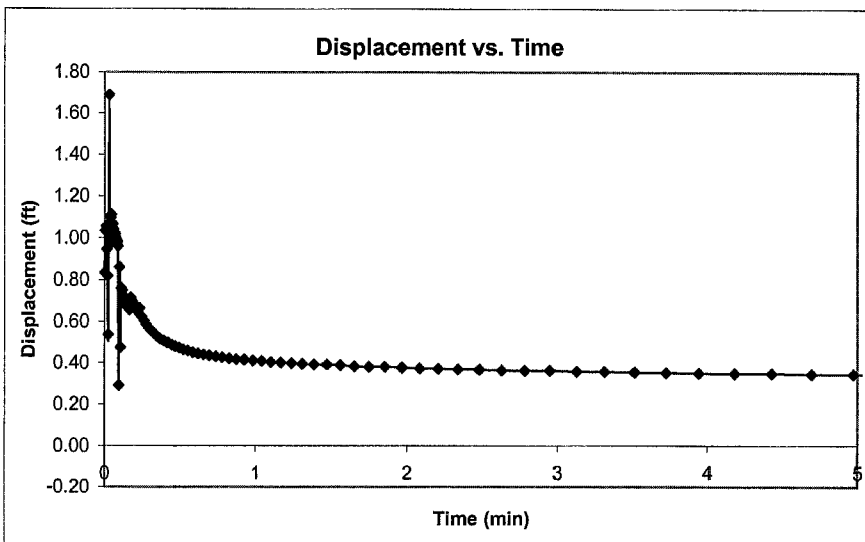
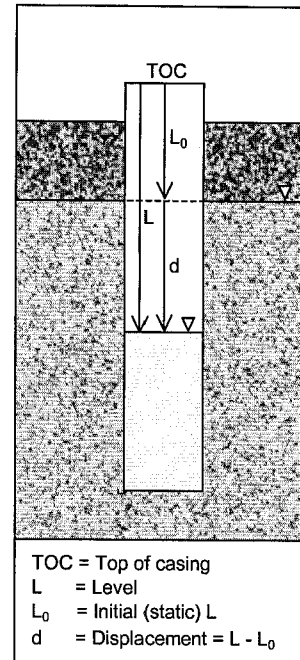
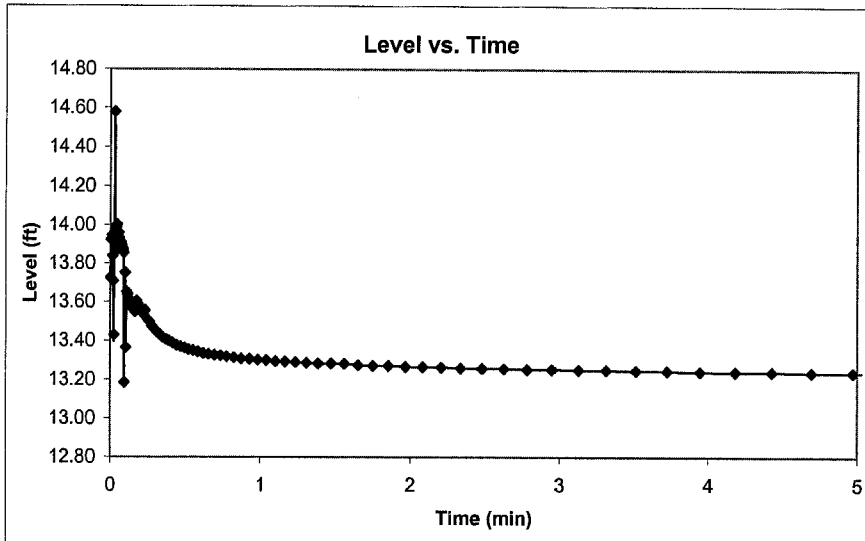
9/28/2001	6:32:30	904.7230	55.5700	8.3060		904.7230	0.0030	-0.0030		
9/28/2001	6:33:30	905.7230	55.5700	8.3060		905.7230	0.0030	-0.0030		
9/28/2001	6:34:30	906.7230	55.5700	8.3060		906.7230	0.0030	-0.0030		
9/28/2001	6:35:30	907.7230	55.5700	8.3080		907.7230	0.0050	-0.0050		
9/28/2001	6:36:30	908.7230	55.5600	8.3060		908.7230	0.0030	-0.0030		
9/28/2001	6:37:30	909.7230	55.5700	8.3060		909.7230	0.0030	-0.0030		
9/28/2001	6:38:30	910.7230	55.5700	8.3080		910.7230	0.0050	-0.0050		
9/28/2001	6:39:30	911.7230	55.5700	8.3030		911.7230	0.0000	0.0000		
9/28/2001	6:40:30	912.7230	55.5700	8.3030		912.7230	0.0000	0.0000		
9/28/2001	6:41:30	913.7230	55.5600	8.3030		913.7230	0.0000	0.0000		
9/28/2001	6:42:30	914.7230	55.5600	8.3030		914.7230	0.0000	0.0000		
9/28/2001	6:43:30	915.7230	55.5600	8.3030		915.7230	0.0000	0.0000		
9/28/2001	6:44:30	916.7230	55.5700	8.3030		916.7230	0.0000	0.0000		
9/28/2001	6:45:30	917.7230	55.5600	8.3060		917.7230	0.0030	-0.0030		
9/28/2001	6:46:30	918.7230	55.5700	8.3060		918.7230	0.0030	-0.0030		
9/28/2001	6:47:30	919.7230	55.5600	8.3030		919.7230	0.0000	0.0000		
9/28/2001	6:48:30	920.7230	55.5700	8.3060		920.7230	0.0030	-0.0030		
9/28/2001	6:49:30	921.7230	55.5700	8.3030		921.7230	0.0000	0.0000		
9/28/2001	6:50:30	922.7230	55.5600	8.3030		922.7230	0.0000	0.0000		
9/28/2001	6:51:30	923.7230	55.5700	8.3030		923.7230	0.0000	0.0000		
9/28/2001	6:52:30	924.7230	55.5700	8.3030		924.7230	0.0000	0.0000		
9/28/2001	6:53:30	925.7230	55.5700	8.3030		925.7230	0.0000	0.0000		
9/28/2001	6:54:30	926.7230	55.5700	8.3030		926.7230	0.0000	0.0000		
9/28/2001	6:55:30	927.7230	55.5700	8.3030		927.7230	0.0000	0.0000		
9/28/2001	6:56:30	928.7230	55.5600	8.3030		928.7230	0.0000	0.0000		
9/28/2001	6:57:30	929.7230	55.5600	8.3030		929.7230	0.0000	0.0000		
9/28/2001	6:58:30	930.7230	55.5700	8.3030		930.7230	0.0000	0.0000		
9/28/2001	6:59:30	931.7230	55.5700	8.3030		931.7230	0.0000	0.0000		
9/28/2001	7:00:30	932.7230	55.5600	8.3030		932.7230	0.0000	0.0000		
9/28/2001	7:01:30	933.7230	55.5700	8.3030		933.7230	0.0000	0.0000		
9/28/2001	7:02:30	934.7230	55.5700	8.3030		934.7230	0.0000	0.0000		
9/28/2001	7:03:30	935.7230	55.5700	8.3030		935.7230	0.0000	0.0000		
9/28/2001	7:04:30	936.7230	55.5700	8.3010		936.7230	-0.0020	0.0020		
9/28/2001	7:05:30	937.7230	55.5700	8.3010		937.7230	-0.0020	0.0020		
9/28/2001	7:06:30	938.7230	55.5700	8.3010		938.7230	-0.0020	0.0020		
9/28/2001	7:07:30	939.7230	55.5700	8.2990		939.7230	-0.0040	0.0040		
9/28/2001	7:08:30	940.7230	55.5600	8.2990		940.7230	-0.0040	0.0040		
9/28/2001	7:09:30	941.7230	55.5700	8.2990		941.7230	-0.0040	0.0040		
9/28/2001	7:10:30	942.7230	55.5700	8.3010		942.7230	-0.0020	0.0020		
9/28/2001	7:11:30	943.7230	55.5600	8.3010		943.7230	-0.0020	0.0020		
9/28/2001	7:12:30	944.7230	55.5600	8.2990		944.7230	-0.0040	0.0040		
9/28/2001	7:13:30	945.7230	55.5700	8.2990		945.7230	-0.0040	0.0040		
9/28/2001	7:14:30	946.7230	55.5700	8.2990		946.7230	-0.0040	0.0040		
9/28/2001	7:15:30	947.7230	55.5700	8.2990		947.7230	-0.0040	0.0040		
9/28/2001	7:16:30	948.7230	55.5600	8.2990		948.7230	-0.0040	0.0040		
9/28/2001	7:17:30	949.7230	55.5700	8.3010		949.7230	-0.0020	0.0020		
9/28/2001	7:18:30	950.7230	55.5700	8.2990		950.7230	-0.0040	0.0040		
9/28/2001	7:19:30	951.7230	55.5700	8.2990		951.7230	-0.0040	0.0040		
9/28/2001	7:20:30	952.7230	55.5700	8.2990		952.7230	-0.0040	0.0040		
9/28/2001	7:21:30	953.7230	55.5700	8.2990		953.7230	-0.0040	0.0040		
9/28/2001	7:22:30	954.7230	55.5700	8.2960		954.7230	-0.0070	0.0070		
9/28/2001	7:23:30	955.7230	55.5700	8.2990		955.7230	-0.0040	0.0040		
9/28/2001	7:24:30	956.7230	55.5600	8.2990		956.7230	-0.0040	0.0040		
9/28/2001	7:25:30	957.7230	55.5600	8.2960		957.7230	-0.0070	0.0070		
9/28/2001	7:26:30	958.7230	55.5700	8.2960		958.7230	-0.0070	0.0070		
9/28/2001	7:27:30	959.7230	55.5700	8.2960		959.7230	-0.0070	0.0070		
9/28/2001	7:28:30	960.7230	55.5700	8.2960		960.7230	-0.0070	0.0070		
9/28/2001	7:29:30	961.7230	55.5700	8.2960		961.7230	-0.0070	0.0070		
9/28/2001	7:30:30	962.7230	55.5700	8.2960		962.7230	-0.0070	0.0070		
9/28/2001	7:31:30	963.7230	55.5700	8.2960		963.7230	-0.0070	0.0070		
9/28/2001	7:32:30	964.7230	55.5700	8.2960		964.7230	-0.0070	0.0070		
9/28/2001	7:33:30	965.7230	55.5700	8.2960		965.7230	-0.0070	0.0070		
9/28/2001	7:34:30	966.7230	55.5700	8.2960		966.7230	-0.0070	0.0070		

9/28/2001	7:35:30	967.7230	55.5700	8.2990		967.7230	-0.0040	0.0040		
9/28/2001	7:36:30	968.7230	55.5700	8.2990		968.7230	-0.0040	0.0040		
9/28/2001	7:37:30	969.7230	55.5700	8.2990		969.7230	-0.0040	0.0040		
9/28/2001	7:38:30	970.7230	55.5600	8.2960		970.7230	-0.0070	0.0070		
9/28/2001	7:39:30	971.7230	55.5600	8.2960		971.7230	-0.0070	0.0070		
9/28/2001	7:40:30	972.7230	55.5700	8.2960		972.7230	-0.0070	0.0070		
9/28/2001	7:41:30	973.7230	55.5700	8.2960		973.7230	-0.0070	0.0070		
9/28/2001	7:42:30	974.7230	55.5700	8.2960		974.7230	-0.0070	0.0070		
9/28/2001	7:43:30	975.7230	55.5700	8.2940		975.7230	-0.0090	0.0090		
9/28/2001	7:44:30	976.7230	55.5700	8.2940		976.7230	-0.0090	0.0090		
9/28/2001	7:45:30	977.7230	55.5700	8.2940		977.7230	-0.0090	0.0090		
9/28/2001	7:46:30	978.7230	55.5600	8.2940		978.7230	-0.0090	0.0090		
9/28/2001	7:47:30	979.7230	55.5700	8.2940		979.7230	-0.0090	0.0090		
9/28/2001	7:48:30	980.7230	55.5700	8.2940		980.7230	-0.0090	0.0090		
9/28/2001	7:49:30	981.7230	55.5700	8.2940		981.7230	-0.0090	0.0090		
9/28/2001	7:50:30	982.7230	55.5700	8.2940		982.7230	-0.0090	0.0090		
9/28/2001	7:51:30	983.7230	55.5700	8.2940		983.7230	-0.0090	0.0090		
9/28/2001	7:52:30	984.7230	55.5700	8.2940		984.7230	-0.0090	0.0090		
9/28/2001	7:53:30	985.7230	55.5700	8.2940		985.7230	-0.0090	0.0090		
9/28/2001	7:54:30	986.7230	55.5700	8.2940		986.7230	-0.0090	0.0090		
9/28/2001	7:55:30	987.7230	55.5700	8.2940		987.7230	-0.0090	0.0090		
9/28/2001	7:56:30	988.7230	55.5600	8.2940		988.7230	-0.0090	0.0090		
9/28/2001	7:57:30	989.7230	55.5700	8.2940		989.7230	-0.0090	0.0090		
9/28/2001	7:58:30	990.7230	55.5700	8.2940		990.7230	-0.0090	0.0090		
9/28/2001	7:59:30	991.7230	55.5700	8.2940		991.7230	-0.0090	0.0090		
9/28/2001	8:00:30	992.7230	55.5700	8.2940		992.7230	-0.0090	0.0090		
9/28/2001	8:01:30	993.7230	55.5700	8.2940		993.7230	-0.0090	0.0090		
9/28/2001	8:02:30	994.7230	55.5700	8.2940		994.7230	-0.0090	0.0090		
9/28/2001	8:03:30	995.7230	55.5700	8.2940		995.7230	-0.0090	0.0090		
9/28/2001	8:04:30	996.7230	55.5700	8.2940		996.7230	-0.0090	0.0090		
9/28/2001	8:05:30	997.7230	55.5700	8.2940		997.7230	-0.0090	0.0090		
9/28/2001	8:06:30	998.7230	55.5700	8.2940		998.7230	-0.0090	0.0090		
9/28/2001	8:07:30	999.7230	55.5700	8.2940		999.7230	-0.0090	0.0090		
9/28/2001	8:08:30	1000.7230	55.5700	8.2940		1000.7230	-0.0090	0.0090		
9/28/2001	8:09:30	1001.7230	55.5700	8.2940		1001.7230	-0.0090	0.0090		
9/28/2001	8:10:30	1002.7230	55.5700	8.2940		1002.7230	-0.0090	0.0090		
9/28/2001	8:11:30	1003.7230	55.5700	8.2940		1003.7230	-0.0090	0.0090		
9/28/2001	8:12:30	1004.7230	55.5700	8.2920		1004.7230	-0.0110	0.0110		
9/28/2001	8:13:30	1005.7230	55.5700	8.2920		1005.7230	-0.0110	0.0110		
9/28/2001	8:14:30	1006.7230	55.5700	8.2940		1006.7230	-0.0090	0.0090		
9/28/2001	8:15:30	1007.7230	55.5700	8.2940		1007.7230	-0.0090	0.0090		
9/28/2001	8:16:30	1008.7230	55.5700	8.2940		1008.7230	-0.0090	0.0090		
9/28/2001	8:17:30	1009.7230	55.5700	8.2920		1009.7230	-0.0110	0.0110		
9/28/2001	8:18:30	1010.7230	55.5700	8.2940		1010.7230	-0.0090	0.0090		
9/28/2001	8:19:30	1011.7230	55.5700	8.2940		1011.7230	-0.0090	0.0090		
9/28/2001	8:20:30	1012.7230	55.5700	8.2940		1012.7230	-0.0090	0.0090		
9/28/2001	8:21:30	1013.7230	55.5700	8.2940		1013.7230	-0.0090	0.0090		
9/28/2001	8:22:30	1014.7230	55.5700	8.2940		1014.7230	-0.0090	0.0090		
9/28/2001	8:23:30	1015.7230	55.5700	8.2940		1015.7230	-0.0090	0.0090		
9/28/2001	8:24:30	1016.7230	55.5700	8.2940		1016.7230	-0.0090	0.0090		
9/28/2001	8:25:30	1017.7230	55.5700	8.2940		1017.7230	-0.0090	0.0090		
9/28/2001	8:26:30	1018.7230	55.5700	8.2920		1018.7230	-0.0110	0.0110		
9/28/2001	8:27:30	1019.7230	55.5700	8.2940		1019.7230	-0.0090	0.0090		
9/28/2001	8:28:30	1020.7230	55.5700	8.2920		1020.7230	-0.0110	0.0110		
9/28/2001	8:29:30	1021.7230	55.5700	8.2920		1021.7230	-0.0110	0.0110		
9/28/2001	8:30:30	1022.7230	55.5700	8.2920		1022.7230	-0.0110	0.0110		
9/28/2001	8:31:30	1023.7230	55.5700	8.2920		1023.7230	-0.0110	0.0110		
9/28/2001	8:32:30	1024.7230	55.5700	8.2920		1024.7230	-0.0110	0.0110		
9/28/2001	8:33:30	1025.7230	55.5700	8.2890		1025.7230	-0.0140	0.0140		
9/28/2001	8:34:30	1026.7230	55.5700	8.2920		1026.7230	-0.0110	0.0110		
9/28/2001	8:35:30	1027.7230	55.5700	8.2890		1027.7230	-0.0140	0.0140		
9/28/2001	8:36:30	1028.7230	55.5700	8.2890		1028.7230	-0.0140	0.0140		
9/28/2001	8:37:30	1029.7230	55.5700	8.2890		1029.7230	-0.0140	0.0140		

9/28/2001	8:38:30	1030.7230	55.5700	8.2890		1030.7230	-0.0140	0.0140		
9/28/2001	8:39:30	1031.7230	55.5700	8.2890		1031.7230	-0.0140	0.0140		
9/28/2001	8:40:30	1032.7230	55.5700	8.2890		1032.7230	-0.0140	0.0140		
9/28/2001	8:41:30	1033.7230	55.5700	8.2890		1033.7230	-0.0140	0.0140		
9/28/2001	8:42:30	1034.7230	55.5700	8.2890		1034.7230	-0.0140	0.0140		
9/28/2001	8:43:30	1035.7230	55.5700	8.2890		1035.7230	-0.0140	0.0140		
9/28/2001	8:44:30	1036.7230	55.5700	8.2870		1036.7230	-0.0160	0.0160		
9/28/2001	8:45:30	1037.7230	55.5700	8.2890		1037.7230	-0.0140	0.0140		
9/28/2001	8:46:30	1038.7230	55.5700	8.2890		1038.7230	-0.0140	0.0140		
9/28/2001	8:47:30	1039.7230	55.5700	8.2920		1039.7230	-0.0110	0.0110		
9/28/2001	8:48:30	1040.7230	55.5700	8.2920		1040.7230	-0.0110	0.0110		
9/28/2001	8:49:30	1041.7230	55.5700	8.2890		1041.7230	-0.0140	0.0140		
9/28/2001	8:50:30	1042.7230	55.5700	8.2920		1042.7230	-0.0110	0.0110		
9/28/2001	8:51:30	1043.7230	55.5700	8.2890		1043.7230	-0.0140	0.0140		
9/28/2001	8:52:30	1044.7230	55.5700	8.2890		1044.7230	-0.0140	0.0140		
9/28/2001	8:53:30	1045.7230	55.5700	8.2890		1045.7230	-0.0140	0.0140		
9/28/2001	8:54:30	1046.7230	55.5700	8.2890		1046.7230	-0.0140	0.0140		
9/28/2001	8:55:30	1047.7230	55.5700	8.2870		1047.7230	-0.0160	0.0160		
9/28/2001	8:56:30	1048.7230	55.5700	8.2890		1048.7230	-0.0140	0.0140		
9/28/2001	8:57:30	1049.7230	55.5700	8.2890		1049.7230	-0.0140	0.0140		
9/28/2001	8:58:30	1050.7230	55.5600	8.2890		1050.7230	-0.0140	0.0140		
9/28/2001	8:59:30	1051.7230	55.5700	8.2890		1051.7230	-0.0140	0.0140		
9/28/2001	9:00:30	1052.7230	55.5700	8.2870		1052.7230	-0.0160	0.0160		
9/28/2001	9:01:30	1053.7230	55.5700	8.2870		1053.7230	-0.0160	0.0160		
9/28/2001	9:02:30	1054.7230	55.5700	8.2890		1054.7230	-0.0140	0.0140		
9/28/2001	9:03:30	1055.7230	55.5700	8.2870		1055.7230	-0.0160	0.0160		
9/28/2001	9:04:30	1056.7230	55.5700	8.2870		1056.7230	-0.0160	0.0160		
9/28/2001	9:05:30	1057.7230	55.5700	8.2890		1057.7230	-0.0140	0.0140		
9/28/2001	9:06:30	1058.7230	55.5700	8.2870		1058.7230	-0.0160	0.0160		
9/28/2001	9:07:30	1059.7230	55.5700	8.2870		1059.7230	-0.0160	0.0160		
9/28/2001	9:08:30	1060.7230	55.5700	8.2870		1060.7230	-0.0160	0.0160		
9/28/2001	9:09:30	1061.7230	55.5700	8.2890		1061.7230	-0.0140	0.0140		
9/28/2001	9:10:30	1062.7230	55.5700	8.2890		1062.7230	-0.0140	0.0140		
9/28/2001	9:11:30	1063.7230	55.5700	8.2890		1063.7230	-0.0140	0.0140		
9/28/2001	9:12:30	1064.7230	55.5900	8.2890		1064.7230	-0.0140	0.0140		
9/28/2001	9:13:30	1065.7230	55.5700	8.2890		1065.7230	-0.0140	0.0140		
9/28/2001	9:14:30	1066.7230	55.5700	8.2890		1066.7230	-0.0140	0.0140		
9/28/2001	9:15:30	1067.7230	55.5700	8.2890		1067.7230	-0.0140	0.0140		
9/28/2001	9:16:30	1068.7230	55.5700	8.2870		1068.7230	-0.0160	0.0160		
9/28/2001	9:17:30	1069.7230	55.5700	8.2890		1069.7230	-0.0140	0.0140		
9/28/2001	9:18:30	1070.7230	55.5700	8.2890		1070.7230	-0.0140	0.0140		
9/28/2001	9:19:30	1071.7230	55.5700	8.2890		1071.7230	-0.0140	0.0140		
9/28/2001	9:20:30	1072.7230	55.5700	8.2890		1072.7230	-0.0140	0.0140		
9/28/2001	9:21:30	1073.7230	55.5700	8.2890		1073.7230	-0.0140	0.0140		
9/28/2001	9:22:30	1074.7230	55.5700	8.2870		1074.7230	-0.0160	0.0160		
9/28/2001	9:23:30	1075.7230	55.5700	8.2870		1075.7230	-0.0160	0.0160		
9/28/2001	9:24:30	1076.7230	55.5700	8.2870		1076.7230	-0.0160	0.0160		
9/28/2001	9:25:30	1077.7230	55.5700	8.2870		1077.7230	-0.0160	0.0160		
9/28/2001	9:26:30	1078.7230	55.5700	8.2850		1078.7230	-0.0180	0.0180		
9/28/2001	9:27:30	1079.7230	55.5700	8.2890		1079.7230	-0.0140	0.0140		
9/28/2001	9:28:30	1080.7230	55.5700	8.2920		1080.7230	-0.0110	0.0110		
9/28/2001	9:29:30	1081.7230	55.5700	8.2940		1081.7230	-0.0090	0.0090		
9/28/2001	9:30:30	1082.7230	55.5900	8.2940		1082.7230	-0.0090	0.0090		
9/28/2001	9:31:30	1083.7230	55.5900	8.2940		1083.7230	-0.0090	0.0090		
9/28/2001	9:32:30	1084.7230	55.5700	8.2960		1084.7230	-0.0070	0.0070		
9/28/2001	9:33:30	1085.7230	55.5700	8.2940		1085.7230	-0.0090	0.0090		
9/28/2001	9:34:30	1086.7230	55.5700	8.2960		1086.7230	-0.0070	0.0070		
9/28/2001	9:35:30	1087.7230	55.5700	8.2960		1087.7230	-0.0070	0.0070		
9/28/2001	9:36:30	1088.7230	55.5700	8.2960		1088.7230	-0.0070	0.0070		
9/28/2001	9:37:30	1089.7230	55.5700	8.2960		1089.7230	-0.0070	0.0070		
9/28/2001	9:38:30	1090.7230	55.5700	8.2960		1090.7230	-0.0070	0.0070		
9/28/2001	9:39:30	1091.7230	55.5700	8.2990		1091.7230	-0.0040	0.0040		
9/28/2001	9:40:30	1092.7230	55.5900	8.2990		1092.7230	-0.0040	0.0040		

9/28/2001	9:41:30	1093.7230	55.5700	8.2990		1093.7230	-0.0040	0.0040		
9/28/2001	9:42:30	1094.7230	55.5700	8.2960		1094.7230	-0.0070	0.0070		
9/28/2001	9:43:30	1095.7230	55.5700	8.2990		1095.7230	-0.0040	0.0040		
9/28/2001	9:44:30	1096.7230	55.5700	8.2990		1096.7230	-0.0040	0.0040		
9/28/2001	9:45:30	1097.7230	55.5700	8.2990		1097.7230	-0.0040	0.0040		
9/28/2001	9:46:30	1098.7230	55.5700	8.2960		1098.7230	-0.0070	0.0070		
9/28/2001	9:47:30	1099.7230	55.7400	8.3030		1099.7230	0.0000	0.0000		

IN_SITU INC.	Troll	
Report generated:	4/5/2003	11:52:00
Report from file:		
DataMgr Version	2.12	
Serial number:	11282	
Firmware Version	6.24	
Unit name:	SP4000	
Test name:		LL3mw235slugout
Test defined on:	2/25/2002	10:10:06
Test started on:	2/25/2002	10:10:40
Test stopped on:	2/25/2002	17:12:51
Test extracted on:	2/25/2002	17:12:57
Data gathered using Logarithmic testing		
Maximum time between data points:	1.0000	Minutes.
Number of data samples:	515	
TOTAL DATA SAMPLES		
	515	
Channel number [2]		
Measurement type:	Pressure/Level	
Channel name:	OnBoard Pressure	
Sensor Range:	15 PSI.	
Specific gravity:	1	
Mode:	TOC	
User-defined reference:	6.6	Feet H2O
Referenced on:	channel definition.	
Pressure head at reference:	11.622	Feet H2O



LL3MO235					AqtwSolv	Final	Point	Point	Check
					Max	Chan[2]	ET	Chan[2]	
					(min)	Feet H2O	(min)	Feet H2O	
					421.7230	12.8910	5.0000	13.2370	Rise
						Rise	Fall		
				L		d	-d		
			Chan[1]	Chan[2]		Chan[2]	Chan[2]		
Date	Time	ET (min)	Fahrenheit	Feet H2O	ET (min)	Feet H2O	Feet H2O		
-----	-----	-----	-----	-----	-----	-----	-----		
2/25/2002	10:10:40	0.0000	55.9800	13.7260	0.0000	0.8350	-0.8350		
2/25/2002	10:10:40	0.0050	55.9800	13.9250	0.0050	1.0340	-1.0340		
2/25/2002	10:10:40	0.0100	55.9900	13.9480	0.0100	1.0570	-1.0570		
2/25/2002	10:10:40	0.0150	56.0000	13.8390	0.0150	0.9480	-0.9480		
2/25/2002	10:10:41	0.0200	56.0000	13.7100	0.0200	0.8190	-0.8190		
2/25/2002	10:10:41	0.0250	56.0100	13.4290	0.0250	0.5380	-0.5380		
2/25/2002	10:10:41	0.0300	56.0100	14.5800	0.0300	1.6890	-1.6890		
2/25/2002	10:10:42	0.0350	56.0200	13.8600	0.0350	0.9690	-0.9690		
2/25/2002	10:10:42	0.0400	56.0200	13.9890	0.0400	1.0980	-1.0980		
2/25/2002	10:10:42	0.0450	56.0300	14.0030	0.0450	1.1120	-1.1120		
2/25/2002	10:10:43	0.0500	56.0300	13.9320	0.0500	1.0410	-1.0410		
2/25/2002	10:10:43	0.0550	56.0400	13.9590	0.0550	1.0680	-1.0680		
2/25/2002	10:10:43	0.0600	56.0600	13.9340	0.0600	1.0430	-1.0430		
2/25/2002	10:10:43	0.0650	56.0600	13.9180	0.0650	1.0270	-1.0270		
2/25/2002	10:10:44	0.0700	56.0700	13.9110	0.0700	1.0200	-1.0200		
2/25/2002	10:10:44	0.0750	56.0700	13.8950	0.0750	1.0040	-1.0040		
2/25/2002	10:10:44	0.0800	56.0800	13.8830	0.0800	0.9920	-0.9920		
2/25/2002	10:10:45	0.0850	56.0800	13.8740	0.0850	0.9830	-0.9830		
2/25/2002	10:10:45	0.0900	56.0800	13.8530	0.0900	0.9620	-0.9620		
2/25/2002	10:10:45	0.0950	56.0900	13.1840	0.0950	0.2930	-0.2930		
2/25/2002	10:10:46	0.1000	56.1000	13.7520	0.1000	0.8610	-0.8610		
2/25/2002	10:10:46	0.1058	56.1000	13.3660	0.1058	0.4750	-0.4750		
2/25/2002	10:10:46	0.1120	56.1000	13.6520	0.1120	0.7610	-0.7610		
2/25/2002	10:10:47	0.1185	56.1100	13.6410	0.1185	0.7500	-0.7500		
2/25/2002	10:10:47	0.1255	56.1100	13.6160	0.1255	0.7250	-0.7250		
2/25/2002	10:10:47	0.1328	56.1100	13.6110	0.1328	0.7200	-0.7200		
2/25/2002	10:10:48	0.1407	56.1200	13.5950	0.1407	0.7040	-0.7040		
2/25/2002	10:10:48	0.1490	56.1300	13.5670	0.1490	0.6760	-0.6760		
2/25/2002	10:10:49	0.1578	56.1300	13.5580	0.1578	0.6670	-0.6670		
2/25/2002	10:10:50	0.1672	56.1400	13.5490	0.1672	0.6580	-0.6580		
2/25/2002	10:10:50	0.1770	56.1600	13.6060	0.1770	0.7150	-0.7150		
2/25/2002	10:10:51	0.1875	56.1600	13.5880	0.1875	0.6970	-0.6970		
2/25/2002	10:10:51	0.1985	56.1600	13.5740	0.1985	0.6830	-0.6830		
2/25/2002	10:10:52	0.2102	56.1800	13.5560	0.2102	0.6650	-0.6650		
2/25/2002	10:10:53	0.2227	56.1800	13.5370	0.2227	0.6460	-0.6460		
2/25/2002	10:10:54	0.2358	56.1800	13.5560	0.2358	0.6650	-0.6650		
2/25/2002	10:10:54	0.2498	56.1900	13.5120	0.2498	0.6210	-0.6210		
2/25/2002	10:10:55	0.2647	56.1900	13.4960	0.2647	0.6050	-0.6050		
2/25/2002	10:10:56	0.2803	56.1900	13.4770	0.2803	0.5860	-0.5860		
2/25/2002	10:10:57	0.2970	56.2000	13.4590	0.2970	0.5680	-0.5680		
2/25/2002	10:10:58	0.3147	56.2000	13.4450	0.3147	0.5540	-0.5540		
2/25/2002	10:11:00	0.3333	56.2000	13.4330	0.3333	0.5420	-0.5420		
2/25/2002	10:11:01	0.3532	56.2000	13.4190	0.3532	0.5280	-0.5280		
2/25/2002	10:11:02	0.3742	56.2000	13.4080	0.3742	0.5170	-0.5170		
2/25/2002	10:11:03	0.3963	56.2000	13.3990	0.3963	0.5080	-0.5080		
2/25/2002	10:11:05	0.4198	56.2100	13.3890	0.4198	0.4980	-0.4980		
2/25/2002	10:11:06	0.4447	56.2100	13.3780	0.4447	0.4870	-0.4870		
2/25/2002	10:11:08	0.4697	56.2000	13.3710	0.4697	0.4800	-0.4800		
2/25/2002	10:11:09	0.4963	56.2000	13.3640	0.4963	0.4730	-0.4730		

2/25/2002	10:11:11	0.5247	56.2100	13.3550		0.5247	0.4640	-0.4640		
2/25/2002	10:11:13	0.5547	56.2100	13.3500		0.5547	0.4590	-0.4590		
2/25/2002	10:11:15	0.5863	56.2200	13.3430		0.5863	0.4520	-0.4520		
2/25/2002	10:11:17	0.6213	56.2100	13.3360		0.6213	0.4450	-0.4450		
2/25/2002	10:11:19	0.6580	56.2100	13.3320		0.6580	0.4410	-0.4410		
2/25/2002	10:11:21	0.6963	56.2100	13.3270		0.6963	0.4360	-0.4360		
2/25/2002	10:11:24	0.7380	56.2100	13.3230		0.7380	0.4320	-0.4320		
2/25/2002	10:11:26	0.7813	56.2100	13.3180		0.7813	0.4270	-0.4270		
2/25/2002	10:11:29	0.8280	56.2200	13.3130		0.8280	0.4220	-0.4220		
2/25/2002	10:11:32	0.8763	56.2100	13.3090		0.8763	0.4180	-0.4180		
2/25/2002	10:11:35	0.9280	56.2100	13.3060		0.9280	0.4150	-0.4150		
2/25/2002	10:11:38	0.9830	56.2100	13.3020		0.9830	0.4110	-0.4110		
2/25/2002	10:11:42	1.0413	56.2100	13.3000		1.0413	0.4090	-0.4090		
2/25/2002	10:11:46	1.1030	56.2000	13.2950		1.1030	0.4040	-0.4040		
2/25/2002	10:11:50	1.1680	56.2000	13.2930		1.1680	0.4020	-0.4020		
2/25/2002	10:11:54	1.2380	56.2000	13.2900		1.2380	0.3990	-0.3990		
2/25/2002	10:11:58	1.3113	56.2000	13.2860		1.3113	0.3950	-0.3950		
2/25/2002	10:12:03	1.3897	56.2000	13.2830		1.3897	0.3920	-0.3920		
2/25/2002	10:12:08	1.4730	56.2000	13.2830		1.4730	0.3920	-0.3920		
2/25/2002	10:12:13	1.5613	56.2000	13.2810		1.5613	0.3900	-0.3900		
2/25/2002	10:12:19	1.6547	56.2000	13.2740		1.6547	0.3830	-0.3830		
2/25/2002	10:12:25	1.7530	56.2000	13.2720		1.7530	0.3810	-0.3810		
2/25/2002	10:12:31	1.8580	56.2000	13.2720		1.8580	0.3810	-0.3810		
2/25/2002	10:12:38	1.9680	56.1900	13.2670		1.9680	0.3760	-0.3760		
2/25/2002	10:12:45	2.0847	56.1900	13.2650		2.0847	0.3740	-0.3740		
2/25/2002	10:12:52	2.2097	56.1900	13.2630		2.2097	0.3720	-0.3720		
2/25/2002	10:13:00	2.3413	56.1800	13.2600		2.3413	0.3690	-0.3690		
2/25/2002	10:13:08	2.4813	56.1800	13.2580		2.4813	0.3670	-0.3670		
2/25/2002	10:13:17	2.6297	56.1600	13.2560		2.6297	0.3650	-0.3650		
2/25/2002	10:13:27	2.7863	56.1600	13.2530		2.7863	0.3620	-0.3620		
2/25/2002	10:13:37	2.9530	56.1500	13.2530		2.9530	0.3620	-0.3620		
2/25/2002	10:13:47	3.1297	56.1500	13.2490		3.1297	0.3580	-0.3580		
2/25/2002	10:13:58	3.3163	56.1500	13.2490		3.3163	0.3580	-0.3580		
2/25/2002	10:14:10	3.5147	56.1400	13.2460		3.5147	0.3550	-0.3550		
2/25/2002	10:14:23	3.7247	56.1400	13.2440		3.7247	0.3530	-0.3530		
2/25/2002	10:14:36	3.9463	56.1300	13.2420		3.9463	0.3510	-0.3510		
2/25/2002	10:14:50	4.1813	56.1300	13.2400		4.1813	0.3490	-0.3490		
2/25/2002	10:15:05	4.4297	56.1100	13.2400		4.4297	0.3490	-0.3490		
2/25/2002	10:15:21	4.6930	56.1100	13.2370		4.6930	0.3460	-0.3460		
2/25/2002	10:15:38	4.9730	56.1000	13.2370		4.9730	0.3460	-0.3460		
2/25/2002	10:15:56	5.2697	56.0800	13.2370		5.2697	0.3460	-0.3460		
2/25/2002	10:16:14	5.5830	56.0800	13.2350		5.5830	0.3440	-0.3440		
2/25/2002	10:16:34	5.9147	56.0600	13.2330		5.9147	0.3420	-0.3420		
2/25/2002	10:16:55	6.2663	56.0400	13.2350		6.2663	0.3440	-0.3440		
2/25/2002	10:17:18	6.6397	56.0300	13.2330		6.6397	0.3420	-0.3420		
2/25/2002	10:17:42	7.0347	56.0200	13.2300		7.0347	0.3390	-0.3390		
2/25/2002	10:18:07	7.4530	56.0000	13.2280		7.4530	0.3370	-0.3370		
2/25/2002	10:18:33	7.8963	55.9900	13.2280		7.8963	0.3370	-0.3370		
2/25/2002	10:19:01	8.3663	55.9800	13.2260		8.3663	0.3350	-0.3350		
2/25/2002	10:19:31	8.8647	55.9600	13.2260		8.8647	0.3350	-0.3350		
2/25/2002	10:20:03	9.3913	55.9500	13.2230		9.3913	0.3320	-0.3320		
2/25/2002	10:20:36	9.9497	55.9300	13.2230		9.9497	0.3320	-0.3320		
2/25/2002	10:21:12	10.5413	55.9300	13.2230		10.5413	0.3320	-0.3320		
2/25/2002	10:21:50	11.1680	55.9200	13.2210		11.1680	0.3300	-0.3300		
2/25/2002	10:22:29	11.8313	55.9200	13.2190		11.8313	0.3280	-0.3280		
2/25/2002	10:23:12	12.5347	55.9000	13.2140		12.5347	0.3230	-0.3230		
2/25/2002	10:23:56	13.2797	55.8900	13.2140		13.2797	0.3230	-0.3230		
2/25/2002	10:24:44	14.0697	55.8900	13.2140		14.0697	0.3230	-0.3230		
2/25/2002	10:25:34	14.9063	55.8900	13.2120		14.9063	0.3210	-0.3210		
2/25/2002	10:26:27	15.7913	55.8800	13.2120		15.7913	0.3210	-0.3210		

2/25/2002	10:27:23	16.7297	55.8800	13.2070		16.7297	0.3160	-0.3160		
2/25/2002	10:28:23	17.7230	55.8800	13.2050		17.7230	0.3140	-0.3140		
2/25/2002	10:29:23	18.7230	55.8800	13.2030		18.7230	0.3120	-0.3120		
2/25/2002	10:30:23	19.7230	55.8800	13.2000		19.7230	0.3090	-0.3090		
2/25/2002	10:31:23	20.7230	55.8800	13.2000		20.7230	0.3090	-0.3090		
2/25/2002	10:32:23	21.7230	55.8800	13.2000		21.7230	0.3090	-0.3090		
2/25/2002	10:33:23	22.7230	55.8800	13.1960		22.7230	0.3050	-0.3050		
2/25/2002	10:34:23	23.7230	55.8800	13.1930		23.7230	0.3020	-0.3020		
2/25/2002	10:35:23	24.7230	55.8800	13.1930		24.7230	0.3020	-0.3020		
2/25/2002	10:36:23	25.7230	55.8800	13.1910		25.7230	0.3000	-0.3000		
2/25/2002	10:37:23	26.7230	55.8800	13.1890		26.7230	0.2980	-0.2980		
2/25/2002	10:38:23	27.7230	55.8800	13.1890		27.7230	0.2980	-0.2980		
2/25/2002	10:39:23	28.7230	55.8800	13.1860		28.7230	0.2950	-0.2950		
2/25/2002	10:40:23	29.7230	55.8800	13.1840		29.7230	0.2930	-0.2930		
2/25/2002	10:41:23	30.7230	55.8800	13.1820		30.7230	0.2910	-0.2910		
2/25/2002	10:42:23	31.7230	55.8800	13.1820		31.7230	0.2910	-0.2910		
2/25/2002	10:43:23	32.7230	55.8800	13.1770		32.7230	0.2860	-0.2860		
2/25/2002	10:44:23	33.7230	55.8800	13.1770		33.7230	0.2860	-0.2860		
2/25/2002	10:45:23	34.7230	55.8800	13.1770		34.7230	0.2860	-0.2860		
2/25/2002	10:46:23	35.7230	55.8800	13.1750		35.7230	0.2840	-0.2840		
2/25/2002	10:47:23	36.7230	55.8800	13.1730		36.7230	0.2820	-0.2820		
2/25/2002	10:48:23	37.7230	55.8800	13.1730		37.7230	0.2820	-0.2820		
2/25/2002	10:49:23	38.7230	55.8900	13.1730		38.7230	0.2820	-0.2820		
2/25/2002	10:50:23	39.7230	55.8900	13.1680		39.7230	0.2770	-0.2770		
2/25/2002	10:51:23	40.7230	55.8800	13.1660		40.7230	0.2750	-0.2750		
2/25/2002	10:52:23	41.7230	55.8900	13.1660		41.7230	0.2750	-0.2750		
2/25/2002	10:53:23	42.7230	55.8900	13.1660		42.7230	0.2750	-0.2750		
2/25/2002	10:54:23	43.7230	55.8900	13.1630		43.7230	0.2720	-0.2720		
2/25/2002	10:55:23	44.7230	55.8900	13.1630		44.7230	0.2720	-0.2720		
2/25/2002	10:56:23	45.7230	55.8800	13.1610		45.7230	0.2700	-0.2700		
2/25/2002	10:57:23	46.7230	55.8800	13.1610		46.7230	0.2700	-0.2700		
2/25/2002	10:58:23	47.7230	55.8800	13.1590		47.7230	0.2680	-0.2680		
2/25/2002	10:59:23	48.7230	55.8900	13.1590		48.7230	0.2680	-0.2680		
2/25/2002	11:00:23	49.7230	55.8800	13.1570		49.7230	0.2660	-0.2660		
2/25/2002	11:01:23	50.7230	55.8800	13.1540		50.7230	0.2630	-0.2630		
2/25/2002	11:02:23	51.7230	55.8800	13.1540		51.7230	0.2630	-0.2630		
2/25/2002	11:03:23	52.7230	55.8800	13.1520		52.7230	0.2610	-0.2610		
2/25/2002	11:04:23	53.7230	55.8800	13.1520		53.7230	0.2610	-0.2610		
2/25/2002	11:05:23	54.7230	55.8800	13.1500		54.7230	0.2590	-0.2590		
2/25/2002	11:06:23	55.7230	55.8800	13.1500		55.7230	0.2590	-0.2590		
2/25/2002	11:07:23	56.7230	55.8800	13.1470		56.7230	0.2560	-0.2560		
2/25/2002	11:08:23	57.7230	55.8800	13.1450		57.7230	0.2540	-0.2540		
2/25/2002	11:09:23	58.7230	55.8900	13.1450		58.7230	0.2540	-0.2540		
2/25/2002	11:10:23	59.7230	55.8800	13.1470		59.7230	0.2560	-0.2560		
2/25/2002	11:11:23	60.7230	55.8800	13.1430		60.7230	0.2520	-0.2520		
2/25/2002	11:12:23	61.7230	55.8800	13.1430		61.7230	0.2520	-0.2520		
2/25/2002	11:13:23	62.7230	55.8800	13.1400		62.7230	0.2490	-0.2490		
2/25/2002	11:14:23	63.7230	55.8800	13.1400		63.7230	0.2490	-0.2490		
2/25/2002	11:15:23	64.7230	55.8900	13.1400		64.7230	0.2490	-0.2490		
2/25/2002	11:16:23	65.7230	55.8800	13.1380		65.7230	0.2470	-0.2470		
2/25/2002	11:17:23	66.7230	55.8800	13.1360		66.7230	0.2450	-0.2450		
2/25/2002	11:18:23	67.7230	55.8800	13.1360		67.7230	0.2450	-0.2450		
2/25/2002	11:19:23	68.7230	55.8800	13.1330		68.7230	0.2420	-0.2420		
2/25/2002	11:20:23	69.7230	55.8800	13.1330		69.7230	0.2420	-0.2420		
2/25/2002	11:21:23	70.7230	55.8800	13.1310		70.7230	0.2400	-0.2400		
2/25/2002	11:22:23	71.7230	55.8900	13.1310		71.7230	0.2400	-0.2400		
2/25/2002	11:23:23	72.7230	55.8800	13.1310		72.7230	0.2400	-0.2400		
2/25/2002	11:24:23	73.7230	55.8800	13.1310		73.7230	0.2400	-0.2400		
2/25/2002	11:25:23	74.7230	55.8800	13.1290		74.7230	0.2380	-0.2380		
2/25/2002	11:26:23	75.7230	55.8800	13.1270		75.7230	0.2360	-0.2360		

2/25/2002	11:27:23	76.7230	55.8800	13.1240		76.7230	0.2330	-0.2330	
2/25/2002	11:28:23	77.7230	55.8800	13.1240		77.7230	0.2330	-0.2330	
2/25/2002	11:29:23	78.7230	55.8800	13.1270		78.7230	0.2360	-0.2360	
2/25/2002	11:30:23	79.7230	55.8800	13.1240		79.7230	0.2330	-0.2330	
2/25/2002	11:31:23	80.7230	55.8800	13.1220		80.7230	0.2310	-0.2310	
2/25/2002	11:32:23	81.7230	55.8800	13.1220		81.7230	0.2310	-0.2310	
2/25/2002	11:33:23	82.7230	55.8800	13.1200		82.7230	0.2290	-0.2290	
2/25/2002	11:34:23	83.7230	55.8800	13.1200		83.7230	0.2290	-0.2290	
2/25/2002	11:35:23	84.7230	56.0700	13.1170		84.7230	0.2260	-0.2260	
2/25/2002	11:36:23	85.7230	55.8800	13.1170		85.7230	0.2260	-0.2260	
2/25/2002	11:37:23	86.7230	55.8800	13.1170		86.7230	0.2260	-0.2260	
2/25/2002	11:38:23	87.7230	55.8800	13.1150		87.7230	0.2240	-0.2240	
2/25/2002	11:39:23	88.7230	55.8800	13.1150		88.7230	0.2240	-0.2240	
2/25/2002	11:40:23	89.7230	55.8800	13.1170		89.7230	0.2260	-0.2260	
2/25/2002	11:41:23	90.7230	55.8800	13.1130		90.7230	0.2220	-0.2220	
2/25/2002	11:42:23	91.7230	55.8800	13.1130		91.7230	0.2220	-0.2220	
2/25/2002	11:43:23	92.7230	55.8800	13.1130		92.7230	0.2220	-0.2220	
2/25/2002	11:44:23	93.7230	55.8800	13.1130		93.7230	0.2220	-0.2220	
2/25/2002	11:45:23	94.7230	55.8800	13.1100		94.7230	0.2190	-0.2190	
2/25/2002	11:46:23	95.7230	55.8800	13.1080		95.7230	0.2170	-0.2170	
2/25/2002	11:47:23	96.7230	55.8800	13.1080		96.7230	0.2170	-0.2170	
2/25/2002	11:48:23	97.7230	55.8800	13.1080		97.7230	0.2170	-0.2170	
2/25/2002	11:49:23	98.7230	55.8800	13.1030		98.7230	0.2120	-0.2120	
2/25/2002	11:50:23	99.7230	55.8800	13.1080		99.7230	0.2170	-0.2170	
2/25/2002	11:51:23	100.7230	55.8800	13.1060		100.7230	0.2150	-0.2150	
2/25/2002	11:52:23	101.7230	55.8800	13.1010		101.7230	0.2100	-0.2100	
2/25/2002	11:53:23	102.7230	55.8800	13.1010		102.7230	0.2100	-0.2100	
2/25/2002	11:54:23	103.7230	55.8800	13.1010		103.7230	0.2100	-0.2100	
2/25/2002	11:55:23	104.7230	55.8800	13.1010		104.7230	0.2100	-0.2100	
2/25/2002	11:56:23	105.7230	55.8800	13.1010		105.7230	0.2100	-0.2100	
2/25/2002	11:57:23	106.7230	55.8800	13.1010		106.7230	0.2100	-0.2100	
2/25/2002	11:58:23	107.7230	55.8800	13.0990		107.7230	0.2080	-0.2080	
2/25/2002	11:59:23	108.7230	55.8800	13.0990		108.7230	0.2080	-0.2080	
2/25/2002	12:00:23	109.7230	55.8800	13.0970		109.7230	0.2060	-0.2060	
2/25/2002	12:01:23	110.7230	55.8800	13.0970		110.7230	0.2060	-0.2060	
2/25/2002	12:02:23	111.7230	55.8800	13.0940		111.7230	0.2030	-0.2030	
2/25/2002	12:03:23	112.7230	55.8800	13.0940		112.7230	0.2030	-0.2030	
2/25/2002	12:04:23	113.7230	55.8800	13.0920		113.7230	0.2010	-0.2010	
2/25/2002	12:05:23	114.7230	55.8800	13.0940		114.7230	0.2030	-0.2030	
2/25/2002	12:06:23	115.7230	55.8800	13.0940		115.7230	0.2030	-0.2030	
2/25/2002	12:07:23	116.7230	55.8800	13.0920		116.7230	0.2010	-0.2010	
2/25/2002	12:08:23	117.7230	55.8800	13.0900		117.7230	0.1990	-0.1990	
2/25/2002	12:09:23	118.7230	55.8800	13.0920		118.7230	0.2010	-0.2010	
2/25/2002	12:10:23	119.7230	55.8800	13.0900		119.7230	0.1990	-0.1990	
2/25/2002	12:11:23	120.7230	55.8800	13.0900		120.7230	0.1990	-0.1990	
2/25/2002	12:12:23	121.7230	55.8800	13.0850		121.7230	0.1940	-0.1940	
2/25/2002	12:13:23	122.7230	55.8800	13.0850		122.7230	0.1940	-0.1940	
2/25/2002	12:14:23	123.7230	55.8800	13.0850		123.7230	0.1940	-0.1940	
2/25/2002	12:15:23	124.7230	55.8800	13.0850		124.7230	0.1940	-0.1940	
2/25/2002	12:16:23	125.7230	55.8800	13.0830		125.7230	0.1920	-0.1920	
2/25/2002	12:17:23	126.7230	55.8800	13.0830		126.7230	0.1920	-0.1920	
2/25/2002	12:18:23	127.7230	55.8800	13.0830		127.7230	0.1920	-0.1920	
2/25/2002	12:19:23	128.7230	55.8800	13.0800		128.7230	0.1890	-0.1890	
2/25/2002	12:20:23	129.7230	55.8800	13.0800		129.7230	0.1890	-0.1890	
2/25/2002	12:21:23	130.7230	55.8800	13.0780		130.7230	0.1870	-0.1870	
2/25/2002	12:22:23	131.7230	55.8800	13.0800		131.7230	0.1890	-0.1890	
2/25/2002	12:23:23	132.7230	55.8800	13.0780		132.7230	0.1870	-0.1870	
2/25/2002	12:24:23	133.7230	55.8800	13.0780		133.7230	0.1870	-0.1870	
2/25/2002	12:25:23	134.7230	55.8800	13.0760		134.7230	0.1850	-0.1850	
2/25/2002	12:26:23	135.7230	55.8800	13.0730		135.7230	0.1820	-0.1820	

2/25/2002	12:27:23	136.7230	55.8800	13.0730		136.7230	0.1820	-0.1820		
2/25/2002	12:28:23	137.7230	55.8800	13.0730		137.7230	0.1820	-0.1820		
2/25/2002	12:29:23	138.7230	55.8800	13.0710		138.7230	0.1800	-0.1800		
2/25/2002	12:30:23	139.7230	55.8800	13.0730		139.7230	0.1820	-0.1820		
2/25/2002	12:31:23	140.7230	55.8800	13.0710		140.7230	0.1800	-0.1800		
2/25/2002	12:32:23	141.7230	55.8800	13.0710		141.7230	0.1800	-0.1800		
2/25/2002	12:33:23	142.7230	55.8800	13.0730		142.7230	0.1820	-0.1820		
2/25/2002	12:34:23	143.7230	55.8800	13.0690		143.7230	0.1780	-0.1780		
2/25/2002	12:35:23	144.7230	55.8800	13.0670		144.7230	0.1760	-0.1760		
2/25/2002	12:36:23	145.7230	55.8800	13.0670		145.7230	0.1760	-0.1760		
2/25/2002	12:37:23	146.7230	55.8800	13.0670		146.7230	0.1760	-0.1760		
2/25/2002	12:38:23	147.7230	55.8800	13.0670		147.7230	0.1760	-0.1760		
2/25/2002	12:39:23	148.7230	55.8800	13.0640		148.7230	0.1730	-0.1730		
2/25/2002	12:40:23	149.7230	55.8800	13.0640		149.7230	0.1730	-0.1730		
2/25/2002	12:41:23	150.7230	55.8800	13.0620		150.7230	0.1710	-0.1710		
2/25/2002	12:42:23	151.7230	55.8800	13.0620		151.7230	0.1710	-0.1710		
2/25/2002	12:43:23	152.7230	55.8800	13.0640		152.7230	0.1730	-0.1730		
2/25/2002	12:44:23	153.7230	55.8800	13.0620		153.7230	0.1710	-0.1710		
2/25/2002	12:45:23	154.7230	55.8800	13.0600		154.7230	0.1690	-0.1690		
2/25/2002	12:46:23	155.7230	55.8800	13.0570		155.7230	0.1660	-0.1660		
2/25/2002	12:47:23	156.7230	55.8800	13.0600		156.7230	0.1690	-0.1690		
2/25/2002	12:48:23	157.7230	55.8800	13.0570		157.7230	0.1660	-0.1660		
2/25/2002	12:49:23	158.7230	55.8800	13.0550		158.7230	0.1640	-0.1640		
2/25/2002	12:50:23	159.7230	55.8800	13.0550		159.7230	0.1640	-0.1640		
2/25/2002	12:51:23	160.7230	55.8800	13.0530		160.7230	0.1620	-0.1620		
2/25/2002	12:52:23	161.7230	55.8800	13.0530		161.7230	0.1620	-0.1620		
2/25/2002	12:53:23	162.7230	55.8800	13.0550		162.7230	0.1640	-0.1640		
2/25/2002	12:54:23	163.7230	55.8800	13.0530		163.7230	0.1620	-0.1620		
2/25/2002	12:55:23	164.7230	55.8800	13.0530		164.7230	0.1620	-0.1620		
2/25/2002	12:56:23	165.7230	55.8800	13.0500		165.7230	0.1590	-0.1590		
2/25/2002	12:57:23	166.7230	55.8800	13.0500		166.7230	0.1590	-0.1590		
2/25/2002	12:58:23	167.7230	55.8800	13.0480		167.7230	0.1570	-0.1570		
2/25/2002	12:59:23	168.7230	55.8800	13.0500		168.7230	0.1590	-0.1590		
2/25/2002	13:00:23	169.7230	55.8800	13.0500		169.7230	0.1590	-0.1590		
2/25/2002	13:01:23	170.7230	55.8800	13.0460		170.7230	0.1550	-0.1550		
2/25/2002	13:02:23	171.7230	55.8800	13.0430		171.7230	0.1520	-0.1520		
2/25/2002	13:03:23	172.7230	55.8800	13.0460		172.7230	0.1550	-0.1550		
2/25/2002	13:04:23	173.7230	55.8800	13.0460		173.7230	0.1550	-0.1550		
2/25/2002	13:05:23	174.7230	55.8800	13.0460		174.7230	0.1550	-0.1550		
2/25/2002	13:06:23	175.7230	55.8800	13.0460		175.7230	0.1550	-0.1550		
2/25/2002	13:07:23	176.7230	55.8800	13.0410		176.7230	0.1500	-0.1500		
2/25/2002	13:08:23	177.7230	55.8800	13.0410		177.7230	0.1500	-0.1500		
2/25/2002	13:09:23	178.7230	55.8800	13.0390		178.7230	0.1480	-0.1480		
2/25/2002	13:10:23	179.7230	55.8800	13.0410		179.7230	0.1500	-0.1500		
2/25/2002	13:11:23	180.7230	55.8800	13.0390		180.7230	0.1480	-0.1480		
2/25/2002	13:12:23	181.7230	55.8800	13.0390		181.7230	0.1480	-0.1480		
2/25/2002	13:13:23	182.7230	55.8800	13.0390		182.7230	0.1480	-0.1480		
2/25/2002	13:14:23	183.7230	55.8800	13.0370		183.7230	0.1460	-0.1460		
2/25/2002	13:15:23	184.7230	55.8800	13.0390		184.7230	0.1480	-0.1480		
2/25/2002	13:16:23	185.7230	55.8800	13.0370		185.7230	0.1460	-0.1460		
2/25/2002	13:17:23	186.7230	55.8800	13.0370		186.7230	0.1460	-0.1460		
2/25/2002	13:18:23	187.7230	55.8800	13.0340		187.7230	0.1430	-0.1430		
2/25/2002	13:19:23	188.7230	55.8800	13.0340		188.7230	0.1430	-0.1430		
2/25/2002	13:20:23	189.7230	55.8800	13.0340		189.7230	0.1430	-0.1430		
2/25/2002	13:21:23	190.7230	55.8800	13.0320		190.7230	0.1410	-0.1410		
2/25/2002	13:22:23	191.7230	55.8800	13.0300		191.7230	0.1390	-0.1390		
2/25/2002	13:23:23	192.7230	55.8800	13.0320		192.7230	0.1410	-0.1410		
2/25/2002	13:24:23	193.7230	55.8800	13.0300		193.7230	0.1390	-0.1390		
2/25/2002	13:25:23	194.7230	55.8800	13.0300		194.7230	0.1390	-0.1390		
2/25/2002	13:26:23	195.7230	55.8800	13.0270		195.7230	0.1360	-0.1360		

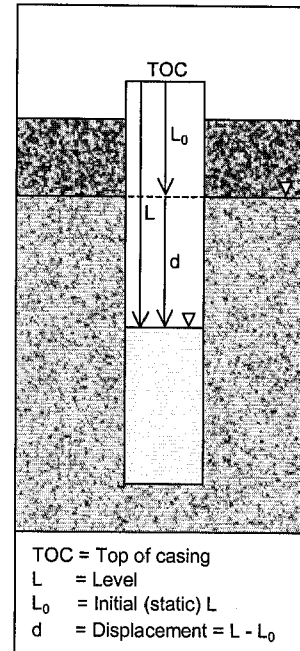
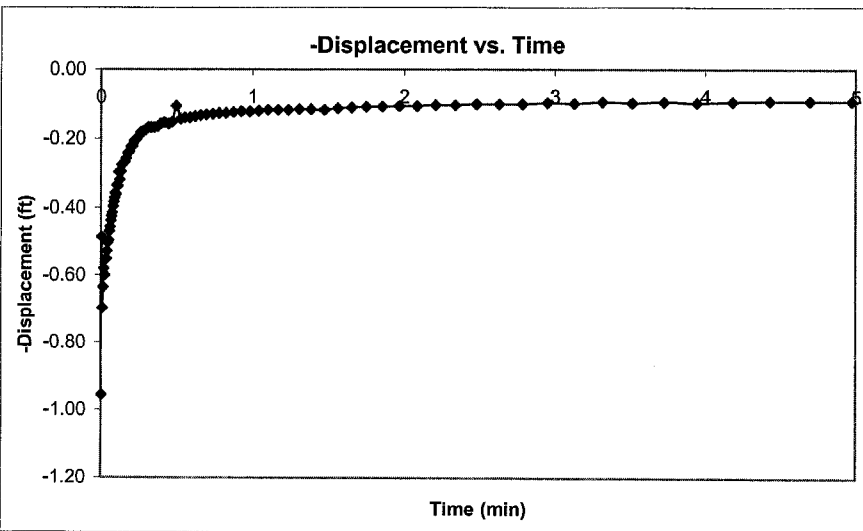
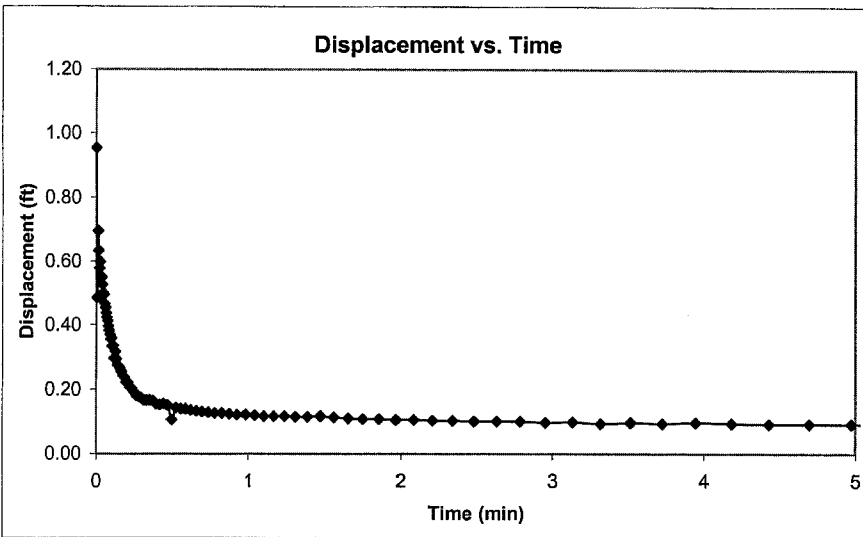
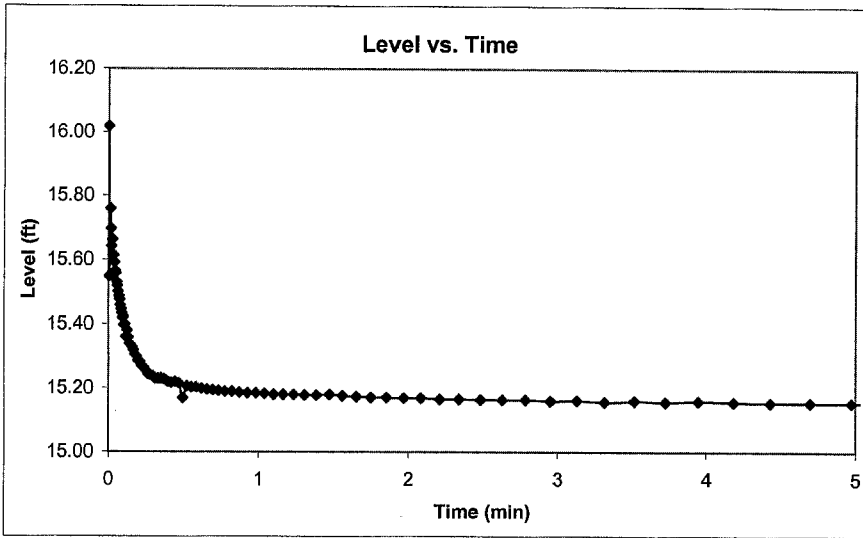
2/25/2002	13:27:23	196.7230	55.8800	13.0270		196.7230	0.1360	-0.1360		
2/25/2002	13:28:23	197.7230	55.8800	13.0270		197.7230	0.1360	-0.1360		
2/25/2002	13:29:23	198.7230	55.8800	13.0270		198.7230	0.1360	-0.1360		
2/25/2002	13:30:23	199.7230	55.8800	13.0270		199.7230	0.1360	-0.1360		
2/25/2002	13:31:23	200.7230	55.8800	13.0270		200.7230	0.1360	-0.1360		
2/25/2002	13:32:23	201.7230	55.8800	13.0270		201.7230	0.1360	-0.1360		
2/25/2002	13:33:23	202.7230	55.8800	13.0270		202.7230	0.1360	-0.1360		
2/25/2002	13:34:23	203.7230	55.8800	13.0230		203.7230	0.1320	-0.1320		
2/25/2002	13:35:23	204.7230	55.8800	13.0230		204.7230	0.1320	-0.1320		
2/25/2002	13:36:23	205.7230	55.8800	13.0230		205.7230	0.1320	-0.1320		
2/25/2002	13:37:23	206.7230	55.8800	13.0230		206.7230	0.1320	-0.1320		
2/25/2002	13:38:23	207.7230	55.8800	13.0230		207.7230	0.1320	-0.1320		
2/25/2002	13:39:23	208.7230	55.8800	13.0200		208.7230	0.1290	-0.1290		
2/25/2002	13:40:23	209.7230	55.8800	13.0200		209.7230	0.1290	-0.1290		
2/25/2002	13:41:23	210.7230	55.8800	13.0230		210.7230	0.1320	-0.1320		
2/25/2002	13:42:23	211.7230	55.8800	13.0200		211.7230	0.1290	-0.1290		
2/25/2002	13:43:23	212.7230	55.8800	13.0180		212.7230	0.1270	-0.1270		
2/25/2002	13:44:23	213.7230	55.8800	13.0160		213.7230	0.1250	-0.1250		
2/25/2002	13:45:23	214.7230	55.8800	13.0180		214.7230	0.1270	-0.1270		
2/25/2002	13:46:23	215.7230	55.8800	13.0160		215.7230	0.1250	-0.1250		
2/25/2002	13:47:23	216.7230	55.8800	13.0130		216.7230	0.1220	-0.1220		
2/25/2002	13:48:23	217.7230	55.8800	13.0130		217.7230	0.1220	-0.1220		
2/25/2002	13:49:23	218.7230	55.8800	13.0130		218.7230	0.1220	-0.1220		
2/25/2002	13:50:23	219.7230	55.8800	13.0130		219.7230	0.1220	-0.1220		
2/25/2002	13:51:23	220.7230	55.8800	13.0130		220.7230	0.1220	-0.1220		
2/25/2002	13:52:23	221.7230	55.8800	13.0130		221.7230	0.1220	-0.1220		
2/25/2002	13:53:23	222.7230	55.8800	13.0110		222.7230	0.1200	-0.1200		
2/25/2002	13:54:23	223.7230	55.8800	13.0090		223.7230	0.1180	-0.1180		
2/25/2002	13:55:23	224.7230	55.8800	13.0070		224.7230	0.1160	-0.1160		
2/25/2002	13:56:23	225.7230	55.8800	13.0090		225.7230	0.1180	-0.1180		
2/25/2002	13:57:23	226.7230	55.8800	13.0090		226.7230	0.1180	-0.1180		
2/25/2002	13:58:23	227.7230	55.8800	13.0090		227.7230	0.1180	-0.1180		
2/25/2002	13:59:23	228.7230	55.8800	13.0090		228.7230	0.1180	-0.1180		
2/25/2002	14:00:23	229.7230	55.8800	13.0070		229.7230	0.1160	-0.1160		
2/25/2002	14:01:23	230.7230	55.8800	13.0070		230.7230	0.1160	-0.1160		
2/25/2002	14:02:23	231.7230	55.8800	13.0090		231.7230	0.1180	-0.1180		
2/25/2002	14:03:23	232.7230	55.8800	13.0040		232.7230	0.1130	-0.1130		
2/25/2002	14:04:23	233.7230	55.8800	13.0000		233.7230	0.1090	-0.1090		
2/25/2002	14:05:23	234.7230	55.8800	13.0020		234.7230	0.1110	-0.1110		
2/25/2002	14:06:23	235.7230	55.8800	13.0020		235.7230	0.1110	-0.1110		
2/25/2002	14:07:23	236.7230	55.8800	13.0020		236.7230	0.1110	-0.1110		
2/25/2002	14:08:23	237.7230	55.8800	13.0000		237.7230	0.1090	-0.1090		
2/25/2002	14:09:23	238.7230	55.8800	13.0000		238.7230	0.1090	-0.1090		
2/25/2002	14:10:23	239.7230	55.8800	12.9970		239.7230	0.1060	-0.1060		
2/25/2002	14:11:23	240.7230	55.8800	13.0000		240.7230	0.1090	-0.1090		
2/25/2002	14:12:23	241.7230	55.8800	12.9950		241.7230	0.1040	-0.1040		
2/25/2002	14:13:23	242.7230	55.8800	12.9970		242.7230	0.1060	-0.1060		
2/25/2002	14:14:23	243.7230	55.8800	12.9950		243.7230	0.1040	-0.1040		
2/25/2002	14:15:23	244.7230	55.8800	12.9950		244.7230	0.1040	-0.1040		
2/25/2002	14:16:23	245.7230	55.8800	12.9950		245.7230	0.1040	-0.1040		
2/25/2002	14:17:23	246.7230	55.8800	12.9930		246.7230	0.1020	-0.1020		
2/25/2002	14:18:23	247.7230	55.8800	12.9930		247.7230	0.1020	-0.1020		
2/25/2002	14:19:23	248.7230	55.8800	12.9930		248.7230	0.1020	-0.1020		
2/25/2002	14:20:23	249.7230	55.8800	12.9930		249.7230	0.1020	-0.1020		
2/25/2002	14:21:23	250.7230	55.8800	12.9900		250.7230	0.0990	-0.0990		
2/25/2002	14:22:23	251.7230	55.8800	12.9900		251.7230	0.0990	-0.0990		
2/25/2002	14:23:23	252.7230	55.8800	12.9900		252.7230	0.0990	-0.0990		
2/25/2002	14:24:23	253.7230	55.8800	12.9900		253.7230	0.0990	-0.0990		
2/25/2002	14:25:23	254.7230	55.8800	12.9860		254.7230	0.0950	-0.0950		
2/25/2002	14:26:23	255.7230	55.8800	12.9880		255.7230	0.0970	-0.0970		

2/25/2002	14:27:23	256.7230	55.8800	12.9860		256.7230	0.0950	-0.0950		
2/25/2002	14:28:23	257.7230	55.8800	12.9880		257.7230	0.0970	-0.0970		
2/25/2002	14:29:23	258.7230	55.8800	12.9860		258.7230	0.0950	-0.0950		
2/25/2002	14:30:23	259.7230	55.8800	12.9860		259.7230	0.0950	-0.0950		
2/25/2002	14:31:23	260.7230	55.8800	12.9860		260.7230	0.0950	-0.0950		
2/25/2002	14:32:23	261.7230	55.8800	12.9860		261.7230	0.0950	-0.0950		
2/25/2002	14:33:23	262.7230	55.8800	12.9860		262.7230	0.0950	-0.0950		
2/25/2002	14:34:23	263.7230	55.8800	12.9840		263.7230	0.0930	-0.0930		
2/25/2002	14:35:23	264.7230	55.8800	12.9840		264.7230	0.0930	-0.0930		
2/25/2002	14:36:23	265.7230	55.8800	12.9810		265.7230	0.0900	-0.0900		
2/25/2002	14:37:23	266.7230	55.8800	12.9810		266.7230	0.0900	-0.0900		
2/25/2002	14:38:23	267.7230	55.8800	12.9810		267.7230	0.0900	-0.0900		
2/25/2002	14:39:23	268.7230	55.8800	12.9810		268.7230	0.0900	-0.0900		
2/25/2002	14:40:23	269.7230	55.8800	12.9790		269.7230	0.0880	-0.0880		
2/25/2002	14:41:23	270.7230	55.8800	12.9810		270.7230	0.0900	-0.0900		
2/25/2002	14:42:23	271.7230	55.8800	12.9790		271.7230	0.0880	-0.0880		
2/25/2002	14:43:23	272.7230	55.8800	12.9770		272.7230	0.0860	-0.0860		
2/25/2002	14:44:23	273.7230	55.8800	12.9740		273.7230	0.0830	-0.0830		
2/25/2002	14:45:23	274.7230	55.8800	12.9770		274.7230	0.0860	-0.0860		
2/25/2002	14:46:23	275.7230	55.8800	12.9770		275.7230	0.0860	-0.0860		
2/25/2002	14:47:23	276.7230	55.8800	12.9740		276.7230	0.0830	-0.0830		
2/25/2002	14:48:23	277.7230	55.8800	12.9740		277.7230	0.0830	-0.0830		
2/25/2002	14:49:23	278.7230	55.8800	12.9720		278.7230	0.0810	-0.0810		
2/25/2002	14:50:23	279.7230	55.8800	12.9720		279.7230	0.0810	-0.0810		
2/25/2002	14:51:23	280.7230	55.8800	12.9700		280.7230	0.0790	-0.0790		
2/25/2002	14:52:23	281.7230	55.8800	12.9720		281.7230	0.0810	-0.0810		
2/25/2002	14:53:23	282.7230	55.8800	12.9700		282.7230	0.0790	-0.0790		
2/25/2002	14:54:23	283.7230	55.8800	12.9670		283.7230	0.0760	-0.0760		
2/25/2002	14:55:23	284.7230	55.8800	12.9720		284.7230	0.0810	-0.0810		
2/25/2002	14:56:23	285.7230	55.8800	12.9670		285.7230	0.0760	-0.0760		
2/25/2002	14:57:23	286.7230	55.8800	12.9670		286.7230	0.0760	-0.0760		
2/25/2002	14:58:23	287.7230	55.8800	12.9650		287.7230	0.0740	-0.0740		
2/25/2002	14:59:23	288.7230	55.8800	12.9670		288.7230	0.0760	-0.0760		
2/25/2002	15:00:23	289.7230	55.8800	12.9670		289.7230	0.0760	-0.0760		
2/25/2002	15:01:23	290.7230	55.8800	12.9630		290.7230	0.0720	-0.0720		
2/25/2002	15:02:23	291.7230	55.8800	12.9630		291.7230	0.0720	-0.0720		
2/25/2002	15:03:23	292.7230	55.8800	12.9630		292.7230	0.0720	-0.0720		
2/25/2002	15:04:23	293.7230	55.8800	12.9630		293.7230	0.0720	-0.0720		
2/25/2002	15:05:23	294.7230	55.8800	12.9630		294.7230	0.0720	-0.0720		
2/25/2002	15:06:23	295.7230	55.8800	12.9600		295.7230	0.0690	-0.0690		
2/25/2002	15:07:23	296.7230	55.8800	12.9580		296.7230	0.0670	-0.0670		
2/25/2002	15:08:23	297.7230	55.8800	12.9580		297.7230	0.0670	-0.0670		
2/25/2002	15:09:23	298.7230	55.8800	12.9580		298.7230	0.0670	-0.0670		
2/25/2002	15:10:23	299.7230	55.8800	12.9580		299.7230	0.0670	-0.0670		
2/25/2002	15:11:23	300.7230	55.8800	12.9600		300.7230	0.0690	-0.0690		
2/25/2002	15:12:23	301.7230	55.8800	12.9580		301.7230	0.0670	-0.0670		
2/25/2002	15:13:23	302.7230	55.8800	12.9580		302.7230	0.0670	-0.0670		
2/25/2002	15:14:23	303.7230	55.8800	12.9560		303.7230	0.0650	-0.0650		
2/25/2002	15:15:23	304.7230	55.8800	12.9540		304.7230	0.0630	-0.0630		
2/25/2002	15:16:23	305.7230	55.8800	12.9560		305.7230	0.0650	-0.0650		
2/25/2002	15:17:23	306.7230	55.8800	12.9560		306.7230	0.0650	-0.0650		
2/25/2002	15:18:23	307.7230	55.8800	12.9540		307.7230	0.0630	-0.0630		
2/25/2002	15:19:23	308.7230	55.8800	12.9540		308.7230	0.0630	-0.0630		
2/25/2002	15:20:23	309.7230	55.8800	12.9510		309.7230	0.0600	-0.0600		
2/25/2002	15:21:23	310.7230	55.8800	12.9540		310.7230	0.0630	-0.0630		
2/25/2002	15:22:23	311.7230	55.8800	12.9540		311.7230	0.0630	-0.0630		
2/25/2002	15:23:23	312.7230	55.8800	12.9490		312.7230	0.0580	-0.0580		
2/25/2002	15:24:23	313.7230	55.8800	12.9490		313.7230	0.0580	-0.0580		
2/25/2002	15:25:23	314.7230	55.8800	12.9490		314.7230	0.0580	-0.0580		
2/25/2002	15:26:23	315.7230	55.8800	12.9490		315.7230	0.0580	-0.0580		

2/25/2002	15:27:23	316.7230	55.8800	12.9470		316.7230	0.0560	-0.0560		
2/25/2002	15:28:23	317.7230	55.8800	12.9470		317.7230	0.0560	-0.0560		
2/25/2002	15:29:23	318.7230	55.8800	12.9440		318.7230	0.0530	-0.0530		
2/25/2002	15:30:23	319.7230	55.8800	12.9470		319.7230	0.0560	-0.0560		
2/25/2002	15:31:23	320.7230	55.8800	12.9470		320.7230	0.0560	-0.0560		
2/25/2002	15:32:23	321.7230	55.8800	12.9440		321.7230	0.0530	-0.0530		
2/25/2002	15:33:23	322.7230	55.8800	12.9420		322.7230	0.0510	-0.0510		
2/25/2002	15:34:23	323.7230	55.8800	12.9420		323.7230	0.0510	-0.0510		
2/25/2002	15:35:23	324.7230	55.8800	12.9420		324.7230	0.0510	-0.0510		
2/25/2002	15:36:23	325.7230	55.8800	12.9400		325.7230	0.0490	-0.0490		
2/25/2002	15:37:23	326.7230	55.8800	12.9420		326.7230	0.0510	-0.0510		
2/25/2002	15:38:23	327.7230	55.8800	12.9330		327.7230	0.0420	-0.0420		
2/25/2002	15:39:23	328.7230	55.8800	12.9400		328.7230	0.0490	-0.0490		
2/25/2002	15:40:23	329.7230	55.8800	12.9400		329.7230	0.0490	-0.0490		
2/25/2002	15:41:23	330.7230	55.8800	12.9400		330.7230	0.0490	-0.0490		
2/25/2002	15:42:23	331.7230	55.8800	12.9420		331.7230	0.0510	-0.0510		
2/25/2002	15:43:23	332.7230	55.8800	12.9370		332.7230	0.0460	-0.0460		
2/25/2002	15:44:23	333.7230	55.8800	12.9330		333.7230	0.0420	-0.0420		
2/25/2002	15:45:23	334.7230	55.8800	12.9330		334.7230	0.0420	-0.0420		
2/25/2002	15:46:23	335.7230	55.8800	12.9350		335.7230	0.0440	-0.0440		
2/25/2002	15:47:23	336.7230	55.8800	12.9350		336.7230	0.0440	-0.0440		
2/25/2002	15:48:23	337.7230	55.8800	12.9330		337.7230	0.0420	-0.0420		
2/25/2002	15:49:23	338.7230	55.8800	12.9350		338.7230	0.0440	-0.0440		
2/25/2002	15:50:23	339.7230	55.8800	12.9280		339.7230	0.0370	-0.0370		
2/25/2002	15:51:23	340.7230	55.8800	12.9300		340.7230	0.0390	-0.0390		
2/25/2002	15:52:23	341.7230	55.8800	12.9300		341.7230	0.0390	-0.0390		
2/25/2002	15:53:23	342.7230	55.8800	12.9280		342.7230	0.0370	-0.0370		
2/25/2002	15:54:23	343.7230	55.8800	12.9300		343.7230	0.0390	-0.0390		
2/25/2002	15:55:23	344.7230	55.8800	12.9300		344.7230	0.0390	-0.0390		
2/25/2002	15:56:23	345.7230	55.8800	12.9260		345.7230	0.0350	-0.0350		
2/25/2002	15:57:23	346.7230	55.8800	12.9260		346.7230	0.0350	-0.0350		
2/25/2002	15:58:23	347.7230	55.8800	12.9260		347.7230	0.0350	-0.0350		
2/25/2002	15:59:23	348.7230	55.8800	12.9260		348.7230	0.0350	-0.0350		
2/25/2002	16:00:23	349.7230	55.8800	12.9260		349.7230	0.0350	-0.0350		
2/25/2002	16:01:23	350.7230	55.8800	12.9260		350.7230	0.0350	-0.0350		
2/25/2002	16:02:23	351.7230	55.8800	12.9260		351.7230	0.0350	-0.0350		
2/25/2002	16:03:23	352.7230	55.8800	12.9240		352.7230	0.0330	-0.0330		
2/25/2002	16:04:23	353.7230	55.8800	12.9260		353.7230	0.0350	-0.0350		
2/25/2002	16:05:23	354.7230	55.8800	12.9210		354.7230	0.0300	-0.0300		
2/25/2002	16:06:23	355.7230	55.8800	12.9240		355.7230	0.0330	-0.0330		
2/25/2002	16:07:23	356.7230	55.8800	12.9210		356.7230	0.0300	-0.0300		
2/25/2002	16:08:23	357.7230	55.8800	12.9210		357.7230	0.0300	-0.0300		
2/25/2002	16:09:23	358.7230	55.8800	12.9210		358.7230	0.0300	-0.0300		
2/25/2002	16:10:23	359.7230	55.8800	12.9210		359.7230	0.0300	-0.0300		
2/25/2002	16:11:23	360.7230	55.8800	12.9190		360.7230	0.0280	-0.0280		
2/25/2002	16:12:23	361.7230	55.8800	12.9170		361.7230	0.0260	-0.0260		
2/25/2002	16:13:23	362.7230	55.8800	12.9190		362.7230	0.0280	-0.0280		
2/25/2002	16:14:23	363.7230	55.8800	12.9170		363.7230	0.0260	-0.0260		
2/25/2002	16:15:23	364.7230	55.8800	12.9140		364.7230	0.0230	-0.0230		
2/25/2002	16:16:23	365.7230	55.8800	12.9140		365.7230	0.0230	-0.0230		
2/25/2002	16:17:23	366.7230	55.8800	12.9140		366.7230	0.0230	-0.0230		
2/25/2002	16:18:23	367.7230	55.8800	12.9170		367.7230	0.0260	-0.0260		
2/25/2002	16:19:23	368.7230	55.8800	12.9170		368.7230	0.0260	-0.0260		
2/25/2002	16:20:23	369.7230	55.8800	12.9170		369.7230	0.0260	-0.0260		
2/25/2002	16:21:23	370.7230	55.8800	12.9100		370.7230	0.0190	-0.0190		
2/25/2002	16:22:23	371.7230	55.8800	12.9100		371.7230	0.0190	-0.0190		
2/25/2002	16:23:23	372.7230	55.8800	12.9100		372.7230	0.0190	-0.0190		
2/25/2002	16:24:23	373.7230	55.8800	12.9100		373.7230	0.0190	-0.0190		
2/25/2002	16:25:23	374.7230	55.8800	12.9120		374.7230	0.0210	-0.0210		
2/25/2002	16:26:23	375.7230	55.8800	12.9120		375.7230	0.0210	-0.0210		

2/25/2002	16:27:23	376.7230	55.8800	12.9100		376.7230	0.0190	-0.0190		
2/25/2002	16:28:23	377.7230	55.8800	12.9100		377.7230	0.0190	-0.0190		
2/25/2002	16:29:23	378.7230	55.8800	12.9100		378.7230	0.0190	-0.0190		
2/25/2002	16:30:23	379.7230	55.8800	12.9070		379.7230	0.0160	-0.0160		
2/25/2002	16:31:23	380.7230	55.8800	12.9070		380.7230	0.0160	-0.0160		
2/25/2002	16:32:23	381.7230	55.8800	12.9050		381.7230	0.0140	-0.0140		
2/25/2002	16:33:23	382.7230	55.8800	12.9070		382.7230	0.0160	-0.0160		
2/25/2002	16:34:23	383.7230	55.8800	12.9050		383.7230	0.0140	-0.0140		
2/25/2002	16:35:23	384.7230	55.8800	12.9050		384.7230	0.0140	-0.0140		
2/25/2002	16:36:23	385.7230	55.8800	12.9050		385.7230	0.0140	-0.0140		
2/25/2002	16:37:23	386.7230	55.8800	12.9030		386.7230	0.0120	-0.0120		
2/25/2002	16:38:23	387.7230	55.8800	12.9000		387.7230	0.0090	-0.0090		
2/25/2002	16:39:23	388.7230	55.8800	12.9050		388.7230	0.0140	-0.0140		
2/25/2002	16:40:23	389.7230	55.8800	12.9000		389.7230	0.0090	-0.0090		
2/25/2002	16:41:23	390.7230	55.8800	12.9030		390.7230	0.0120	-0.0120		
2/25/2002	16:42:23	391.7230	55.8800	12.9000		391.7230	0.0090	-0.0090		
2/25/2002	16:43:23	392.7230	55.8800	12.9000		392.7230	0.0090	-0.0090		
2/25/2002	16:44:23	393.7230	55.8800	12.9000		393.7230	0.0090	-0.0090		
2/25/2002	16:45:23	394.7230	55.8800	12.8980		394.7230	0.0070	-0.0070		
2/25/2002	16:46:23	395.7230	55.8800	12.8980		395.7230	0.0070	-0.0070		
2/25/2002	16:47:23	396.7230	55.8800	12.8980		396.7230	0.0070	-0.0070		
2/25/2002	16:48:23	397.7230	55.8800	12.9000		397.7230	0.0090	-0.0090		
2/25/2002	16:49:23	398.7230	55.8800	12.9000		398.7230	0.0090	-0.0090		
2/25/2002	16:50:23	399.7230	55.8800	12.8980		399.7230	0.0070	-0.0070		
2/25/2002	16:51:23	400.7230	55.8800	12.8960		400.7230	0.0050	-0.0050		
2/25/2002	16:52:23	401.7230	55.8800	12.8960		401.7230	0.0050	-0.0050		
2/25/2002	16:53:23	402.7230	55.8800	12.8940		402.7230	0.0030	-0.0030		
2/25/2002	16:54:23	403.7230	55.8800	12.8940		403.7230	0.0030	-0.0030		
2/25/2002	16:55:23	404.7230	55.8800	12.8940		404.7230	0.0030	-0.0030		
2/25/2002	16:56:23	405.7230	55.8800	12.8940		405.7230	0.0030	-0.0030		
2/25/2002	16:57:23	406.7230	55.8800	12.8940		406.7230	0.0030	-0.0030		
2/25/2002	16:58:23	407.7230	55.8800	12.8910		407.7230	0.0000	0.0000		
2/25/2002	16:59:23	408.7230	55.8800	12.8940		408.7230	0.0030	-0.0030		
2/25/2002	17:00:23	409.7230	55.8800	12.8910		409.7230	0.0000	0.0000		
2/25/2002	17:01:23	410.7230	55.8800	12.8910		410.7230	0.0000	0.0000		
2/25/2002	17:02:23	411.7230	55.8800	12.8910		411.7230	0.0000	0.0000		
2/25/2002	17:03:23	412.7230	55.8800	12.8890		412.7230	-0.0020	0.0020		
2/25/2002	17:04:23	413.7230	55.8800	12.8910		413.7230	0.0000	0.0000		
2/25/2002	17:05:23	414.7230	55.8800	12.8890		414.7230	-0.0020	0.0020		
2/25/2002	17:06:23	415.7230	55.8800	12.8890		415.7230	-0.0020	0.0020		
2/25/2002	17:07:23	416.7230	55.8800	12.8870		416.7230	-0.0040	0.0040		
2/25/2002	17:08:23	417.7230	55.8800	12.8890		417.7230	-0.0020	0.0020		
2/25/2002	17:09:23	418.7230	55.8800	12.8890		418.7230	-0.0020	0.0020		
2/25/2002	17:10:23	419.7230	55.8800	12.8890		419.7230	-0.0020	0.0020		
2/25/2002	17:11:23	420.7230	55.8800	12.8890		420.7230	-0.0020	0.0020		
2/25/2002	17:12:23	421.7230	55.8800	12.8910		421.7230	0.0000	0.0000		

IN_SITU INC.	Troll	
Report generated:	4/5/2003	11:52:22
Report from file:		
DataMgr Version	2.12	
Serial number:	11286	
Firmware Version	6.24	
Unit name:	SP4000	
Test name:		LL3mw236 slugout
Test defined on:	9/28/2001	9:32:15
Test started on:	9/28/2001	9:32:35
Test stopped on:	9/28/2001	11:03:18
Test extracted on:	9/28/2001	11:03:23
Data gathered using Logarithmic testing		
Maximum time between data points:	5.0000	Minutes.
Number of data samples:	139	
TOTAL DATA SAMPLES		
	139	
Channel number [1]		
Measurement type:	Temperature	
Channel name:	OnBoard Temp	
Channel number [2]		
Measurement type:	Pressure/Level	
Channel name:	OnBoard Pressure	
Sensor Range:	15 PSI.	
Specific gravity:	1	
Mode:	TOC	
User-defined reference:	7.88	Feet H2O
Referenced on:	channel definition.	
Pressure head at reference:	11.383	Feet H2O

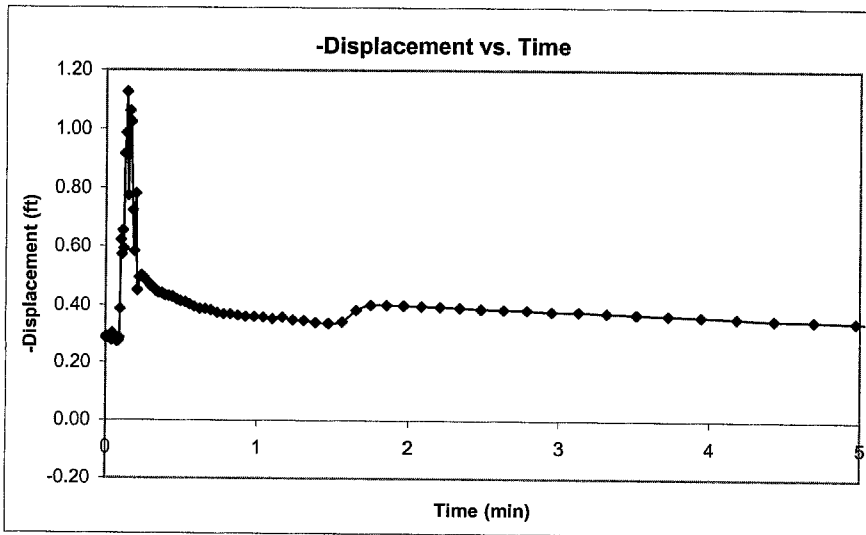
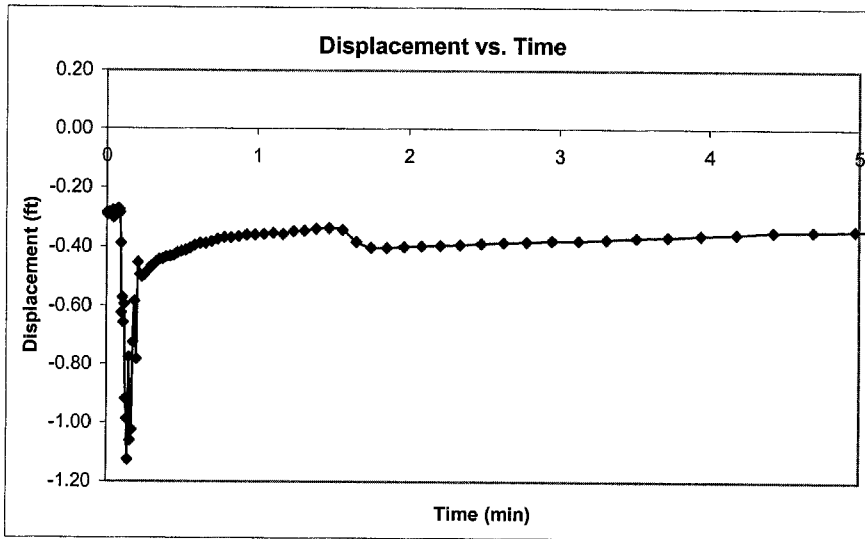
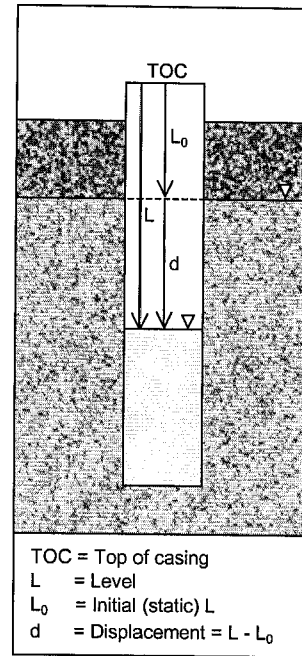
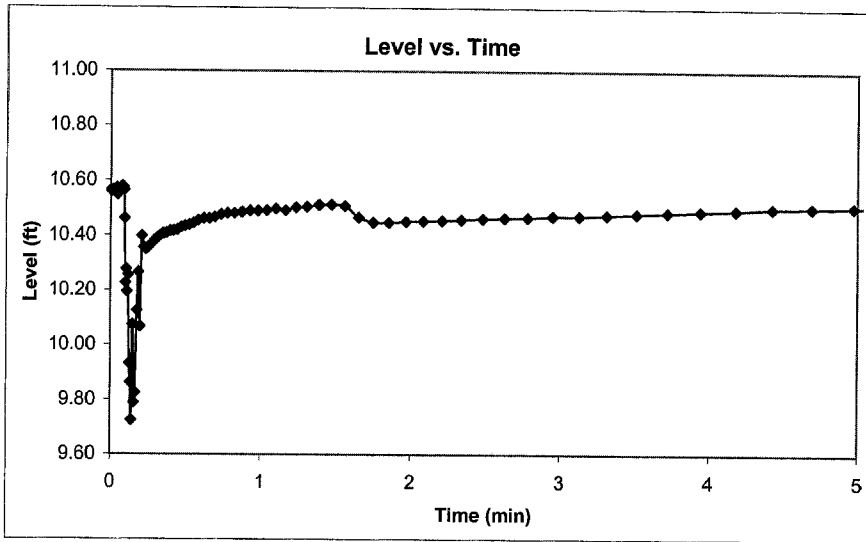


LL3MO236					AqtwSolv	Final	Point	Point	Check
					Max	Chan[2]	ET	Chan[2]	
					(min)	Feet H2O	(min)	Feet H2O	
					89.0463	15.0630	5.0000	15.1550	Rise
						Rise	Fall		
				L		d	-d		
			Chan[1]	Chan[2]		Chan[2]	Chan[2]		
Date	Time	ET (min)	Fahrenheit	Feet H2O	ET (min)	Feet H2O	Feet H2O		
-----	-----	-----	-----	-----	-----	-----	-----		
9/28/2001	9:32:35	0.0000	52.0900	16.0180	0.0000	0.9550	-0.9550		
9/28/2001	9:32:35	0.0050	52.1200	15.5490	0.0050	0.4860	-0.4860		
9/28/2001	9:32:35	0.0100	52.1200	15.7590	0.0100	0.6960	-0.6960		
9/28/2001	9:32:35	0.0150	52.1200	15.6970	0.0150	0.6340	-0.6340		
9/28/2001	9:32:36	0.0200	52.1300	15.6420	0.0200	0.5790	-0.5790		
9/28/2001	9:32:36	0.0250	52.1400	15.6620	0.0250	0.5990	-0.5990		
9/28/2001	9:32:36	0.0300	52.1400	15.6140	0.0300	0.5510	-0.5510		
9/28/2001	9:32:37	0.0350	52.1400	15.6140	0.0350	0.5510	-0.5510		
9/28/2001	9:32:37	0.0400	52.1500	15.5910	0.0400	0.5280	-0.5280		
9/28/2001	9:32:37	0.0450	52.1500	15.5660	0.0450	0.5030	-0.5030		
9/28/2001	9:32:38	0.0500	52.1600	15.5590	0.0500	0.4960	-0.4960		
9/28/2001	9:32:38	0.0550	52.1700	15.5310	0.0550	0.4680	-0.4680		
9/28/2001	9:32:38	0.0600	52.1700	15.5190	0.0600	0.4560	-0.4560		
9/28/2001	9:32:38	0.0650	52.1800	15.5010	0.0650	0.4380	-0.4380		
9/28/2001	9:32:39	0.0700	52.1800	15.4870	0.0700	0.4240	-0.4240		
9/28/2001	9:32:39	0.0750	52.1800	15.4760	0.0750	0.4130	-0.4130		
9/28/2001	9:32:39	0.0800	52.1800	15.4590	0.0800	0.3960	-0.3960		
9/28/2001	9:32:40	0.0850	52.1900	15.4460	0.0850	0.3830	-0.3830		
9/28/2001	9:32:40	0.0900	52.2000	15.4340	0.0900	0.3710	-0.3710		
9/28/2001	9:32:40	0.0950	52.2000	15.4200	0.0950	0.3570	-0.3570		
9/28/2001	9:32:41	0.1000	52.2100	15.4230	0.1000	0.3600	-0.3600		
9/28/2001	9:32:41	0.1058	52.2100	15.3970	0.1058	0.3340	-0.3340		
9/28/2001	9:32:41	0.1120	52.2200	15.3990	0.1120	0.3360	-0.3360		
9/28/2001	9:32:42	0.1185	52.2200	15.3600	0.1185	0.2970	-0.2970		
9/28/2001	9:32:42	0.1255	52.2200	15.3810	0.1255	0.3180	-0.3180		
9/28/2001	9:32:42	0.1328	52.2200	15.3580	0.1328	0.2950	-0.2950		
9/28/2001	9:32:43	0.1407	52.2400	15.3390	0.1407	0.2760	-0.2760		
9/28/2001	9:32:43	0.1490	52.2500	15.3350	0.1490	0.2720	-0.2720		
9/28/2001	9:32:44	0.1578	52.2600	15.3280	0.1578	0.2650	-0.2650		
9/28/2001	9:32:45	0.1672	52.2600	15.3190	0.1672	0.2560	-0.2560		
9/28/2001	9:32:45	0.1770	52.2700	15.3050	0.1770	0.2420	-0.2420		
9/28/2001	9:32:46	0.1875	52.2700	15.3000	0.1875	0.2370	-0.2370		
9/28/2001	9:32:46	0.1985	52.2700	15.2860	0.1985	0.2230	-0.2230		
9/28/2001	9:32:47	0.2102	52.2800	15.2840	0.2102	0.2210	-0.2210		
9/28/2001	9:32:48	0.2227	52.2800	15.2700	0.2227	0.2070	-0.2070		
9/28/2001	9:32:49	0.2358	52.2800	15.2660	0.2358	0.2030	-0.2030		
9/28/2001	9:32:49	0.2498	52.2900	15.2560	0.2498	0.1930	-0.1930		
9/28/2001	9:32:50	0.2647	52.2900	15.2450	0.2647	0.1820	-0.1820		
9/28/2001	9:32:51	0.2803	52.2900	15.2430	0.2803	0.1800	-0.1800		
9/28/2001	9:32:52	0.2970	52.2900	15.2380	0.2970	0.1750	-0.1750		
9/28/2001	9:32:53	0.3147	52.2900	15.2310	0.3147	0.1680	-0.1680		
9/28/2001	9:32:55	0.3333	52.2900	15.2310	0.3333	0.1680	-0.1680		
9/28/2001	9:32:56	0.3532	52.3000	15.2310	0.3532	0.1680	-0.1680		
9/28/2001	9:32:57	0.3742	52.3000	15.2290	0.3742	0.1660	-0.1660		
9/28/2001	9:32:58	0.3963	52.3000	15.2200	0.3963	0.1570	-0.1570		
9/28/2001	9:33:00	0.4198	52.3000	15.2170	0.4198	0.1540	-0.1540		
9/28/2001	9:33:01	0.4447	52.3000	15.2200	0.4447	0.1570	-0.1570		
9/28/2001	9:33:03	0.4697	52.3000	15.2150	0.4697	0.1520	-0.1520		
9/28/2001	9:33:04	0.4963	52.3000	15.1690	0.4963	0.1060	-0.1060		

9/28/2001	9:33:06	0.5247	52.3000	15.2060		0.5247	0.1430	-0.1430		
9/28/2001	9:33:08	0.5547	52.3100	15.2030		0.5547	0.1400	-0.1400		
9/28/2001	9:33:10	0.5863	52.3000	15.2030		0.5863	0.1400	-0.1400		
9/28/2001	9:33:12	0.6213	52.3100	15.1990		0.6213	0.1360	-0.1360		
9/28/2001	9:33:14	0.6580	52.3000	15.1960		0.6580	0.1330	-0.1330		
9/28/2001	9:33:16	0.6963	52.3000	15.1940		0.6963	0.1310	-0.1310		
9/28/2001	9:33:19	0.7380	52.3000	15.1920		0.7380	0.1290	-0.1290		
9/28/2001	9:33:21	0.7813	52.3000	15.1900		0.7813	0.1270	-0.1270		
9/28/2001	9:33:24	0.8280	52.3000	15.1900		0.8280	0.1270	-0.1270		
9/28/2001	9:33:27	0.8763	52.2900	15.1870		0.8763	0.1240	-0.1240		
9/28/2001	9:33:30	0.9280	52.3000	15.1850		0.9280	0.1220	-0.1220		
9/28/2001	9:33:33	0.9830	52.2900	15.1850		0.9830	0.1220	-0.1220		
9/28/2001	9:33:37	1.0413	52.2900	15.1830		1.0413	0.1200	-0.1200		
9/28/2001	9:33:41	1.1030	52.3000	15.1800		1.1030	0.1170	-0.1170		
9/28/2001	9:33:45	1.1680	52.2800	15.1800		1.1680	0.1170	-0.1170		
9/28/2001	9:33:49	1.2380	52.3700	15.1800		1.2380	0.1170	-0.1170		
9/28/2001	9:33:53	1.3113	52.3900	15.1780		1.3113	0.1150	-0.1150		
9/28/2001	9:33:58	1.3897	52.4300	15.1780		1.3897	0.1150	-0.1150		
9/28/2001	9:34:03	1.4730	52.4700	15.1800		1.4730	0.1170	-0.1170		
9/28/2001	9:34:08	1.5613	52.5400	15.1760		1.5613	0.1130	-0.1130		
9/28/2001	9:34:14	1.6547	52.5500	15.1730		1.6547	0.1100	-0.1100		
9/28/2001	9:34:20	1.7530	52.5100	15.1710		1.7530	0.1080	-0.1080		
9/28/2001	9:34:26	1.8580	52.5000	15.1710		1.8580	0.1080	-0.1080		
9/28/2001	9:34:33	1.9680	52.4700	15.1690		1.9680	0.1060	-0.1060		
9/28/2001	9:34:40	2.0847	52.4600	15.1690		2.0847	0.1060	-0.1060		
9/28/2001	9:34:47	2.2097	52.4400	15.1660		2.2097	0.1030	-0.1030		
9/28/2001	9:34:55	2.3413	52.4300	15.1660		2.3413	0.1030	-0.1030		
9/28/2001	9:35:03	2.4813	52.4200	15.1640		2.4813	0.1010	-0.1010		
9/28/2001	9:35:12	2.6297	52.4000	15.1640		2.6297	0.1010	-0.1010		
9/28/2001	9:35:22	2.7863	52.4000	15.1640		2.7863	0.1010	-0.1010		
9/28/2001	9:35:32	2.9530	52.3800	15.1600		2.9530	0.0970	-0.0970		
9/28/2001	9:35:42	3.1297	52.4200	15.1620		3.1297	0.0990	-0.0990		
9/28/2001	9:35:53	3.3163	52.4200	15.1570		3.3163	0.0940	-0.0940		
9/28/2001	9:36:05	3.5147	52.4100	15.1600		3.5147	0.0970	-0.0970		
9/28/2001	9:36:18	3.7247	52.4100	15.1570		3.7247	0.0940	-0.0940		
9/28/2001	9:36:31	3.9463	52.5200	15.1600		3.9463	0.0970	-0.0970		
9/28/2001	9:36:45	4.1813	52.5600	15.1570		4.1813	0.0940	-0.0940		
9/28/2001	9:37:00	4.4297	52.5200	15.1550		4.4297	0.0920	-0.0920		
9/28/2001	9:37:16	4.6930	52.4900	15.1550		4.6930	0.0920	-0.0920		
9/28/2001	9:37:33	4.9730	52.4600	15.1550		4.9730	0.0920	-0.0920		
9/28/2001	9:37:51	5.2697	52.4400	15.1530		5.2697	0.0900	-0.0900		
9/28/2001	9:38:09	5.5830	52.4100	15.1530		5.5830	0.0900	-0.0900		
9/28/2001	9:38:29	5.9147	52.4000	15.1500		5.9147	0.0870	-0.0870		
9/28/2001	9:38:50	6.2663	52.3800	15.1500		6.2663	0.0870	-0.0870		
9/28/2001	9:39:13	6.6397	52.3700	15.1480		6.6397	0.0850	-0.0850		
9/28/2001	9:39:37	7.0347	52.3300	15.1460		7.0347	0.0830	-0.0830		
9/28/2001	9:40:02	7.4530	52.3100	15.1460		7.4530	0.0830	-0.0830		
9/28/2001	9:40:28	7.8963	52.2900	15.1430		7.8963	0.0800	-0.0800		
9/28/2001	9:40:56	8.3663	52.2700	15.1430		8.3663	0.0800	-0.0800		
9/28/2001	9:41:26	8.8647	52.2500	15.1410		8.8647	0.0780	-0.0780		
9/28/2001	9:41:58	9.3913	52.2200	15.1410		9.3913	0.0780	-0.0780		
9/28/2001	9:42:31	9.9497	52.2400	15.1390		9.9497	0.0760	-0.0760		
9/28/2001	9:43:07	10.5413	52.4000	15.1410		10.5413	0.0780	-0.0780		
9/28/2001	9:43:45	11.1680	52.3000	15.1360		11.1680	0.0730	-0.0730		
9/28/2001	9:44:24	11.8313	52.2900	15.1360		11.8313	0.0730	-0.0730		
9/28/2001	9:45:07	12.5347	52.2500	15.1340		12.5347	0.0710	-0.0710		
9/28/2001	9:45:51	13.2797	52.2000	15.1340		13.2797	0.0710	-0.0710		
9/28/2001	9:46:39	14.0697	52.1700	15.1320		14.0697	0.0690	-0.0690		
9/28/2001	9:47:29	14.9063	52.1500	15.1300		14.9063	0.0670	-0.0670		
9/28/2001	9:48:22	15.7913	52.1200	15.1300		15.7913	0.0670	-0.0670		

9/28/2001	9:49:18	16.7297	52.0900	15.1270		16.7297	0.0640	-0.0640		
9/28/2001	9:50:18	17.7230	52.1000	15.1270		17.7230	0.0640	-0.0640		
9/28/2001	9:51:21	18.7763	52.0600	15.1250		18.7763	0.0620	-0.0620		
9/28/2001	9:52:28	19.8913	52.0400	15.1250		19.8913	0.0620	-0.0620		
9/28/2001	9:53:39	21.0730	52.0100	15.1230		21.0730	0.0600	-0.0600		
9/28/2001	9:54:54	22.3247	52.0000	15.1200		22.3247	0.0570	-0.0570		
9/28/2001	9:56:13	23.6497	51.9700	15.1180		23.6497	0.0550	-0.0550		
9/28/2001	9:57:38	25.0547	51.9500	15.1160		25.0547	0.0530	-0.0530		
9/28/2001	9:59:07	26.5430	51.9600	15.1160		26.5430	0.0530	-0.0530		
9/28/2001	10:00:42	28.1180	51.9500	15.1110		28.1180	0.0480	-0.0480		
9/28/2001	10:02:22	29.7863	51.9400	15.1110		29.7863	0.0480	-0.0480		
9/28/2001	10:04:08	31.5547	51.9300	15.1090		31.5547	0.0460	-0.0460		
9/28/2001	10:06:00	33.4280	51.9100	15.1060		33.4280	0.0430	-0.0430		
9/28/2001	10:07:59	35.4113	52.0800	15.1040		35.4113	0.0410	-0.0410		
9/28/2001	10:10:05	37.5130	52.0100	15.1020		37.5130	0.0390	-0.0390		
9/28/2001	10:12:19	39.7397	51.9700	15.1000		39.7397	0.0370	-0.0370		
9/28/2001	10:14:40	42.0980	51.9500	15.0970		42.0980	0.0340	-0.0340		
9/28/2001	10:17:10	44.5963	51.9300	15.0950		44.5963	0.0320	-0.0320		
9/28/2001	10:19:49	47.2430	51.9100	15.0950		47.2430	0.0320	-0.0320		
9/28/2001	10:22:37	50.0463	51.9000	15.0900		50.0463	0.0270	-0.0270		
9/28/2001	10:25:35	53.0147	51.8900	15.0880		53.0147	0.0250	-0.0250		
9/28/2001	10:28:44	56.1597	51.8900	15.0860		56.1597	0.0230	-0.0230		
9/28/2001	10:32:04	59.4913	51.9000	15.0810		59.4913	0.0180	-0.0180		
9/28/2001	10:35:36	63.0197	51.8900	15.0790		63.0197	0.0160	-0.0160		
9/28/2001	10:39:20	66.7580	52.0500	15.0770		66.7580	0.0140	-0.0140		
9/28/2001	10:43:18	70.7180	52.0100	15.0740		70.7180	0.0110	-0.0110		
9/28/2001	10:47:29	74.9113	51.9600	15.0720		74.9113	0.0090	-0.0090		
9/28/2001	10:51:56	79.3547	51.9500	15.0700		79.3547	0.0070	-0.0070		
9/28/2001	10:56:38	84.0613	51.9300	15.0650		84.0613	0.0020	-0.0020		
9/28/2001	11:01:37	89.0463	51.9600	15.0630		89.0463	0.0000	0.0000		

IN_SITU INC.	Troll	
Report generated:	4/5/2003	11:48:09
Report from file:		
DataMgr Version	2.12	
Serial number:	11282	
Firmware Version	6.24	
Unit name:	SP4000	
Test name:		LL3mw237 slug in
Test defined on:	1/22/2002	10:21:10
Test started on:	1/22/2002	10:21:57
Test stopped on:	1/22/2002	12:19:12
Test extracted on:	1/22/2002	12:19:18
Data gathered using Logarithmic testing		
Maximum time between data points:	1.0000	Minutes.
Number of data samples:	210	
TOTAL DATA SAMPLES	210	
Channel number [2]		
Measurement type:	Pressure/Level	
Channel name:	OnBoard Pressure	
Sensor Range:	15 PSI.	
Specific gravity:	1	
Mode:	TOC	
User-defined reference:	6.6	Feet H2O
Referenced on:	channel definition.	
Pressure head at reference:	11.622	Feet H2O



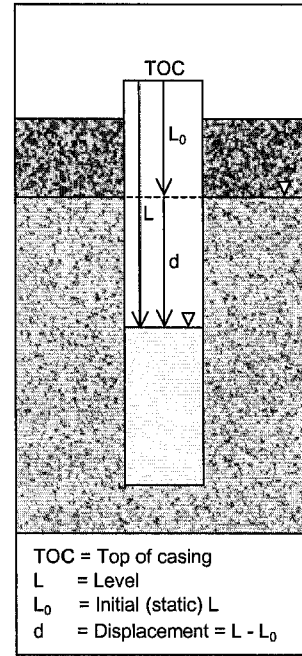
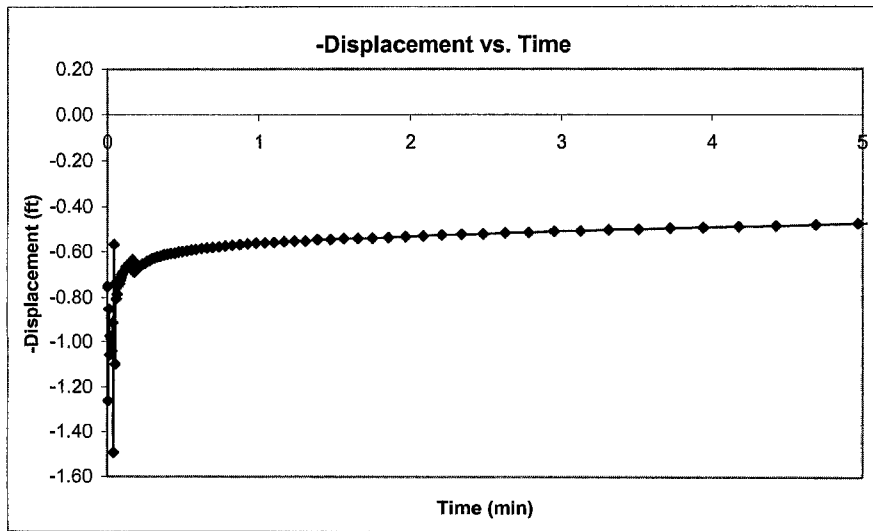
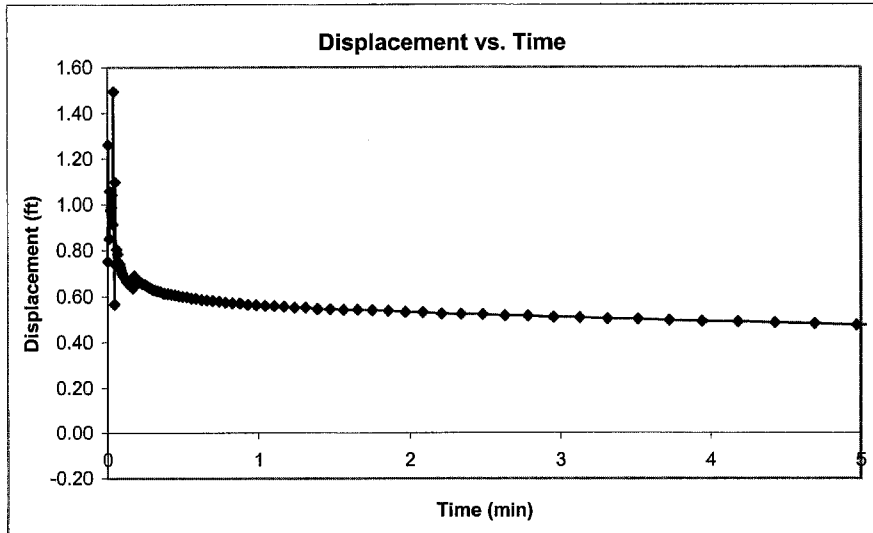
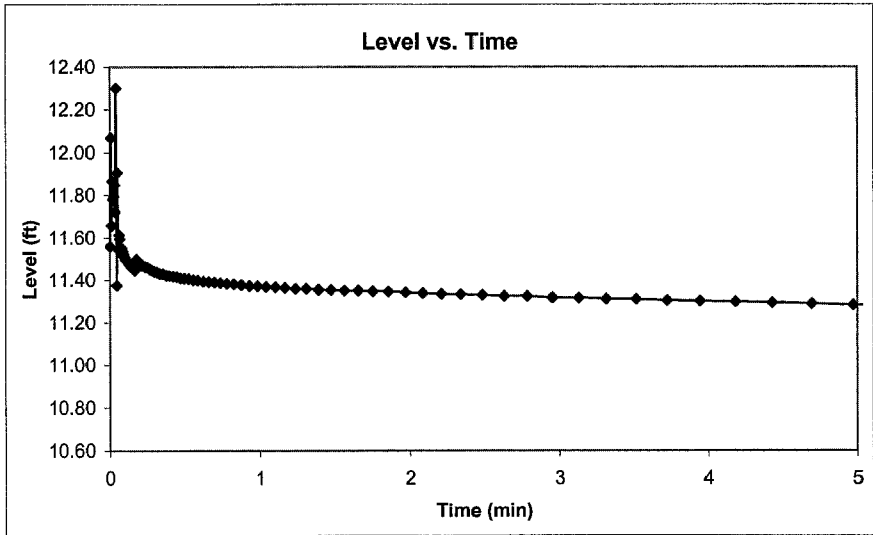
LL3MI237					AqtwSolv	Max	Final	Point	Point	Check
					ET	Chan[2]	ET	Chan[2]		
					(min)	Feet H2O	(min)	Feet H2O		
					116.7230	10.8500	5.0000	10.5080		Fall
						Rise	Fall			
						d	-d			
					Chan[1]	Chan[2]	Chan[2]	Chan[2]		
Date	Time	ET (min)	Fahrenheit	Feet H2O	ET (min)	Feet H2O	Feet H2O			
1/22/2002	10:21:57	0.0000	55.9800	10.5640	0.0000	-0.2860	0.2860			
1/22/2002	10:21:57	0.0050	55.9800	10.5590	0.0050	-0.2910	0.2910			
1/22/2002	10:21:57	0.0100	55.9900	10.5640	0.0100	-0.2860	0.2860			
1/22/2002	10:21:57	0.0150	56.0000	10.5620	0.0150	-0.2880	0.2880			
1/22/2002	10:21:58	0.0200	56.0000	10.5660	0.0200	-0.2840	0.2840			
1/22/2002	10:21:58	0.0250	56.0100	10.5640	0.0250	-0.2860	0.2860			
1/22/2002	10:21:58	0.0300	56.0100	10.5640	0.0300	-0.2860	0.2860			
1/22/2002	10:21:59	0.0350	56.0200	10.5640	0.0350	-0.2860	0.2860			
1/22/2002	10:21:59	0.0400	56.0200	10.5730	0.0400	-0.2770	0.2770			
1/22/2002	10:21:59	0.0450	56.0300	10.5480	0.0450	-0.3020	0.3020			
1/22/2002	10:22:00	0.0500	56.0300	10.5590	0.0500	-0.2910	0.2910			
1/22/2002	10:22:00	0.0550	56.0400	10.5680	0.0550	-0.2820	0.2820			
1/22/2002	10:22:00	0.0600	56.0600	10.5590	0.0600	-0.2910	0.2910			
1/22/2002	10:22:00	0.0650	56.0600	10.5620	0.0650	-0.2880	0.2880			
1/22/2002	10:22:01	0.0700	56.0700	10.5620	0.0700	-0.2880	0.2880			
1/22/2002	10:22:01	0.0750	56.0700	10.5780	0.0750	-0.2720	0.2720			
1/22/2002	10:22:01	0.0800	56.0800	10.5680	0.0800	-0.2820	0.2820			
1/22/2002	10:22:02	0.0850	56.0800	10.5750	0.0850	-0.2750	0.2750			
1/22/2002	10:22:02	0.0900	56.0800	10.5640	0.0900	-0.2860	0.2860			
1/22/2002	10:22:02	0.0950	56.0900	10.4620	0.0950	-0.3880	0.3880			
1/22/2002	10:22:03	0.1000	56.1000	10.2270	0.1000	-0.6230	0.6230			
1/22/2002	10:22:03	0.1058	56.1000	10.2780	0.1058	-0.5720	0.5720			
1/22/2002	10:22:03	0.1120	56.1000	10.1950	0.1120	-0.6550	0.6550			
1/22/2002	10:22:04	0.1185	56.1100	10.2570	0.1185	-0.5930	0.5930			
1/22/2002	10:22:04	0.1255	56.1100	9.9320	0.1255	-0.9180	0.9180			
1/22/2002	10:22:04	0.1328	56.1100	9.8630	0.1328	-0.9870	0.9870			
1/22/2002	10:22:05	0.1407	56.1200	9.7240	0.1407	-1.1260	1.1260			
1/22/2002	10:22:05	0.1490	56.1300	10.0750	0.1490	-0.7750	0.7750			
1/22/2002	10:22:06	0.1578	56.1300	9.7890	0.1578	-1.0610	1.0610			
1/22/2002	10:22:07	0.1672	56.1400	9.8260	0.1672	-1.0240	1.0240			
1/22/2002	10:22:07	0.1770	56.1600	10.1260	0.1770	-0.7240	0.7240			
1/22/2002	10:22:08	0.1875	56.1600	10.2660	0.1875	-0.5840	0.5840			
1/22/2002	10:22:08	0.1985	56.1600	10.0680	0.1985	-0.7820	0.7820			
1/22/2002	10:22:09	0.2102	56.1800	10.3980	0.2102	-0.4520	0.4520			
1/22/2002	10:22:10	0.2227	56.1800	10.3560	0.2227	-0.4940	0.4940			
1/22/2002	10:22:11	0.2358	56.1800	10.3490	0.2358	-0.5010	0.5010			
1/22/2002	10:22:11	0.2498	56.1900	10.3540	0.2498	-0.4960	0.4960			
1/22/2002	10:22:12	0.2647	56.1900	10.3650	0.2647	-0.4850	0.4850			
1/22/2002	10:22:13	0.2803	56.1900	10.3720	0.2803	-0.4780	0.4780			
1/22/2002	10:22:14	0.2970	56.2000	10.3840	0.2970	-0.4660	0.4660			
1/22/2002	10:22:15	0.3147	56.2000	10.3910	0.3147	-0.4590	0.4590			
1/22/2002	10:22:17	0.3333	56.2000	10.4000	0.3333	-0.4500	0.4500			
1/22/2002	10:22:18	0.3532	56.2000	10.4070	0.3532	-0.4430	0.4430			
1/22/2002	10:22:19	0.3742	56.2000	10.4090	0.3742	-0.4410	0.4410			
1/22/2002	10:22:20	0.3963	56.2000	10.4160	0.3963	-0.4340	0.4340			
1/22/2002	10:22:22	0.4198	56.2100	10.4180	0.4198	-0.4320	0.4320			
1/22/2002	10:22:23	0.4447	56.2100	10.4210	0.4447	-0.4290	0.4290			
1/22/2002	10:22:25	0.4697	56.2000	10.4300	0.4697	-0.4200	0.4200			
1/22/2002	10:22:26	0.4963	56.2000	10.4350	0.4963	-0.4150	0.4150			

1/22/2002	10:22:28	0.5247	56.2100	10.4390		0.5247	-0.4110	0.4110		
1/22/2002	10:22:30	0.5547	56.2100	10.4460		0.5547	-0.4040	0.4040		
1/22/2002	10:22:32	0.5863	56.2200	10.4550		0.5863	-0.3950	0.3950		
1/22/2002	10:22:34	0.6213	56.2100	10.4620		0.6213	-0.3880	0.3880		
1/22/2002	10:22:36	0.6580	56.2100	10.4620		0.6580	-0.3880	0.3880		
1/22/2002	10:22:38	0.6963	56.2100	10.4670		0.6963	-0.3830	0.3830		
1/22/2002	10:22:41	0.7380	56.2100	10.4760		0.7380	-0.3740	0.3740		
1/22/2002	10:22:43	0.7813	56.2100	10.4810		0.7813	-0.3690	0.3690		
1/22/2002	10:22:46	0.8280	56.2200	10.4810		0.8280	-0.3690	0.3690		
1/22/2002	10:22:49	0.8763	56.2100	10.4850		0.8763	-0.3650	0.3650		
1/22/2002	10:22:52	0.9280	56.2100	10.4900		0.9280	-0.3600	0.3600		
1/22/2002	10:22:55	0.9830	56.2100	10.4900		0.9830	-0.3600	0.3600		
1/22/2002	10:22:59	1.0413	56.2100	10.4920		1.0413	-0.3580	0.3580		
1/22/2002	10:23:03	1.1030	56.2000	10.4970		1.1030	-0.3530	0.3530		
1/22/2002	10:23:07	1.1680	56.2000	10.4920		1.1680	-0.3580	0.3580		
1/22/2002	10:23:11	1.2380	56.2000	10.5020		1.2380	-0.3480	0.3480		
1/22/2002	10:23:15	1.3113	56.2000	10.5040		1.3113	-0.3460	0.3460		
1/22/2002	10:23:20	1.3897	56.2000	10.5110		1.3897	-0.3390	0.3390		
1/22/2002	10:23:25	1.4730	56.2000	10.5130		1.4730	-0.3370	0.3370		
1/22/2002	10:23:30	1.5613	56.2000	10.5080		1.5613	-0.3420	0.3420		
1/22/2002	10:23:36	1.6547	56.2000	10.4670		1.6547	-0.3830	0.3830		
1/22/2002	10:23:42	1.7530	56.2000	10.4480		1.7530	-0.4020	0.4020		
1/22/2002	10:23:48	1.8580	56.2000	10.4480		1.8580	-0.4020	0.4020		
1/22/2002	10:23:55	1.9680	56.1900	10.4510		1.9680	-0.3990	0.3990		
1/22/2002	10:24:02	2.0847	56.1900	10.4530		2.0847	-0.3970	0.3970		
1/22/2002	10:24:09	2.2097	56.1900	10.4550		2.2097	-0.3950	0.3950		
1/22/2002	10:24:17	2.3413	56.1800	10.4580		2.3413	-0.3920	0.3920		
1/22/2002	10:24:25	2.4813	56.1800	10.4620		2.4813	-0.3880	0.3880		
1/22/2002	10:24:34	2.6297	56.1600	10.4650		2.6297	-0.3850	0.3850		
1/22/2002	10:24:44	2.7863	56.1600	10.4670		2.7863	-0.3830	0.3830		
1/22/2002	10:24:54	2.9530	56.1500	10.4720		2.9530	-0.3780	0.3780		
1/22/2002	10:25:04	3.1297	56.1500	10.4720		3.1297	-0.3780	0.3780		
1/22/2002	10:25:15	3.3163	56.1500	10.4760		3.3163	-0.3740	0.3740		
1/22/2002	10:25:27	3.5147	56.1400	10.4810		3.5147	-0.3690	0.3690		
1/22/2002	10:25:40	3.7247	56.1400	10.4850		3.7247	-0.3650	0.3650		
1/22/2002	10:25:53	3.9463	56.1300	10.4900		3.9463	-0.3600	0.3600		
1/22/2002	10:26:07	4.1813	56.1300	10.4950		4.1813	-0.3550	0.3550		
1/22/2002	10:26:22	4.4297	56.1100	10.5020		4.4297	-0.3480	0.3480		
1/22/2002	10:26:38	4.6930	56.1100	10.5040		4.6930	-0.3460	0.3460		
1/22/2002	10:26:55	4.9730	56.1000	10.5080		4.9730	-0.3420	0.3420		
1/22/2002	10:27:13	5.2697	56.0800	10.5130		5.2697	-0.3370	0.3370		
1/22/2002	10:27:31	5.5830	56.0800	10.5200		5.5830	-0.3300	0.3300		
1/22/2002	10:27:51	5.9147	56.0600	10.5270		5.9147	-0.3230	0.3230		
1/22/2002	10:28:12	6.2663	56.0400	10.5320		6.2663	-0.3180	0.3180		
1/22/2002	10:28:35	6.6397	56.0300	10.5360		6.6397	-0.3140	0.3140		
1/22/2002	10:28:59	7.0347	56.0200	10.5430		7.0347	-0.3070	0.3070		
1/22/2002	10:29:24	7.4530	56.0000	10.5500		7.4530	-0.3000	0.3000		
1/22/2002	10:29:50	7.8963	55.9900	10.5570		7.8963	-0.2930	0.2930		
1/22/2002	10:30:18	8.3663	55.9800	10.5620		8.3663	-0.2880	0.2880		
1/22/2002	10:30:48	8.8647	55.9600	10.5680		8.8647	-0.2820	0.2820		
1/22/2002	10:31:20	9.3913	55.9500	10.5780		9.3913	-0.2720	0.2720		
1/22/2002	10:31:53	9.9497	55.9300	10.5820		9.9497	-0.2680	0.2680		
1/22/2002	10:32:29	10.5413	55.9300	10.5910		10.5413	-0.2590	0.2590		
1/22/2002	10:33:07	11.1680	55.9200	10.5960		11.1680	-0.2540	0.2540		
1/22/2002	10:33:46	11.8313	55.9200	10.6050		11.8313	-0.2450	0.2450		
1/22/2002	10:34:29	12.5347	55.9000	10.6120		12.5347	-0.2380	0.2380		
1/22/2002	10:35:13	13.2797	55.8900	10.6190		13.2797	-0.2310	0.2310		
1/22/2002	10:36:01	14.0697	55.8900	10.6280		14.0697	-0.2220	0.2220		
1/22/2002	10:36:51	14.9063	55.8900	10.6350		14.9063	-0.2150	0.2150		
1/22/2002	10:37:44	15.7913	55.8800	10.6420		15.7913	-0.2080	0.2080		

1/22/2002	10:38:40	16.7297	55.8800	10.6490		16.7297	-0.2010	0.2010		
1/22/2002	10:39:40	17.7230	55.8800	10.6560		17.7230	-0.1940	0.1940		
1/22/2002	10:40:40	18.7230	55.8800	10.6650		18.7230	-0.1850	0.1850		
1/22/2002	10:41:40	19.7230	55.8800	10.6720		19.7230	-0.1780	0.1780		
1/22/2002	10:42:40	20.7230	55.8800	10.6790		20.7230	-0.1710	0.1710		
1/22/2002	10:43:40	21.7230	55.8800	10.6860		21.7230	-0.1640	0.1640		
1/22/2002	10:44:40	22.7230	55.8800	10.6910		22.7230	-0.1590	0.1590		
1/22/2002	10:45:40	23.7230	55.8800	10.6980		23.7230	-0.1520	0.1520		
1/22/2002	10:46:40	24.7230	55.8800	10.7050		24.7230	-0.1450	0.1450		
1/22/2002	10:47:40	25.7230	55.8800	10.7090		25.7230	-0.1410	0.1410		
1/22/2002	10:48:40	26.7230	55.8800	10.7160		26.7230	-0.1340	0.1340		
1/22/2002	10:49:40	27.7230	55.8800	10.7210		27.7230	-0.1290	0.1290		
1/22/2002	10:50:40	28.7230	55.8800	10.7250		28.7230	-0.1250	0.1250		
1/22/2002	10:51:40	29.7230	55.8800	10.7300		29.7230	-0.1200	0.1200		
1/22/2002	10:52:40	30.7230	55.8800	10.7350		30.7230	-0.1150	0.1150		
1/22/2002	10:53:40	31.7230	55.8800	10.7390		31.7230	-0.1110	0.1110		
1/22/2002	10:54:40	32.7230	55.8800	10.7440		32.7230	-0.1060	0.1060		
1/22/2002	10:55:40	33.7230	55.8800	10.7480		33.7230	-0.1020	0.1020		
1/22/2002	10:56:40	34.7230	55.8800	10.7530		34.7230	-0.0970	0.0970		
1/22/2002	10:57:40	35.7230	55.8800	10.7580		35.7230	-0.0920	0.0920		
1/22/2002	10:58:40	36.7230	55.8800	10.7600		36.7230	-0.0900	0.0900		
1/22/2002	10:59:40	37.7230	55.8800	10.7640		37.7230	-0.0860	0.0860		
1/22/2002	11:00:40	38.7230	55.8900	10.7670		38.7230	-0.0830	0.0830		
1/22/2002	11:01:40	39.7230	55.8900	10.7690		39.7230	-0.0810	0.0810		
1/22/2002	11:02:40	40.7230	55.8800	10.7740		40.7230	-0.0760	0.0760		
1/22/2002	11:03:40	41.7230	55.8900	10.7780		41.7230	-0.0720	0.0720		
1/22/2002	11:04:40	42.7230	55.8900	10.7810		42.7230	-0.0690	0.0690		
1/22/2002	11:05:40	43.7230	55.8900	10.7830		43.7230	-0.0670	0.0670		
1/22/2002	11:06:40	44.7230	55.8900	10.7850		44.7230	-0.0650	0.0650		
1/22/2002	11:07:40	45.7230	55.8800	10.7880		45.7230	-0.0620	0.0620		
1/22/2002	11:08:40	46.7230	55.8800	10.7900		46.7230	-0.0600	0.0600		
1/22/2002	11:09:40	47.7230	55.8800	10.7920		47.7230	-0.0580	0.0580		
1/22/2002	11:10:40	48.7230	55.8900	10.7970		48.7230	-0.0530	0.0530		
1/22/2002	11:11:40	49.7230	55.8800	10.7970		49.7230	-0.0530	0.0530		
1/22/2002	11:12:40	50.7230	55.8800	10.8010		50.7230	-0.0490	0.0490		
1/22/2002	11:13:40	51.7230	55.8800	10.8040		51.7230	-0.0460	0.0460		
1/22/2002	11:14:40	52.7230	55.8800	10.8040		52.7230	-0.0460	0.0460		
1/22/2002	11:15:40	53.7230	55.8800	10.8060		53.7230	-0.0440	0.0440		
1/22/2002	11:16:40	54.7230	55.8800	10.8110		54.7230	-0.0390	0.0390		
1/22/2002	11:17:40	55.7230	55.8800	10.8110		55.7230	-0.0390	0.0390		
1/22/2002	11:18:40	56.7230	55.8800	10.8130		56.7230	-0.0370	0.0370		
1/22/2002	11:19:40	57.7230	55.8800	10.8130		57.7230	-0.0370	0.0370		
1/22/2002	11:20:40	58.7230	55.8900	10.8150		58.7230	-0.0350	0.0350		
1/22/2002	11:21:40	59.7230	55.8800	10.8180		59.7230	-0.0320	0.0320		
1/22/2002	11:22:40	60.7230	55.8800	10.8200		60.7230	-0.0300	0.0300		
1/22/2002	11:23:40	61.7230	55.8800	10.8220		61.7230	-0.0280	0.0280		
1/22/2002	11:24:40	62.7230	55.8800	10.8220		62.7230	-0.0280	0.0280		
1/22/2002	11:25:40	63.7230	55.8800	10.8240		63.7230	-0.0260	0.0260		
1/22/2002	11:26:40	64.7230	55.8900	10.8240		64.7230	-0.0260	0.0260		
1/22/2002	11:27:40	65.7230	55.8800	10.8270		65.7230	-0.0230	0.0230		
1/22/2002	11:28:40	66.7230	55.8800	10.8270		66.7230	-0.0230	0.0230		
1/22/2002	11:29:40	67.7230	55.8800	10.8290		67.7230	-0.0210	0.0210		
1/22/2002	11:30:40	68.7230	55.8800	10.8290		68.7230	-0.0210	0.0210		
1/22/2002	11:31:40	69.7230	55.8800	10.8290		69.7230	-0.0210	0.0210		
1/22/2002	11:32:40	70.7230	55.8800	10.8310		70.7230	-0.0190	0.0190		
1/22/2002	11:33:40	71.7230	55.8900	10.8310		71.7230	-0.0190	0.0190		
1/22/2002	11:34:40	72.7230	55.8800	10.8340		72.7230	-0.0160	0.0160		
1/22/2002	11:35:40	73.7230	55.8800	10.8340		73.7230	-0.0160	0.0160		
1/22/2002	11:36:40	74.7230	55.8800	10.8360		74.7230	-0.0140	0.0140		
1/22/2002	11:37:40	75.7230	55.8800	10.8360		75.7230	-0.0140	0.0140		

1/22/2002	11:38:40	76.7230	55.8800	10.8380		76.7230	-0.0120	0.0120		
1/22/2002	11:39:40	77.7230	55.8800	10.8380		77.7230	-0.0120	0.0120		
1/22/2002	11:40:40	78.7230	55.8800	10.8380		78.7230	-0.0120	0.0120		
1/22/2002	11:41:40	79.7230	55.8800	10.8380		79.7230	-0.0120	0.0120		
1/22/2002	11:42:40	80.7230	55.8800	10.8410		80.7230	-0.0090	0.0090		
1/22/2002	11:43:40	81.7230	55.8800	10.8410		81.7230	-0.0090	0.0090		
1/22/2002	11:44:40	82.7230	55.8800	10.8410		82.7230	-0.0090	0.0090		
1/22/2002	11:45:40	83.7230	55.8800	10.8430		83.7230	-0.0070	0.0070		
1/22/2002	11:46:40	84.7230	56.0700	10.8430		84.7230	-0.0070	0.0070		
1/22/2002	11:47:40	85.7230	55.8800	10.8450		85.7230	-0.0050	0.0050		
1/22/2002	11:48:40	86.7230	55.8800	10.8450		86.7230	-0.0050	0.0050		
1/22/2002	11:49:40	87.7230	55.8800	10.8450		87.7230	-0.0050	0.0050		
1/22/2002	11:50:40	88.7230	55.8800	10.8450		88.7230	-0.0050	0.0050		
1/22/2002	11:51:40	89.7230	55.8800	10.8480		89.7230	-0.0020	0.0020		
1/22/2002	11:52:40	90.7230	55.8800	10.8480		90.7230	-0.0020	0.0020		
1/22/2002	11:53:40	91.7230	55.8800	10.8500		91.7230	0.0000	0.0000		
1/22/2002	11:54:40	92.7230	55.8800	10.8480		92.7230	-0.0020	0.0020		
1/22/2002	11:55:40	93.7230	55.8800	10.8480		93.7230	-0.0020	0.0020		
1/22/2002	11:56:40	94.7230	55.8800	10.8500		94.7230	0.0000	0.0000		
1/22/2002	11:57:40	95.7230	55.8800	10.8500		95.7230	0.0000	0.0000		
1/22/2002	11:58:40	96.7230	55.8800	10.8500		96.7230	0.0000	0.0000		
1/22/2002	11:59:40	97.7230	55.8800	10.8500		97.7230	0.0000	0.0000		
1/22/2002	12:00:40	98.7230	55.8800	10.8500		98.7230	0.0000	0.0000		
1/22/2002	12:01:40	99.7230	55.8800	10.8500		99.7230	0.0000	0.0000		
1/22/2002	12:02:40	100.7230	55.8800	10.8520		100.7230	0.0020	-0.0020		
1/22/2002	12:03:40	101.7230	55.8800	10.8500		101.7230	0.0000	0.0000		
1/22/2002	12:04:40	102.7230	55.8800	10.8500		102.7230	0.0000	0.0000		
1/22/2002	12:05:40	103.7230	55.8800	10.8500		103.7230	0.0000	0.0000		
1/22/2002	12:06:40	104.7230	55.8800	10.8520		104.7230	0.0020	-0.0020		
1/22/2002	12:07:40	105.7230	55.8800	10.8520		105.7230	0.0020	-0.0020		
1/22/2002	12:08:40	106.7230	55.8800	10.8520		106.7230	0.0020	-0.0020		
1/22/2002	12:09:40	107.7230	55.8800	10.8520		107.7230	0.0020	-0.0020		
1/22/2002	12:10:40	108.7230	55.8800	10.8520		108.7230	0.0020	-0.0020		
1/22/2002	12:11:40	109.7230	55.8800	10.8500		109.7230	0.0000	0.0000		
1/22/2002	12:12:40	110.7230	55.8800	10.8520		110.7230	0.0020	-0.0020		
1/22/2002	12:13:40	111.7230	55.8800	10.8520		111.7230	0.0020	-0.0020		
1/22/2002	12:14:40	112.7230	55.8800	10.8500		112.7230	0.0000	0.0000		
1/22/2002	12:15:40	113.7230	55.8800	10.8500		113.7230	0.0000	0.0000		
1/22/2002	12:16:40	114.7230	55.8800	10.8520		114.7230	0.0020	-0.0020		
1/22/2002	12:17:40	115.7230	55.8800	10.8540		115.7230	0.0040	-0.0040		
1/22/2002	12:18:40	116.7230	55.8800	10.8500		116.7230	0.0000	0.0000		

IN_SITU INC.	Troll	
Report generated:	4/5/2003	11:52:47
Report from file:		
DataMgr Version	2.12	
Serial number:	11282	
Firmware Version	6.24	
Unit name:	SP4000	
Test name:		LL3mw237slugout
Test defined on:	1/22/2002	12:20:36
Test started on:	1/22/2002	12:25:25
Test stopped on:	1/22/2002	14:56:48
Test extracted on:	1/22/2002	14:56:54
Data gathered using Logarithmic testing		
Maximum time between data points:	1.0000	Minutes.
Number of data samples:	244	
TOTAL DATA SAMPLES	244	
Channel number [2]		
Measurement type:	Pressure/Level	
Channel name:	OnBoard Pressure	
Sensor Range:	15 PSI.	
Specific gravity:	1	
Mode:	TOC	
User-defined reference:	6.6	Feet H2O
Referenced on:	channel definition.	
Pressure head at reference:	11.622	Feet H2O



LL3MO237					AqtwSolv				
					Max	Final	Point	Point	Check
					ET	Chan[2]	ET	Chan[2]	
					(min)	Feet H2O	(min)	Feet H2O	
					150.7230	10.8080	5.0000	11.2830	Rise
						Rise	Fall		
				L		d	-d		
			Chan[1]	Chan[2]		Chan[2]	Chan[2]		
Date	Time	ET (min)	Fahrenheit	Feet H2O	ET (min)	Feet H2O	Feet H2O		
1/22/2002	12:25:25	0.0000	55.9800	11.5600	0.0000	0.7520	-0.7520		
1/22/2002	12:25:25	0.0050	55.9800	12.0700	0.0050	1.2620	-1.2620		
1/22/2002	12:25:25	0.0100	55.9900	11.6590	0.0100	0.8510	-0.8510		
1/22/2002	12:25:25	0.0150	56.0000	11.8650	0.0150	1.0570	-1.0570		
1/22/2002	12:25:26	0.0200	56.0000	11.7820	0.0200	0.9740	-0.9740		
1/22/2002	12:25:26	0.0250	56.0100	11.7960	0.0250	0.9880	-0.9880		
1/22/2002	12:25:26	0.0300	56.0100	11.8490	0.0300	1.0410	-1.0410		
1/22/2002	12:25:27	0.0350	56.0200	11.7220	0.0350	0.9140	-0.9140		
1/22/2002	12:25:27	0.0400	56.0200	12.3010	0.0400	1.4930	-1.4930		
1/22/2002	12:25:27	0.0450	56.0300	11.3760	0.0450	0.5680	-0.5680		
1/22/2002	12:25:28	0.0500	56.0300	11.9060	0.0500	1.0980	-1.0980		
1/22/2002	12:25:28	0.0550	56.0400	11.5440	0.0550	0.7360	-0.7360		
1/22/2002	12:25:28	0.0600	56.0600	11.6130	0.0600	0.8050	-0.8050		
1/22/2002	12:25:28	0.0650	56.0600	11.5930	0.0650	0.7850	-0.7850		
1/22/2002	12:25:29	0.0700	56.0700	11.5580	0.0700	0.7500	-0.7500		
1/22/2002	12:25:29	0.0750	56.0700	11.5530	0.0750	0.7450	-0.7450		
1/22/2002	12:25:29	0.0800	56.0800	11.5490	0.0800	0.7410	-0.7410		
1/22/2002	12:25:30	0.0850	56.0800	11.5350	0.0850	0.7270	-0.7270		
1/22/2002	12:25:30	0.0900	56.0800	11.5230	0.0900	0.7150	-0.7150		
1/22/2002	12:25:30	0.0950	56.0900	11.5100	0.0950	0.7020	-0.7020		
1/22/2002	12:25:31	0.1000	56.1000	11.5050	0.1000	0.6970	-0.6970		
1/22/2002	12:25:31	0.1058	56.1000	11.4960	0.1058	0.6880	-0.6880		
1/22/2002	12:25:31	0.1120	56.1000	11.4930	0.1120	0.6850	-0.6850		
1/22/2002	12:25:32	0.1185	56.1100	11.4860	0.1185	0.6780	-0.6780		
1/22/2002	12:25:32	0.1255	56.1100	11.4750	0.1255	0.6670	-0.6670		
1/22/2002	12:25:32	0.1328	56.1100	11.4700	0.1328	0.6620	-0.6620		
1/22/2002	12:25:33	0.1407	56.1200	11.4630	0.1407	0.6550	-0.6550		
1/22/2002	12:25:33	0.1490	56.1300	11.4590	0.1490	0.6510	-0.6510		
1/22/2002	12:25:34	0.1578	56.1300	11.4520	0.1578	0.6440	-0.6440		
1/22/2002	12:25:35	0.1672	56.1400	11.4450	0.1672	0.6370	-0.6370		
1/22/2002	12:25:35	0.1770	56.1600	11.4980	0.1770	0.6900	-0.6900		
1/22/2002	12:25:36	0.1875	56.1600	11.4910	0.1875	0.6830	-0.6830		
1/22/2002	12:25:36	0.1985	56.1600	11.4700	0.1985	0.6620	-0.6620		
1/22/2002	12:25:37	0.2102	56.1800	11.4700	0.2102	0.6620	-0.6620		
1/22/2002	12:25:38	0.2227	56.1800	11.4680	0.2227	0.6600	-0.6600		
1/22/2002	12:25:39	0.2358	56.1800	11.4630	0.2358	0.6550	-0.6550		
1/22/2002	12:25:39	0.2498	56.1900	11.4590	0.2498	0.6510	-0.6510		
1/22/2002	12:25:40	0.2647	56.1900	11.4520	0.2647	0.6440	-0.6440		
1/22/2002	12:25:41	0.2803	56.1900	11.4470	0.2803	0.6390	-0.6390		
1/22/2002	12:25:42	0.2970	56.2000	11.4400	0.2970	0.6320	-0.6320		
1/22/2002	12:25:43	0.3147	56.2000	11.4360	0.3147	0.6280	-0.6280		
1/22/2002	12:25:45	0.3333	56.2000	11.4310	0.3333	0.6230	-0.6230		
1/22/2002	12:25:46	0.3532	56.2000	11.4290	0.3532	0.6210	-0.6210		
1/22/2002	12:25:47	0.3742	56.2000	11.4220	0.3742	0.6140	-0.6140		
1/22/2002	12:25:48	0.3963	56.2000	11.4200	0.3963	0.6120	-0.6120		
1/22/2002	12:25:50	0.4198	56.2100	11.4170	0.4198	0.6090	-0.6090		
1/22/2002	12:25:51	0.4447	56.2100	11.4150	0.4447	0.6070	-0.6070		
1/22/2002	12:25:53	0.4697	56.2000	11.4100	0.4697	0.6020	-0.6020		
1/22/2002	12:25:54	0.4963	56.2000	11.4080	0.4963	0.6000	-0.6000		

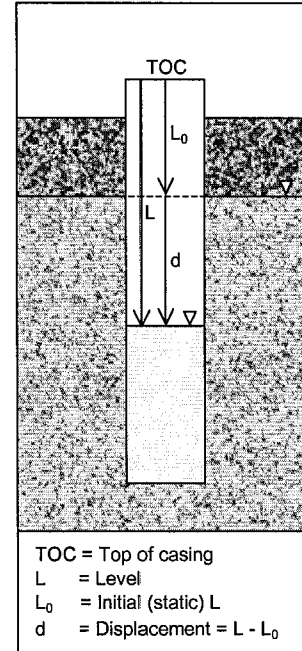
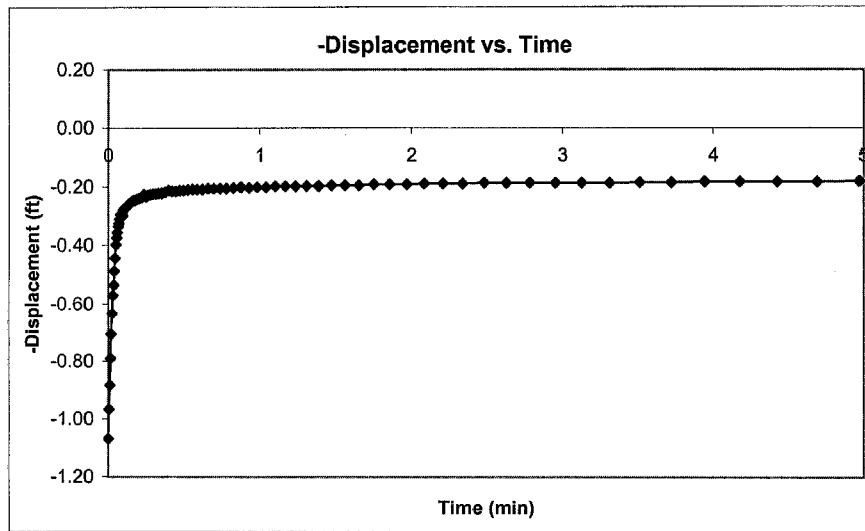
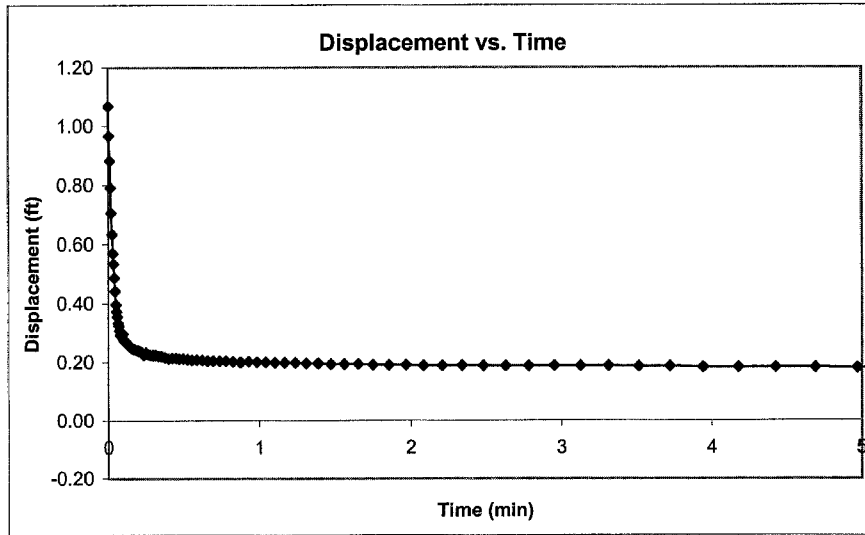
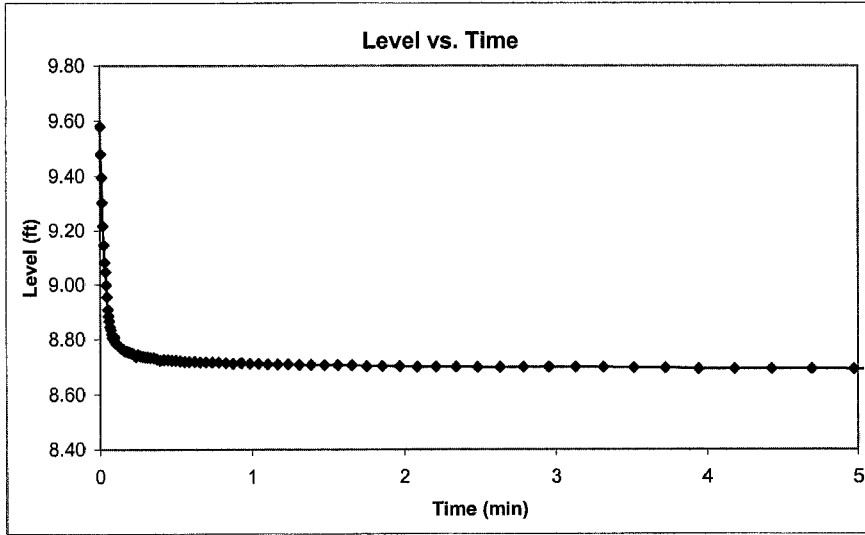
1/22/2002	12:25:56	0.5247	56.2100	11.4060		0.5247	0.5980	-0.5980		
1/22/2002	12:25:58	0.5547	56.2100	11.4010		0.5547	0.5930	-0.5930		
1/22/2002	12:26:00	0.5863	56.2200	11.3990		0.5863	0.5910	-0.5910		
1/22/2002	12:26:02	0.6213	56.2100	11.3940		0.6213	0.5860	-0.5860		
1/22/2002	12:26:04	0.6580	56.2100	11.3920		0.6580	0.5840	-0.5840		
1/22/2002	12:26:06	0.6963	56.2100	11.3900		0.6963	0.5820	-0.5820		
1/22/2002	12:26:09	0.7380	56.2100	11.3870		0.7380	0.5790	-0.5790		
1/22/2002	12:26:11	0.7813	56.2100	11.3830		0.7813	0.5750	-0.5750		
1/22/2002	12:26:14	0.8280	56.2200	11.3800		0.8280	0.5720	-0.5720		
1/22/2002	12:26:17	0.8763	56.2100	11.3780		0.8763	0.5700	-0.5700		
1/22/2002	12:26:20	0.9280	56.2100	11.3730		0.9280	0.5650	-0.5650		
1/22/2002	12:26:23	0.9830	56.2100	11.3710		0.9830	0.5630	-0.5630		
1/22/2002	12:26:27	1.0413	56.2100	11.3690		1.0413	0.5610	-0.5610		
1/22/2002	12:26:31	1.1030	56.2000	11.3670		1.1030	0.5590	-0.5590		
1/22/2002	12:26:35	1.1680	56.2000	11.3640		1.1680	0.5560	-0.5560		
1/22/2002	12:26:39	1.2380	56.2000	11.3600		1.2380	0.5520	-0.5520		
1/22/2002	12:26:43	1.3113	56.2000	11.3600		1.3113	0.5520	-0.5520		
1/22/2002	12:26:48	1.3897	56.2000	11.3550		1.3897	0.5470	-0.5470		
1/22/2002	12:26:53	1.4730	56.2000	11.3530		1.4730	0.5450	-0.5450		
1/22/2002	12:26:58	1.5613	56.2000	11.3500		1.5613	0.5420	-0.5420		
1/22/2002	12:27:04	1.6547	56.2000	11.3500		1.6547	0.5420	-0.5420		
1/22/2002	12:27:10	1.7530	56.2000	11.3480		1.7530	0.5400	-0.5400		
1/22/2002	12:27:16	1.8580	56.2000	11.3460		1.8580	0.5380	-0.5380		
1/22/2002	12:27:23	1.9680	56.1900	11.3410		1.9680	0.5330	-0.5330		
1/22/2002	12:27:30	2.0847	56.1900	11.3390		2.0847	0.5310	-0.5310		
1/22/2002	12:27:37	2.2097	56.1900	11.3340		2.2097	0.5260	-0.5260		
1/22/2002	12:27:45	2.3413	56.1800	11.3320		2.3413	0.5240	-0.5240		
1/22/2002	12:27:53	2.4813	56.1800	11.3300		2.4813	0.5220	-0.5220		
1/22/2002	12:28:02	2.6297	56.1600	11.3250		2.6297	0.5170	-0.5170		
1/22/2002	12:28:12	2.7863	56.1600	11.3230		2.7863	0.5150	-0.5150		
1/22/2002	12:28:22	2.9530	56.1500	11.3180		2.9530	0.5100	-0.5100		
1/22/2002	12:28:32	3.1297	56.1500	11.3160		3.1297	0.5080	-0.5080		
1/22/2002	12:28:43	3.3163	56.1500	11.3110		3.3163	0.5030	-0.5030		
1/22/2002	12:28:55	3.5147	56.1400	11.3090		3.5147	0.5010	-0.5010		
1/22/2002	12:29:08	3.7247	56.1400	11.3040		3.7247	0.4960	-0.4960		
1/22/2002	12:29:21	3.9463	56.1300	11.3000		3.9463	0.4920	-0.4920		
1/22/2002	12:29:35	4.1813	56.1300	11.2970		4.1813	0.4890	-0.4890		
1/22/2002	12:29:50	4.4297	56.1100	11.2930		4.4297	0.4850	-0.4850		
1/22/2002	12:30:06	4.6930	56.1100	11.2880		4.6930	0.4800	-0.4800		
1/22/2002	12:30:23	4.9730	56.1000	11.2830		4.9730	0.4750	-0.4750		
1/22/2002	12:30:41	5.2697	56.0800	11.2790		5.2697	0.4710	-0.4710		
1/22/2002	12:30:59	5.5830	56.0800	11.2720		5.5830	0.4640	-0.4640		
1/22/2002	12:31:19	5.9147	56.0600	11.2600		5.9147	0.4520	-0.4520		
1/22/2002	12:31:40	6.2663	56.0400	11.2560		6.2663	0.4480	-0.4480		
1/22/2002	12:32:03	6.6397	56.0300	11.2470		6.6397	0.4390	-0.4390		
1/22/2002	12:32:27	7.0347	56.0200	11.2420		7.0347	0.4340	-0.4340		
1/22/2002	12:32:52	7.4530	56.0000	11.2350		7.4530	0.4270	-0.4270		
1/22/2002	12:33:18	7.8963	55.9900	11.2280		7.8963	0.4200	-0.4200		
1/22/2002	12:33:46	8.3663	55.9800	11.2210		8.3663	0.4130	-0.4130		
1/22/2002	12:34:16	8.8647	55.9600	11.2170		8.8647	0.4090	-0.4090		
1/22/2002	12:34:48	9.3913	55.9500	11.2100		9.3913	0.4020	-0.4020		
1/22/2002	12:35:21	9.9497	55.9300	11.2050		9.9497	0.3970	-0.3970		
1/22/2002	12:35:57	10.5413	55.9300	11.1960		10.5413	0.3880	-0.3880		
1/22/2002	12:36:35	11.1680	55.9200	11.1910		11.1680	0.3830	-0.3830		
1/22/2002	12:37:14	11.8313	55.9200	11.1840		11.8313	0.3760	-0.3760		
1/22/2002	12:37:57	12.5347	55.9000	11.1750		12.5347	0.3670	-0.3670		
1/22/2002	12:38:41	13.2797	55.8900	11.1700		13.2797	0.3620	-0.3620		
1/22/2002	12:39:29	14.0697	55.8900	11.1610		14.0697	0.3530	-0.3530		
1/22/2002	12:40:19	14.9063	55.8900	11.1540		14.9063	0.3460	-0.3460		
1/22/2002	12:41:12	15.7913	55.8800	11.1470		15.7913	0.3390	-0.3390		

1/22/2002	12:42:08	16.7297	55.8800	11.1380		16.7297	0.3300	-0.3300		
1/22/2002	12:43:08	17.7230	55.8800	11.1340		17.7230	0.3260	-0.3260		
1/22/2002	12:44:08	18.7230	55.8800	11.1240		18.7230	0.3160	-0.3160		
1/22/2002	12:45:08	19.7230	55.8800	11.1150		19.7230	0.3070	-0.3070		
1/22/2002	12:46:08	20.7230	55.8800	11.1100		20.7230	0.3020	-0.3020		
1/22/2002	12:47:08	21.7230	55.8800	11.1010		21.7230	0.2930	-0.2930		
1/22/2002	12:48:08	22.7230	55.8800	11.0970		22.7230	0.2890	-0.2890		
1/22/2002	12:49:08	23.7230	55.8800	11.0900		23.7230	0.2820	-0.2820		
1/22/2002	12:50:08	24.7230	55.8800	11.0850		24.7230	0.2770	-0.2770		
1/22/2002	12:51:08	25.7230	55.8800	11.0780		25.7230	0.2700	-0.2700		
1/22/2002	12:52:08	26.7230	55.8800	11.0740		26.7230	0.2660	-0.2660		
1/22/2002	12:53:08	27.7230	55.8800	11.0670		27.7230	0.2590	-0.2590		
1/22/2002	12:54:08	28.7230	55.8800	11.0620		28.7230	0.2540	-0.2540		
1/22/2002	12:55:08	29.7230	55.8800	11.0600		29.7230	0.2520	-0.2520		
1/22/2002	12:56:08	30.7230	55.8800	11.0530		30.7230	0.2450	-0.2450		
1/22/2002	12:57:08	31.7230	55.8800	11.0480		31.7230	0.2400	-0.2400		
1/22/2002	12:58:08	32.7230	55.8800	11.0440		32.7230	0.2360	-0.2360		
1/22/2002	12:59:08	33.7230	55.8800	11.0390		33.7230	0.2310	-0.2310		
1/22/2002	13:00:08	34.7230	55.8800	11.0320		34.7230	0.2240	-0.2240		
1/22/2002	13:01:08	35.7230	55.8800	11.0300		35.7230	0.2220	-0.2220		
1/22/2002	13:02:08	36.7230	55.8800	11.0250		36.7230	0.2170	-0.2170		
1/22/2002	13:03:08	37.7230	55.8800	11.0230		37.7230	0.2150	-0.2150		
1/22/2002	13:04:08	38.7230	55.8900	11.0180		38.7230	0.2100	-0.2100		
1/22/2002	13:05:08	39.7230	55.8900	11.0140		39.7230	0.2060	-0.2060		
1/22/2002	13:06:08	40.7230	55.8800	11.0110		40.7230	0.2030	-0.2030		
1/22/2002	13:07:08	41.7230	55.8900	11.0090		41.7230	0.2010	-0.2010		
1/22/2002	13:08:08	42.7230	55.8900	11.0070		42.7230	0.1990	-0.1990		
1/22/2002	13:09:08	43.7230	55.8900	11.0000		43.7230	0.1920	-0.1920		
1/22/2002	13:10:08	44.7230	55.8900	10.9970		44.7230	0.1890	-0.1890		
1/22/2002	13:11:08	45.7230	55.8800	10.9950		45.7230	0.1870	-0.1870		
1/22/2002	13:12:08	46.7230	55.8800	10.9880		46.7230	0.1800	-0.1800		
1/22/2002	13:13:08	47.7230	55.8800	10.9860		47.7230	0.1780	-0.1780		
1/22/2002	13:14:08	48.7230	55.8900	10.9840		48.7230	0.1760	-0.1760		
1/22/2002	13:15:08	49.7230	55.8800	10.9790		49.7230	0.1710	-0.1710		
1/22/2002	13:16:08	50.7230	55.8800	10.9740		50.7230	0.1660	-0.1660		
1/22/2002	13:17:08	51.7230	55.8800	10.9720		51.7230	0.1640	-0.1640		
1/22/2002	13:18:08	52.7230	55.8800	10.9700		52.7230	0.1620	-0.1620		
1/22/2002	13:19:08	53.7230	55.8800	10.9650		53.7230	0.1570	-0.1570		
1/22/2002	13:20:08	54.7230	55.8800	10.9610		54.7230	0.1530	-0.1530		
1/22/2002	13:21:08	55.7230	55.8800	10.9610		55.7230	0.1530	-0.1530		
1/22/2002	13:22:08	56.7230	55.8800	10.9540		56.7230	0.1460	-0.1460		
1/22/2002	13:23:08	57.7230	55.8800	10.9510		57.7230	0.1430	-0.1430		
1/22/2002	13:24:08	58.7230	55.8900	10.9490		58.7230	0.1410	-0.1410		
1/22/2002	13:25:08	59.7230	55.8800	10.9470		59.7230	0.1390	-0.1390		
1/22/2002	13:26:08	60.7230	55.8800	10.9470		60.7230	0.1390	-0.1390		
1/22/2002	13:27:08	61.7230	55.8800	10.9420		61.7230	0.1340	-0.1340		
1/22/2002	13:28:08	62.7230	55.8800	10.9370		62.7230	0.1290	-0.1290		
1/22/2002	13:29:08	63.7230	55.8800	10.9370		63.7230	0.1290	-0.1290		
1/22/2002	13:30:08	64.7230	55.8900	10.9350		64.7230	0.1270	-0.1270		
1/22/2002	13:31:08	65.7230	55.8800	10.9310		65.7230	0.1230	-0.1230		
1/22/2002	13:32:08	66.7230	55.8800	10.9280		66.7230	0.1200	-0.1200		
1/22/2002	13:33:08	67.7230	55.8800	10.9260		67.7230	0.1180	-0.1180		
1/22/2002	13:34:08	68.7230	55.8800	10.9240		68.7230	0.1160	-0.1160		
1/22/2002	13:35:08	69.7230	55.8800	10.9210		69.7230	0.1130	-0.1130		
1/22/2002	13:36:08	70.7230	55.8800	10.9190		70.7230	0.1110	-0.1110		
1/22/2002	13:37:08	71.7230	55.8900	10.9190		71.7230	0.1110	-0.1110		
1/22/2002	13:38:08	72.7230	55.8800	10.9140		72.7230	0.1060	-0.1060		
1/22/2002	13:39:08	73.7230	55.8800	10.9120		73.7230	0.1040	-0.1040		
1/22/2002	13:40:08	74.7230	55.8800	10.9100		74.7230	0.1020	-0.1020		
1/22/2002	13:41:08	75.7230	55.8800	10.9080		75.7230	0.1000	-0.1000		

1/22/2002	13:42:08	76.7230	55.8800	10.9050		76.7230	0.0970	-0.0970		
1/22/2002	13:43:08	77.7230	55.8800	10.9050		77.7230	0.0970	-0.0970		
1/22/2002	13:44:08	78.7230	55.8800	10.9030		78.7230	0.0950	-0.0950		
1/22/2002	13:45:08	79.7230	55.8800	10.9010		79.7230	0.0930	-0.0930		
1/22/2002	13:46:08	80.7230	55.8800	10.8980		80.7230	0.0900	-0.0900		
1/22/2002	13:47:08	81.7230	55.8800	10.8960		81.7230	0.0880	-0.0880		
1/22/2002	13:48:08	82.7230	55.8800	10.8940		82.7230	0.0860	-0.0860		
1/22/2002	13:49:08	83.7230	55.8800	10.8910		83.7230	0.0830	-0.0830		
1/22/2002	13:50:08	84.7230	56.0700	10.8910		84.7230	0.0830	-0.0830		
1/22/2002	13:51:08	85.7230	55.8800	10.8870		85.7230	0.0790	-0.0790		
1/22/2002	13:52:08	86.7230	55.8800	10.8870		86.7230	0.0790	-0.0790		
1/22/2002	13:53:08	87.7230	55.8800	10.8840		87.7230	0.0760	-0.0760		
1/22/2002	13:54:08	88.7230	55.8800	10.8820		88.7230	0.0740	-0.0740		
1/22/2002	13:55:08	89.7230	55.8800	10.8800		89.7230	0.0720	-0.0720		
1/22/2002	13:56:08	90.7230	55.8800	10.8800		90.7230	0.0720	-0.0720		
1/22/2002	13:57:08	91.7230	55.8800	10.8780		91.7230	0.0700	-0.0700		
1/22/2002	13:58:08	92.7230	55.8800	10.8750		92.7230	0.0670	-0.0670		
1/22/2002	13:59:08	93.7230	55.8800	10.8730		93.7230	0.0650	-0.0650		
1/22/2002	14:00:08	94.7230	55.8800	10.8710		94.7230	0.0630	-0.0630		
1/22/2002	14:01:08	95.7230	55.8800	10.8710		95.7230	0.0630	-0.0630		
1/22/2002	14:02:08	96.7230	55.8800	10.8680		96.7230	0.0600	-0.0600		
1/22/2002	14:03:08	97.7230	55.8800	10.8660		97.7230	0.0580	-0.0580		
1/22/2002	14:04:08	98.7230	55.8800	10.8640		98.7230	0.0560	-0.0560		
1/22/2002	14:05:08	99.7230	55.8800	10.8640		99.7230	0.0560	-0.0560		
1/22/2002	14:06:08	100.7230	55.8800	10.8610		100.7230	0.0530	-0.0530		
1/22/2002	14:07:08	101.7230	55.8800	10.8590		101.7230	0.0510	-0.0510		
1/22/2002	14:08:08	102.7230	55.8800	10.8570		102.7230	0.0490	-0.0490		
1/22/2002	14:09:08	103.7230	55.8800	10.8570		103.7230	0.0490	-0.0490		
1/22/2002	14:10:08	104.7230	55.8800	10.8540		104.7230	0.0460	-0.0460		
1/22/2002	14:11:08	105.7230	55.8800	10.8540		105.7230	0.0460	-0.0460		
1/22/2002	14:12:08	106.7230	55.8800	10.8520		106.7230	0.0440	-0.0440		
1/22/2002	14:13:08	107.7230	55.8800	10.8500		107.7230	0.0420	-0.0420		
1/22/2002	14:14:08	108.7230	55.8800	10.8500		108.7230	0.0420	-0.0420		
1/22/2002	14:15:08	109.7230	55.8800	10.8480		109.7230	0.0400	-0.0400		
1/22/2002	14:16:08	110.7230	55.8800	10.8450		110.7230	0.0370	-0.0370		
1/22/2002	14:17:08	111.7230	55.8800	10.8450		111.7230	0.0370	-0.0370		
1/22/2002	14:18:08	112.7230	55.8800	10.8430		112.7230	0.0350	-0.0350		
1/22/2002	14:19:08	113.7230	55.8800	10.8410		113.7230	0.0330	-0.0330		
1/22/2002	14:20:08	114.7230	55.8800	10.8410		114.7230	0.0330	-0.0330		
1/22/2002	14:21:08	115.7230	55.8800	10.8380		115.7230	0.0300	-0.0300		
1/22/2002	14:22:08	116.7230	55.8800	10.8380		116.7230	0.0300	-0.0300		
1/22/2002	14:23:08	117.7230	55.8800	10.8360		117.7230	0.0280	-0.0280		
1/22/2002	14:24:08	118.7230	55.8800	10.8360		118.7230	0.0280	-0.0280		
1/22/2002	14:25:08	119.7230	55.8800	10.8340		119.7230	0.0260	-0.0260		
1/22/2002	14:26:08	120.7230	55.8800	10.8340		120.7230	0.0260	-0.0260		
1/22/2002	14:27:08	121.7230	55.8800	10.8340		121.7230	0.0260	-0.0260		
1/22/2002	14:28:08	122.7230	55.8800	10.8310		122.7230	0.0230	-0.0230		
1/22/2002	14:29:08	123.7230	55.8800	10.8310		123.7230	0.0230	-0.0230		
1/22/2002	14:30:08	124.7230	55.8800	10.8290		124.7230	0.0210	-0.0210		
1/22/2002	14:31:08	125.7230	55.8800	10.8290		125.7230	0.0210	-0.0210		
1/22/2002	14:32:08	126.7230	55.8800	10.8290		126.7230	0.0210	-0.0210		
1/22/2002	14:33:08	127.7230	55.8800	10.8290		127.7230	0.0210	-0.0210		
1/22/2002	14:34:08	128.7230	55.8800	10.8270		128.7230	0.0190	-0.0190		
1/22/2002	14:35:08	129.7230	55.8800	10.8240		129.7230	0.0160	-0.0160		
1/22/2002	14:36:08	130.7230	55.8800	10.8240		130.7230	0.0160	-0.0160		
1/22/2002	14:37:08	131.7230	55.8800	10.8240		131.7230	0.0160	-0.0160		
1/22/2002	14:38:08	132.7230	55.8800	10.8240		132.7230	0.0160	-0.0160		
1/22/2002	14:39:08	133.7230	55.8800	10.8220		133.7230	0.0140	-0.0140		
1/22/2002	14:40:08	134.7230	55.8800	10.8220		134.7230	0.0140	-0.0140		
1/22/2002	14:41:08	135.7230	55.8800	10.8200		135.7230	0.0120	-0.0120		

1/22/2002	14:42:08	136.7230	55.8800	10.8200		136.7230	0.0120	-0.0120		
1/22/2002	14:43:08	137.7230	55.8800	10.8200		137.7230	0.0120	-0.0120		
1/22/2002	14:44:08	138.7230	55.8800	10.8180		138.7230	0.0100	-0.0100		
1/22/2002	14:45:08	139.7230	55.8800	10.8180		139.7230	0.0100	-0.0100		
1/22/2002	14:46:08	140.7230	55.8800	10.8150		140.7230	0.0070	-0.0070		
1/22/2002	14:47:08	141.7230	55.8800	10.8150		141.7230	0.0070	-0.0070		
1/22/2002	14:48:08	142.7230	55.8800	10.8150		142.7230	0.0070	-0.0070		
1/22/2002	14:49:08	143.7230	55.8800	10.8130		143.7230	0.0050	-0.0050		
1/22/2002	14:50:08	144.7230	55.8800	10.8130		144.7230	0.0050	-0.0050		
1/22/2002	14:51:08	145.7230	55.8800	10.8110		145.7230	0.0030	-0.0030		
1/22/2002	14:52:08	146.7230	55.8800	10.8110		146.7230	0.0030	-0.0030		
1/22/2002	14:53:08	147.7230	55.8800	10.8080		147.7230	0.0000	0.0000		
1/22/2002	14:54:08	148.7230	55.8800	10.8110		148.7230	0.0030	-0.0030		
1/22/2002	14:55:08	149.7230	55.8800	10.8080		149.7230	0.0000	0.0000		
1/22/2002	14:56:08	150.7230	55.8800	10.8080		150.7230	0.0000	0.0000		

IN_SITU INC.	Troll	
Report generated:	4/5/2003	11:53:23
Report from file:		
DataMgr Version	2.12	
Serial number:	11285	
Firmware Version	6.24	
Unit name:	SP4000	
Test name:		LL2mw238 slugout
Test defined on:	9/27/2001	14:25:18
Test started on:	9/27/2001	14:25:57
Test stopped on:	9/28/2001	8:47:02
Test extracted on:	9/28/2001	8:47:13
Data gathered using Logarithmic testing		
Maximum time between data points:	1.0000	Minutes.
Number of data samples:		1194
TOTAL DATA SAMPLES		
		1194
Channel number [1]		
Measurement type:	Temperature	
Channel name:	OnBoard Temp	
Channel number [2]		
Measurement type:	Pressure/Level	
Channel name:		
Sensor Range:	15 PSI.	
Specific gravity:	1	
Mode:	TOC	
User-defined reference:	9.58	Feet H2O
Referenced on:	test start	
Pressure head at reference:	4.881	Feet H2O



LL3MO238					AqtwSolv				
					Max	Final	Point	Point	Check
					ET	Chan[2]	ET	Chan[2]	
					(min)	Feet H2O	(min)	Feet H2O	
					1100.7230	8.5120	5.0000	8.6920	Rise
						Rise	Fall		
				L		d	-d		
			Chan[1]	Chan[2]		Chan[2]	Chan[2]		
	Date	Time	ET (min)	Fahrenheit	Feet H2O	ET (min)	Feet H2O	Feet H2O	
	-----	-----	-----	-----	-----	-----	-----	-----	
9/27/2001	14:25:57	0.0000	56.4800	9.5800	0.0000	1.0680	-1.0680		
9/27/2001	14:25:57	0.0050	56.4900	9.4790	0.0050	0.9670	-0.9670		
9/27/2001	14:25:57	0.0100	56.5300	9.3950	0.0100	0.8830	-0.8830		
9/27/2001	14:25:57	0.0150	56.5000	9.3030	0.0150	0.7910	-0.7910		
9/27/2001	14:25:58	0.0200	56.5000	9.2180	0.0200	0.7060	-0.7060		
9/27/2001	14:25:58	0.0250	56.5100	9.1460	0.0250	0.6340	-0.6340		
9/27/2001	14:25:58	0.0300	56.5400	9.0820	0.0300	0.5700	-0.5700		
9/27/2001	14:25:59	0.0350	56.5100	9.0470	0.0350	0.5350	-0.5350		
9/27/2001	14:25:59	0.0400	56.5300	8.9990	0.0400	0.4870	-0.4870		
9/27/2001	14:25:59	0.0450	56.5400	8.9550	0.0450	0.4430	-0.4430		
9/27/2001	14:26:00	0.0500	56.5500	8.9090	0.0500	0.3970	-0.3970		
9/27/2001	14:26:00	0.0550	56.5400	8.8860	0.0550	0.3740	-0.3740		
9/27/2001	14:26:00	0.0600	56.5800	8.8670	0.0600	0.3550	-0.3550		
9/27/2001	14:26:00	0.0650	56.5700	8.8460	0.0650	0.3340	-0.3340		
9/27/2001	14:26:01	0.0700	56.5600	8.8370	0.0700	0.3250	-0.3250		
9/27/2001	14:26:01	0.0750	56.5700	8.8210	0.0750	0.3090	-0.3090		
9/27/2001	14:26:01	0.0800	56.5900	8.8050	0.0800	0.2930	-0.2930		
9/27/2001	14:26:02	0.0850	56.5900	8.8070	0.0850	0.2950	-0.2950		
9/27/2001	14:26:02	0.0900	56.5800	8.8000	0.0900	0.2880	-0.2880		
9/27/2001	14:26:02	0.0950	56.5900	8.8100	0.0950	0.2980	-0.2980		
9/27/2001	14:26:03	0.1000	56.5900	8.7910	0.1000	0.2790	-0.2790		
9/27/2001	14:26:03	0.1058	56.5900	8.7840	0.1058	0.2720	-0.2720		
9/27/2001	14:26:03	0.1120	56.5900	8.7820	0.1120	0.2700	-0.2700		
9/27/2001	14:26:04	0.1185	56.5900	8.7820	0.1185	0.2700	-0.2700		
9/27/2001	14:26:04	0.1255	56.6400	8.7750	0.1255	0.2630	-0.2630		
9/27/2001	14:26:04	0.1328	56.6000	8.7700	0.1328	0.2580	-0.2580		
9/27/2001	14:26:05	0.1407	56.6000	8.7680	0.1407	0.2560	-0.2560		
9/27/2001	14:26:05	0.1490	56.6200	8.7660	0.1490	0.2540	-0.2540		
9/27/2001	14:26:06	0.1578	56.6300	8.7610	0.1578	0.2490	-0.2490		
9/27/2001	14:26:07	0.1672	56.6200	8.7570	0.1672	0.2450	-0.2450		
9/27/2001	14:26:07	0.1770	56.6500	8.7570	0.1770	0.2450	-0.2450		
9/27/2001	14:26:08	0.1875	56.6400	8.7540	0.1875	0.2420	-0.2420		
9/27/2001	14:26:08	0.1985	56.6600	8.7520	0.1985	0.2400	-0.2400		
9/27/2001	14:26:09	0.2102	56.6700	8.7500	0.2102	0.2380	-0.2380		
9/27/2001	14:26:10	0.2227	56.6800	8.7470	0.2227	0.2350	-0.2350		
9/27/2001	14:26:11	0.2358	56.6700	8.7380	0.2358	0.2260	-0.2260		
9/27/2001	14:26:11	0.2498	56.6900	8.7450	0.2498	0.2330	-0.2330		
9/27/2001	14:26:12	0.2647	56.6600	8.7400	0.2647	0.2280	-0.2280		
9/27/2001	14:26:13	0.2803	56.6800	8.7380	0.2803	0.2260	-0.2260		
9/27/2001	14:26:14	0.2970	56.6700	8.7360	0.2970	0.2240	-0.2240		
9/27/2001	14:26:15	0.3147	56.7000	8.7360	0.3147	0.2240	-0.2240		
9/27/2001	14:26:17	0.3333	56.6800	8.7330	0.3333	0.2210	-0.2210		
9/27/2001	14:26:18	0.3532	56.6900	8.7330	0.3532	0.2210	-0.2210		
9/27/2001	14:26:19	0.3742	56.6800	8.7290	0.3742	0.2170	-0.2170		
9/27/2001	14:26:20	0.3963	56.6800	8.7240	0.3963	0.2120	-0.2120		
9/27/2001	14:26:22	0.4198	56.6900	8.7270	0.4198	0.2150	-0.2150		
9/27/2001	14:26:23	0.4447	56.6900	8.7270	0.4447	0.2150	-0.2150		
9/27/2001	14:26:25	0.4697	56.6800	8.7240	0.4697	0.2120	-0.2120		
9/27/2001	14:26:26	0.4963	56.6900	8.7240	0.4963	0.2120	-0.2120		

9/27/2001	14:26:28	0.5247	56.6800	8.7220		0.5247	0.2100	-0.2100		
9/27/2001	14:26:30	0.5547	56.7000	8.7200		0.5547	0.2080	-0.2080		
9/27/2001	14:26:32	0.5863	56.6900	8.7200		0.5863	0.2080	-0.2080		
9/27/2001	14:26:34	0.6213	56.6700	8.7200		0.6213	0.2080	-0.2080		
9/27/2001	14:26:36	0.6580	56.6800	8.7170		0.6580	0.2050	-0.2050		
9/27/2001	14:26:38	0.6963	56.6800	8.7170		0.6963	0.2050	-0.2050		
9/27/2001	14:26:41	0.7380	56.6700	8.7170		0.7380	0.2050	-0.2050		
9/27/2001	14:26:43	0.7813	56.7100	8.7170		0.7813	0.2050	-0.2050		
9/27/2001	14:26:46	0.8280	56.6700	8.7150		0.8280	0.2030	-0.2030		
9/27/2001	14:26:49	0.8763	56.6800	8.7130		0.8763	0.2010	-0.2010		
9/27/2001	14:26:52	0.9280	56.6800	8.7150		0.9280	0.2030	-0.2030		
9/27/2001	14:26:55	0.9830	56.6800	8.7130		0.9830	0.2010	-0.2010		
9/27/2001	14:26:59	1.0413	56.6600	8.7130		1.0413	0.2010	-0.2010		
9/27/2001	14:27:03	1.1030	56.6600	8.7100		1.1030	0.1980	-0.1980		
9/27/2001	14:27:07	1.1680	56.6700	8.7100		1.1680	0.1980	-0.1980		
9/27/2001	14:27:11	1.2380	56.6700	8.7100		1.2380	0.1980	-0.1980		
9/27/2001	14:27:15	1.3113	56.6900	8.7080		1.3113	0.1960	-0.1960		
9/27/2001	14:27:20	1.3897	56.6600	8.7080		1.3897	0.1960	-0.1960		
9/27/2001	14:27:25	1.4730	56.7000	8.7060		1.4730	0.1940	-0.1940		
9/27/2001	14:27:30	1.5613	56.6800	8.7060		1.5613	0.1940	-0.1940		
9/27/2001	14:27:36	1.6547	56.6700	8.7060		1.6547	0.1940	-0.1940		
9/27/2001	14:27:42	1.7530	56.7100	8.7030		1.7530	0.1910	-0.1910		
9/27/2001	14:27:48	1.8580	56.7000	8.7030		1.8580	0.1910	-0.1910		
9/27/2001	14:27:55	1.9680	56.7000	8.7030		1.9680	0.1910	-0.1910		
9/27/2001	14:28:02	2.0847	56.7300	8.7010		2.0847	0.1890	-0.1890		
9/27/2001	14:28:09	2.2097	56.7300	8.7010		2.2097	0.1890	-0.1890		
9/27/2001	14:28:17	2.3413	56.7400	8.7010		2.3413	0.1890	-0.1890		
9/27/2001	14:28:25	2.4813	56.7500	8.6990		2.4813	0.1870	-0.1870		
9/27/2001	14:28:34	2.6297	56.7900	8.6990		2.6297	0.1870	-0.1870		
9/27/2001	14:28:44	2.7863	56.7900	8.6990		2.7863	0.1870	-0.1870		
9/27/2001	14:28:54	2.9530	56.7800	8.6990		2.9530	0.1870	-0.1870		
9/27/2001	14:29:04	3.1297	56.7900	8.6990		3.1297	0.1870	-0.1870		
9/27/2001	14:29:15	3.3163	56.8000	8.6990		3.3163	0.1870	-0.1870		
9/27/2001	14:29:27	3.5147	56.8400	8.6970		3.5147	0.1850	-0.1850		
9/27/2001	14:29:40	3.7247	56.8400	8.6970		3.7247	0.1850	-0.1850		
9/27/2001	14:29:53	3.9463	56.8600	8.6940		3.9463	0.1820	-0.1820		
9/27/2001	14:30:07	4.1813	56.8700	8.6940		4.1813	0.1820	-0.1820		
9/27/2001	14:30:22	4.4297	56.8900	8.6940		4.4297	0.1820	-0.1820		
9/27/2001	14:30:38	4.6930	56.9200	8.6940		4.6930	0.1820	-0.1820		
9/27/2001	14:30:55	4.9730	56.9400	8.6920		4.9730	0.1800	-0.1800		
9/27/2001	14:31:13	5.2697	56.9700	8.6920		5.2697	0.1800	-0.1800		
9/27/2001	14:31:31	5.5830	56.9900	8.6900		5.5830	0.1780	-0.1780		
9/27/2001	14:31:51	5.9147	57.0000	8.6900		5.9147	0.1780	-0.1780		
9/27/2001	14:32:12	6.2663	57.0100	8.6920		6.2663	0.1800	-0.1800		
9/27/2001	14:32:35	6.6397	57.0800	8.6900		6.6397	0.1780	-0.1780		
9/27/2001	14:32:59	7.0347	57.0900	8.6870		7.0347	0.1750	-0.1750		
9/27/2001	14:33:24	7.4530	57.0700	8.6870		7.4530	0.1750	-0.1750		
9/27/2001	14:33:50	7.8963	57.0700	8.6850		7.8963	0.1730	-0.1730		
9/27/2001	14:34:18	8.3663	57.0800	8.6850		8.3663	0.1730	-0.1730		
9/27/2001	14:34:48	8.8647	57.0800	8.6830		8.8647	0.1710	-0.1710		
9/27/2001	14:35:20	9.3913	57.0800	8.6830		9.3913	0.1710	-0.1710		
9/27/2001	14:35:53	9.9497	57.0700	8.6830		9.9497	0.1710	-0.1710		
9/27/2001	14:36:29	10.5413	57.0700	8.6830		10.5413	0.1710	-0.1710		
9/27/2001	14:37:07	11.1680	57.1000	8.6780		11.1680	0.1660	-0.1660		
9/27/2001	14:37:46	11.8313	57.0700	8.6780		11.8313	0.1660	-0.1660		
9/27/2001	14:38:29	12.5347	57.0700	8.6780		12.5347	0.1660	-0.1660		
9/27/2001	14:39:13	13.2797	57.0700	8.6760		13.2797	0.1640	-0.1640		
9/27/2001	14:40:01	14.0697	57.0800	8.6730		14.0697	0.1610	-0.1610		
9/27/2001	14:40:51	14.9063	57.0700	8.6710		14.9063	0.1590	-0.1590		
9/27/2001	14:41:44	15.7913	57.0700	8.6710		15.7913	0.1590	-0.1590		

9/27/2001	14:42:40	16.7297	57.0500	8.6710		16.7297	0.1590	-0.1590		
9/27/2001	14:43:40	17.7230	57.0600	8.6690		17.7230	0.1570	-0.1570		
9/27/2001	14:44:40	18.7230	57.0600	8.6670		18.7230	0.1550	-0.1550		
9/27/2001	14:45:40	19.7230	57.0600	8.6670		19.7230	0.1550	-0.1550		
9/27/2001	14:46:40	20.7230	57.0600	8.6620		20.7230	0.1500	-0.1500		
9/27/2001	14:47:40	21.7230	57.0800	8.6620		21.7230	0.1500	-0.1500		
9/27/2001	14:48:40	22.7230	57.0600	8.6620		22.7230	0.1500	-0.1500		
9/27/2001	14:49:40	23.7230	57.0400	8.6570		23.7230	0.1450	-0.1450		
9/27/2001	14:50:40	24.7230	57.0400	8.6570		24.7230	0.1450	-0.1450		
9/27/2001	14:51:40	25.7230	57.0400	8.6570		25.7230	0.1450	-0.1450		
9/27/2001	14:52:40	26.7230	57.0400	8.6550		26.7230	0.1430	-0.1430		
9/27/2001	14:53:40	27.7230	57.0300	8.6550		27.7230	0.1430	-0.1430		
9/27/2001	14:54:40	28.7230	57.0100	8.6530		28.7230	0.1410	-0.1410		
9/27/2001	14:55:40	29.7230	57.0000	8.6500		29.7230	0.1380	-0.1380		
9/27/2001	14:56:40	30.7230	56.9900	8.6500		30.7230	0.1380	-0.1380		
9/27/2001	14:57:40	31.7230	56.9700	8.6480		31.7230	0.1360	-0.1360		
9/27/2001	14:58:40	32.7230	56.9700	8.6460		32.7230	0.1340	-0.1340		
9/27/2001	14:59:40	33.7230	56.9500	8.6460		33.7230	0.1340	-0.1340		
9/27/2001	15:00:40	34.7230	56.9600	8.6430		34.7230	0.1310	-0.1310		
9/27/2001	15:01:40	35.7230	56.9200	8.6430		35.7230	0.1310	-0.1310		
9/27/2001	15:02:40	36.7230	56.9200	8.6410		36.7230	0.1290	-0.1290		
9/27/2001	15:03:40	37.7230	56.9200	8.6410		37.7230	0.1290	-0.1290		
9/27/2001	15:04:40	38.7230	56.9000	8.6390		38.7230	0.1270	-0.1270		
9/27/2001	15:05:40	39.7230	56.9000	8.6390		39.7230	0.1270	-0.1270		
9/27/2001	15:06:40	40.7230	56.8700	8.6390		40.7230	0.1270	-0.1270		
9/27/2001	15:07:40	41.7230	56.8700	8.6370		41.7230	0.1250	-0.1250		
9/27/2001	15:08:40	42.7230	56.8600	8.6370		42.7230	0.1250	-0.1250		
9/27/2001	15:09:40	43.7230	56.8600	8.6370		43.7230	0.1250	-0.1250		
9/27/2001	15:10:40	44.7230	56.8400	8.6370		44.7230	0.1250	-0.1250		
9/27/2001	15:11:40	45.7230	56.8100	8.6340		45.7230	0.1220	-0.1220		
9/27/2001	15:12:40	46.7230	56.8300	8.6340		46.7230	0.1220	-0.1220		
9/27/2001	15:13:40	47.7230	56.8000	8.6340		47.7230	0.1220	-0.1220		
9/27/2001	15:14:40	48.7230	56.7800	8.6320		48.7230	0.1200	-0.1200		
9/27/2001	15:15:40	49.7230	56.7700	8.6340		49.7230	0.1220	-0.1220		
9/27/2001	15:16:40	50.7230	56.7700	8.6320		50.7230	0.1200	-0.1200		
9/27/2001	15:17:40	51.7230	56.7500	8.6300		51.7230	0.1180	-0.1180		
9/27/2001	15:18:40	52.7230	56.7400	8.6300		52.7230	0.1180	-0.1180		
9/27/2001	15:19:40	53.7230	56.7100	8.6300		53.7230	0.1180	-0.1180		
9/27/2001	15:20:40	54.7230	56.7000	8.6300		54.7230	0.1180	-0.1180		
9/27/2001	15:21:40	55.7230	56.6600	8.6270		55.7230	0.1150	-0.1150		
9/27/2001	15:22:40	56.7230	56.6400	8.6270		56.7230	0.1150	-0.1150		
9/27/2001	15:23:40	57.7230	56.6300	8.6250		57.7230	0.1130	-0.1130		
9/27/2001	15:24:40	58.7230	56.6700	8.6270		58.7230	0.1150	-0.1150		
9/27/2001	15:25:40	59.7230	56.6400	8.6250		59.7230	0.1130	-0.1130		
9/27/2001	15:26:40	60.7230	56.6600	8.6250		60.7230	0.1130	-0.1130		
9/27/2001	15:27:40	61.7230	56.6300	8.6230		61.7230	0.1110	-0.1110		
9/27/2001	15:28:40	62.7230	56.6300	8.6230		62.7230	0.1110	-0.1110		
9/27/2001	15:29:40	63.7230	56.6200	8.6230		63.7230	0.1110	-0.1110		
9/27/2001	15:30:40	64.7230	56.6300	8.6230		64.7230	0.1110	-0.1110		
9/27/2001	15:31:40	65.7230	56.6000	8.6200		65.7230	0.1080	-0.1080		
9/27/2001	15:32:40	66.7230	56.6000	8.6200		66.7230	0.1080	-0.1080		
9/27/2001	15:33:40	67.7230	56.5900	8.6180		67.7230	0.1060	-0.1060		
9/27/2001	15:34:40	68.7230	56.6200	8.6180		68.7230	0.1060	-0.1060		
9/27/2001	15:35:40	69.7230	56.5900	8.6180		69.7230	0.1060	-0.1060		
9/27/2001	15:36:40	70.7230	56.5900	8.6180		70.7230	0.1060	-0.1060		
9/27/2001	15:37:40	71.7230	56.5900	8.6180		71.7230	0.1060	-0.1060		
9/27/2001	15:38:40	72.7230	56.5700	8.6180		72.7230	0.1060	-0.1060		
9/27/2001	15:39:40	73.7230	56.5700	8.6160		73.7230	0.1040	-0.1040		
9/27/2001	15:40:40	74.7230	56.5500	8.6160		74.7230	0.1040	-0.1040		
9/27/2001	15:41:40	75.7230	56.5400	8.6160		75.7230	0.1040	-0.1040		

9/27/2001	15:42:40	76.7230	56.5400	8.6160		76.7230	0.1040	-0.1040		
9/27/2001	15:43:40	77.7230	56.5600	8.6160		77.7230	0.1040	-0.1040		
9/27/2001	15:44:40	78.7230	56.5400	8.6140		78.7230	0.1020	-0.1020		
9/27/2001	15:45:40	79.7230	56.5600	8.6140		79.7230	0.1020	-0.1020		
9/27/2001	15:46:40	80.7230	56.5600	8.6140		80.7230	0.1020	-0.1020		
9/27/2001	15:47:40	81.7230	56.5100	8.6140		81.7230	0.1020	-0.1020		
9/27/2001	15:48:40	82.7230	56.4900	8.6140		82.7230	0.1020	-0.1020		
9/27/2001	15:49:40	83.7230	56.5400	8.6140		83.7230	0.1020	-0.1020		
9/27/2001	15:50:40	84.7230	56.4900	8.6110		84.7230	0.0990	-0.0990		
9/27/2001	15:51:40	85.7230	56.4800	8.6110		85.7230	0.0990	-0.0990		
9/27/2001	15:52:40	86.7230	56.4800	8.6110		86.7230	0.0990	-0.0990		
9/27/2001	15:53:40	87.7230	56.4800	8.6110		87.7230	0.0990	-0.0990		
9/27/2001	15:54:40	88.7230	56.4800	8.6090		88.7230	0.0970	-0.0970		
9/27/2001	15:55:40	89.7230	56.4900	8.6090		89.7230	0.0970	-0.0970		
9/27/2001	15:56:40	90.7230	56.4600	8.6090		90.7230	0.0970	-0.0970		
9/27/2001	15:57:40	91.7230	56.4600	8.6090		91.7230	0.0970	-0.0970		
9/27/2001	15:58:40	92.7230	56.4800	8.6070		92.7230	0.0950	-0.0950		
9/27/2001	15:59:40	93.7230	56.4500	8.6070		93.7230	0.0950	-0.0950		
9/27/2001	16:00:40	94.7230	56.4500	8.6070		94.7230	0.0950	-0.0950		
9/27/2001	16:01:40	95.7230	56.4500	8.6070		95.7230	0.0950	-0.0950		
9/27/2001	16:02:40	96.7230	56.4300	8.6070		96.7230	0.0950	-0.0950		
9/27/2001	16:03:40	97.7230	56.4400	8.6070		97.7230	0.0950	-0.0950		
9/27/2001	16:04:40	98.7230	56.4400	8.6040		98.7230	0.0920	-0.0920		
9/27/2001	16:05:40	99.7230	56.4500	8.6040		99.7230	0.0920	-0.0920		
9/27/2001	16:06:40	100.7230	56.4300	8.6040		100.7230	0.0920	-0.0920		
9/27/2001	16:07:40	101.7230	56.4200	8.6040		101.7230	0.0920	-0.0920		
9/27/2001	16:08:40	102.7230	56.4300	8.6040		102.7230	0.0920	-0.0920		
9/27/2001	16:09:40	103.7230	56.4200	8.6020		103.7230	0.0900	-0.0900		
9/27/2001	16:10:40	104.7230	56.4300	8.6040		104.7230	0.0920	-0.0920		
9/27/2001	16:11:40	105.7230	56.4200	8.6020		105.7230	0.0900	-0.0900		
9/27/2001	16:12:40	106.7230	56.4000	8.6020		106.7230	0.0900	-0.0900		
9/27/2001	16:13:40	107.7230	56.4000	8.6020		107.7230	0.0900	-0.0900		
9/27/2001	16:14:40	108.7230	56.4300	8.6020		108.7230	0.0900	-0.0900		
9/27/2001	16:15:40	109.7230	56.4300	8.6020		109.7230	0.0900	-0.0900		
9/27/2001	16:16:40	110.7230	56.4000	8.6020		110.7230	0.0900	-0.0900		
9/27/2001	16:17:40	111.7230	56.3900	8.6000		111.7230	0.0880	-0.0880		
9/27/2001	16:18:40	112.7230	56.3800	8.6000		112.7230	0.0880	-0.0880		
9/27/2001	16:19:40	113.7230	56.3900	8.6000		113.7230	0.0880	-0.0880		
9/27/2001	16:20:40	114.7230	56.3800	8.6000		114.7230	0.0880	-0.0880		
9/27/2001	16:21:40	115.7230	56.4200	8.5970		115.7230	0.0850	-0.0850		
9/27/2001	16:22:40	116.7230	56.3800	8.5970		116.7230	0.0850	-0.0850		
9/27/2001	16:23:40	117.7230	56.3800	8.5970		117.7230	0.0850	-0.0850		
9/27/2001	16:24:40	118.7230	56.4200	8.5970		118.7230	0.0850	-0.0850		
9/27/2001	16:25:40	119.7230	56.3800	8.5970		119.7230	0.0850	-0.0850		
9/27/2001	16:26:40	120.7230	56.3800	8.5970		120.7230	0.0850	-0.0850		
9/27/2001	16:27:40	121.7230	56.3700	8.5970		121.7230	0.0850	-0.0850		
9/27/2001	16:28:40	122.7230	56.3700	8.5970		122.7230	0.0850	-0.0850		
9/27/2001	16:29:40	123.7230	56.4000	8.5950		123.7230	0.0830	-0.0830		
9/27/2001	16:30:40	124.7230	56.4000	8.5950		124.7230	0.0830	-0.0830		
9/27/2001	16:31:40	125.7230	56.3900	8.5950		125.7230	0.0830	-0.0830		
9/27/2001	16:32:40	126.7230	56.3700	8.5950		126.7230	0.0830	-0.0830		
9/27/2001	16:33:40	127.7230	56.3700	8.5950		127.7230	0.0830	-0.0830		
9/27/2001	16:34:40	128.7230	56.3700	8.5950		128.7230	0.0830	-0.0830		
9/27/2001	16:35:40	129.7230	56.4000	8.5950		129.7230	0.0830	-0.0830		
9/27/2001	16:36:40	130.7230	56.3600	8.5930		130.7230	0.0810	-0.0810		
9/27/2001	16:37:40	131.7230	56.3700	8.5950		131.7230	0.0830	-0.0830		
9/27/2001	16:38:40	132.7230	56.3700	8.5930		132.7230	0.0810	-0.0810		
9/27/2001	16:39:40	133.7230	56.3700	8.5930		133.7230	0.0810	-0.0810		
9/27/2001	16:40:40	134.7230	56.3800	8.5930		134.7230	0.0810	-0.0810		
9/27/2001	16:41:40	135.7230	56.3800	8.5930		135.7230	0.0810	-0.0810		

9/27/2001	16:42:40	136.7230	56.3800	8.5930		136.7230	0.0810	-0.0810		
9/27/2001	16:43:40	137.7230	56.3700	8.5930		137.7230	0.0810	-0.0810		
9/27/2001	16:44:40	138.7230	56.3600	8.5930		138.7230	0.0810	-0.0810		
9/27/2001	16:45:40	139.7230	56.3600	8.5900		139.7230	0.0780	-0.0780		
9/27/2001	16:46:40	140.7230	56.3700	8.5900		140.7230	0.0780	-0.0780		
9/27/2001	16:47:40	141.7230	56.3600	8.5900		141.7230	0.0780	-0.0780		
9/27/2001	16:48:40	142.7230	56.3500	8.5900		142.7230	0.0780	-0.0780		
9/27/2001	16:49:40	143.7230	56.3500	8.5900		143.7230	0.0780	-0.0780		
9/27/2001	16:50:40	144.7230	56.3700	8.5880		144.7230	0.0760	-0.0760		
9/27/2001	16:51:40	145.7230	56.3700	8.5900		145.7230	0.0780	-0.0780		
9/27/2001	16:52:40	146.7230	56.3700	8.5880		146.7230	0.0760	-0.0760		
9/27/2001	16:53:40	147.7230	56.3600	8.5880		147.7230	0.0760	-0.0760		
9/27/2001	16:54:40	148.7230	56.3400	8.5880		148.7230	0.0760	-0.0760		
9/27/2001	16:55:40	149.7230	56.3700	8.5880		149.7230	0.0760	-0.0760		
9/27/2001	16:56:40	150.7230	56.3600	8.5860		150.7230	0.0740	-0.0740		
9/27/2001	16:57:40	151.7230	56.3500	8.5860		151.7230	0.0740	-0.0740		
9/27/2001	16:58:40	152.7230	56.3500	8.5880		152.7230	0.0760	-0.0760		
9/27/2001	16:59:40	153.7230	56.3500	8.5860		153.7230	0.0740	-0.0740		
9/27/2001	17:00:40	154.7230	56.3500	8.5860		154.7230	0.0740	-0.0740		
9/27/2001	17:01:40	155.7230	56.3400	8.5860		155.7230	0.0740	-0.0740		
9/27/2001	17:02:40	156.7230	56.3500	8.5860		156.7230	0.0740	-0.0740		
9/27/2001	17:03:40	157.7230	56.3600	8.5860		157.7230	0.0740	-0.0740		
9/27/2001	17:04:40	158.7230	56.3500	8.5860		158.7230	0.0740	-0.0740		
9/27/2001	17:05:40	159.7230	56.3400	8.5860		159.7230	0.0740	-0.0740		
9/27/2001	17:06:40	160.7230	56.3400	8.5840		160.7230	0.0720	-0.0720		
9/27/2001	17:07:40	161.7230	56.3500	8.5840		161.7230	0.0720	-0.0720		
9/27/2001	17:08:40	162.7230	56.3400	8.5840		162.7230	0.0720	-0.0720		
9/27/2001	17:09:40	163.7230	56.3500	8.5840		163.7230	0.0720	-0.0720		
9/27/2001	17:10:40	164.7230	56.3500	8.5810		164.7230	0.0690	-0.0690		
9/27/2001	17:11:40	165.7230	56.3300	8.5810		165.7230	0.0690	-0.0690		
9/27/2001	17:12:40	166.7230	56.3400	8.5840		166.7230	0.0720	-0.0720		
9/27/2001	17:13:40	167.7230	56.3400	8.5810		167.7230	0.0690	-0.0690		
9/27/2001	17:14:40	168.7230	56.3400	8.5810		168.7230	0.0690	-0.0690		
9/27/2001	17:15:40	169.7230	56.3400	8.5810		169.7230	0.0690	-0.0690		
9/27/2001	17:16:40	170.7230	56.3700	8.5790		170.7230	0.0670	-0.0670		
9/27/2001	17:17:40	171.7230	56.3400	8.5810		171.7230	0.0690	-0.0690		
9/27/2001	17:18:40	172.7230	56.3500	8.5810		172.7230	0.0690	-0.0690		
9/27/2001	17:19:40	173.7230	56.3600	8.5790		173.7230	0.0670	-0.0670		
9/27/2001	17:20:40	174.7230	56.3400	8.5810		174.7230	0.0690	-0.0690		
9/27/2001	17:21:40	175.7230	56.3400	8.5790		175.7230	0.0670	-0.0670		
9/27/2001	17:22:40	176.7230	56.3300	8.5790		176.7230	0.0670	-0.0670		
9/27/2001	17:23:40	177.7230	56.3300	8.5790		177.7230	0.0670	-0.0670		
9/27/2001	17:24:40	178.7230	56.3300	8.5790		178.7230	0.0670	-0.0670		
9/27/2001	17:25:40	179.7230	56.3500	8.5790		179.7230	0.0670	-0.0670		
9/27/2001	17:26:40	180.7230	56.3400	8.5790		180.7230	0.0670	-0.0670		
9/27/2001	17:27:40	181.7230	56.3300	8.5790		181.7230	0.0670	-0.0670		
9/27/2001	17:28:40	182.7230	56.3300	8.5770		182.7230	0.0650	-0.0650		
9/27/2001	17:29:40	183.7230	56.3400	8.5790		183.7230	0.0670	-0.0670		
9/27/2001	17:30:40	184.7230	56.3300	8.5770		184.7230	0.0650	-0.0650		
9/27/2001	17:31:40	185.7230	56.3600	8.5790		185.7230	0.0670	-0.0670		
9/27/2001	17:32:40	186.7230	56.3300	8.5790		186.7230	0.0670	-0.0670		
9/27/2001	17:33:40	187.7230	56.3400	8.5770		187.7230	0.0650	-0.0650		
9/27/2001	17:34:40	188.7230	56.3400	8.5770		188.7230	0.0650	-0.0650		
9/27/2001	17:35:40	189.7230	56.3600	8.5770		189.7230	0.0650	-0.0650		
9/27/2001	17:36:40	190.7230	56.3200	8.5770		190.7230	0.0650	-0.0650		
9/27/2001	17:37:40	191.7230	56.3400	8.5770		191.7230	0.0650	-0.0650		
9/27/2001	17:38:40	192.7230	56.3400	8.5770		192.7230	0.0650	-0.0650		
9/27/2001	17:39:40	193.7230	56.3300	8.5770		193.7230	0.0650	-0.0650		
9/27/2001	17:40:40	194.7230	56.3400	8.5740		194.7230	0.0620	-0.0620		
9/27/2001	17:41:40	195.7230	56.3300	8.5740		195.7230	0.0620	-0.0620		

9/27/2001	17:42:40	196.7230	56.3300	8.5740		196.7230	0.0620	-0.0620		
9/27/2001	17:43:40	197.7230	56.3300	8.5740		197.7230	0.0620	-0.0620		
9/27/2001	17:44:40	198.7230	56.3300	8.5720		198.7230	0.0600	-0.0600		
9/27/2001	17:45:40	199.7230	56.3200	8.5740		199.7230	0.0620	-0.0620		
9/27/2001	17:46:40	200.7230	56.3600	8.5740		200.7230	0.0620	-0.0620		
9/27/2001	17:47:40	201.7230	56.3200	8.5740		201.7230	0.0620	-0.0620		
9/27/2001	17:48:40	202.7230	56.3200	8.5740		202.7230	0.0620	-0.0620		
9/27/2001	17:49:40	203.7230	56.3200	8.5720		203.7230	0.0600	-0.0600		
9/27/2001	17:50:40	204.7230	56.3200	8.5720		204.7230	0.0600	-0.0600		
9/27/2001	17:51:40	205.7230	56.3200	8.5740		205.7230	0.0620	-0.0620		
9/27/2001	17:52:40	206.7230	56.3300	8.5720		206.7230	0.0600	-0.0600		
9/27/2001	17:53:40	207.7230	56.3300	8.5720		207.7230	0.0600	-0.0600		
9/27/2001	17:54:40	208.7230	56.3300	8.5700		208.7230	0.0580	-0.0580		
9/27/2001	17:55:40	209.7230	56.3300	8.5720		209.7230	0.0600	-0.0600		
9/27/2001	17:56:40	210.7230	56.3300	8.5700		210.7230	0.0580	-0.0580		
9/27/2001	17:57:40	211.7230	56.3300	8.5700		211.7230	0.0580	-0.0580		
9/27/2001	17:58:40	212.7230	56.3300	8.5700		212.7230	0.0580	-0.0580		
9/27/2001	17:59:40	213.7230	56.3200	8.5700		213.7230	0.0580	-0.0580		
9/27/2001	18:00:40	214.7230	56.3200	8.5700		214.7230	0.0580	-0.0580		
9/27/2001	18:01:40	215.7230	56.3200	8.5700		215.7230	0.0580	-0.0580		
9/27/2001	18:02:40	216.7230	56.3300	8.5700		216.7230	0.0580	-0.0580		
9/27/2001	18:03:40	217.7230	56.3500	8.5700		217.7230	0.0580	-0.0580		
9/27/2001	18:04:40	218.7230	56.3300	8.5700		218.7230	0.0580	-0.0580		
9/27/2001	18:05:40	219.7230	56.3300	8.5700		219.7230	0.0580	-0.0580		
9/27/2001	18:06:40	220.7230	56.3300	8.5700		220.7230	0.0580	-0.0580		
9/27/2001	18:07:40	221.7230	56.3200	8.5700		221.7230	0.0580	-0.0580		
9/27/2001	18:08:40	222.7230	56.3500	8.5700		222.7230	0.0580	-0.0580		
9/27/2001	18:09:40	223.7230	56.3200	8.5700		223.7230	0.0580	-0.0580		
9/27/2001	18:10:40	224.7230	56.3000	8.5700		224.7230	0.0580	-0.0580		
9/27/2001	18:11:40	225.7230	56.2800	8.5670		225.7230	0.0550	-0.0550		
9/27/2001	18:12:40	226.7230	56.2700	8.5670		226.7230	0.0550	-0.0550		
9/27/2001	18:13:40	227.7230	56.3000	8.5670		227.7230	0.0550	-0.0550		
9/27/2001	18:14:40	228.7230	56.3200	8.5670		228.7230	0.0550	-0.0550		
9/27/2001	18:15:40	229.7230	56.3000	8.5670		229.7230	0.0550	-0.0550		
9/27/2001	18:16:40	230.7230	56.3000	8.5670		230.7230	0.0550	-0.0550		
9/27/2001	18:17:40	231.7230	56.3200	8.5670		231.7230	0.0550	-0.0550		
9/27/2001	18:18:40	232.7230	56.2700	8.5670		232.7230	0.0550	-0.0550		
9/27/2001	18:19:40	233.7230	56.3300	8.5650		233.7230	0.0530	-0.0530		
9/27/2001	18:20:40	234.7230	56.3200	8.5670		234.7230	0.0550	-0.0550		
9/27/2001	18:21:40	235.7230	56.3000	8.5670		235.7230	0.0550	-0.0550		
9/27/2001	18:22:40	236.7230	56.3200	8.5670		236.7230	0.0550	-0.0550		
9/27/2001	18:23:40	237.7230	56.3200	8.5650		237.7230	0.0530	-0.0530		
9/27/2001	18:24:40	238.7230	56.2700	8.5650		238.7230	0.0530	-0.0530		
9/27/2001	18:25:40	239.7230	56.2700	8.5670		239.7230	0.0550	-0.0550		
9/27/2001	18:26:40	240.7230	56.2700	8.5670		240.7230	0.0550	-0.0550		
9/27/2001	18:27:40	241.7230	56.3200	8.5650		241.7230	0.0530	-0.0530		
9/27/2001	18:28:40	242.7230	56.3200	8.5650		242.7230	0.0530	-0.0530		
9/27/2001	18:29:40	243.7230	56.3200	8.5650		243.7230	0.0530	-0.0530		
9/27/2001	18:30:40	244.7230	56.3200	8.5650		244.7230	0.0530	-0.0530		
9/27/2001	18:31:40	245.7230	56.3300	8.5650		245.7230	0.0530	-0.0530		
9/27/2001	18:32:40	246.7230	56.3400	8.5650		246.7230	0.0530	-0.0530		
9/27/2001	18:33:40	247.7230	56.3500	8.5650		247.7230	0.0530	-0.0530		
9/27/2001	18:34:40	248.7230	56.3400	8.5650		248.7230	0.0530	-0.0530		
9/27/2001	18:35:40	249.7230	56.3400	8.5650		249.7230	0.0530	-0.0530		
9/27/2001	18:36:40	250.7230	56.3300	8.5650		250.7230	0.0530	-0.0530		
9/27/2001	18:37:40	251.7230	56.3500	8.5630		251.7230	0.0510	-0.0510		
9/27/2001	18:38:40	252.7230	56.3300	8.5630		252.7230	0.0510	-0.0510		
9/27/2001	18:39:40	253.7230	56.3300	8.5630		253.7230	0.0510	-0.0510		
9/27/2001	18:40:40	254.7230	56.3400	8.5630		254.7230	0.0510	-0.0510		
9/27/2001	18:41:40	255.7230	56.3500	8.5630		255.7230	0.0510	-0.0510		

9/27/2001	18:42:40	256.7230	56.3200	8.5630		256.7230	0.0510	-0.0510		
9/27/2001	18:43:40	257.7230	56.3300	8.5630		257.7230	0.0510	-0.0510		
9/27/2001	18:44:40	258.7230	56.3300	8.5600		258.7230	0.0480	-0.0480		
9/27/2001	18:45:40	259.7230	56.3400	8.5630		259.7230	0.0510	-0.0510		
9/27/2001	18:46:40	260.7230	56.3300	8.5630		260.7230	0.0510	-0.0510		
9/27/2001	18:47:40	261.7230	56.3200	8.5630		261.7230	0.0510	-0.0510		
9/27/2001	18:48:40	262.7230	56.3300	8.5600		262.7230	0.0480	-0.0480		
9/27/2001	18:49:40	263.7230	56.3000	8.5600		263.7230	0.0480	-0.0480		
9/27/2001	18:50:40	264.7230	56.3300	8.5600		264.7230	0.0480	-0.0480		
9/27/2001	18:51:40	265.7230	56.3300	8.5630		265.7230	0.0510	-0.0510		
9/27/2001	18:52:40	266.7230	56.3200	8.5600		266.7230	0.0480	-0.0480		
9/27/2001	18:53:40	267.7230	56.3200	8.5600		267.7230	0.0480	-0.0480		
9/27/2001	18:54:40	268.7230	56.3000	8.5600		268.7230	0.0480	-0.0480		
9/27/2001	18:55:40	269.7230	56.3000	8.5600		269.7230	0.0480	-0.0480		
9/27/2001	18:56:40	270.7230	56.3200	8.5600		270.7230	0.0480	-0.0480		
9/27/2001	18:57:40	271.7230	56.3300	8.5600		271.7230	0.0480	-0.0480		
9/27/2001	18:58:40	272.7230	56.3300	8.5600		272.7230	0.0480	-0.0480		
9/27/2001	18:59:40	273.7230	56.3300	8.5580		273.7230	0.0460	-0.0460		
9/27/2001	19:00:40	274.7230	56.3300	8.5580		274.7230	0.0460	-0.0460		
9/27/2001	19:01:40	275.7230	56.3300	8.5580		275.7230	0.0460	-0.0460		
9/27/2001	19:02:40	276.7230	56.3200	8.5580		276.7230	0.0460	-0.0460		
9/27/2001	19:03:40	277.7230	56.3200	8.5580		277.7230	0.0460	-0.0460		
9/27/2001	19:04:40	278.7230	56.3300	8.5580		278.7230	0.0460	-0.0460		
9/27/2001	19:05:40	279.7230	56.3200	8.5580		279.7230	0.0460	-0.0460		
9/27/2001	19:06:40	280.7230	56.3300	8.5580		280.7230	0.0460	-0.0460		
9/27/2001	19:07:40	281.7230	56.3200	8.5580		281.7230	0.0460	-0.0460		
9/27/2001	19:08:40	282.7230	56.3200	8.5580		282.7230	0.0460	-0.0460		
9/27/2001	19:09:40	283.7230	56.3200	8.5580		283.7230	0.0460	-0.0460		
9/27/2001	19:10:40	284.7230	56.3300	8.5580		284.7230	0.0460	-0.0460		
9/27/2001	19:11:40	285.7230	56.3200	8.5580		285.7230	0.0460	-0.0460		
9/27/2001	19:12:40	286.7230	56.3200	8.5580		286.7230	0.0460	-0.0460		
9/27/2001	19:13:40	287.7230	56.3200	8.5560		287.7230	0.0440	-0.0440		
9/27/2001	19:14:40	288.7230	56.3200	8.5560		288.7230	0.0440	-0.0440		
9/27/2001	19:15:40	289.7230	56.3200	8.5580		289.7230	0.0460	-0.0460		
9/27/2001	19:16:40	290.7230	56.3200	8.5560		290.7230	0.0440	-0.0440		
9/27/2001	19:17:40	291.7230	56.3200	8.5560		291.7230	0.0440	-0.0440		
9/27/2001	19:18:40	292.7230	56.3200	8.5560		292.7230	0.0440	-0.0440		
9/27/2001	19:19:40	293.7230	56.3200	8.5560		293.7230	0.0440	-0.0440		
9/27/2001	19:20:40	294.7230	56.3200	8.5560		294.7230	0.0440	-0.0440		
9/27/2001	19:21:40	295.7230	56.3200	8.5540		295.7230	0.0420	-0.0420		
9/27/2001	19:22:40	296.7230	56.3200	8.5560		296.7230	0.0440	-0.0440		
9/27/2001	19:23:40	297.7230	56.3200	8.5540		297.7230	0.0420	-0.0420		
9/27/2001	19:24:40	298.7230	56.3200	8.5540		298.7230	0.0420	-0.0420		
9/27/2001	19:25:40	299.7230	56.3200	8.5540		299.7230	0.0420	-0.0420		
9/27/2001	19:26:40	300.7230	56.3000	8.5540		300.7230	0.0420	-0.0420		
9/27/2001	19:27:40	301.7230	56.3200	8.5540		301.7230	0.0420	-0.0420		
9/27/2001	19:28:40	302.7230	56.3200	8.5540		302.7230	0.0420	-0.0420		
9/27/2001	19:29:40	303.7230	56.3200	8.5510		303.7230	0.0390	-0.0390		
9/27/2001	19:30:40	304.7230	56.3400	8.5540		304.7230	0.0420	-0.0420		
9/27/2001	19:31:40	305.7230	56.3000	8.5540		305.7230	0.0420	-0.0420		
9/27/2001	19:32:40	306.7230	56.3300	8.5510		306.7230	0.0390	-0.0390		
9/27/2001	19:33:40	307.7230	56.3000	8.5510		307.7230	0.0390	-0.0390		
9/27/2001	19:34:40	308.7230	56.3200	8.5510		308.7230	0.0390	-0.0390		
9/27/2001	19:35:40	309.7230	56.3200	8.5510		309.7230	0.0390	-0.0390		
9/27/2001	19:36:40	310.7230	56.3200	8.5510		310.7230	0.0390	-0.0390		
9/27/2001	19:37:40	311.7230	56.3200	8.5510		311.7230	0.0390	-0.0390		
9/27/2001	19:38:40	312.7230	56.3200	8.5510		312.7230	0.0390	-0.0390		
9/27/2001	19:39:40	313.7230	56.3300	8.5510		313.7230	0.0390	-0.0390		
9/27/2001	19:40:40	314.7230	56.3000	8.5510		314.7230	0.0390	-0.0390		
9/27/2001	19:41:40	315.7230	56.3200	8.5510		315.7230	0.0390	-0.0390		

9/27/2001	19:42:40	316.7230	56.3000	8.5510		316.7230	0.0390	-0.0390		
9/27/2001	19:43:40	317.7230	56.3200	8.5510		317.7230	0.0390	-0.0390		
9/27/2001	19:44:40	318.7230	56.3400	8.5510		318.7230	0.0390	-0.0390		
9/27/2001	19:45:40	319.7230	56.3300	8.5510		319.7230	0.0390	-0.0390		
9/27/2001	19:46:40	320.7230	56.2900	8.5490		320.7230	0.0370	-0.0370		
9/27/2001	19:47:40	321.7230	56.3200	8.5510		321.7230	0.0390	-0.0390		
9/27/2001	19:48:40	322.7230	56.3300	8.5510		322.7230	0.0390	-0.0390		
9/27/2001	19:49:40	323.7230	56.3200	8.5490		323.7230	0.0370	-0.0370		
9/27/2001	19:50:40	324.7230	56.3400	8.5490		324.7230	0.0370	-0.0370		
9/27/2001	19:51:40	325.7230	56.3000	8.5490		325.7230	0.0370	-0.0370		
9/27/2001	19:52:40	326.7230	56.3200	8.5490		326.7230	0.0370	-0.0370		
9/27/2001	19:53:40	327.7230	56.3200	8.5490		327.7230	0.0370	-0.0370		
9/27/2001	19:54:40	328.7230	56.3200	8.5490		328.7230	0.0370	-0.0370		
9/27/2001	19:55:40	329.7230	56.3500	8.5490		329.7230	0.0370	-0.0370		
9/27/2001	19:56:40	330.7230	56.3400	8.5490		330.7230	0.0370	-0.0370		
9/27/2001	19:57:40	331.7230	56.3000	8.5490		331.7230	0.0370	-0.0370		
9/27/2001	19:58:40	332.7230	56.3400	8.5490		332.7230	0.0370	-0.0370		
9/27/2001	19:59:40	333.7230	56.3000	8.5490		333.7230	0.0370	-0.0370		
9/27/2001	20:00:40	334.7230	56.3200	8.5490		334.7230	0.0370	-0.0370		
9/27/2001	20:01:40	335.7230	56.3500	8.5470		335.7230	0.0350	-0.0350		
9/27/2001	20:02:40	336.7230	56.3000	8.5490		336.7230	0.0370	-0.0370		
9/27/2001	20:03:40	337.7230	56.3200	8.5470		337.7230	0.0350	-0.0350		
9/27/2001	20:04:40	338.7230	56.3200	8.5490		338.7230	0.0370	-0.0370		
9/27/2001	20:05:40	339.7230	56.3200	8.5490		339.7230	0.0370	-0.0370		
9/27/2001	20:06:40	340.7230	56.3200	8.5490		340.7230	0.0370	-0.0370		
9/27/2001	20:07:40	341.7230	56.3200	8.5470		341.7230	0.0350	-0.0350		
9/27/2001	20:08:40	342.7230	56.3200	8.5470		342.7230	0.0350	-0.0350		
9/27/2001	20:09:40	343.7230	56.3300	8.5470		343.7230	0.0350	-0.0350		
9/27/2001	20:10:40	344.7230	56.3000	8.5490		344.7230	0.0370	-0.0370		
9/27/2001	20:11:40	345.7230	56.3400	8.5470		345.7230	0.0350	-0.0350		
9/27/2001	20:12:40	346.7230	56.3300	8.5470		346.7230	0.0350	-0.0350		
9/27/2001	20:13:40	347.7230	56.3200	8.5470		347.7230	0.0350	-0.0350		
9/27/2001	20:14:40	348.7230	56.3000	8.5470		348.7230	0.0350	-0.0350		
9/27/2001	20:15:40	349.7230	56.3400	8.5470		349.7230	0.0350	-0.0350		
9/27/2001	20:16:40	350.7230	56.3400	8.5470		350.7230	0.0350	-0.0350		
9/27/2001	20:17:40	351.7230	56.3000	8.5470		351.7230	0.0350	-0.0350		
9/27/2001	20:18:40	352.7230	56.3000	8.5440		352.7230	0.0320	-0.0320		
9/27/2001	20:19:40	353.7230	56.3000	8.5470		353.7230	0.0350	-0.0350		
9/27/2001	20:20:40	354.7230	56.3200	8.5440		354.7230	0.0320	-0.0320		
9/27/2001	20:21:40	355.7230	56.3200	8.5440		355.7230	0.0320	-0.0320		
9/27/2001	20:22:40	356.7230	56.3200	8.5440		356.7230	0.0320	-0.0320		
9/27/2001	20:23:40	357.7230	56.3300	8.5440		357.7230	0.0320	-0.0320		
9/27/2001	20:24:40	358.7230	56.3200	8.5440		358.7230	0.0320	-0.0320		
9/27/2001	20:25:40	359.7230	56.3200	8.5440		359.7230	0.0320	-0.0320		
9/27/2001	20:26:40	360.7230	56.3300	8.5440		360.7230	0.0320	-0.0320		
9/27/2001	20:27:40	361.7230	56.3300	8.5440		361.7230	0.0320	-0.0320		
9/27/2001	20:28:40	362.7230	56.3200	8.5420		362.7230	0.0300	-0.0300		
9/27/2001	20:29:40	363.7230	56.3300	8.5440		363.7230	0.0320	-0.0320		
9/27/2001	20:30:40	364.7230	56.3200	8.5440		364.7230	0.0320	-0.0320		
9/27/2001	20:31:40	365.7230	56.3200	8.5420		365.7230	0.0300	-0.0300		
9/27/2001	20:32:40	366.7230	56.3200	8.5420		366.7230	0.0300	-0.0300		
9/27/2001	20:33:40	367.7230	56.3200	8.5440		367.7230	0.0320	-0.0320		
9/27/2001	20:34:40	368.7230	56.3200	8.5420		368.7230	0.0300	-0.0300		
9/27/2001	20:35:40	369.7230	56.2700	8.5440		369.7230	0.0320	-0.0320		
9/27/2001	20:36:40	370.7230	56.3400	8.5420		370.7230	0.0300	-0.0300		
9/27/2001	20:37:40	371.7230	56.3200	8.5420		371.7230	0.0300	-0.0300		
9/27/2001	20:38:40	372.7230	56.3000	8.5420		372.7230	0.0300	-0.0300		
9/27/2001	20:39:40	373.7230	56.3200	8.5420		373.7230	0.0300	-0.0300		
9/27/2001	20:40:40	374.7230	56.3200	8.5420		374.7230	0.0300	-0.0300		
9/27/2001	20:41:40	375.7230	56.3200	8.5420		375.7230	0.0300	-0.0300		

9/27/2001	20:42:40	376.7230	56.3000	8.5420		376.7230	0.0300	-0.0300		
9/27/2001	20:43:40	377.7230	56.3200	8.5400		377.7230	0.0280	-0.0280		
9/27/2001	20:44:40	378.7230	56.3200	8.5420		378.7230	0.0300	-0.0300		
9/27/2001	20:45:40	379.7230	56.3000	8.5420		379.7230	0.0300	-0.0300		
9/27/2001	20:46:40	380.7230	56.3300	8.5420		380.7230	0.0300	-0.0300		
9/27/2001	20:47:40	381.7230	56.3000	8.5400		381.7230	0.0280	-0.0280		
9/27/2001	20:48:40	382.7230	56.3300	8.5400		382.7230	0.0280	-0.0280		
9/27/2001	20:49:40	383.7230	56.3200	8.5400		383.7230	0.0280	-0.0280		
9/27/2001	20:50:40	384.7230	56.2700	8.5400		384.7230	0.0280	-0.0280		
9/27/2001	20:51:40	385.7230	56.3400	8.5400		385.7230	0.0280	-0.0280		
9/27/2001	20:52:40	386.7230	56.3200	8.5400		386.7230	0.0280	-0.0280		
9/27/2001	20:53:40	387.7230	56.3200	8.5400		387.7230	0.0280	-0.0280		
9/27/2001	20:54:40	388.7230	56.2800	8.5400		388.7230	0.0280	-0.0280		
9/27/2001	20:55:40	389.7230	56.2900	8.5400		389.7230	0.0280	-0.0280		
9/27/2001	20:56:40	390.7230	56.3200	8.5400		390.7230	0.0280	-0.0280		
9/27/2001	20:57:40	391.7230	56.3200	8.5400		391.7230	0.0280	-0.0280		
9/27/2001	20:58:40	392.7230	56.2900	8.5400		392.7230	0.0280	-0.0280		
9/27/2001	20:59:40	393.7230	56.3000	8.5400		393.7230	0.0280	-0.0280		
9/27/2001	21:00:40	394.7230	56.2800	8.5370		394.7230	0.0250	-0.0250		
9/27/2001	21:01:40	395.7230	56.3200	8.5370		395.7230	0.0250	-0.0250		
9/27/2001	21:02:40	396.7230	56.2600	8.5400		396.7230	0.0280	-0.0280		
9/27/2001	21:03:40	397.7230	56.3000	8.5370		397.7230	0.0250	-0.0250		
9/27/2001	21:04:40	398.7230	56.3200	8.5370		398.7230	0.0250	-0.0250		
9/27/2001	21:05:40	399.7230	56.3000	8.5370		399.7230	0.0250	-0.0250		
9/27/2001	21:06:40	400.7230	56.3200	8.5370		400.7230	0.0250	-0.0250		
9/27/2001	21:07:40	401.7230	56.3300	8.5370		401.7230	0.0250	-0.0250		
9/27/2001	21:08:40	402.7230	56.3300	8.5370		402.7230	0.0250	-0.0250		
9/27/2001	21:09:40	403.7230	56.3300	8.5370		403.7230	0.0250	-0.0250		
9/27/2001	21:10:40	404.7230	56.3200	8.5370		404.7230	0.0250	-0.0250		
9/27/2001	21:11:40	405.7230	56.3500	8.5370		405.7230	0.0250	-0.0250		
9/27/2001	21:12:40	406.7230	56.3300	8.5350		406.7230	0.0230	-0.0230		
9/27/2001	21:13:40	407.7230	56.3200	8.5350		407.7230	0.0230	-0.0230		
9/27/2001	21:14:40	408.7230	56.3200	8.5350		408.7230	0.0230	-0.0230		
9/27/2001	21:15:40	409.7230	56.3300	8.5350		409.7230	0.0230	-0.0230		
9/27/2001	21:16:40	410.7230	56.3000	8.5350		410.7230	0.0230	-0.0230		
9/27/2001	21:17:40	411.7230	56.3300	8.5350		411.7230	0.0230	-0.0230		
9/27/2001	21:18:40	412.7230	56.3400	8.5350		412.7230	0.0230	-0.0230		
9/27/2001	21:19:40	413.7230	56.3500	8.5350		413.7230	0.0230	-0.0230		
9/27/2001	21:20:40	414.7230	56.3500	8.5350		414.7230	0.0230	-0.0230		
9/27/2001	21:21:40	415.7230	56.3200	8.5350		415.7230	0.0230	-0.0230		
9/27/2001	21:22:40	416.7230	56.3500	8.5350		416.7230	0.0230	-0.0230		
9/27/2001	21:23:40	417.7230	56.3300	8.5350		417.7230	0.0230	-0.0230		
9/27/2001	21:24:40	418.7230	56.3200	8.5350		418.7230	0.0230	-0.0230		
9/27/2001	21:25:40	419.7230	56.3200	8.5330		419.7230	0.0210	-0.0210		
9/27/2001	21:26:40	420.7230	56.3200	8.5350		420.7230	0.0230	-0.0230		
9/27/2001	21:27:40	421.7230	56.3200	8.5350		421.7230	0.0230	-0.0230		
9/27/2001	21:28:40	422.7230	56.3400	8.5330		422.7230	0.0210	-0.0210		
9/27/2001	21:29:40	423.7230	56.3300	8.5350		423.7230	0.0230	-0.0230		
9/27/2001	21:30:40	424.7230	56.3200	8.5330		424.7230	0.0210	-0.0210		
9/27/2001	21:31:40	425.7230	56.3000	8.5330		425.7230	0.0210	-0.0210		
9/27/2001	21:32:40	426.7230	56.3200	8.5330		426.7230	0.0210	-0.0210		
9/27/2001	21:33:40	427.7230	56.3200	8.5330		427.7230	0.0210	-0.0210		
9/27/2001	21:34:40	428.7230	56.3500	8.5330		428.7230	0.0210	-0.0210		
9/27/2001	21:35:40	429.7230	56.3200	8.5330		429.7230	0.0210	-0.0210		
9/27/2001	21:36:40	430.7230	56.3200	8.5330		430.7230	0.0210	-0.0210		
9/27/2001	21:37:40	431.7230	56.3200	8.5330		431.7230	0.0210	-0.0210		
9/27/2001	21:38:40	432.7230	56.3300	8.5330		432.7230	0.0210	-0.0210		
9/27/2001	21:39:40	433.7230	56.3300	8.5330		433.7230	0.0210	-0.0210		
9/27/2001	21:40:40	434.7230	56.3300	8.5330		434.7230	0.0210	-0.0210		
9/27/2001	21:41:40	435.7230	56.3500	8.5330		435.7230	0.0210	-0.0210		

9/27/2001	21:42:40	436.7230	56.3300	8.5330		436.7230	0.0210	-0.0210		
9/27/2001	21:43:40	437.7230	56.3200	8.5330		437.7230	0.0210	-0.0210		
9/27/2001	21:44:40	438.7230	56.3300	8.5300		438.7230	0.0180	-0.0180		
9/27/2001	21:45:40	439.7230	56.3300	8.5300		439.7230	0.0180	-0.0180		
9/27/2001	21:46:40	440.7230	56.3300	8.5300		440.7230	0.0180	-0.0180		
9/27/2001	21:47:40	441.7230	56.3200	8.5300		441.7230	0.0180	-0.0180		
9/27/2001	21:48:40	442.7230	56.3300	8.5300		442.7230	0.0180	-0.0180		
9/27/2001	21:49:40	443.7230	56.3400	8.5300		443.7230	0.0180	-0.0180		
9/27/2001	21:50:40	444.7230	56.3300	8.5300		444.7230	0.0180	-0.0180		
9/27/2001	21:51:40	445.7230	56.3200	8.5300		445.7230	0.0180	-0.0180		
9/27/2001	21:52:40	446.7230	56.3200	8.5300		446.7230	0.0180	-0.0180		
9/27/2001	21:53:40	447.7230	56.3200	8.5300		447.7230	0.0180	-0.0180		
9/27/2001	21:54:40	448.7230	56.3300	8.5300		448.7230	0.0180	-0.0180		
9/27/2001	21:55:40	449.7230	56.3300	8.5300		449.7230	0.0180	-0.0180		
9/27/2001	21:56:40	450.7230	56.3300	8.5300		450.7230	0.0180	-0.0180		
9/27/2001	21:57:40	451.7230	56.3000	8.5300		451.7230	0.0180	-0.0180		
9/27/2001	21:58:40	452.7230	56.3200	8.5280		452.7230	0.0160	-0.0160		
9/27/2001	21:59:40	453.7230	56.3300	8.5280		453.7230	0.0160	-0.0160		
9/27/2001	22:00:40	454.7230	56.3300	8.5280		454.7230	0.0160	-0.0160		
9/27/2001	22:01:40	455.7230	56.3600	8.5280		455.7230	0.0160	-0.0160		
9/27/2001	22:02:40	456.7230	56.3300	8.5280		456.7230	0.0160	-0.0160		
9/27/2001	22:03:40	457.7230	56.3200	8.5280		457.7230	0.0160	-0.0160		
9/27/2001	22:04:40	458.7230	56.3200	8.5280		458.7230	0.0160	-0.0160		
9/27/2001	22:05:40	459.7230	56.3000	8.5280		459.7230	0.0160	-0.0160		
9/27/2001	22:06:40	460.7230	56.3200	8.5280		460.7230	0.0160	-0.0160		
9/27/2001	22:07:40	461.7230	56.3500	8.5280		461.7230	0.0160	-0.0160		
9/27/2001	22:08:40	462.7230	56.3200	8.5280		462.7230	0.0160	-0.0160		
9/27/2001	22:09:40	463.7230	56.3200	8.5280		463.7230	0.0160	-0.0160		
9/27/2001	22:10:40	464.7230	56.3200	8.5280		464.7230	0.0160	-0.0160		
9/27/2001	22:11:40	465.7230	56.3200	8.5280		465.7230	0.0160	-0.0160		
9/27/2001	22:12:40	466.7230	56.3000	8.5280		466.7230	0.0160	-0.0160		
9/27/2001	22:13:40	467.7230	56.3500	8.5280		467.7230	0.0160	-0.0160		
9/27/2001	22:14:40	468.7230	56.3200	8.5280		468.7230	0.0160	-0.0160		
9/27/2001	22:15:40	469.7230	56.3600	8.5280		469.7230	0.0160	-0.0160		
9/27/2001	22:16:40	470.7230	56.3300	8.5280		470.7230	0.0160	-0.0160		
9/27/2001	22:17:40	471.7230	56.3300	8.5260		471.7230	0.0140	-0.0140		
9/27/2001	22:18:40	472.7230	56.3000	8.5280		472.7230	0.0160	-0.0160		
9/27/2001	22:19:40	473.7230	56.3300	8.5260		473.7230	0.0140	-0.0140		
9/27/2001	22:20:40	474.7230	56.3000	8.5280		474.7230	0.0160	-0.0160		
9/27/2001	22:21:40	475.7230	56.3500	8.5260		475.7230	0.0140	-0.0140		
9/27/2001	22:22:40	476.7230	56.3200	8.5260		476.7230	0.0140	-0.0140		
9/27/2001	22:23:40	477.7230	56.3300	8.5260		477.7230	0.0140	-0.0140		
9/27/2001	22:24:40	478.7230	56.3200	8.5260		478.7230	0.0140	-0.0140		
9/27/2001	22:25:40	479.7230	56.3200	8.5260		479.7230	0.0140	-0.0140		
9/27/2001	22:26:40	480.7230	56.3200	8.5260		480.7230	0.0140	-0.0140		
9/27/2001	22:27:40	481.7230	56.3300	8.5260		481.7230	0.0140	-0.0140		
9/27/2001	22:28:40	482.7230	56.3200	8.5260		482.7230	0.0140	-0.0140		
9/27/2001	22:29:40	483.7230	56.3300	8.5240		483.7230	0.0120	-0.0120		
9/27/2001	22:30:40	484.7230	56.3300	8.5240		484.7230	0.0120	-0.0120		
9/27/2001	22:31:40	485.7230	56.3200	8.5240		485.7230	0.0120	-0.0120		
9/27/2001	22:32:40	486.7230	56.3300	8.5240		486.7230	0.0120	-0.0120		
9/27/2001	22:33:40	487.7230	56.3300	8.5240		487.7230	0.0120	-0.0120		
9/27/2001	22:34:40	488.7230	56.3200	8.5240		488.7230	0.0120	-0.0120		
9/27/2001	22:35:40	489.7230	56.3000	8.5240		489.7230	0.0120	-0.0120		
9/27/2001	22:36:40	490.7230	56.3300	8.5240		490.7230	0.0120	-0.0120		
9/27/2001	22:37:40	491.7230	56.3200	8.5240		491.7230	0.0120	-0.0120		
9/27/2001	22:38:40	492.7230	56.3300	8.5240		492.7230	0.0120	-0.0120		
9/27/2001	22:39:40	493.7230	56.3300	8.5240		493.7230	0.0120	-0.0120		
9/27/2001	22:40:40	494.7230	56.3300	8.5240		494.7230	0.0120	-0.0120		
9/27/2001	22:41:40	495.7230	56.3300	8.5240		495.7230	0.0120	-0.0120		

9/27/2001	22:42:40	496.7230	56.3600	8.5240		496.7230	0.0120	-0.0120		
9/27/2001	22:43:40	497.7230	56.3300	8.5240		497.7230	0.0120	-0.0120		
9/27/2001	22:44:40	498.7230	56.3400	8.5240		498.7230	0.0120	-0.0120		
9/27/2001	22:45:40	499.7230	56.3600	8.5240		499.7230	0.0120	-0.0120		
9/27/2001	22:46:40	500.7230	56.3300	8.5210		500.7230	0.0090	-0.0090		
9/27/2001	22:47:40	501.7230	56.3500	8.5240		501.7230	0.0120	-0.0120		
9/27/2001	22:48:40	502.7230	56.3200	8.5210		502.7230	0.0090	-0.0090		
9/27/2001	22:49:40	503.7230	56.3200	8.5210		503.7230	0.0090	-0.0090		
9/27/2001	22:50:40	504.7230	56.3200	8.5240		504.7230	0.0120	-0.0120		
9/27/2001	22:51:40	505.7230	56.2900	8.5210		505.7230	0.0090	-0.0090		
9/27/2001	22:52:40	506.7230	56.3400	8.5240		506.7230	0.0120	-0.0120		
9/27/2001	22:53:40	507.7230	56.2700	8.5210		507.7230	0.0090	-0.0090		
9/27/2001	22:54:40	508.7230	56.3200	8.5210		508.7230	0.0090	-0.0090		
9/27/2001	22:55:40	509.7230	56.3300	8.5210		509.7230	0.0090	-0.0090		
9/27/2001	22:56:40	510.7230	56.3200	8.5210		510.7230	0.0090	-0.0090		
9/27/2001	22:57:40	511.7230	56.3200	8.5210		511.7230	0.0090	-0.0090		
9/27/2001	22:58:40	512.7230	56.3200	8.5210		512.7230	0.0090	-0.0090		
9/27/2001	22:59:40	513.7230	56.3200	8.5210		513.7230	0.0090	-0.0090		
9/27/2001	23:00:40	514.7230	56.3200	8.5210		514.7230	0.0090	-0.0090		
9/27/2001	23:01:40	515.7230	56.3200	8.5210		515.7230	0.0090	-0.0090		
9/27/2001	23:02:40	516.7230	56.3000	8.5210		516.7230	0.0090	-0.0090		
9/27/2001	23:03:40	517.7230	56.2900	8.5210		517.7230	0.0090	-0.0090		
9/27/2001	23:04:40	518.7230	56.2800	8.5210		518.7230	0.0090	-0.0090		
9/27/2001	23:05:40	519.7230	56.3300	8.5190		519.7230	0.0070	-0.0070		
9/27/2001	23:06:40	520.7230	56.3200	8.5210		520.7230	0.0090	-0.0090		
9/27/2001	23:07:40	521.7230	56.3300	8.5190		521.7230	0.0070	-0.0070		
9/27/2001	23:08:40	522.7230	56.3300	8.5190		522.7230	0.0070	-0.0070		
9/27/2001	23:09:40	523.7230	56.3600	8.5190		523.7230	0.0070	-0.0070		
9/27/2001	23:10:40	524.7230	56.3200	8.5210		524.7230	0.0090	-0.0090		
9/27/2001	23:11:40	525.7230	56.3200	8.5190		525.7230	0.0070	-0.0070		
9/27/2001	23:12:40	526.7230	56.3200	8.5210		526.7230	0.0090	-0.0090		
9/27/2001	23:13:40	527.7230	56.3500	8.5190		527.7230	0.0070	-0.0070		
9/27/2001	23:14:40	528.7230	56.3300	8.5190		528.7230	0.0070	-0.0070		
9/27/2001	23:15:40	529.7230	56.3300	8.5190		529.7230	0.0070	-0.0070		
9/27/2001	23:16:40	530.7230	56.3300	8.5190		530.7230	0.0070	-0.0070		
9/27/2001	23:17:40	531.7230	56.3300	8.5190		531.7230	0.0070	-0.0070		
9/27/2001	23:18:40	532.7230	56.3300	8.5190		532.7230	0.0070	-0.0070		
9/27/2001	23:19:40	533.7230	56.3300	8.5190		533.7230	0.0070	-0.0070		
9/27/2001	23:20:40	534.7230	56.3400	8.5190		534.7230	0.0070	-0.0070		
9/27/2001	23:21:40	535.7230	56.3400	8.5190		535.7230	0.0070	-0.0070		
9/27/2001	23:22:40	536.7230	56.3300	8.5170		536.7230	0.0050	-0.0050		
9/27/2001	23:23:40	537.7230	56.3300	8.5170		537.7230	0.0050	-0.0050		
9/27/2001	23:24:40	538.7230	56.3200	8.5190		538.7230	0.0070	-0.0070		
9/27/2001	23:25:40	539.7230	56.3400	8.5170		539.7230	0.0050	-0.0050		
9/27/2001	23:26:40	540.7230	56.3600	8.5170		540.7230	0.0050	-0.0050		
9/27/2001	23:27:40	541.7230	56.3400	8.5190		541.7230	0.0070	-0.0070		
9/27/2001	23:28:40	542.7230	56.3300	8.5170		542.7230	0.0050	-0.0050		
9/27/2001	23:29:40	543.7230	56.3700	8.5170		543.7230	0.0050	-0.0050		
9/27/2001	23:30:40	544.7230	56.3300	8.5170		544.7230	0.0050	-0.0050		
9/27/2001	23:31:40	545.7230	56.3200	8.5170		545.7230	0.0050	-0.0050		
9/27/2001	23:32:40	546.7230	56.3400	8.5170		546.7230	0.0050	-0.0050		
9/27/2001	23:33:40	547.7230	56.3500	8.5170		547.7230	0.0050	-0.0050		
9/27/2001	23:34:40	548.7230	56.3400	8.5170		548.7230	0.0050	-0.0050		
9/27/2001	23:35:40	549.7230	56.3300	8.5140		549.7230	0.0020	-0.0020		
9/27/2001	23:36:40	550.7230	56.3300	8.5140		550.7230	0.0020	-0.0020		
9/27/2001	23:37:40	551.7230	56.3300	8.5170		551.7230	0.0050	-0.0050		
9/27/2001	23:38:40	552.7230	56.3400	8.5140		552.7230	0.0020	-0.0020		
9/27/2001	23:39:40	553.7230	56.3300	8.5140		553.7230	0.0020	-0.0020		
9/27/2001	23:40:40	554.7230	56.3300	8.5140		554.7230	0.0020	-0.0020		
9/27/2001	23:41:40	555.7230	56.3400	8.5140		555.7230	0.0020	-0.0020		

9/27/2001	23:42:40	556.7230	56.3300	8.5140		556.7230	0.0020	-0.0020		
9/27/2001	23:43:40	557.7230	56.3400	8.5140		557.7230	0.0020	-0.0020		
9/27/2001	23:44:40	558.7230	56.3300	8.5140		558.7230	0.0020	-0.0020		
9/27/2001	23:45:40	559.7230	56.3400	8.5140		559.7230	0.0020	-0.0020		
9/27/2001	23:46:40	560.7230	56.3500	8.5140		560.7230	0.0020	-0.0020		
9/27/2001	23:47:40	561.7230	56.3200	8.5140		561.7230	0.0020	-0.0020		
9/27/2001	23:48:40	562.7230	56.3000	8.5120		562.7230	0.0000	0.0000		
9/27/2001	23:49:40	563.7230	56.3200	8.5120		563.7230	0.0000	0.0000		
9/27/2001	23:50:40	564.7230	56.3200	8.5140		564.7230	0.0020	-0.0020		
9/27/2001	23:51:40	565.7230	56.3400	8.5120		565.7230	0.0000	0.0000		
9/27/2001	23:52:40	566.7230	56.3400	8.5120		566.7230	0.0000	0.0000		
9/27/2001	23:53:40	567.7230	56.3400	8.5140		567.7230	0.0020	-0.0020		
9/27/2001	23:54:40	568.7230	56.3600	8.5120		568.7230	0.0000	0.0000		
9/27/2001	23:55:40	569.7230	56.3400	8.5120		569.7230	0.0000	0.0000		
9/27/2001	23:56:40	570.7230	56.3400	8.5120		570.7230	0.0000	0.0000		
9/27/2001	23:57:40	571.7230	56.3300	8.5120		571.7230	0.0000	0.0000		
9/27/2001	23:58:40	572.7230	56.3200	8.5120		572.7230	0.0000	0.0000		
9/27/2001	23:59:40	573.7230	56.3200	8.5120		573.7230	0.0000	0.0000		
9/28/2001	0:00:40	574.7230	56.3300	8.5120		574.7230	0.0000	0.0000		
9/28/2001	0:01:40	575.7230	56.3300	8.5120		575.7230	0.0000	0.0000		
9/28/2001	0:02:40	576.7230	56.3400	8.5120		576.7230	0.0000	0.0000		
9/28/2001	0:03:40	577.7230	56.3300	8.5100		577.7230	-0.0020	0.0020		
9/28/2001	0:04:40	578.7230	56.3400	8.5120		578.7230	0.0000	0.0000		
9/28/2001	0:05:40	579.7230	56.3400	8.5100		579.7230	-0.0020	0.0020		
9/28/2001	0:06:40	580.7230	56.3300	8.5120		580.7230	0.0000	0.0000		
9/28/2001	0:07:40	581.7230	56.3300	8.5100		581.7230	-0.0020	0.0020		
9/28/2001	0:08:40	582.7230	56.3600	8.5100		582.7230	-0.0020	0.0020		
9/28/2001	0:09:40	583.7230	56.3300	8.5100		583.7230	-0.0020	0.0020		
9/28/2001	0:10:40	584.7230	56.3600	8.5100		584.7230	-0.0020	0.0020		
9/28/2001	0:11:40	585.7230	56.3400	8.5100		585.7230	-0.0020	0.0020		
9/28/2001	0:12:40	586.7230	56.3500	8.5100		586.7230	-0.0020	0.0020		
9/28/2001	0:13:40	587.7230	56.3400	8.5100		587.7230	-0.0020	0.0020		
9/28/2001	0:14:40	588.7230	56.3300	8.5100		588.7230	-0.0020	0.0020		
9/28/2001	0:15:40	589.7230	56.3300	8.5100		589.7230	-0.0020	0.0020		
9/28/2001	0:16:40	590.7230	56.3400	8.5070		590.7230	-0.0050	0.0050		
9/28/2001	0:17:40	591.7230	56.3300	8.5100		591.7230	-0.0020	0.0020		
9/28/2001	0:18:40	592.7230	56.3400	8.5070		592.7230	-0.0050	0.0050		
9/28/2001	0:19:40	593.7230	56.3300	8.5070		593.7230	-0.0050	0.0050		
9/28/2001	0:20:40	594.7230	56.3400	8.5070		594.7230	-0.0050	0.0050		
9/28/2001	0:21:40	595.7230	56.3300	8.5070		595.7230	-0.0050	0.0050		
9/28/2001	0:22:40	596.7230	56.3500	8.5070		596.7230	-0.0050	0.0050		
9/28/2001	0:23:40	597.7230	56.3300	8.5070		597.7230	-0.0050	0.0050		
9/28/2001	0:24:40	598.7230	56.3500	8.5070		598.7230	-0.0050	0.0050		
9/28/2001	0:25:40	599.7230	56.3300	8.5070		599.7230	-0.0050	0.0050		
9/28/2001	0:26:40	600.7230	56.3500	8.5070		600.7230	-0.0050	0.0050		
9/28/2001	0:27:40	601.7230	56.3300	8.5070		601.7230	-0.0050	0.0050		
9/28/2001	0:28:40	602.7230	56.3300	8.5070		602.7230	-0.0050	0.0050		
9/28/2001	0:29:40	603.7230	56.3600	8.5070		603.7230	-0.0050	0.0050		
9/28/2001	0:30:40	604.7230	56.3400	8.5070		604.7230	-0.0050	0.0050		
9/28/2001	0:31:40	605.7230	56.3400	8.5070		605.7230	-0.0050	0.0050		
9/28/2001	0:32:40	606.7230	56.3300	8.5070		606.7230	-0.0050	0.0050		
9/28/2001	0:33:40	607.7230	56.3400	8.5050		607.7230	-0.0070	0.0070		
9/28/2001	0:34:40	608.7230	56.3400	8.5050		608.7230	-0.0070	0.0070		
9/28/2001	0:35:40	609.7230	56.3300	8.5070		609.7230	-0.0050	0.0050		
9/28/2001	0:36:40	610.7230	56.3300	8.5050		610.7230	-0.0070	0.0070		
9/28/2001	0:37:40	611.7230	56.3300	8.5050		611.7230	-0.0070	0.0070		
9/28/2001	0:38:40	612.7230	56.3500	8.5050		612.7230	-0.0070	0.0070		
9/28/2001	0:39:40	613.7230	56.3400	8.5050		613.7230	-0.0070	0.0070		
9/28/2001	0:40:40	614.7230	56.3400	8.5050		614.7230	-0.0070	0.0070		
9/28/2001	0:41:40	615.7230	56.3400	8.5050		615.7230	-0.0070	0.0070		

9/28/2001	0:42:40	616.7230	56.3400	8.5050	616.7230	-0.0070	0.0070
9/28/2001	0:43:40	617.7230	56.3500	8.5050	617.7230	-0.0070	0.0070
9/28/2001	0:44:40	618.7230	56.3400	8.5050	618.7230	-0.0070	0.0070
9/28/2001	0:45:40	619.7230	56.3500	8.5030	619.7230	-0.0090	0.0090
9/28/2001	0:46:40	620.7230	56.3300	8.5030	620.7230	-0.0090	0.0090
9/28/2001	0:47:40	621.7230	56.3400	8.5030	621.7230	-0.0090	0.0090
9/28/2001	0:48:40	622.7230	56.3500	8.5030	622.7230	-0.0090	0.0090
9/28/2001	0:49:40	623.7230	56.3400	8.5030	623.7230	-0.0090	0.0090
9/28/2001	0:50:40	624.7230	56.3300	8.5030	624.7230	-0.0090	0.0090
9/28/2001	0:51:40	625.7230	56.3700	8.5030	625.7230	-0.0090	0.0090
9/28/2001	0:52:40	626.7230	56.3400	8.5030	626.7230	-0.0090	0.0090
9/28/2001	0:53:40	627.7230	56.3400	8.5030	627.7230	-0.0090	0.0090
9/28/2001	0:54:40	628.7230	56.3400	8.5030	628.7230	-0.0090	0.0090
9/28/2001	0:55:40	629.7230	56.3400	8.5030	629.7230	-0.0090	0.0090
9/28/2001	0:56:40	630.7230	56.3400	8.5030	630.7230	-0.0090	0.0090
9/28/2001	0:57:40	631.7230	56.3500	8.5030	631.7230	-0.0090	0.0090
9/28/2001	0:58:40	632.7230	56.3300	8.5030	632.7230	-0.0090	0.0090
9/28/2001	0:59:40	633.7230	56.3300	8.5030	633.7230	-0.0090	0.0090
9/28/2001	1:00:40	634.7230	56.3400	8.5030	634.7230	-0.0090	0.0090
9/28/2001	1:01:40	635.7230	56.3300	8.5030	635.7230	-0.0090	0.0090
9/28/2001	1:02:40	636.7230	56.3500	8.5000	636.7230	-0.0120	0.0120
9/28/2001	1:03:40	637.7230	56.3200	8.5030	637.7230	-0.0090	0.0090
9/28/2001	1:04:40	638.7230	56.3400	8.5030	638.7230	-0.0090	0.0090
9/28/2001	1:05:40	639.7230	56.3300	8.5000	639.7230	-0.0120	0.0120
9/28/2001	1:06:40	640.7230	56.3300	8.5030	640.7230	-0.0090	0.0090
9/28/2001	1:07:40	641.7230	56.3600	8.5030	641.7230	-0.0090	0.0090
9/28/2001	1:08:40	642.7230	56.3300	8.5000	642.7230	-0.0120	0.0120
9/28/2001	1:09:40	643.7230	56.3500	8.5030	643.7230	-0.0090	0.0090
9/28/2001	1:10:40	644.7230	56.3600	8.5030	644.7230	-0.0090	0.0090
9/28/2001	1:11:40	645.7230	56.3400	8.5000	645.7230	-0.0120	0.0120
9/28/2001	1:12:40	646.7230	56.3500	8.5030	646.7230	-0.0090	0.0090
9/28/2001	1:13:40	647.7230	56.3700	8.5030	647.7230	-0.0090	0.0090
9/28/2001	1:14:40	648.7230	56.3300	8.5000	648.7230	-0.0120	0.0120
9/28/2001	1:15:40	649.7230	56.3600	8.5000	649.7230	-0.0120	0.0120
9/28/2001	1:16:40	650.7230	56.3400	8.5000	650.7230	-0.0120	0.0120
9/28/2001	1:17:40	651.7230	56.3400	8.5000	651.7230	-0.0120	0.0120
9/28/2001	1:18:40	652.7230	56.3400	8.5030	652.7230	-0.0090	0.0090
9/28/2001	1:19:40	653.7230	56.3400	8.5000	653.7230	-0.0120	0.0120
9/28/2001	1:20:40	654.7230	56.3400	8.5000	654.7230	-0.0120	0.0120
9/28/2001	1:21:40	655.7230	56.3400	8.5000	655.7230	-0.0120	0.0120
9/28/2001	1:22:40	656.7230	56.3400	8.5000	656.7230	-0.0120	0.0120
9/28/2001	1:23:40	657.7230	56.3300	8.5000	657.7230	-0.0120	0.0120
9/28/2001	1:24:40	658.7230	56.3400	8.5000	658.7230	-0.0120	0.0120
9/28/2001	1:25:40	659.7230	56.3300	8.5000	659.7230	-0.0120	0.0120
9/28/2001	1:26:40	660.7230	56.3600	8.5000	660.7230	-0.0120	0.0120
9/28/2001	1:27:40	661.7230	56.3400	8.5000	661.7230	-0.0120	0.0120
9/28/2001	1:28:40	662.7230	56.3500	8.5000	662.7230	-0.0120	0.0120
9/28/2001	1:29:40	663.7230	56.3400	8.5000	663.7230	-0.0120	0.0120
9/28/2001	1:30:40	664.7230	56.3400	8.5000	664.7230	-0.0120	0.0120
9/28/2001	1:31:40	665.7230	56.3400	8.5000	665.7230	-0.0120	0.0120
9/28/2001	1:32:40	666.7230	56.3400	8.4980	666.7230	-0.0140	0.0140
9/28/2001	1:33:40	667.7230	56.3400	8.4980	667.7230	-0.0140	0.0140
9/28/2001	1:34:40	668.7230	56.3300	8.5000	668.7230	-0.0120	0.0120
9/28/2001	1:35:40	669.7230	56.3300	8.4980	669.7230	-0.0140	0.0140
9/28/2001	1:36:40	670.7230	56.3300	8.5000	670.7230	-0.0120	0.0120
9/28/2001	1:37:40	671.7230	56.3400	8.4980	671.7230	-0.0140	0.0140
9/28/2001	1:38:40	672.7230	56.3400	8.4980	672.7230	-0.0140	0.0140
9/28/2001	1:39:40	673.7230	56.3400	8.4980	673.7230	-0.0140	0.0140
9/28/2001	1:40:40	674.7230	56.3300	8.4980	674.7230	-0.0140	0.0140
9/28/2001	1:41:40	675.7230	56.3200	8.4980	675.7230	-0.0140	0.0140

9/28/2001	1:42:40	676.7230	56.3400	8.4980	676.7230	-0.0140	0.0140
9/28/2001	1:43:40	677.7230	56.3400	8.4980	677.7230	-0.0140	0.0140
9/28/2001	1:44:40	678.7230	56.3400	8.4980	678.7230	-0.0140	0.0140
9/28/2001	1:45:40	679.7230	56.3400	8.4960	679.7230	-0.0160	0.0160
9/28/2001	1:46:40	680.7230	56.3400	8.4980	680.7230	-0.0140	0.0140
9/28/2001	1:47:40	681.7230	56.3400	8.4960	681.7230	-0.0160	0.0160
9/28/2001	1:48:40	682.7230	56.3400	8.4960	682.7230	-0.0160	0.0160
9/28/2001	1:49:40	683.7230	56.3400	8.4960	683.7230	-0.0160	0.0160
9/28/2001	1:50:40	684.7230	56.3400	8.4960	684.7230	-0.0160	0.0160
9/28/2001	1:51:40	685.7230	56.3400	8.4960	685.7230	-0.0160	0.0160
9/28/2001	1:52:40	686.7230	56.3500	8.4960	686.7230	-0.0160	0.0160
9/28/2001	1:53:40	687.7230	56.3300	8.4960	687.7230	-0.0160	0.0160
9/28/2001	1:54:40	688.7230	56.3300	8.4960	688.7230	-0.0160	0.0160
9/28/2001	1:55:40	689.7230	56.3300	8.4960	689.7230	-0.0160	0.0160
9/28/2001	1:56:40	690.7230	56.3500	8.4960	690.7230	-0.0160	0.0160
9/28/2001	1:57:40	691.7230	56.3400	8.4960	691.7230	-0.0160	0.0160
9/28/2001	1:58:40	692.7230	56.3500	8.4960	692.7230	-0.0160	0.0160
9/28/2001	1:59:40	693.7230	56.3700	8.4980	693.7230	-0.0140	0.0140
9/28/2001	2:00:40	694.7230	56.3400	8.4960	694.7230	-0.0160	0.0160
9/28/2001	2:01:40	695.7230	56.3400	8.4960	695.7230	-0.0160	0.0160
9/28/2001	2:02:40	696.7230	56.3400	8.4960	696.7230	-0.0160	0.0160
9/28/2001	2:03:40	697.7230	56.3300	8.4940	697.7230	-0.0180	0.0180
9/28/2001	2:04:40	698.7230	56.3400	8.4940	698.7230	-0.0180	0.0180
9/28/2001	2:05:40	699.7230	56.3300	8.4940	699.7230	-0.0180	0.0180
9/28/2001	2:06:40	700.7230	56.3300	8.4940	700.7230	-0.0180	0.0180
9/28/2001	2:07:40	701.7230	56.3400	8.4940	701.7230	-0.0180	0.0180
9/28/2001	2:08:40	702.7230	56.3300	8.4940	702.7230	-0.0180	0.0180
9/28/2001	2:09:40	703.7230	56.3400	8.4940	703.7230	-0.0180	0.0180
9/28/2001	2:10:40	704.7230	56.3300	8.4940	704.7230	-0.0180	0.0180
9/28/2001	2:11:40	705.7230	56.3500	8.4940	705.7230	-0.0180	0.0180
9/28/2001	2:12:40	706.7230	56.3700	8.4940	706.7230	-0.0180	0.0180
9/28/2001	2:13:40	707.7230	56.3400	8.4940	707.7230	-0.0180	0.0180
9/28/2001	2:14:40	708.7230	56.3300	8.4940	708.7230	-0.0180	0.0180
9/28/2001	2:15:40	709.7230	56.3300	8.4910	709.7230	-0.0210	0.0210
9/28/2001	2:16:40	710.7230	56.3400	8.4940	710.7230	-0.0180	0.0180
9/28/2001	2:17:40	711.7230	56.3400	8.4940	711.7230	-0.0180	0.0180
9/28/2001	2:18:40	712.7230	56.3400	8.4940	712.7230	-0.0180	0.0180
9/28/2001	2:19:40	713.7230	56.3500	8.4940	713.7230	-0.0180	0.0180
9/28/2001	2:20:40	714.7230	56.3400	8.4940	714.7230	-0.0180	0.0180
9/28/2001	2:21:40	715.7230	56.3400	8.4910	715.7230	-0.0210	0.0210
9/28/2001	2:22:40	716.7230	56.3400	8.4910	716.7230	-0.0210	0.0210
9/28/2001	2:23:40	717.7230	56.3400	8.4910	717.7230	-0.0210	0.0210
9/28/2001	2:24:40	718.7230	56.3400	8.4910	718.7230	-0.0210	0.0210
9/28/2001	2:25:40	719.7230	56.3400	8.4910	719.7230	-0.0210	0.0210
9/28/2001	2:26:40	720.7230	56.3400	8.4890	720.7230	-0.0230	0.0230
9/28/2001	2:27:40	721.7230	56.3400	8.4910	721.7230	-0.0210	0.0210
9/28/2001	2:28:40	722.7230	56.3400	8.4890	722.7230	-0.0230	0.0230
9/28/2001	2:29:40	723.7230	56.3600	8.4910	723.7230	-0.0210	0.0210
9/28/2001	2:30:40	724.7230	56.3300	8.4910	724.7230	-0.0210	0.0210
9/28/2001	2:31:40	725.7230	56.3500	8.4910	725.7230	-0.0210	0.0210
9/28/2001	2:32:40	726.7230	56.3500	8.4910	726.7230	-0.0210	0.0210
9/28/2001	2:33:40	727.7230	56.3400	8.4890	727.7230	-0.0230	0.0230
9/28/2001	2:34:40	728.7230	56.3400	8.4890	728.7230	-0.0230	0.0230
9/28/2001	2:35:40	729.7230	56.3400	8.4890	729.7230	-0.0230	0.0230
9/28/2001	2:36:40	730.7230	56.3400	8.4890	730.7230	-0.0230	0.0230
9/28/2001	2:37:40	731.7230	56.3400	8.4890	731.7230	-0.0230	0.0230
9/28/2001	2:38:40	732.7230	56.3400	8.4890	732.7230	-0.0230	0.0230
9/28/2001	2:39:40	733.7230	56.3400	8.4890	733.7230	-0.0230	0.0230
9/28/2001	2:40:40	734.7230	56.3400	8.4890	734.7230	-0.0230	0.0230
9/28/2001	2:41:40	735.7230	56.3500	8.4910	735.7230	-0.0210	0.0210

9/28/2001	2:42:40	736.7230	56.3500	8.4910		736.7230	-0.0210	0.0210		
9/28/2001	2:43:40	737.7230	56.3400	8.4870		737.7230	-0.0250	0.0250		
9/28/2001	2:44:40	738.7230	56.3700	8.4910		738.7230	-0.0210	0.0210		
9/28/2001	2:45:40	739.7230	56.3500	8.4910		739.7230	-0.0210	0.0210		
9/28/2001	2:46:40	740.7230	56.3700	8.4910		740.7230	-0.0210	0.0210		
9/28/2001	2:47:40	741.7230	56.3400	8.4890		741.7230	-0.0230	0.0230		
9/28/2001	2:48:40	742.7230	56.3400	8.4870		742.7230	-0.0250	0.0250		
9/28/2001	2:49:40	743.7230	56.3400	8.4870		743.7230	-0.0250	0.0250		
9/28/2001	2:50:40	744.7230	56.3400	8.4870		744.7230	-0.0250	0.0250		
9/28/2001	2:51:40	745.7230	56.3500	8.4890		745.7230	-0.0230	0.0230		
9/28/2001	2:52:40	746.7230	56.3500	8.4890		746.7230	-0.0230	0.0230		
9/28/2001	2:53:40	747.7230	56.3600	8.4890		747.7230	-0.0230	0.0230		
9/28/2001	2:54:40	748.7230	56.3500	8.4890		748.7230	-0.0230	0.0230		
9/28/2001	2:55:40	749.7230	56.3500	8.4890		749.7230	-0.0230	0.0230		
9/28/2001	2:56:40	750.7230	56.3400	8.4870		750.7230	-0.0250	0.0250		
9/28/2001	2:57:40	751.7230	56.3500	8.4890		751.7230	-0.0230	0.0230		
9/28/2001	2:58:40	752.7230	56.3700	8.4890		752.7230	-0.0230	0.0230		
9/28/2001	2:59:40	753.7230	56.3500	8.4890		753.7230	-0.0230	0.0230		
9/28/2001	3:00:40	754.7230	56.3500	8.4890		754.7230	-0.0230	0.0230		
9/28/2001	3:01:40	755.7230	56.3400	8.4870		755.7230	-0.0250	0.0250		
9/28/2001	3:02:40	756.7230	56.3400	8.4870		756.7230	-0.0250	0.0250		
9/28/2001	3:03:40	757.7230	56.3400	8.4870		757.7230	-0.0250	0.0250		
9/28/2001	3:04:40	758.7230	56.3500	8.4890		758.7230	-0.0230	0.0230		
9/28/2001	3:05:40	759.7230	56.3700	8.4890		759.7230	-0.0230	0.0230		
9/28/2001	3:06:40	760.7230	56.3500	8.4870		760.7230	-0.0250	0.0250		
9/28/2001	3:07:40	761.7230	56.3400	8.4870		761.7230	-0.0250	0.0250		
9/28/2001	3:08:40	762.7230	56.3400	8.4870		762.7230	-0.0250	0.0250		
9/28/2001	3:09:40	763.7230	56.3500	8.4870		763.7230	-0.0250	0.0250		
9/28/2001	3:10:40	764.7230	56.3400	8.4870		764.7230	-0.0250	0.0250		
9/28/2001	3:11:40	765.7230	56.3500	8.4870		765.7230	-0.0250	0.0250		
9/28/2001	3:12:40	766.7230	56.3600	8.4870		766.7230	-0.0250	0.0250		
9/28/2001	3:13:40	767.7230	56.3400	8.4870		767.7230	-0.0250	0.0250		
9/28/2001	3:14:40	768.7230	56.3700	8.4870		768.7230	-0.0250	0.0250		
9/28/2001	3:15:40	769.7230	56.3500	8.4840		769.7230	-0.0280	0.0280		
9/28/2001	3:16:40	770.7230	56.3500	8.4870		770.7230	-0.0250	0.0250		
9/28/2001	3:17:40	771.7230	56.3400	8.4870		771.7230	-0.0250	0.0250		
9/28/2001	3:18:40	772.7230	56.3500	8.4870		772.7230	-0.0250	0.0250		
9/28/2001	3:19:40	773.7230	56.3400	8.4870		773.7230	-0.0250	0.0250		
9/28/2001	3:20:40	774.7230	56.3500	8.4870		774.7230	-0.0250	0.0250		
9/28/2001	3:21:40	775.7230	56.3400	8.4870		775.7230	-0.0250	0.0250		
9/28/2001	3:22:40	776.7230	56.3500	8.4870		776.7230	-0.0250	0.0250		
9/28/2001	3:23:40	777.7230	56.3500	8.4870		777.7230	-0.0250	0.0250		
9/28/2001	3:24:40	778.7230	56.3300	8.4840		778.7230	-0.0280	0.0280		
9/28/2001	3:25:40	779.7230	56.3500	8.4870		779.7230	-0.0250	0.0250		
9/28/2001	3:26:40	780.7230	56.3500	8.4870		780.7230	-0.0250	0.0250		
9/28/2001	3:27:40	781.7230	56.3400	8.4870		781.7230	-0.0250	0.0250		
9/28/2001	3:28:40	782.7230	56.3500	8.4870		782.7230	-0.0250	0.0250		
9/28/2001	3:29:40	783.7230	56.3500	8.4870		783.7230	-0.0250	0.0250		
9/28/2001	3:30:40	784.7230	56.3500	8.4840		784.7230	-0.0280	0.0280		
9/28/2001	3:31:40	785.7230	56.3500	8.4870		785.7230	-0.0250	0.0250		
9/28/2001	3:32:40	786.7230	56.3500	8.4870		786.7230	-0.0250	0.0250		
9/28/2001	3:33:40	787.7230	56.3300	8.4840		787.7230	-0.0280	0.0280		
9/28/2001	3:34:40	788.7230	56.3400	8.4870		788.7230	-0.0250	0.0250		
9/28/2001	3:35:40	789.7230	56.3400	8.4870		789.7230	-0.0250	0.0250		
9/28/2001	3:36:40	790.7230	56.3700	8.4870		790.7230	-0.0250	0.0250		
9/28/2001	3:37:40	791.7230	56.3400	8.4870		791.7230	-0.0250	0.0250		
9/28/2001	3:38:40	792.7230	56.3700	8.4870		792.7230	-0.0250	0.0250		
9/28/2001	3:39:40	793.7230	56.3600	8.4870		793.7230	-0.0250	0.0250		
9/28/2001	3:40:40	794.7230	56.3400	8.4870		794.7230	-0.0250	0.0250		
9/28/2001	3:41:40	795.7230	56.3500	8.4870		795.7230	-0.0250	0.0250		

9/28/2001	3:42:40	796.7230	56.3400	8.4870		796.7230	-0.0250	0.0250		
9/28/2001	3:43:40	797.7230	56.3500	8.4870		797.7230	-0.0250	0.0250		
9/28/2001	3:44:40	798.7230	56.3600	8.4870		798.7230	-0.0250	0.0250		
9/28/2001	3:45:40	799.7230	56.3600	8.4870		799.7230	-0.0250	0.0250		
9/28/2001	3:46:40	800.7230	56.3700	8.4870		800.7230	-0.0250	0.0250		
9/28/2001	3:47:40	801.7230	56.3400	8.4870		801.7230	-0.0250	0.0250		
9/28/2001	3:48:40	802.7230	56.3400	8.4840		802.7230	-0.0280	0.0280		
9/28/2001	3:49:40	803.7230	56.3400	8.4840		803.7230	-0.0280	0.0280		
9/28/2001	3:50:40	804.7230	56.3500	8.4870		804.7230	-0.0250	0.0250		
9/28/2001	3:51:40	805.7230	56.3500	8.4840		805.7230	-0.0280	0.0280		
9/28/2001	3:52:40	806.7230	56.3500	8.4870		806.7230	-0.0250	0.0250		
9/28/2001	3:53:40	807.7230	56.3400	8.4870		807.7230	-0.0250	0.0250		
9/28/2001	3:54:40	808.7230	56.3500	8.4870		808.7230	-0.0250	0.0250		
9/28/2001	3:55:40	809.7230	56.3500	8.4870		809.7230	-0.0250	0.0250		
9/28/2001	3:56:40	810.7230	56.3500	8.4870		810.7230	-0.0250	0.0250		
9/28/2001	3:57:40	811.7230	56.3600	8.4870		811.7230	-0.0250	0.0250		
9/28/2001	3:58:40	812.7230	56.3500	8.4870		812.7230	-0.0250	0.0250		
9/28/2001	3:59:40	813.7230	56.3500	8.4840		813.7230	-0.0280	0.0280		
9/28/2001	4:00:40	814.7230	56.3400	8.4840		814.7230	-0.0280	0.0280		
9/28/2001	4:01:40	815.7230	56.3500	8.4840		815.7230	-0.0280	0.0280		
9/28/2001	4:02:40	816.7230	56.3500	8.4870		816.7230	-0.0250	0.0250		
9/28/2001	4:03:40	817.7230	56.3500	8.4840		817.7230	-0.0280	0.0280		
9/28/2001	4:04:40	818.7230	56.3500	8.4840		818.7230	-0.0280	0.0280		
9/28/2001	4:05:40	819.7230	56.3600	8.4870		819.7230	-0.0250	0.0250		
9/28/2001	4:06:40	820.7230	56.3400	8.4840		820.7230	-0.0280	0.0280		
9/28/2001	4:07:40	821.7230	56.3500	8.4870		821.7230	-0.0250	0.0250		
9/28/2001	4:08:40	822.7230	56.3400	8.4870		822.7230	-0.0250	0.0250		
9/28/2001	4:09:40	823.7230	56.3400	8.4840		823.7230	-0.0280	0.0280		
9/28/2001	4:10:40	824.7230	56.3500	8.4870		824.7230	-0.0250	0.0250		
9/28/2001	4:11:40	825.7230	56.3500	8.4840		825.7230	-0.0280	0.0280		
9/28/2001	4:12:40	826.7230	56.3500	8.4840		826.7230	-0.0280	0.0280		
9/28/2001	4:13:40	827.7230	56.3500	8.4870		827.7230	-0.0250	0.0250		
9/28/2001	4:14:40	828.7230	56.3400	8.4870		828.7230	-0.0250	0.0250		
9/28/2001	4:15:40	829.7230	56.3500	8.4840		829.7230	-0.0280	0.0280		
9/28/2001	4:16:40	830.7230	56.3500	8.4840		830.7230	-0.0280	0.0280		
9/28/2001	4:17:40	831.7230	56.3500	8.4870		831.7230	-0.0250	0.0250		
9/28/2001	4:18:40	832.7230	56.3600	8.4870		832.7230	-0.0250	0.0250		
9/28/2001	4:19:40	833.7230	56.3800	8.4870		833.7230	-0.0250	0.0250		
9/28/2001	4:20:40	834.7230	56.3600	8.4870		834.7230	-0.0250	0.0250		
9/28/2001	4:21:40	835.7230	56.3300	8.4840		835.7230	-0.0280	0.0280		
9/28/2001	4:22:40	836.7230	56.3500	8.4870		836.7230	-0.0250	0.0250		
9/28/2001	4:23:40	837.7230	56.3400	8.4840		837.7230	-0.0280	0.0280		
9/28/2001	4:24:40	838.7230	56.3500	8.4870		838.7230	-0.0250	0.0250		
9/28/2001	4:25:40	839.7230	56.3400	8.4870		839.7230	-0.0250	0.0250		
9/28/2001	4:26:40	840.7230	56.3400	8.4870		840.7230	-0.0250	0.0250		
9/28/2001	4:27:40	841.7230	56.3300	8.4840		841.7230	-0.0280	0.0280		
9/28/2001	4:28:40	842.7230	56.3300	8.4840		842.7230	-0.0280	0.0280		
9/28/2001	4:29:40	843.7230	56.3400	8.4870		843.7230	-0.0250	0.0250		
9/28/2001	4:30:40	844.7230	56.3500	8.4870		844.7230	-0.0250	0.0250		
9/28/2001	4:31:40	845.7230	56.3500	8.4870		845.7230	-0.0250	0.0250		
9/28/2001	4:32:40	846.7230	56.3800	8.4890		846.7230	-0.0230	0.0230		
9/28/2001	4:33:40	847.7230	56.3400	8.4870		847.7230	-0.0250	0.0250		
9/28/2001	4:34:40	848.7230	56.3500	8.4870		848.7230	-0.0250	0.0250		
9/28/2001	4:35:40	849.7230	56.3500	8.4870		849.7230	-0.0250	0.0250		
9/28/2001	4:36:40	850.7230	56.3600	8.4870		850.7230	-0.0250	0.0250		
9/28/2001	4:37:40	851.7230	56.3500	8.4870		851.7230	-0.0250	0.0250		
9/28/2001	4:38:40	852.7230	56.3400	8.4870		852.7230	-0.0250	0.0250		
9/28/2001	4:39:40	853.7230	56.3500	8.4890		853.7230	-0.0230	0.0230		
9/28/2001	4:40:40	854.7230	56.3600	8.4870		854.7230	-0.0250	0.0250		
9/28/2001	4:41:40	855.7230	56.3500	8.4870		855.7230	-0.0250	0.0250		

9/28/2001	4:42:40	856.7230	56.3500	8.4870		856.7230	-0.0250	0.0250		
9/28/2001	4:43:40	857.7230	56.3500	8.4890		857.7230	-0.0230	0.0230		
9/28/2001	4:44:40	858.7230	56.3600	8.4890		858.7230	-0.0230	0.0230		
9/28/2001	4:45:40	859.7230	56.3700	8.4890		859.7230	-0.0230	0.0230		
9/28/2001	4:46:40	860.7230	56.3600	8.4870		860.7230	-0.0250	0.0250		
9/28/2001	4:47:40	861.7230	56.3800	8.4870		861.7230	-0.0250	0.0250		
9/28/2001	4:48:40	862.7230	56.3500	8.4890		862.7230	-0.0230	0.0230		
9/28/2001	4:49:40	863.7230	56.3800	8.4890		863.7230	-0.0230	0.0230		
9/28/2001	4:50:40	864.7230	56.3600	8.4890		864.7230	-0.0230	0.0230		
9/28/2001	4:51:40	865.7230	56.3500	8.4890		865.7230	-0.0230	0.0230		
9/28/2001	4:52:40	866.7230	56.3600	8.4870		866.7230	-0.0250	0.0250		
9/28/2001	4:53:40	867.7230	56.3500	8.4890		867.7230	-0.0230	0.0230		
9/28/2001	4:54:40	868.7230	56.3500	8.4890		868.7230	-0.0230	0.0230		
9/28/2001	4:55:40	869.7230	56.3700	8.4870		869.7230	-0.0250	0.0250		
9/28/2001	4:56:40	870.7230	56.3600	8.4890		870.7230	-0.0230	0.0230		
9/28/2001	4:57:40	871.7230	56.3600	8.4890		871.7230	-0.0230	0.0230		
9/28/2001	4:58:40	872.7230	56.3600	8.4890		872.7230	-0.0230	0.0230		
9/28/2001	4:59:40	873.7230	56.3600	8.4890		873.7230	-0.0230	0.0230		
9/28/2001	5:00:40	874.7230	56.3500	8.4890		874.7230	-0.0230	0.0230		
9/28/2001	5:01:40	875.7230	56.3500	8.4890		875.7230	-0.0230	0.0230		
9/28/2001	5:02:40	876.7230	56.3500	8.4890		876.7230	-0.0230	0.0230		
9/28/2001	5:03:40	877.7230	56.3500	8.4890		877.7230	-0.0230	0.0230		
9/28/2001	5:04:40	878.7230	56.3500	8.4890		878.7230	-0.0230	0.0230		
9/28/2001	5:05:40	879.7230	56.3500	8.4890		879.7230	-0.0230	0.0230		
9/28/2001	5:06:40	880.7230	56.3900	8.4890		880.7230	-0.0230	0.0230		
9/28/2001	5:07:40	881.7230	56.3600	8.4890		881.7230	-0.0230	0.0230		
9/28/2001	5:08:40	882.7230	56.3800	8.4890		882.7230	-0.0230	0.0230		
9/28/2001	5:09:40	883.7230	56.3600	8.4890		883.7230	-0.0230	0.0230		
9/28/2001	5:10:40	884.7230	56.3900	8.4890		884.7230	-0.0230	0.0230		
9/28/2001	5:11:40	885.7230	56.3700	8.4890		885.7230	-0.0230	0.0230		
9/28/2001	5:12:40	886.7230	56.3500	8.4890		886.7230	-0.0230	0.0230		
9/28/2001	5:13:40	887.7230	56.3800	8.4890		887.7230	-0.0230	0.0230		
9/28/2001	5:14:40	888.7230	56.3500	8.4910		888.7230	-0.0210	0.0210		
9/28/2001	5:15:40	889.7230	56.3500	8.4910		889.7230	-0.0210	0.0210		
9/28/2001	5:16:40	890.7230	56.3500	8.4890		890.7230	-0.0230	0.0230		
9/28/2001	5:17:40	891.7230	56.3600	8.4890		891.7230	-0.0230	0.0230		
9/28/2001	5:18:40	892.7230	56.3600	8.4910		892.7230	-0.0210	0.0210		
9/28/2001	5:19:40	893.7230	56.3400	8.4890		893.7230	-0.0230	0.0230		
9/28/2001	5:20:40	894.7230	56.3000	8.4890		894.7230	-0.0230	0.0230		
9/28/2001	5:21:40	895.7230	56.3000	8.4870		895.7230	-0.0250	0.0250		
9/28/2001	5:22:40	896.7230	56.3500	8.4890		896.7230	-0.0230	0.0230		
9/28/2001	5:23:40	897.7230	56.3500	8.4910		897.7230	-0.0210	0.0210		
9/28/2001	5:24:40	898.7230	56.3000	8.4890		898.7230	-0.0230	0.0230		
9/28/2001	5:25:40	899.7230	56.3600	8.4910		899.7230	-0.0210	0.0210		
9/28/2001	5:26:40	900.7230	56.3500	8.4910		900.7230	-0.0210	0.0210		
9/28/2001	5:27:40	901.7230	56.3500	8.4910		901.7230	-0.0210	0.0210		
9/28/2001	5:28:40	902.7230	56.3600	8.4910		902.7230	-0.0210	0.0210		
9/28/2001	5:29:40	903.7230	56.3800	8.4910		903.7230	-0.0210	0.0210		
9/28/2001	5:30:40	904.7230	56.3600	8.4940		904.7230	-0.0180	0.0180		
9/28/2001	5:31:40	905.7230	56.3500	8.4940		905.7230	-0.0180	0.0180		
9/28/2001	5:32:40	906.7230	56.3500	8.4910		906.7230	-0.0210	0.0210		
9/28/2001	5:33:40	907.7230	56.3500	8.4940		907.7230	-0.0180	0.0180		
9/28/2001	5:34:40	908.7230	56.3500	8.4910		908.7230	-0.0210	0.0210		
9/28/2001	5:35:40	909.7230	56.3400	8.4910		909.7230	-0.0210	0.0210		
9/28/2001	5:36:40	910.7230	56.3500	8.4910		910.7230	-0.0210	0.0210		
9/28/2001	5:37:40	911.7230	56.3500	8.4910		911.7230	-0.0210	0.0210		
9/28/2001	5:38:40	912.7230	56.3400	8.4910		912.7230	-0.0210	0.0210		
9/28/2001	5:39:40	913.7230	56.3600	8.4940		913.7230	-0.0180	0.0180		
9/28/2001	5:40:40	914.7230	56.3600	8.4940		914.7230	-0.0180	0.0180		
9/28/2001	5:41:40	915.7230	56.3500	8.4940		915.7230	-0.0180	0.0180		

9/28/2001	5:42:40	916.7230	56.3600	8.4940		916.7230	-0.0180	0.0180		
9/28/2001	5:43:40	917.7230	56.3600	8.4940		917.7230	-0.0180	0.0180		
9/28/2001	5:44:40	918.7230	56.3600	8.4940		918.7230	-0.0180	0.0180		
9/28/2001	5:45:40	919.7230	56.3600	8.4940		919.7230	-0.0180	0.0180		
9/28/2001	5:46:40	920.7230	56.3600	8.4940		920.7230	-0.0180	0.0180		
9/28/2001	5:47:40	921.7230	56.3600	8.4940		921.7230	-0.0180	0.0180		
9/28/2001	5:48:40	922.7230	56.3600	8.4940		922.7230	-0.0180	0.0180		
9/28/2001	5:49:40	923.7230	56.3600	8.4960		923.7230	-0.0160	0.0160		
9/28/2001	5:50:40	924.7230	56.3800	8.4940		924.7230	-0.0180	0.0180		
9/28/2001	5:51:40	925.7230	56.3800	8.4940		925.7230	-0.0180	0.0180		
9/28/2001	5:52:40	926.7230	56.3600	8.4940		926.7230	-0.0180	0.0180		
9/28/2001	5:53:40	927.7230	56.3600	8.4960		927.7230	-0.0160	0.0160		
9/28/2001	5:54:40	928.7230	56.3600	8.4940		928.7230	-0.0180	0.0180		
9/28/2001	5:55:40	929.7230	56.3600	8.4940		929.7230	-0.0180	0.0180		
9/28/2001	5:56:40	930.7230	56.3500	8.4940		930.7230	-0.0180	0.0180		
9/28/2001	5:57:40	931.7230	56.3500	8.4940		931.7230	-0.0180	0.0180		
9/28/2001	5:58:40	932.7230	56.3500	8.4940		932.7230	-0.0180	0.0180		
9/28/2001	5:59:40	933.7230	56.3600	8.4940		933.7230	-0.0180	0.0180		
9/28/2001	6:00:40	934.7230	56.3700	8.4940		934.7230	-0.0180	0.0180		
9/28/2001	6:01:40	935.7230	56.3600	8.4960		935.7230	-0.0160	0.0160		
9/28/2001	6:02:40	936.7230	56.3500	8.4940		936.7230	-0.0180	0.0180		
9/28/2001	6:03:40	937.7230	56.3700	8.4940		937.7230	-0.0180	0.0180		
9/28/2001	6:04:40	938.7230	56.3900	8.4940		938.7230	-0.0180	0.0180		
9/28/2001	6:05:40	939.7230	56.3500	8.4940		939.7230	-0.0180	0.0180		
9/28/2001	6:06:40	940.7230	56.3700	8.4960		940.7230	-0.0160	0.0160		
9/28/2001	6:07:40	941.7230	56.3600	8.4960		941.7230	-0.0160	0.0160		
9/28/2001	6:08:40	942.7230	56.3600	8.4960		942.7230	-0.0160	0.0160		
9/28/2001	6:09:40	943.7230	56.3700	8.4960		943.7230	-0.0160	0.0160		
9/28/2001	6:10:40	944.7230	56.3800	8.4960		944.7230	-0.0160	0.0160		
9/28/2001	6:11:40	945.7230	56.3900	8.4960		945.7230	-0.0160	0.0160		
9/28/2001	6:12:40	946.7230	56.3600	8.4960		946.7230	-0.0160	0.0160		
9/28/2001	6:13:40	947.7230	56.3900	8.4960		947.7230	-0.0160	0.0160		
9/28/2001	6:14:40	948.7230	56.3600	8.4960		948.7230	-0.0160	0.0160		
9/28/2001	6:15:40	949.7230	56.3900	8.4960		949.7230	-0.0160	0.0160		
9/28/2001	6:16:40	950.7230	56.3600	8.4960		950.7230	-0.0160	0.0160		
9/28/2001	6:17:40	951.7230	56.3600	8.4960		951.7230	-0.0160	0.0160		
9/28/2001	6:18:40	952.7230	56.3600	8.4960		952.7230	-0.0160	0.0160		
9/28/2001	6:19:40	953.7230	56.3600	8.4960		953.7230	-0.0160	0.0160		
9/28/2001	6:20:40	954.7230	56.3600	8.4960		954.7230	-0.0160	0.0160		
9/28/2001	6:21:40	955.7230	56.3500	8.4940		955.7230	-0.0180	0.0180		
9/28/2001	6:22:40	956.7230	56.3900	8.4960		956.7230	-0.0160	0.0160		
9/28/2001	6:23:40	957.7230	56.3600	8.4960		957.7230	-0.0160	0.0160		
9/28/2001	6:24:40	958.7230	56.3700	8.4960		958.7230	-0.0160	0.0160		
9/28/2001	6:25:40	959.7230	56.3600	8.4960		959.7230	-0.0160	0.0160		
9/28/2001	6:26:40	960.7230	56.3500	8.4960		960.7230	-0.0160	0.0160		
9/28/2001	6:27:40	961.7230	56.3800	8.4960		961.7230	-0.0160	0.0160		
9/28/2001	6:28:40	962.7230	56.3700	8.4960		962.7230	-0.0160	0.0160		
9/28/2001	6:29:40	963.7230	56.3600	8.4980		963.7230	-0.0140	0.0140		
9/28/2001	6:30:40	964.7230	56.3600	8.4960		964.7230	-0.0160	0.0160		
9/28/2001	6:31:40	965.7230	56.3600	8.4980		965.7230	-0.0140	0.0140		
9/28/2001	6:32:40	966.7230	56.3600	8.4980		966.7230	-0.0140	0.0140		
9/28/2001	6:33:40	967.7230	56.3600	8.4980		967.7230	-0.0140	0.0140		
9/28/2001	6:34:40	968.7230	56.3600	8.4980		968.7230	-0.0140	0.0140		
9/28/2001	6:35:40	969.7230	56.3500	8.4960		969.7230	-0.0160	0.0160		
9/28/2001	6:36:40	970.7230	56.3600	8.4980		970.7230	-0.0140	0.0140		
9/28/2001	6:37:40	971.7230	56.3600	8.4980		971.7230	-0.0140	0.0140		
9/28/2001	6:38:40	972.7230	56.3600	8.4980		972.7230	-0.0140	0.0140		
9/28/2001	6:39:40	973.7230	56.3600	8.4980		973.7230	-0.0140	0.0140		
9/28/2001	6:40:40	974.7230	56.3500	8.4960		974.7230	-0.0160	0.0160		
9/28/2001	6:41:40	975.7230	56.3700	8.4980		975.7230	-0.0140	0.0140		

9/28/2001	6:42:40	976.7230	56.3900	8.4980		976.7230	-0.0140	0.0140		
9/28/2001	6:43:40	977.7230	56.3500	8.4960		977.7230	-0.0160	0.0160		
9/28/2001	6:44:40	978.7230	56.3600	8.4980		978.7230	-0.0140	0.0140		
9/28/2001	6:45:40	979.7230	56.3600	8.4980		979.7230	-0.0140	0.0140		
9/28/2001	6:46:40	980.7230	56.3600	8.4980		980.7230	-0.0140	0.0140		
9/28/2001	6:47:40	981.7230	56.3700	8.4980		981.7230	-0.0140	0.0140		
9/28/2001	6:48:40	982.7230	56.3600	8.4980		982.7230	-0.0140	0.0140		
9/28/2001	6:49:40	983.7230	56.3600	8.4980		983.7230	-0.0140	0.0140		
9/28/2001	6:50:40	984.7230	56.3500	8.4960		984.7230	-0.0160	0.0160		
9/28/2001	6:51:40	985.7230	56.3600	8.4980		985.7230	-0.0140	0.0140		
9/28/2001	6:52:40	986.7230	56.3700	8.4980		986.7230	-0.0140	0.0140		
9/28/2001	6:53:40	987.7230	56.3600	8.4980		987.7230	-0.0140	0.0140		
9/28/2001	6:54:40	988.7230	56.3600	8.4980		988.7230	-0.0140	0.0140		
9/28/2001	6:55:40	989.7230	56.3600	8.4980		989.7230	-0.0140	0.0140		
9/28/2001	6:56:40	990.7230	56.3700	8.5000		990.7230	-0.0120	0.0120		
9/28/2001	6:57:40	991.7230	56.3600	8.4980		991.7230	-0.0140	0.0140		
9/28/2001	6:58:40	992.7230	56.3600	8.4980		992.7230	-0.0140	0.0140		
9/28/2001	6:59:40	993.7230	56.3600	8.4980		993.7230	-0.0140	0.0140		
9/28/2001	7:00:40	994.7230	56.3700	8.5000		994.7230	-0.0120	0.0120		
9/28/2001	7:01:40	995.7230	56.3600	8.4980		995.7230	-0.0140	0.0140		
9/28/2001	7:02:40	996.7230	56.3800	8.5030		996.7230	-0.0090	0.0090		
9/28/2001	7:03:40	997.7230	56.3600	8.5000		997.7230	-0.0120	0.0120		
9/28/2001	7:04:40	998.7230	56.3600	8.4980		998.7230	-0.0140	0.0140		
9/28/2001	7:05:40	999.7230	56.3600	8.4980		999.7230	-0.0140	0.0140		
9/28/2001	7:06:40	1000.7230	56.3600	8.4980		1000.7230	-0.0140	0.0140		
9/28/2001	7:07:40	1001.7230	56.3700	8.5030		1001.7230	-0.0090	0.0090		
9/28/2001	7:08:40	1002.7230	56.3700	8.5030		1002.7230	-0.0090	0.0090		
9/28/2001	7:09:40	1003.7230	56.3600	8.5000		1003.7230	-0.0120	0.0120		
9/28/2001	7:10:40	1004.7230	56.3700	8.5030		1004.7230	-0.0090	0.0090		
9/28/2001	7:11:40	1005.7230	56.3700	8.5030		1005.7230	-0.0090	0.0090		
9/28/2001	7:12:40	1006.7230	56.3600	8.5000		1006.7230	-0.0120	0.0120		
9/28/2001	7:13:40	1007.7230	56.3600	8.5000		1007.7230	-0.0120	0.0120		
9/28/2001	7:14:40	1008.7230	56.3600	8.5000		1008.7230	-0.0120	0.0120		
9/28/2001	7:15:40	1009.7230	56.3500	8.5000		1009.7230	-0.0120	0.0120		
9/28/2001	7:16:40	1010.7230	56.3600	8.5000		1010.7230	-0.0120	0.0120		
9/28/2001	7:17:40	1011.7230	56.3700	8.5030		1011.7230	-0.0090	0.0090		
9/28/2001	7:18:40	1012.7230	56.3600	8.5000		1012.7230	-0.0120	0.0120		
9/28/2001	7:19:40	1013.7230	56.3600	8.5000		1013.7230	-0.0120	0.0120		
9/28/2001	7:20:40	1014.7230	56.3900	8.5050		1014.7230	-0.0070	0.0070		
9/28/2001	7:21:40	1015.7230	56.3600	8.5030		1015.7230	-0.0090	0.0090		
9/28/2001	7:22:40	1016.7230	56.3800	8.5030		1016.7230	-0.0090	0.0090		
9/28/2001	7:23:40	1017.7230	56.3600	8.5030		1017.7230	-0.0090	0.0090		
9/28/2001	7:24:40	1018.7230	56.3700	8.5030		1018.7230	-0.0090	0.0090		
9/28/2001	7:25:40	1019.7230	56.3500	8.5030		1019.7230	-0.0090	0.0090		
9/28/2001	7:26:40	1020.7230	56.3600	8.5030		1020.7230	-0.0090	0.0090		
9/28/2001	7:27:40	1021.7230	56.3600	8.5030		1021.7230	-0.0090	0.0090		
9/28/2001	7:28:40	1022.7230	56.3700	8.5030		1022.7230	-0.0090	0.0090		
9/28/2001	7:29:40	1023.7230	56.3500	8.5030		1023.7230	-0.0090	0.0090		
9/28/2001	7:30:40	1024.7230	56.3500	8.5030		1024.7230	-0.0090	0.0090		
9/28/2001	7:31:40	1025.7230	56.3600	8.5030		1025.7230	-0.0090	0.0090		
9/28/2001	7:32:40	1026.7230	56.3500	8.5030		1026.7230	-0.0090	0.0090		
9/28/2001	7:33:40	1027.7230	56.3600	8.5030		1027.7230	-0.0090	0.0090		
9/28/2001	7:34:40	1028.7230	56.3600	8.5030		1028.7230	-0.0090	0.0090		
9/28/2001	7:35:40	1029.7230	56.3500	8.5030		1029.7230	-0.0090	0.0090		
9/28/2001	7:36:40	1030.7230	56.3600	8.5030		1030.7230	-0.0090	0.0090		
9/28/2001	7:37:40	1031.7230	56.3900	8.5050		1031.7230	-0.0070	0.0070		
9/28/2001	7:38:40	1032.7230	56.3600	8.5030		1032.7230	-0.0090	0.0090		
9/28/2001	7:39:40	1033.7230	56.3500	8.5030		1033.7230	-0.0090	0.0090		
9/28/2001	7:40:40	1034.7230	56.3600	8.5030		1034.7230	-0.0090	0.0090		
9/28/2001	7:41:40	1035.7230	56.3500	8.5030		1035.7230	-0.0090	0.0090		

9/28/2001	7:42:40	1036.7230	56.3600	8.5030		1036.7230	-0.0090	0.0090		
9/28/2001	7:43:40	1037.7230	56.3600	8.5030		1037.7230	-0.0090	0.0090		
9/28/2001	7:44:40	1038.7230	56.3700	8.5050		1038.7230	-0.0070	0.0070		
9/28/2001	7:45:40	1039.7230	56.3000	8.5050		1039.7230	-0.0070	0.0070		
9/28/2001	7:46:40	1040.7230	56.3500	8.5050		1040.7230	-0.0070	0.0070		
9/28/2001	7:47:40	1041.7230	56.3700	8.5030		1041.7230	-0.0090	0.0090		
9/28/2001	7:48:40	1042.7230	56.3600	8.5050		1042.7230	-0.0070	0.0070		
9/28/2001	7:49:40	1043.7230	56.3700	8.5030		1043.7230	-0.0090	0.0090		
9/28/2001	7:50:40	1044.7230	56.3600	8.5050		1044.7230	-0.0070	0.0070		
9/28/2001	7:51:40	1045.7230	56.3600	8.5050		1045.7230	-0.0070	0.0070		
9/28/2001	7:52:40	1046.7230	56.3700	8.5050		1046.7230	-0.0070	0.0070		
9/28/2001	7:53:40	1047.7230	56.3500	8.5050		1047.7230	-0.0070	0.0070		
9/28/2001	7:54:40	1048.7230	56.3600	8.5050		1048.7230	-0.0070	0.0070		
9/28/2001	7:55:40	1049.7230	56.3900	8.5070		1049.7230	-0.0050	0.0050		
9/28/2001	7:56:40	1050.7230	56.3900	8.5070		1050.7230	-0.0050	0.0050		
9/28/2001	7:57:40	1051.7230	56.3600	8.5050		1051.7230	-0.0070	0.0070		
9/28/2001	7:58:40	1052.7230	56.3600	8.5050		1052.7230	-0.0070	0.0070		
9/28/2001	7:59:40	1053.7230	56.3600	8.5050		1053.7230	-0.0070	0.0070		
9/28/2001	8:00:40	1054.7230	56.3500	8.5050		1054.7230	-0.0070	0.0070		
9/28/2001	8:01:40	1055.7230	56.3600	8.5050		1055.7230	-0.0070	0.0070		
9/28/2001	8:02:40	1056.7230	56.3600	8.5050		1056.7230	-0.0070	0.0070		
9/28/2001	8:03:40	1057.7230	56.3700	8.5050		1057.7230	-0.0070	0.0070		
9/28/2001	8:04:40	1058.7230	56.3500	8.5050		1058.7230	-0.0070	0.0070		
9/28/2001	8:05:40	1059.7230	56.3600	8.5050		1059.7230	-0.0070	0.0070		
9/28/2001	8:06:40	1060.7230	56.3600	8.5050		1060.7230	-0.0070	0.0070		
9/28/2001	8:07:40	1061.7230	56.3600	8.5070		1061.7230	-0.0050	0.0050		
9/28/2001	8:08:40	1062.7230	56.3600	8.5070		1062.7230	-0.0050	0.0050		
9/28/2001	8:09:40	1063.7230	56.3800	8.5070		1063.7230	-0.0050	0.0050		
9/28/2001	8:10:40	1064.7230	56.3600	8.5070		1064.7230	-0.0050	0.0050		
9/28/2001	8:11:40	1065.7230	56.3800	8.5070		1065.7230	-0.0050	0.0050		
9/28/2001	8:12:40	1066.7230	56.3700	8.5070		1066.7230	-0.0050	0.0050		
9/28/2001	8:13:40	1067.7230	56.3600	8.5070		1067.7230	-0.0050	0.0050		
9/28/2001	8:14:40	1068.7230	56.3500	8.5070		1068.7230	-0.0050	0.0050		
9/28/2001	8:15:40	1069.7230	56.3600	8.5070		1069.7230	-0.0050	0.0050		
9/28/2001	8:16:40	1070.7230	56.3600	8.5100		1070.7230	-0.0020	0.0020		
9/28/2001	8:17:40	1071.7230	56.3700	8.5070		1071.7230	-0.0050	0.0050		
9/28/2001	8:18:40	1072.7230	56.3600	8.5100		1072.7230	-0.0020	0.0020		
9/28/2001	8:19:40	1073.7230	56.3800	8.5070		1073.7230	-0.0050	0.0050		
9/28/2001	8:20:40	1074.7230	56.4000	8.5100		1074.7230	-0.0020	0.0020		
9/28/2001	8:21:40	1075.7230	56.3900	8.5120		1075.7230	0.0000	0.0000		
9/28/2001	8:22:40	1076.7230	56.3900	8.5100		1076.7230	-0.0020	0.0020		
9/28/2001	8:23:40	1077.7230	56.3600	8.5070		1077.7230	-0.0050	0.0050		
9/28/2001	8:24:40	1078.7230	56.3600	8.5100		1078.7230	-0.0020	0.0020		
9/28/2001	8:25:40	1079.7230	56.3700	8.5100		1079.7230	-0.0020	0.0020		
9/28/2001	8:26:40	1080.7230	56.3600	8.5100		1080.7230	-0.0020	0.0020		
9/28/2001	8:27:40	1081.7230	56.3700	8.5070		1081.7230	-0.0050	0.0050		
9/28/2001	8:28:40	1082.7230	56.3900	8.5120		1082.7230	0.0000	0.0000		
9/28/2001	8:29:40	1083.7230	56.3600	8.5100		1083.7230	-0.0020	0.0020		
9/28/2001	8:30:40	1084.7230	56.3700	8.5100		1084.7230	-0.0020	0.0020		
9/28/2001	8:31:40	1085.7230	56.3600	8.5100		1085.7230	-0.0020	0.0020		
9/28/2001	8:32:40	1086.7230	56.3700	8.5100		1086.7230	-0.0020	0.0020		
9/28/2001	8:33:40	1087.7230	56.3600	8.5100		1087.7230	-0.0020	0.0020		
9/28/2001	8:34:40	1088.7230	56.3900	8.5120		1088.7230	0.0000	0.0000		
9/28/2001	8:35:40	1089.7230	56.4000	8.5140		1089.7230	0.0020	-0.0020		
9/28/2001	8:36:40	1090.7230	56.3700	8.5100		1090.7230	-0.0020	0.0020		
9/28/2001	8:37:40	1091.7230	56.3600	8.5120		1091.7230	0.0000	0.0000		
9/28/2001	8:38:40	1092.7230	56.3600	8.5120		1092.7230	0.0000	0.0000		
9/28/2001	8:39:40	1093.7230	56.3600	8.5120		1093.7230	0.0000	0.0000		
9/28/2001	8:40:40	1094.7230	56.3900	8.5140		1094.7230	0.0020	-0.0020		
9/28/2001	8:41:40	1095.7230	56.3500	8.5120		1095.7230	0.0000	0.0000		

9/28/2001	8:42:40	1096.7230	56.3900	8.5140		1096.7230	0.0020	-0.0020		
9/28/2001	8:43:40	1097.7230	56.3700	8.5120		1097.7230	0.0000	0.0000		
9/28/2001	8:44:40	1098.7230	56.3700	8.5120		1098.7230	0.0000	0.0000		
9/28/2001	8:45:40	1099.7230	56.3600	8.5120		1099.7230	0.0000	0.0000		
9/28/2001	8:46:40	1100.7230	56.3700	8.5120		1100.7230	0.0000	0.0000		