

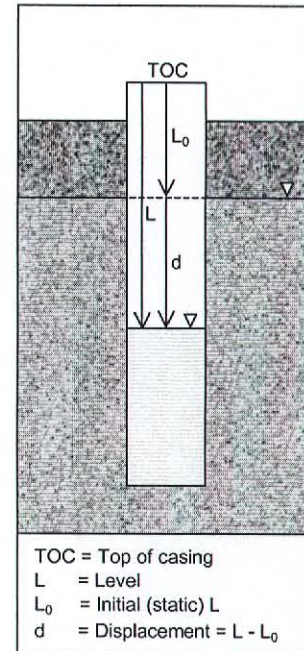
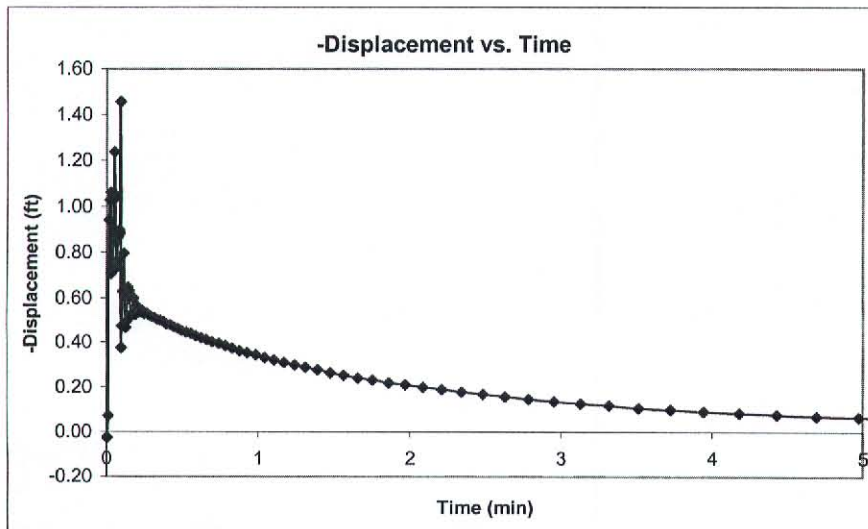
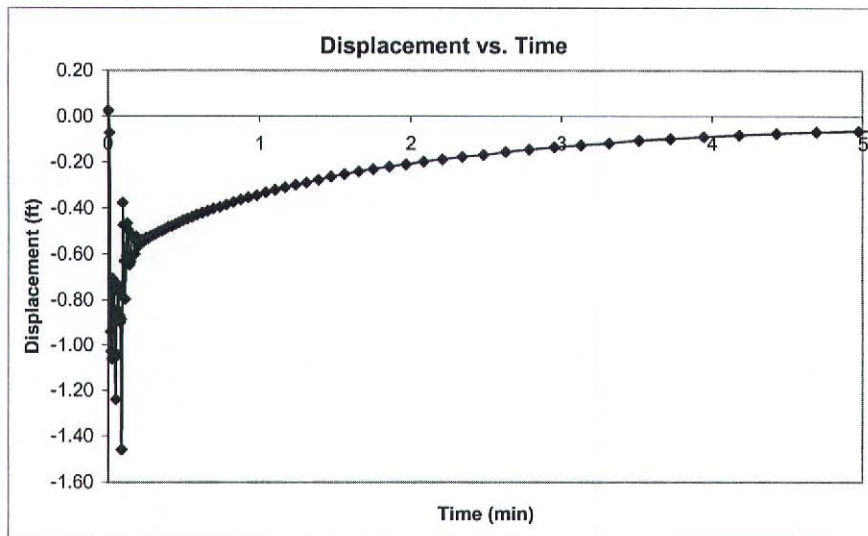
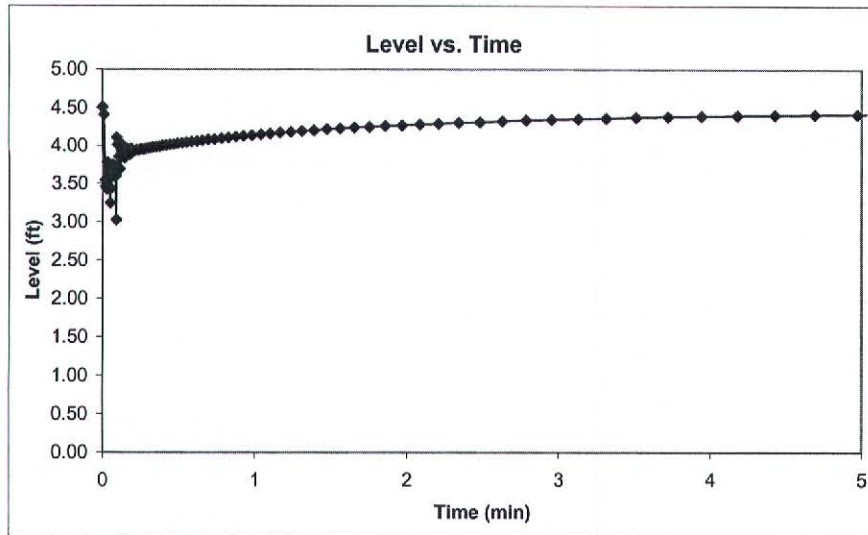
APPENDIX F
SLUG TEST LOGS AND SOLUTIONS

THIS PAGE INTENTIONALLY LEFT BLANK.

**Load Line 2 Phase II RI
Slug Test Summary**

Monitoring Well ID	Total Depth (bgs, ft)	Screened Interval (bgs, ft)	Lithology in Screened Interval	Rising Head or Falling Head Test	Slug-Test-Determined Hydraulic Conductivity (ft/min)	Slug-Test-Determined Hydraulic Conductivity (cm/sec)
MW-261	22.41	9.8-19.8	sandstone w/ shale interbeds	Falling	1.35E-03	6.83E-04
				Rising	8.11E-04	4.12E-04
MW-262	22.59	10.6-20.6	sandstone w/ shale interbeds	Rising	4.91E-03	2.49E-03
MW-263	22.75	10.8-20.8	sandstone w/ shale interbeds	Rising	6.63E-04	3.37E-04
MW-264	22.33	9.75-19.75	sandstone w/ shale interbeds	Rising	5.16E-03	2.62E-03
MW-265	24.36	11.82-21.82	sandstone	Rising	1.41E-03	7.17E-04
MW-266	21.65	9.8-19.8	sandstone w/ shale interbeds	Rising	1.24E-03	6.32E-04
MW-267	22.65	9.8-19.8	sandstone w/ shale interbeds	Rising	1.95E-03	9.91E-04
MW-268	29.85	17.29-27.29	sandstone w/ shale interbeds	Falling	2.88E-03	1.46E-03
				Rising	2.64E-03	1.34E-03
MW-269	30.23	17.1-27.1	shale	Rising	3.14E-03	1.59E-03
MW-270	22.36	9.8-19.8	sandstone	Rising	7.22E-06	3.67E-06

IN_SITU INC.	Troll	
Report generated:	3/15/2003	16:56:06
Report from file:		
DataMgr Version	2.12	
Serial number:	11282	
Firmware Version	6.24	
Unit name:	SP4000	
Test name:		LL2mw261 slug in
Test defined on:	10/2/2001	9:49:57
Test started on:	10/2/2001	9:54:45
Test stopped on:	10/2/2001	13:42:52
Test extracted on:	10/2/2001	13:42:59
Data gathered using Logarithmic testing		
Maximum time between data points: 5.0000	Minutes.	
Number of data samples:	166	
TOTAL DATA SAMPLES	166	
Channel number [1]		
Measurement type:	Temperature	
Channel name:	OnBoard Temp	
Channel number [2]		
Measurement type:	Pressure/Level	
Channel name:	OnBoard Pressure	
Sensor Range:	15 PSI.	
Specific gravity:	1	
Mode:	TOC	
User-defined reference:	6.6	Feet H2O
Referenced on:	channel definition.	
Pressure head at reference:	11.622	Feet H2O

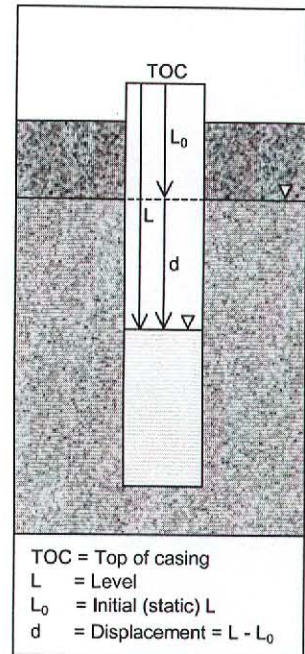
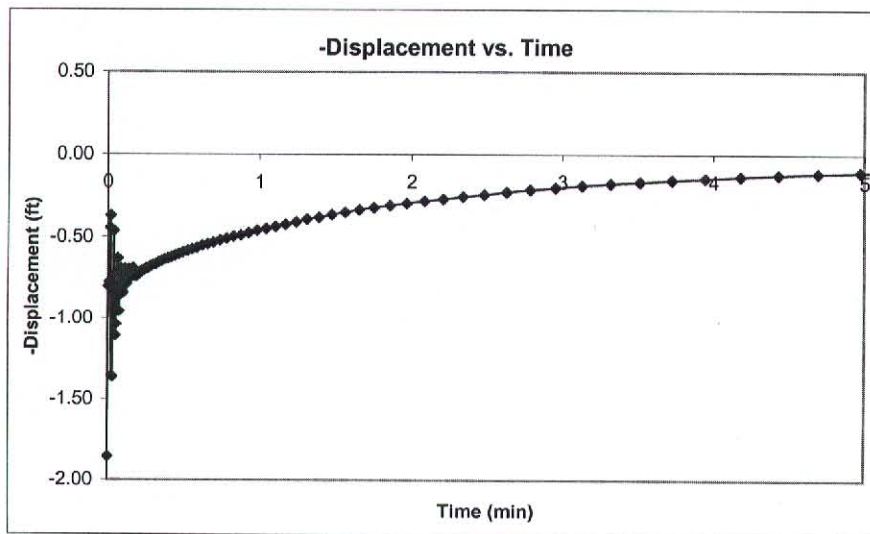
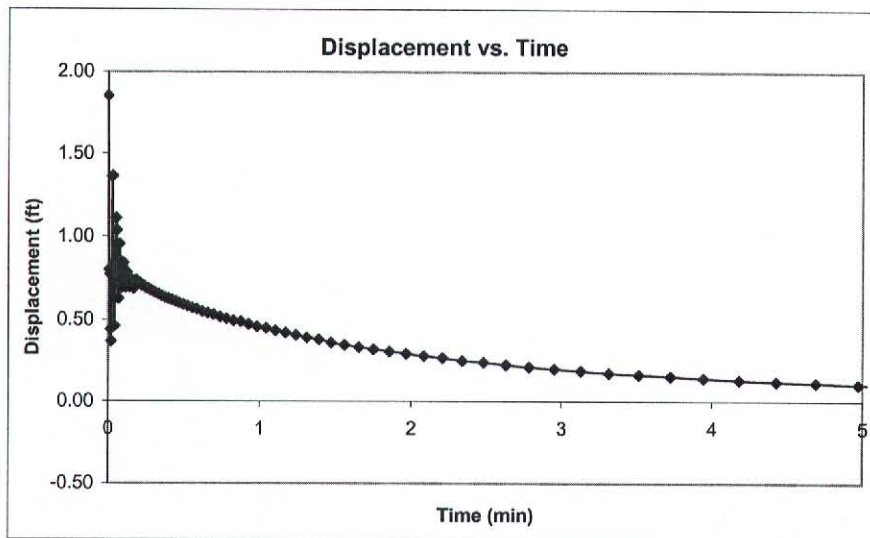
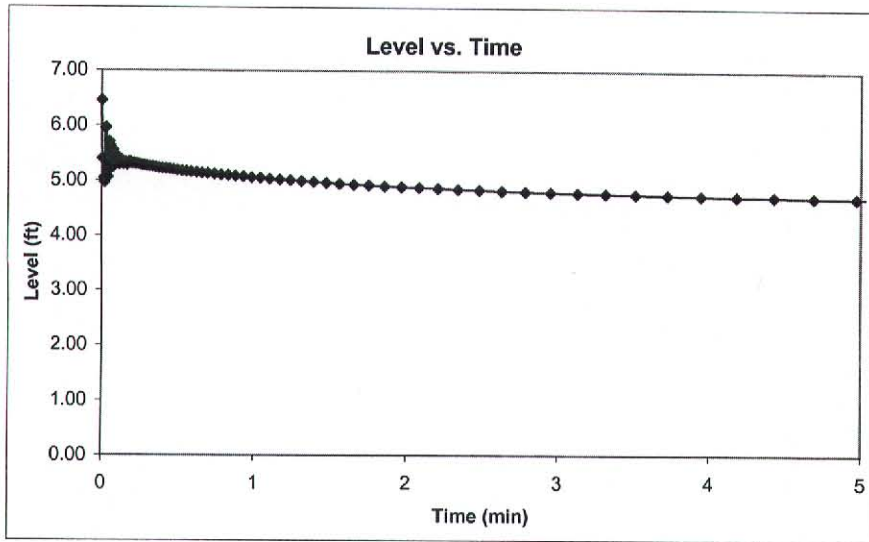


LL2MI261					AqtwSolv	Final	Point	Point	Check
					Max	Chan[2]	ET	Chan[2]	
					(min)	Feet H2O	(min)	Feet H2O	
					224.0463	4.4860	5.0000	4.4210	Fall
						Rise	Fall		
				L		d	-d		
			Chan[1]	Chan[2]		Chan[2]	Chan[2]		
Date	Time	ET (min)	Fahrenheit	Feet H2O	ET (min)	Feet H2O	Feet H2O		
-----	-----	-----	-----	-----	-----	-----	-----		
10/2/2001	9:54:45	0.0000	55.7700	4.5110	0.0000	0.0250	-0.0250		
10/2/2001	9:54:45	0.0050	55.7800	4.5110	0.0050	0.0250	-0.0250		
10/2/2001	9:54:45	0.0100	55.7900	4.4140	0.0100	-0.0720	0.0720		
10/2/2001	9:54:45	0.0150	55.7900	3.5450	0.0150	-0.9410	0.9410		
10/2/2001	9:54:46	0.0200	55.8000	3.4590	0.0200	-1.0270	1.0270		
10/2/2001	9:54:46	0.0250	55.8000	3.4250	0.0250	-1.0610	1.0610		
10/2/2001	9:54:46	0.0300	55.8200	3.7800	0.0300	-0.7060	0.7060		
10/2/2001	9:54:47	0.0350	55.8300	3.7340	0.0350	-0.7520	0.7520		
10/2/2001	9:54:47	0.0400	55.8400	3.7610	0.0400	-0.7250	0.7250		
10/2/2001	9:54:47	0.0450	55.8400	3.4550	0.0450	-1.0310	1.0310		
10/2/2001	9:54:48	0.0500	55.8400	3.2470	0.0500	-1.2390	1.2390		
10/2/2001	9:54:48	0.0550	55.8400	3.4360	0.0550	-1.0500	1.0500		
10/2/2001	9:54:48	0.0600	55.8600	3.6440	0.0600	-0.8420	0.8420		
10/2/2001	9:54:48	0.0650	55.8600	3.7520	0.0650	-0.7340	0.7340		
10/2/2001	9:54:49	0.0700	55.8700	3.7200	0.0700	-0.7660	0.7660		
10/2/2001	9:54:49	0.0750	55.8700	3.6180	0.0750	-0.8680	0.8680		
10/2/2001	9:54:49	0.0800	55.8700	3.5880	0.0800	-0.8980	0.8980		
10/2/2001	9:54:50	0.0850	55.8800	3.6020	0.0850	-0.8840	0.8840		
10/2/2001	9:54:50	0.0900	55.8900	3.0280	0.0900	-1.4580	1.4580		
10/2/2001	9:54:50	0.0950	55.8900	4.1100	0.0950	-0.3760	0.3760		
10/2/2001	9:54:51	0.1000	55.8900	4.0130	0.1000	-0.4730	0.4730		
10/2/2001	9:54:51	0.1058	55.9000	3.8560	0.1058	-0.6300	0.6300		
10/2/2001	9:54:51	0.1120	55.9000	3.6900	0.1120	-0.7960	0.7960		
10/2/2001	9:54:52	0.1185	55.9100	3.8790	0.1185	-0.6070	0.6070		
10/2/2001	9:54:52	0.1255	55.9200	4.0200	0.1255	-0.4660	0.4660		
10/2/2001	9:54:52	0.1328	55.9200	3.9900	0.1328	-0.4960	0.4960		
10/2/2001	9:54:53	0.1407	55.9200	3.8400	0.1407	-0.6460	0.6460		
10/2/2001	9:54:53	0.1490	55.9300	3.8540	0.1490	-0.6320	0.6320		
10/2/2001	9:54:54	0.1578	55.9300	3.9690	0.1578	-0.5170	0.5170		
10/2/2001	9:54:55	0.1672	55.9500	3.9550	0.1672	-0.5310	0.5310		
10/2/2001	9:54:55	0.1770	55.9800	3.8860	0.1770	-0.6000	0.6000		
10/2/2001	9:54:56	0.1875	55.9700	3.9620	0.1875	-0.5240	0.5240		
10/2/2001	9:54:56	0.1985	55.9800	3.9210	0.1985	-0.5650	0.5650		
10/2/2001	9:54:57	0.2102	55.9800	3.9340	0.2102	-0.5520	0.5520		
10/2/2001	9:54:58	0.2227	55.9800	3.9480	0.2227	-0.5380	0.5380		
10/2/2001	9:54:59	0.2358	55.9900	3.9410	0.2358	-0.5450	0.5450		
10/2/2001	9:54:59	0.2498	55.9900	3.9580	0.2498	-0.5280	0.5280		
10/2/2001	9:55:00	0.2647	55.9900	3.9530	0.2647	-0.5330	0.5330		
10/2/2001	9:55:01	0.2803	55.9900	3.9640	0.2803	-0.5220	0.5220		
10/2/2001	9:55:02	0.2970	56.0000	3.9690	0.2970	-0.5170	0.5170		
10/2/2001	9:55:03	0.3147	56.0000	3.9740	0.3147	-0.5120	0.5120		
10/2/2001	9:55:05	0.3333	56.0100	3.9830	0.3333	-0.5030	0.5030		
10/2/2001	9:55:06	0.3532	56.0100	3.9870	0.3532	-0.4990	0.4990		
10/2/2001	9:55:07	0.3742	56.0100	3.9940	0.3742	-0.4920	0.4920		
10/2/2001	9:55:08	0.3963	56.0100	4.0040	0.3963	-0.4820	0.4820		
10/2/2001	9:55:10	0.4198	56.0100	4.0080	0.4198	-0.4780	0.4780		
10/2/2001	9:55:11	0.4447	56.0100	4.0170	0.4447	-0.4690	0.4690		
10/2/2001	9:55:13	0.4697	56.0100	4.0240	0.4697	-0.4620	0.4620		
10/2/2001	9:55:14	0.4963	56.0200	4.0340	0.4963	-0.4520	0.4520		

10/2/2001	9:55:16	0.5247	56.0200	4.0410	0.5247	-0.4450	0.4450
10/2/2001	9:55:18	0.5547	56.0100	4.0470	0.5547	-0.4390	0.4390
10/2/2001	9:55:20	0.5863	56.0200	4.0570	0.5863	-0.4290	0.4290
10/2/2001	9:55:22	0.6213	56.0200	4.0660	0.6213	-0.4200	0.4200
10/2/2001	9:55:24	0.6580	56.0200	4.0750	0.6580	-0.4110	0.4110
10/2/2001	9:55:26	0.6963	56.0200	4.0840	0.6963	-0.4020	0.4020
10/2/2001	9:55:29	0.7380	56.0200	4.0910	0.7380	-0.3950	0.3950
10/2/2001	9:55:31	0.7813	56.0100	4.1010	0.7813	-0.3850	0.3850
10/2/2001	9:55:34	0.8280	56.0100	4.1120	0.8280	-0.3740	0.3740
10/2/2001	9:55:37	0.8763	56.0200	4.1240	0.8763	-0.3620	0.3620
10/2/2001	9:55:40	0.9280	56.0100	4.1330	0.9280	-0.3530	0.3530
10/2/2001	9:55:43	0.9830	56.0200	4.1420	0.9830	-0.3440	0.3440
10/2/2001	9:55:47	1.0413	56.0100	4.1540	1.0413	-0.3320	0.3320
10/2/2001	9:55:51	1.1030	56.0100	4.1650	1.1030	-0.3210	0.3210
10/2/2001	9:55:55	1.1680	56.0200	4.1770	1.1680	-0.3090	0.3090
10/2/2001	9:55:59	1.2380	56.0100	4.1880	1.2380	-0.2980	0.2980
10/2/2001	9:56:03	1.3113	56.0100	4.1970	1.3113	-0.2890	0.2890
10/2/2001	9:56:08	1.3897	56.0100	4.2090	1.3897	-0.2770	0.2770
10/2/2001	9:56:13	1.4730	56.0100	4.2230	1.4730	-0.2630	0.2630
10/2/2001	9:56:18	1.5613	56.0100	4.2340	1.5613	-0.2520	0.2520
10/2/2001	9:56:24	1.6547	56.0000	4.2460	1.6547	-0.2400	0.2400
10/2/2001	9:56:30	1.7530	56.0000	4.2550	1.7530	-0.2310	0.2310
10/2/2001	9:56:36	1.8580	56.0000	4.2670	1.8580	-0.2190	0.2190
10/2/2001	9:56:43	1.9680	55.9900	4.2760	1.9680	-0.2100	0.2100
10/2/2001	9:56:50	2.0847	55.9900	4.2870	2.0847	-0.1990	0.1990
10/2/2001	9:56:57	2.2097	55.9800	4.2970	2.2097	-0.1890	0.1890
10/2/2001	9:57:05	2.3413	55.9900	4.3080	2.3413	-0.1780	0.1780
10/2/2001	9:57:13	2.4813	55.9800	4.3170	2.4813	-0.1690	0.1690
10/2/2001	9:57:22	2.6297	55.9800	4.3290	2.6297	-0.1570	0.1570
10/2/2001	9:57:32	2.7863	55.9800	4.3400	2.7863	-0.1460	0.1460
10/2/2001	9:57:42	2.9530	55.9800	4.3500	2.9530	-0.1360	0.1360
10/2/2001	9:57:52	3.1297	55.9800	4.3590	3.1297	-0.1270	0.1270
10/2/2001	9:58:03	3.3163	55.9800	4.3680	3.3163	-0.1180	0.1180
10/2/2001	9:58:15	3.5147	55.9800	4.3800	3.5147	-0.1060	0.1060
10/2/2001	9:58:28	3.7247	55.9800	4.3870	3.7247	-0.0990	0.0990
10/2/2001	9:58:41	3.9463	55.9800	4.3960	3.9463	-0.0900	0.0900
10/2/2001	9:58:55	4.1813	55.9800	4.4030	4.1813	-0.0830	0.0830
10/2/2001	9:59:10	4.4297	55.9700	4.4100	4.4297	-0.0760	0.0760
10/2/2001	9:59:26	4.6930	55.9700	4.4170	4.6930	-0.0690	0.0690
10/2/2001	9:59:43	4.9730	55.9700	4.4210	4.9730	-0.0650	0.0650
10/2/2001	10:00:01	5.2697	55.9700	4.4280	5.2697	-0.0580	0.0580
10/2/2001	10:00:19	5.5830	55.9600	4.4350	5.5830	-0.0510	0.0510
10/2/2001	10:00:39	5.9147	55.9500	4.4420	5.9147	-0.0440	0.0440
10/2/2001	10:01:00	6.2663	55.9500	4.4470	6.2663	-0.0390	0.0390
10/2/2001	10:01:23	6.6397	55.9300	4.4510	6.6397	-0.0350	0.0350
10/2/2001	10:01:47	7.0347	55.9300	4.4530	7.0347	-0.0330	0.0330
10/2/2001	10:02:12	7.4530	55.9200	4.4600	7.4530	-0.0260	0.0260
10/2/2001	10:02:38	7.8963	55.9000	4.4650	7.8963	-0.0210	0.0210
10/2/2001	10:03:06	8.3663	55.8900	4.4670	8.3663	-0.0190	0.0190
10/2/2001	10:03:36	8.8647	55.8800	4.4670	8.8647	-0.0190	0.0190
10/2/2001	10:04:08	9.3913	55.8700	4.4720	9.3913	-0.0140	0.0140
10/2/2001	10:04:41	9.9497	55.8600	4.4740	9.9497	-0.0120	0.0120
10/2/2001	10:05:17	10.5413	55.8500	4.4770	10.5413	-0.0090	0.0090
10/2/2001	10:05:55	11.1680	55.8400	4.4790	11.1680	-0.0070	0.0070
10/2/2001	10:06:34	11.8313	55.8200	4.4790	11.8313	-0.0070	0.0070
10/2/2001	10:07:17	12.5347	55.8000	4.4810	12.5347	-0.0050	0.0050
10/2/2001	10:08:01	13.2797	55.7900	4.4830	13.2797	-0.0030	0.0030
10/2/2001	10:08:49	14.0697	55.7900	4.4860	14.0697	0.0000	0.0000
10/2/2001	10:09:39	14.9063	55.7700	4.4880	14.9063	0.0020	-0.0020
10/2/2001	10:10:32	15.7913	55.7700	4.4880	15.7913	0.0020	-0.0020

10/2/2001	10:11:28	16.7297	55.7600	4.4900		16.7297	0.0040	-0.0040		
10/2/2001	10:12:28	17.7230	55.7500	4.4880		17.7230	0.0020	-0.0020		
10/2/2001	10:13:31	18.7763	55.7500	4.4930		18.7763	0.0070	-0.0070		
10/2/2001	10:14:38	19.8913	55.7400	4.4930		19.8913	0.0070	-0.0070		
10/2/2001	10:15:49	21.0730	55.7300	4.4930		21.0730	0.0070	-0.0070		
10/2/2001	10:17:04	22.3247	55.7200	4.4950		22.3247	0.0090	-0.0090		
10/2/2001	10:18:23	23.6497	55.7200	4.4930		23.6497	0.0070	-0.0070		
10/2/2001	10:19:48	25.0547	55.7200	4.4950		25.0547	0.0090	-0.0090		
10/2/2001	10:21:17	26.5430	55.7100	4.4970		26.5430	0.0110	-0.0110		
10/2/2001	10:22:52	28.1180	55.7100	4.4970		28.1180	0.0110	-0.0110		
10/2/2001	10:24:32	29.7863	55.7000	4.4970		29.7863	0.0110	-0.0110		
10/2/2001	10:26:18	31.5547	55.6800	4.4970		31.5547	0.0110	-0.0110		
10/2/2001	10:28:10	33.4280	55.6800	4.5000		33.4280	0.0140	-0.0140		
10/2/2001	10:30:09	35.4113	55.6800	4.4970		35.4113	0.0110	-0.0110		
10/2/2001	10:32:15	37.5130	55.6800	4.4970		37.5130	0.0110	-0.0110		
10/2/2001	10:34:29	39.7397	55.6800	4.4970		39.7397	0.0110	-0.0110		
10/2/2001	10:36:50	42.0980	55.6800	4.4970		42.0980	0.0110	-0.0110		
10/2/2001	10:39:20	44.5963	55.6700	4.4970		44.5963	0.0110	-0.0110		
10/2/2001	10:41:59	47.2430	55.6800	4.5000		47.2430	0.0140	-0.0140		
10/2/2001	10:44:47	50.0463	55.6700	4.5000		50.0463	0.0140	-0.0140		
10/2/2001	10:47:45	53.0147	55.6700	4.5020		53.0147	0.0160	-0.0160		
10/2/2001	10:50:54	56.1597	55.6700	4.5000		56.1597	0.0140	-0.0140		
10/2/2001	10:54:14	59.4913	55.6700	4.4970		59.4913	0.0110	-0.0110		
10/2/2001	10:57:46	63.0197	55.6700	4.5040		63.0197	0.0180	-0.0180		
10/2/2001	11:01:30	66.7580	55.6600	4.5000		66.7580	0.0140	-0.0140		
10/2/2001	11:05:28	70.7180	55.6600	4.5020		70.7180	0.0160	-0.0160		
10/2/2001	11:09:39	74.9113	55.6600	4.5000		74.9113	0.0140	-0.0140		
10/2/2001	11:14:06	79.3547	55.6600	4.5000		79.3547	0.0140	-0.0140		
10/2/2001	11:18:48	84.0613	55.6600	4.5000		84.0613	0.0140	-0.0140		
10/2/2001	11:23:47	89.0463	55.6600	4.5000		89.0463	0.0140	-0.0140		
10/2/2001	11:28:47	94.0463	55.6600	4.4970		94.0463	0.0110	-0.0110		
10/2/2001	11:33:47	99.0463	55.6600	4.5000		99.0463	0.0140	-0.0140		
10/2/2001	11:38:47	104.0463	55.6600	4.5000		104.0463	0.0140	-0.0140		
10/2/2001	11:43:47	109.0463	55.6600	4.5000		109.0463	0.0140	-0.0140		
10/2/2001	11:48:47	114.0463	55.6500	4.4970		114.0463	0.0110	-0.0110		
10/2/2001	11:53:47	119.0463	55.6500	4.5000		119.0463	0.0140	-0.0140		
10/2/2001	11:58:47	124.0463	55.6600	4.4970		124.0463	0.0110	-0.0110		
10/2/2001	12:03:47	129.0463	55.6500	4.5000		129.0463	0.0140	-0.0140		
10/2/2001	12:08:47	134.0463	55.6600	4.4970		134.0463	0.0110	-0.0110		
10/2/2001	12:13:47	139.0463	55.6500	4.4950		139.0463	0.0090	-0.0090		
10/2/2001	12:18:47	144.0463	55.6500	4.4950		144.0463	0.0090	-0.0090		
10/2/2001	12:23:47	149.0463	55.6600	4.4930		149.0463	0.0070	-0.0070		
10/2/2001	12:28:47	154.0463	55.6600	4.4900		154.0463	0.0040	-0.0040		
10/2/2001	12:33:47	159.0463	55.6600	4.4950		159.0463	0.0090	-0.0090		
10/2/2001	12:38:47	164.0463	55.6500	4.4930		164.0463	0.0070	-0.0070		
10/2/2001	12:43:47	169.0463	55.6600	4.4900		169.0463	0.0040	-0.0040		
10/2/2001	12:48:47	174.0463	55.6500	4.4930		174.0463	0.0070	-0.0070		
10/2/2001	12:53:47	179.0463	55.6500	4.4930		179.0463	0.0070	-0.0070		
10/2/2001	12:58:47	184.0463	55.6500	4.4930		184.0463	0.0070	-0.0070		
10/2/2001	13:03:47	189.0463	55.6500	4.4950		189.0463	0.0090	-0.0090		
10/2/2001	13:08:47	194.0463	55.6500	4.4930		194.0463	0.0070	-0.0070		
10/2/2001	13:13:47	199.0463	55.6600	4.4930		199.0463	0.0070	-0.0070		
10/2/2001	13:18:47	204.0463	55.6600	4.4830		204.0463	-0.0030	0.0030		
10/2/2001	13:23:47	209.0463	55.6600	4.4880		209.0463	0.0020	-0.0020		
10/2/2001	13:28:47	214.0463	55.6600	4.4880		214.0463	0.0020	-0.0020		
10/2/2001	13:33:47	219.0463	55.6500	4.4860		219.0463	0.0000	0.0000		
10/2/2001	13:38:47	224.0463	55.6500	4.4860		224.0463	0.0000	0.0000		

IN_SITU INC.	Troll	
Report generated:	3/15/2003	16:56:47
Report from file:		
DataMgr Version	2.12	
Serial number:	11282	
Firmware Version	6.24	
Unit name:	SP4000	
Test name:		LL2mw261 slugout
Test defined on:	10/2/2001	13:45:11
Test started on:	10/2/2001	13:45:57
Test stopped on:	10/2/2001	15:13:40
Test extracted on:	10/2/2001	15:13:47
Data gathered using Logarithmic testing		
Maximum time between data points: 1.0000	Minutes.	
Number of data samples:	180	
TOTAL DATA SAMPLES	180	
Channel number [2]		
Measurement type:	Pressure/Level	
Channel name:	OnBoard Pressure	
Sensor Range:	15 PSI.	
Specific gravity:	1	
Mode:	TOC	
User-defined reference:	6.6	Feet H2O
Referenced on:	channel definition.	
Pressure head at reference:	11.622	Feet H2O



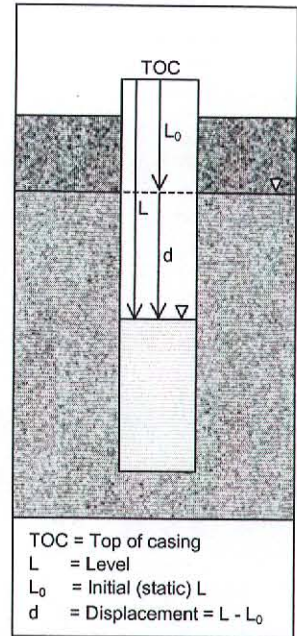
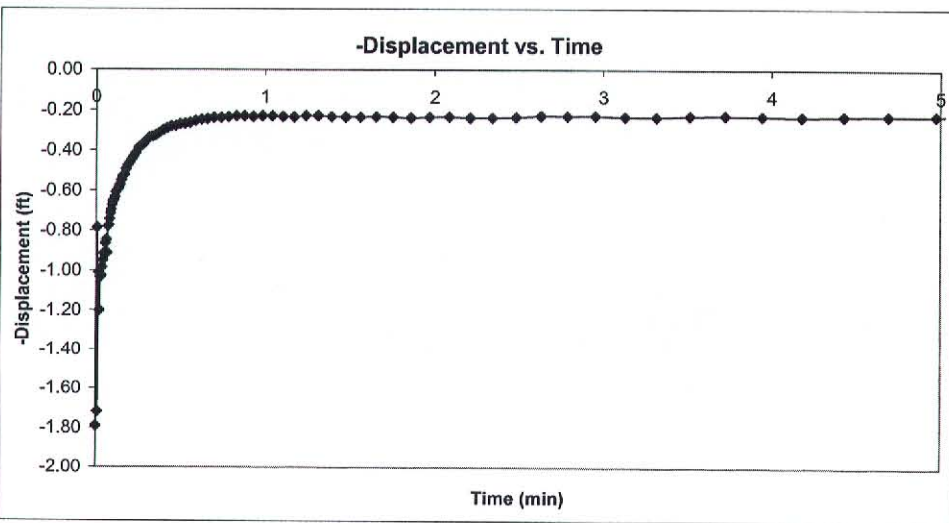
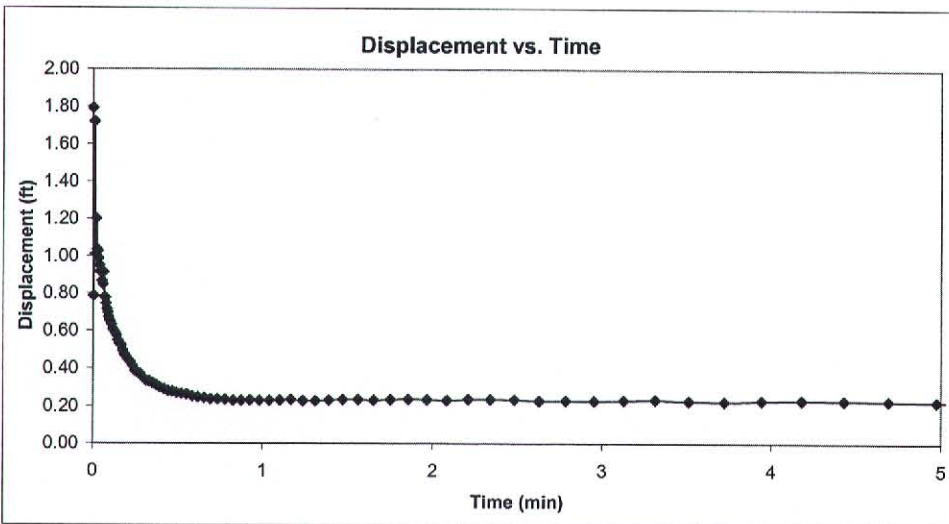
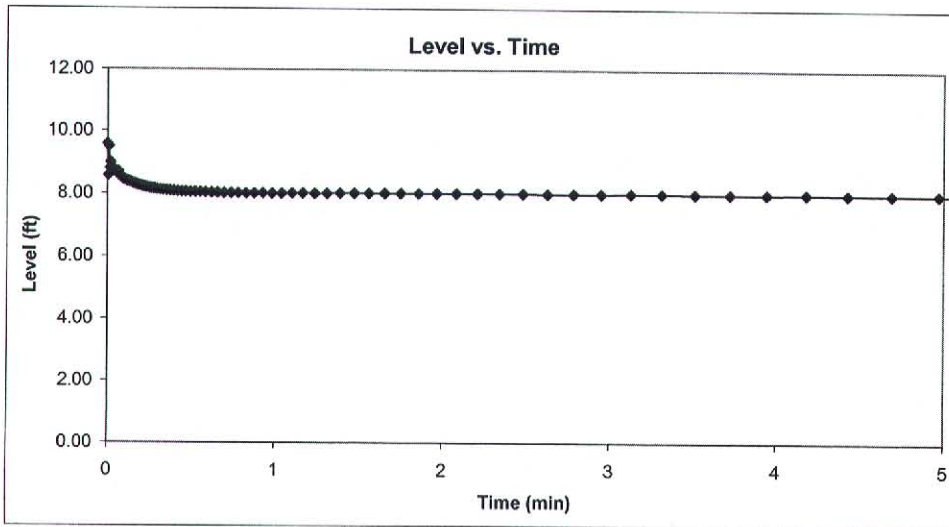
LL2MO261					AqtwSolv				
					Max	Final	Point	Point	Check
					ET	Chan[2]	ET	Chan[2]	
					(min)	Feet H2O	(min)	Feet H2O	
					86.7230	4.5990	5.0000	4.7030	Rise
						Rise	Fall		
				L		d	-d		
			Chan[1]	Chan[2]		Chan[2]	Chan[2]		
Date	Time	ET (min)	Fahrenheit	Feet H2O	ET (min)	Feet H2O	Feet H2O		
-----	-----	-----	-----	-----	-----	-----	-----		
10/2/2001	13:45:57	0.0000		6.4530	0.0000	1.8540	-1.8540		
10/2/2001	13:45:57	0.0050		5.4010	0.0050	0.8020	-0.8020		
10/2/2001	13:45:57	0.0100		5.3740	0.0100	0.7750	-0.7750		
10/2/2001	13:45:57	0.0150		5.0420	0.0150	0.4430	-0.4430		
10/2/2001	13:45:58	0.0200		4.9680	0.0200	0.3690	-0.3690		
10/2/2001	13:45:58	0.0250		5.9570	0.0250	1.3580	-1.3580		
10/2/2001	13:45:58	0.0300		5.9620	0.0300	1.3630	-1.3630		
10/2/2001	13:45:59	0.0350		5.4430	0.0350	0.8440	-0.8440		
10/2/2001	13:45:59	0.0400		5.0620	0.0400	0.4630	-0.4630		
10/2/2001	13:45:59	0.0450		5.3250	0.0450	0.7260	-0.7260		
10/2/2001	13:46:00	0.0500		5.7080	0.0500	1.1090	-1.1090		
10/2/2001	13:46:00	0.0550		5.6370	0.0550	1.0380	-1.0380		
10/2/2001	13:46:00	0.0600		5.3160	0.0600	0.7170	-0.7170		
10/2/2001	13:46:00	0.0650		5.2280	0.0650	0.6290	-0.6290		
10/2/2001	13:46:01	0.0700		5.4200	0.0700	0.8210	-0.8210		
10/2/2001	13:46:01	0.0750		5.5540	0.0750	0.9550	-0.9550		
10/2/2001	13:46:01	0.0800		5.4500	0.0800	0.8510	-0.8510		
10/2/2001	13:46:02	0.0850		5.2910	0.0850	0.6920	-0.6920		
10/2/2001	13:46:02	0.0900		5.3000	0.0900	0.7010	-0.7010		
10/2/2001	13:46:02	0.0950		5.4150	0.0950	0.8160	-0.8160		
10/2/2001	13:46:03	0.1000		5.4410	0.1000	0.8420	-0.8420		
10/2/2001	13:46:03	0.1058		5.3600	0.1058	0.7610	-0.7610		
10/2/2001	13:46:03	0.1120		5.2930	0.1120	0.6940	-0.6940		
10/2/2001	13:46:04	0.1185		5.3300	0.1185	0.7310	-0.7310		
10/2/2001	13:46:04	0.1255		5.3830	0.1255	0.7840	-0.7840		
10/2/2001	13:46:04	0.1328		5.3510	0.1328	0.7520	-0.7520		
10/2/2001	13:46:05	0.1407		5.2950	0.1407	0.6960	-0.6960		
10/2/2001	13:46:05	0.1490		5.3210	0.1490	0.7220	-0.7220		
10/2/2001	13:46:06	0.1578		5.3390	0.1578	0.7400	-0.7400		
10/2/2001	13:46:07	0.1672		5.2880	0.1672	0.6890	-0.6890		
10/2/2001	13:46:07	0.1770		5.3370	0.1770	0.7380	-0.7380		
10/2/2001	13:46:08	0.1875		5.3390	0.1875	0.7400	-0.7400		
10/2/2001	13:46:08	0.1985		5.3160	0.1985	0.7170	-0.7170		
10/2/2001	13:46:09	0.2102		5.3230	0.2102	0.7240	-0.7240		
10/2/2001	13:46:10	0.2227		5.3050	0.2227	0.7060	-0.7060		
10/2/2001	13:46:11	0.2358		5.3050	0.2358	0.7060	-0.7060		
10/2/2001	13:46:11	0.2498		5.2910	0.2498	0.6920	-0.6920		
10/2/2001	13:46:12	0.2647		5.2880	0.2647	0.6890	-0.6890		
10/2/2001	13:46:13	0.2803		5.2790	0.2803	0.6800	-0.6800		
10/2/2001	13:46:14	0.2970		5.2700	0.2970	0.6710	-0.6710		
10/2/2001	13:46:15	0.3147		5.2630	0.3147	0.6640	-0.6640		
10/2/2001	13:46:17	0.3333		5.2540	0.3333	0.6550	-0.6550		
10/2/2001	13:46:18	0.3532		5.2450	0.3532	0.6460	-0.6460		
10/2/2001	13:46:19	0.3742		5.2350	0.3742	0.6360	-0.6360		
10/2/2001	13:46:20	0.3963		5.2280	0.3963	0.6290	-0.6290		
10/2/2001	13:46:22	0.4198		5.2220	0.4198	0.6230	-0.6230		
10/2/2001	13:46:23	0.4447		5.2120	0.4447	0.6130	-0.6130		
10/2/2001	13:46:25	0.4697		5.2010	0.4697	0.6020	-0.6020		
10/2/2001	13:46:26	0.4963		5.1920	0.4963	0.5930	-0.5930		

10/2/2001	13:46:28	0.5247		5.1820		0.5247	0.5830	-0.5830		
10/2/2001	13:46:30	0.5547		5.1730		0.5547	0.5740	-0.5740		
10/2/2001	13:46:32	0.5863		5.1640		0.5863	0.5650	-0.5650		
10/2/2001	13:46:34	0.6213		5.1500		0.6213	0.5510	-0.5510		
10/2/2001	13:46:36	0.6580		5.1410		0.6580	0.5420	-0.5420		
10/2/2001	13:46:38	0.6963		5.1320		0.6963	0.5330	-0.5330		
10/2/2001	13:46:41	0.7380		5.1180		0.7380	0.5190	-0.5190		
10/2/2001	13:46:43	0.7813		5.1060		0.7813	0.5070	-0.5070		
10/2/2001	13:46:46	0.8280		5.0950		0.8280	0.4960	-0.4960		
10/2/2001	13:46:49	0.8763		5.0880		0.8763	0.4890	-0.4890		
10/2/2001	13:46:52	0.9280		5.0740		0.9280	0.4750	-0.4750		
10/2/2001	13:46:55	0.9830		5.0580		0.9830	0.4590	-0.4590		
10/2/2001	13:46:59	1.0413		5.0490		1.0413	0.4500	-0.4500		
10/2/2001	13:47:03	1.1030		5.0350		1.1030	0.4360	-0.4360		
10/2/2001	13:47:07	1.1680		5.0210		1.1680	0.4220	-0.4220		
10/2/2001	13:47:11	1.2380		5.0070		1.2380	0.4080	-0.4080		
10/2/2001	13:47:15	1.3113		4.9910		1.3113	0.3920	-0.3920		
10/2/2001	13:47:20	1.3897		4.9790		1.3897	0.3800	-0.3800		
10/2/2001	13:47:25	1.4730		4.9610		1.4730	0.3620	-0.3620		
10/2/2001	13:47:30	1.5613		4.9470		1.5613	0.3480	-0.3480		
10/2/2001	13:47:36	1.6547		4.9330		1.6547	0.3340	-0.3340		
10/2/2001	13:47:42	1.7530		4.9190		1.7530	0.3200	-0.3200		
10/2/2001	13:47:48	1.8580		4.9060		1.8580	0.3070	-0.3070		
10/2/2001	13:47:55	1.9680		4.8920		1.9680	0.2930	-0.2930		
10/2/2001	13:48:02	2.0847		4.8780		2.0847	0.2790	-0.2790		
10/2/2001	13:48:09	2.2097		4.8660		2.2097	0.2670	-0.2670		
10/2/2001	13:48:17	2.3413		4.8500		2.3413	0.2510	-0.2510		
10/2/2001	13:48:25	2.4813		4.8390		2.4813	0.2400	-0.2400		
10/2/2001	13:48:34	2.6297		4.8230		2.6297	0.2240	-0.2240		
10/2/2001	13:48:44	2.7863		4.8110		2.7863	0.2120	-0.2120		
10/2/2001	13:48:54	2.9530		4.7990		2.9530	0.2000	-0.2000		
10/2/2001	13:49:04	3.1297		4.7860		3.1297	0.1870	-0.1870		
10/2/2001	13:49:15	3.3163		4.7740		3.3163	0.1750	-0.1750		
10/2/2001	13:49:27	3.5147		4.7630		3.5147	0.1640	-0.1640		
10/2/2001	13:49:40	3.7247		4.7530		3.7247	0.1540	-0.1540		
10/2/2001	13:49:53	3.9463		4.7420		3.9463	0.1430	-0.1430		
10/2/2001	13:50:07	4.1813		4.7300		4.1813	0.1310	-0.1310		
10/2/2001	13:50:22	4.4297		4.7210		4.4297	0.1220	-0.1220		
10/2/2001	13:50:38	4.6930		4.7120		4.6930	0.1130	-0.1130		
10/2/2001	13:50:55	4.9730		4.7030		4.9730	0.1040	-0.1040		
10/2/2001	13:51:13	5.2697		4.6930		5.2697	0.0940	-0.0940		
10/2/2001	13:51:31	5.5830		4.6840		5.5830	0.0850	-0.0850		
10/2/2001	13:51:51	5.9147		4.6730		5.9147	0.0740	-0.0740		
10/2/2001	13:52:12	6.2663		4.6660		6.2663	0.0670	-0.0670		
10/2/2001	13:52:35	6.6397		4.6610		6.6397	0.0620	-0.0620		
10/2/2001	13:52:59	7.0347		4.6560		7.0347	0.0570	-0.0570		
10/2/2001	13:53:24	7.4530		4.6540		7.4530	0.0550	-0.0550		
10/2/2001	13:53:50	7.8963		4.6540		7.8963	0.0550	-0.0550		
10/2/2001	13:54:18	8.3663		4.6470		8.3663	0.0480	-0.0480		
10/2/2001	13:54:48	8.8647		4.6430		8.8647	0.0440	-0.0440		
10/2/2001	13:55:20	9.3913		4.6380		9.3913	0.0390	-0.0390		
10/2/2001	13:55:53	9.9497		4.6360		9.9497	0.0370	-0.0370		
10/2/2001	13:56:29	10.5413		4.6290		10.5413	0.0300	-0.0300		
10/2/2001	13:57:07	11.1680		4.6290		11.1680	0.0300	-0.0300		
10/2/2001	13:57:46	11.8313		4.6240		11.8313	0.0250	-0.0250		
10/2/2001	13:58:29	12.5347		4.6200		12.5347	0.0210	-0.0210		
10/2/2001	13:59:13	13.2797		4.6170		13.2797	0.0180	-0.0180		
10/2/2001	14:00:01	14.0697		4.6170		14.0697	0.0180	-0.0180		
10/2/2001	14:00:51	14.9063		4.6100		14.9063	0.0110	-0.0110		
10/2/2001	14:01:44	15.7913		4.6080		15.7913	0.0090	-0.0090		

10/2/2001	14:02:40	16.7297		4.6130		16.7297	0.0140	-0.0140		
10/2/2001	14:03:40	17.7230		4.6080		17.7230	0.0090	-0.0090		
10/2/2001	14:04:40	18.7230		4.6100		18.7230	0.0110	-0.0110		
10/2/2001	14:05:40	19.7230		4.6080		19.7230	0.0090	-0.0090		
10/2/2001	14:06:40	20.7230		4.6080		20.7230	0.0090	-0.0090		
10/2/2001	14:07:40	21.7230		4.6080		21.7230	0.0090	-0.0090		
10/2/2001	14:08:40	22.7230		4.6080		22.7230	0.0090	-0.0090		
10/2/2001	14:09:40	23.7230		4.6100		23.7230	0.0110	-0.0110		
10/2/2001	14:10:40	24.7230		4.6080		24.7230	0.0090	-0.0090		
10/2/2001	14:11:40	25.7230		4.6030		25.7230	0.0040	-0.0040		
10/2/2001	14:12:40	26.7230		4.6080		26.7230	0.0090	-0.0090		
10/2/2001	14:13:40	27.7230		4.6030		27.7230	0.0040	-0.0040		
10/2/2001	14:14:40	28.7230		4.5990		28.7230	0.0000	0.0000		
10/2/2001	14:15:40	29.7230		4.6030		29.7230	0.0040	-0.0040		
10/2/2001	14:16:40	30.7230		4.6030		30.7230	0.0040	-0.0040		
10/2/2001	14:17:40	31.7230		4.6010		31.7230	0.0020	-0.0020		
10/2/2001	14:18:40	32.7230		4.6030		32.7230	0.0040	-0.0040		
10/2/2001	14:19:40	33.7230		4.5990		33.7230	0.0000	0.0000		
10/2/2001	14:20:40	34.7230		4.6030		34.7230	0.0040	-0.0040		
10/2/2001	14:21:40	35.7230		4.5990		35.7230	0.0000	0.0000		
10/2/2001	14:22:40	36.7230		4.6010		36.7230	0.0020	-0.0020		
10/2/2001	14:23:40	37.7230		4.5990		37.7230	0.0000	0.0000		
10/2/2001	14:24:40	38.7230		4.6010		38.7230	0.0020	-0.0020		
10/2/2001	14:25:40	39.7230		4.6060		39.7230	0.0070	-0.0070		
10/2/2001	14:26:40	40.7230		4.6030		40.7230	0.0040	-0.0040		
10/2/2001	14:27:40	41.7230		4.5990		41.7230	0.0000	0.0000		
10/2/2001	14:28:40	42.7230		4.5960		42.7230	-0.0030	0.0030		
10/2/2001	14:29:40	43.7230		4.6010		43.7230	0.0020	-0.0020		
10/2/2001	14:30:40	44.7230		4.6030		44.7230	0.0040	-0.0040		
10/2/2001	14:31:40	45.7230		4.6010		45.7230	0.0020	-0.0020		
10/2/2001	14:32:40	46.7230		4.5990		46.7230	0.0000	0.0000		
10/2/2001	14:33:40	47.7230		4.5960		47.7230	-0.0030	0.0030		
10/2/2001	14:34:40	48.7230		4.5960		48.7230	-0.0030	0.0030		
10/2/2001	14:35:40	49.7230		4.5990		49.7230	0.0000	0.0000		
10/2/2001	14:36:40	50.7230		4.5990		50.7230	0.0000	0.0000		
10/2/2001	14:37:40	51.7230		4.5990		51.7230	0.0000	0.0000		
10/2/2001	14:38:40	52.7230		4.5990		52.7230	0.0000	0.0000		
10/2/2001	14:39:40	53.7230		4.5990		53.7230	0.0000	0.0000		
10/2/2001	14:40:40	54.7230		4.5990		54.7230	0.0000	0.0000		
10/2/2001	14:41:40	55.7230		4.5990		55.7230	0.0000	0.0000		
10/2/2001	14:42:40	56.7230		4.5960		56.7230	-0.0030	0.0030		
10/2/2001	14:43:40	57.7230		4.5990		57.7230	0.0000	0.0000		
10/2/2001	14:44:40	58.7230		4.5990		58.7230	0.0000	0.0000		
10/2/2001	14:45:40	59.7230		4.5990		59.7230	0.0000	0.0000		
10/2/2001	14:46:40	60.7230		4.5990		60.7230	0.0000	0.0000		
10/2/2001	14:47:40	61.7230		4.5990		61.7230	0.0000	0.0000		
10/2/2001	14:48:40	62.7230		4.5990		62.7230	0.0000	0.0000		
10/2/2001	14:49:40	63.7230		4.6030		63.7230	0.0040	-0.0040		
10/2/2001	14:50:40	64.7230		4.5990		64.7230	0.0000	0.0000		
10/2/2001	14:51:40	65.7230		4.5960		65.7230	-0.0030	0.0030		
10/2/2001	14:52:40	66.7230		4.5960		66.7230	-0.0030	0.0030		
10/2/2001	14:53:40	67.7230		4.5960		67.7230	-0.0030	0.0030		
10/2/2001	14:54:40	68.7230		4.6010		68.7230	0.0020	-0.0020		
10/2/2001	14:55:40	69.7230		4.6030		69.7230	0.0040	-0.0040		
10/2/2001	14:56:40	70.7230		4.6010		70.7230	0.0020	-0.0020		
10/2/2001	14:57:40	71.7230		4.5990		71.7230	0.0000	0.0000		
10/2/2001	14:58:40	72.7230		4.5990		72.7230	0.0000	0.0000		
10/2/2001	14:59:40	73.7230		4.5990		73.7230	0.0000	0.0000		
10/2/2001	15:00:40	74.7230		4.5990		74.7230	0.0000	0.0000		
10/2/2001	15:01:40	75.7230		4.5960		75.7230	-0.0030	0.0030		

10/2/2001	15:02:40	76.7230		4.6010		76.7230	0.0020	-0.0020		
10/2/2001	15:03:40	77.7230		4.5960		77.7230	-0.0030	0.0030		
10/2/2001	15:04:40	78.7230		4.6030		78.7230	0.0040	-0.0040		
10/2/2001	15:05:40	79.7230		4.5990		79.7230	0.0000	0.0000		
10/2/2001	15:06:40	80.7230		4.6010		80.7230	0.0020	-0.0020		
10/2/2001	15:07:40	81.7230		4.6030		81.7230	0.0040	-0.0040		
10/2/2001	15:08:40	82.7230		4.6010		82.7230	0.0020	-0.0020		
10/2/2001	15:09:40	83.7230		4.6010		83.7230	0.0020	-0.0020		
10/2/2001	15:10:40	84.7230		4.6030		84.7230	0.0040	-0.0040		
10/2/2001	15:11:40	85.7230		4.6060						
10/2/2001	15:12:40	86.7230		4.5990						

IN_SITU INC.	Troll	
Report generated:	3/15/2003	16:59:01
Report from file:		
DataMgr Version	2.12	
Serial number:	11285	
Firmware Version	6.24	
Unit name:	SP4000	
Test name:		LL2mw262 slugout
Test defined on:	10/1/2001	8:42:56
Test started on:	10/1/2001	8:44:00
Test stopped on:	10/1/2001	9:56:37
Test extracted on:	10/5/2001	8:41:21
Data gathered using Logarithmic testing		
Maximum time between data points: 5.0000	Minutes.	
Number of data samples:	135	
TOTAL DATA SAMPLES	135	
Channel number [1]		
Measurement type:	Temperature	
Channel name:	OnBoard Temp	
Channel number [2]		
Measurement type:	Pressure/Level	
Channel name:		
Sensor Range:	15 PSI.	
Specific gravity:	1	
Mode:	TOC	
User-defined reference:	9.58	Feet H2O
Referenced on:	test start	
Pressure head at reference:	7.963	Feet H2O

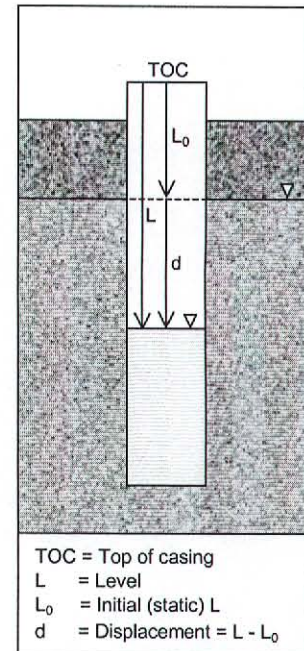
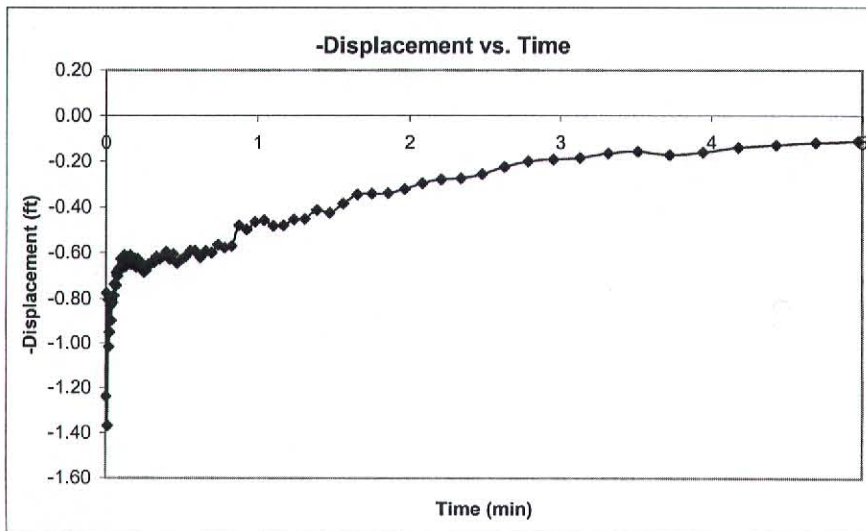
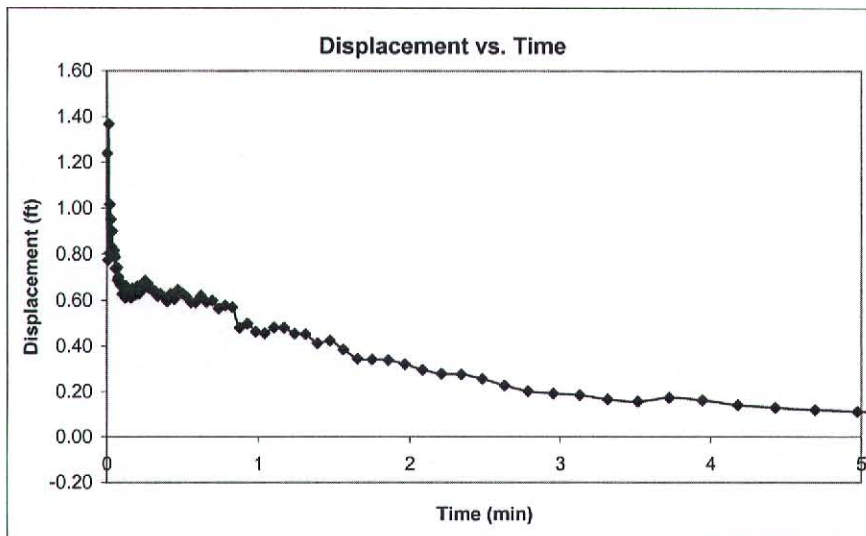
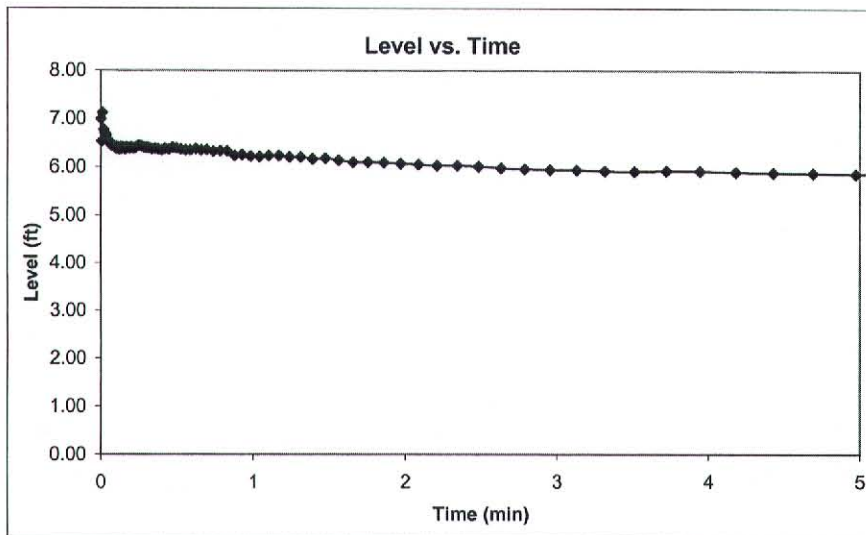


LL2MO262					AqtwSolv	Final	Point	Point	Check
					Max	Chan[2]	ET	Chan[2]	
					(min)	Feet H2O	(min)	Feet H2O	
					70.7180	7.7880	5.0000	8.0140	Rise
						Rise	Fall		
				L		d	-d		
			Chan[1]	Chan[2]		Chan[2]	Chan[2]		
Date	Time	ET (min)	Fahrenheit	Feet H2O	ET (min)	Feet H2O	Feet H2O		
10/1/2001	8:44:00	0.0000	58.4200	9.5800	0.0000	1.7920	-1.7920		
10/1/2001	8:44:00	0.0050	58.4400	8.5740	0.0050	0.7860	-0.7860		
10/1/2001	8:44:00	0.0100	58.4400	9.5080	0.0100	1.7200	-1.7200		
10/1/2001	8:44:00	0.0150	58.4400	8.7980	0.0150	1.0100	-1.0100		
10/1/2001	8:44:01	0.0200	58.4500	8.9890	0.0200	1.2010	-1.2010		
10/1/2001	8:44:01	0.0250	58.4700	8.8230	0.0250	1.0350	-1.0350		
10/1/2001	8:44:01	0.0300	58.4800	8.8140	0.0300	1.0260	-1.0260		
10/1/2001	8:44:02	0.0350	58.4900	8.7730	0.0350	0.9850	-0.9850		
10/1/2001	8:44:02	0.0400	58.4900	8.7380	0.0400	0.9500	-0.9500		
10/1/2001	8:44:02	0.0450	58.4900	8.7030	0.0450	0.9150	-0.9150		
10/1/2001	8:44:03	0.0500	58.5000	8.7010	0.0500	0.9130	-0.9130		
10/1/2001	8:44:03	0.0550	58.5000	8.6530	0.0550	0.8650	-0.8650		
10/1/2001	8:44:03	0.0600	58.5000	8.6340	0.0600	0.8460	-0.8460		
10/1/2001	8:44:03	0.0650	58.5000	8.7010	0.0650	0.9130	-0.9130		
10/1/2001	8:44:04	0.0700	58.5400	8.5670	0.0700	0.7790	-0.7790		
10/1/2001	8:44:04	0.0750	58.5100	8.5630	0.0750	0.7750	-0.7750		
10/1/2001	8:44:04	0.0800	58.5300	8.5330	0.0800	0.7450	-0.7450		
10/1/2001	8:44:05	0.0850	58.5300	8.5030	0.0850	0.7150	-0.7150		
10/1/2001	8:44:05	0.0900	58.5400	8.4840	0.0900	0.6960	-0.6960		
10/1/2001	8:44:05	0.0950	58.5400	8.4610	0.0950	0.6730	-0.6730		
10/1/2001	8:44:06	0.1000	58.5400	8.4430	0.1000	0.6550	-0.6550		
10/1/2001	8:44:06	0.1058	58.5400	8.4340	0.1058	0.6460	-0.6460		
10/1/2001	8:44:06	0.1120	58.5400	8.4200	0.1120	0.6320	-0.6320		
10/1/2001	8:44:07	0.1185	58.5600	8.3970	0.1185	0.6090	-0.6090		
10/1/2001	8:44:07	0.1255	58.5700	8.3870	0.1255	0.5990	-0.5990		
10/1/2001	8:44:07	0.1328	58.5700	8.3780	0.1328	0.5900	-0.5900		
10/1/2001	8:44:08	0.1407	58.5800	8.3620	0.1407	0.5740	-0.5740		
10/1/2001	8:44:08	0.1490	58.5700	8.3370	0.1490	0.5490	-0.5490		
10/1/2001	8:44:09	0.1578	58.5800	8.3180	0.1578	0.5300	-0.5300		
10/1/2001	8:44:10	0.1672	58.5900	8.3110	0.1672	0.5230	-0.5230		
10/1/2001	8:44:10	0.1770	58.6200	8.2840	0.1770	0.4960	-0.4960		
10/1/2001	8:44:11	0.1875	58.6400	8.2630	0.1875	0.4750	-0.4750		
10/1/2001	8:44:11	0.1985	58.6200	8.2490	0.1985	0.4610	-0.4610		
10/1/2001	8:44:12	0.2102	58.6300	8.2330	0.2102	0.4450	-0.4450		
10/1/2001	8:44:13	0.2227	58.6400	8.2190	0.2227	0.4310	-0.4310		
10/1/2001	8:44:14	0.2358	58.6300	8.2010	0.2358	0.4130	-0.4130		
10/1/2001	8:44:14	0.2498	58.6500	8.1750	0.2498	0.3870	-0.3870		
10/1/2001	8:44:15	0.2647	58.6300	8.1660	0.2647	0.3780	-0.3780		
10/1/2001	8:44:16	0.2803	58.6300	8.1570	0.2803	0.3690	-0.3690		
10/1/2001	8:44:17	0.2970	58.6500	8.1380	0.2970	0.3500	-0.3500		
10/1/2001	8:44:18	0.3147	58.6800	8.1240	0.3147	0.3360	-0.3360		
10/1/2001	8:44:20	0.3333	58.6500	8.1200	0.3333	0.3320	-0.3320		
10/1/2001	8:44:21	0.3532	58.6500	8.1110	0.3532	0.3230	-0.3230		
10/1/2001	8:44:22	0.3742	58.6500	8.1010	0.3742	0.3130	-0.3130		
10/1/2001	8:44:23	0.3963	58.6700	8.0880	0.3963	0.3000	-0.3000		
10/1/2001	8:44:25	0.4198	58.6500	8.0780	0.4198	0.2900	-0.2900		
10/1/2001	8:44:26	0.4447	58.6900	8.0690	0.4447	0.2810	-0.2810		
10/1/2001	8:44:28	0.4697	58.6500	8.0670	0.4697	0.2790	-0.2790		
10/1/2001	8:44:29	0.4963	58.6700	8.0580	0.4963	0.2700	-0.2700		

10/1/2001	8:44:31	0.5247	58.6700	8.0550		0.5247	0.2670	-0.2670	
10/1/2001	8:44:33	0.5547	58.6500	8.0510		0.5547	0.2630	-0.2630	
10/1/2001	8:44:35	0.5863	58.6500	8.0410		0.5863	0.2530	-0.2530	
10/1/2001	8:44:37	0.6213	58.6500	8.0350		0.6213	0.2470	-0.2470	
10/1/2001	8:44:39	0.6580	58.6500	8.0320		0.6580	0.2440	-0.2440	
10/1/2001	8:44:41	0.6963	58.6700	8.0250		0.6963	0.2370	-0.2370	
10/1/2001	8:44:44	0.7380	58.6500	8.0250		0.7380	0.2370	-0.2370	
10/1/2001	8:44:46	0.7813	58.6500	8.0230		0.7813	0.2350	-0.2350	
10/1/2001	8:44:49	0.8280	58.6500	8.0180		0.8280	0.2300	-0.2300	
10/1/2001	8:44:52	0.8763	58.6700	8.0180		0.8763	0.2300	-0.2300	
10/1/2001	8:44:55	0.9280	58.6400	8.0210		0.9280	0.2330	-0.2330	
10/1/2001	8:44:58	0.9830	58.6400	8.0180		0.9830	0.2300	-0.2300	
10/1/2001	8:45:02	1.0413	58.6400	8.0180		1.0413	0.2300	-0.2300	
10/1/2001	8:45:06	1.1030	58.6500	8.0210		1.1030	0.2330	-0.2330	
10/1/2001	8:45:10	1.1680	58.6500	8.0230		1.1680	0.2350	-0.2350	
10/1/2001	8:45:14	1.2380	58.6400	8.0160		1.2380	0.2280	-0.2280	
10/1/2001	8:45:18	1.3113	58.6400	8.0160		1.3113	0.2280	-0.2280	
10/1/2001	8:45:23	1.3897	58.6300	8.0210		1.3897	0.2330	-0.2330	
10/1/2001	8:45:28	1.4730	58.6400	8.0230		1.4730	0.2350	-0.2350	
10/1/2001	8:45:33	1.5613	58.6300	8.0230		1.5613	0.2350	-0.2350	
10/1/2001	8:45:39	1.6547	58.6300	8.0210		1.6547	0.2330	-0.2330	
10/1/2001	8:45:45	1.7530	58.6200	8.0230		1.7530	0.2350	-0.2350	
10/1/2001	8:45:51	1.8580	58.6200	8.0250		1.8580	0.2370	-0.2370	
10/1/2001	8:45:58	1.9680	58.6200	8.0230		1.9680	0.2350	-0.2350	
10/1/2001	8:46:05	2.0847	58.6200	8.0210		2.0847	0.2330	-0.2330	
10/1/2001	8:46:12	2.2097	58.6100	8.0250		2.2097	0.2370	-0.2370	
10/1/2001	8:46:20	2.3413	58.6200	8.0250		2.3413	0.2370	-0.2370	
10/1/2001	8:46:28	2.4813	58.6000	8.0230		2.4813	0.2350	-0.2350	
10/1/2001	8:46:37	2.6297	58.5900	8.0160		2.6297	0.2280	-0.2280	
10/1/2001	8:46:47	2.7863	58.5900	8.0180		2.7863	0.2300	-0.2300	
10/1/2001	8:46:57	2.9530	58.5900	8.0160		2.9530	0.2280	-0.2280	
10/1/2001	8:47:07	3.1297	58.6000	8.0210		3.1297	0.2330	-0.2330	
10/1/2001	8:47:18	3.3163	58.6000	8.0230		3.3163	0.2350	-0.2350	
10/1/2001	8:47:30	3.5147	58.6000	8.0160		3.5147	0.2280	-0.2280	
10/1/2001	8:47:43	3.7247	58.5900	8.0140		3.7247	0.2260	-0.2260	
10/1/2001	8:47:56	3.9463	58.5900	8.0180		3.9463	0.2300	-0.2300	
10/1/2001	8:48:10	4.1813	58.5700	8.0210		4.1813	0.2330	-0.2330	
10/1/2001	8:48:25	4.4297	58.5800	8.0180		4.4297	0.2300	-0.2300	
10/1/2001	8:48:41	4.6930	58.5800	8.0160		4.6930	0.2280	-0.2280	
10/1/2001	8:48:58	4.9730	58.5900	8.0140		4.9730	0.2260	-0.2260	
10/1/2001	8:49:16	5.2697	58.6100	8.0070		5.2697	0.2190	-0.2190	
10/1/2001	8:49:34	5.5830	58.5900	8.0020		5.5830	0.2140	-0.2140	
10/1/2001	8:49:54	5.9147	58.5900	8.0050		5.9147	0.2170	-0.2170	
10/1/2001	8:50:15	6.2663	58.5700	8.0000		6.2663	0.2120	-0.2120	
10/1/2001	8:50:38	6.6397	58.5600	7.9950		6.6397	0.2070	-0.2070	
10/1/2001	8:51:02	7.0347	58.5000	7.9880		7.0347	0.2000	-0.2000	
10/1/2001	8:51:27	7.4530	58.5000	7.9810		7.4530	0.1930	-0.1930	
10/1/2001	8:51:53	7.8963	58.5600	7.9750		7.8963	0.1870	-0.1870	
10/1/2001	8:52:21	8.3663	58.5100	7.9680		8.3663	0.1800	-0.1800	
10/1/2001	8:52:51	8.8647	58.5200	7.9580		8.8647	0.1700	-0.1700	
10/1/2001	8:53:23	9.3913	58.4300	7.9510		9.3913	0.1630	-0.1630	
10/1/2001	8:53:56	9.9497	58.4100	7.9450		9.9497	0.1570	-0.1570	
10/1/2001	8:54:32	10.5413	58.4000	7.9350		10.5413	0.1470	-0.1470	
10/1/2001	8:55:10	11.1680	58.4400	7.9280		11.1680	0.1400	-0.1400	
10/1/2001	8:55:49	11.8313	58.3600	7.9220		11.8313	0.1340	-0.1340	
10/1/2001	8:56:32	12.5347	58.3300	7.9150		12.5347	0.1270	-0.1270	
10/1/2001	8:57:16	13.2797	58.3400	7.9080		13.2797	0.1200	-0.1200	
10/1/2001	8:58:04	14.0697	58.3200	7.9010		14.0697	0.1130	-0.1130	
10/1/2001	8:58:54	14.9063	58.3400	7.8920		14.9063	0.1040	-0.1040	
10/1/2001	8:59:47	15.7913	58.4500	7.8820		15.7913	0.0940	-0.0940	

10/1/2001	9:00:43	16.7297	58.5700	7.8820		16.7297	0.0940	-0.0940		
10/1/2001	9:01:43	17.7230	58.4400	7.8660		17.7230	0.0780	-0.0780		
10/1/2001	9:02:46	18.7763	58.3900	7.8680		18.7763	0.0800	-0.0800		
10/1/2001	9:03:53	19.8913	58.3600	7.8640		19.8913	0.0760	-0.0760		
10/1/2001	9:05:04	21.0730	58.3200	7.8590		21.0730	0.0710	-0.0710		
10/1/2001	9:06:19	22.3247	58.2700	7.8520		22.3247	0.0640	-0.0640		
10/1/2001	9:07:38	23.6497	58.2300	7.8480		23.6497	0.0600	-0.0600		
10/1/2001	9:09:03	25.0547	58.1900	7.8410		25.0547	0.0530	-0.0530		
10/1/2001	9:10:32	26.5430	58.1600	7.8270		26.5430	0.0390	-0.0390		
10/1/2001	9:12:07	28.1180	58.1300	7.8290		28.1180	0.0410	-0.0410		
10/1/2001	9:13:47	29.7863	58.1100	7.8250		29.7863	0.0370	-0.0370		
10/1/2001	9:15:33	31.5547	58.0700	7.8220		31.5547	0.0340	-0.0340		
10/1/2001	9:17:25	33.4280	58.0500	7.8180		33.4280	0.0300	-0.0300		
10/1/2001	9:19:24	35.4113	58.0400	7.8130		35.4113	0.0250	-0.0250		
10/1/2001	9:21:30	37.5130	58.0100	7.8080		37.5130	0.0200	-0.0200		
10/1/2001	9:23:44	39.7397	58.0000	7.7990		39.7397	0.0110	-0.0110		
10/1/2001	9:26:05	42.0980	57.9800	7.8020		42.0980	0.0140	-0.0140		
10/1/2001	9:28:35	44.5963	57.9700	7.8020		44.5963	0.0140	-0.0140		
10/1/2001	9:31:14	47.2430	57.9300	7.8020		47.2430	0.0140	-0.0140		
10/1/2001	9:34:02	50.0463	57.9000	7.7990		50.0463	0.0110	-0.0110		
10/1/2001	9:37:00	53.0147	57.8700	7.7970		53.0147	0.0090	-0.0090		
10/1/2001	9:40:09	56.1597	57.8500	7.7950		56.1597	0.0070	-0.0070		
10/1/2001	9:43:29	59.4913	57.8100	7.7920		59.4913	0.0040	-0.0040		
10/1/2001	9:47:01	63.0197	57.7900	7.7920		63.0197	0.0040	-0.0040		
10/1/2001	9:50:45	66.7580	57.7800	7.7900		66.7580	0.0020	-0.0020		
10/1/2001	9:54:43	70.7180	57.7300	7.7880		70.7180	0.0000	0.0000		

IN_SITU INC.	Troll	
Report generated:	3/15/2003	16:59:49
Report from file:		
DataMgr Version	2.12	
Serial number:	11280	
Firmware Version	6.24	
Unit name:	SP4000	
Test name:		LL2mw263 slugout
Test defined on:	10/1/2001	9:28:24
Test started on:	10/1/2001	9:29:52
Test stopped on:	10/1/2001	14:14:52
Test extracted on:	10/1/2001	14:15:00
Data gathered using Logarithmic testing		
Maximum time between data points: 5.0000	Minutes.	
Number of data samples:	178	
TOTAL DATA SAMPLES	178	
Channel number [1]		
Measurement type:	Temperature	
Channel name:	OnBoard Temp	
Channel number [2]		
Measurement type:	Pressure/Level	
Channel name:	OnBoard Pressure	
Sensor Range:	15 PSI.	
Specific gravity:	1	
Mode:	TOC	
User-defined reference:	12.78	Feet H2O
Referenced on:	channel definition.	
Pressure head at reference:	0	Feet H2O



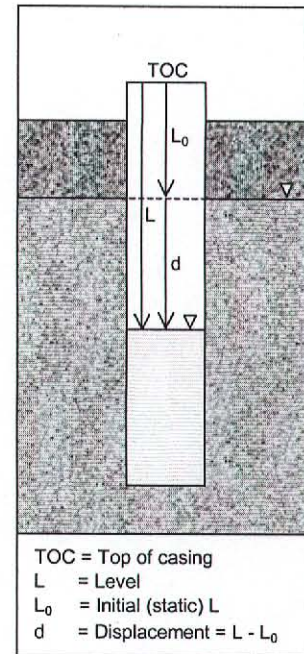
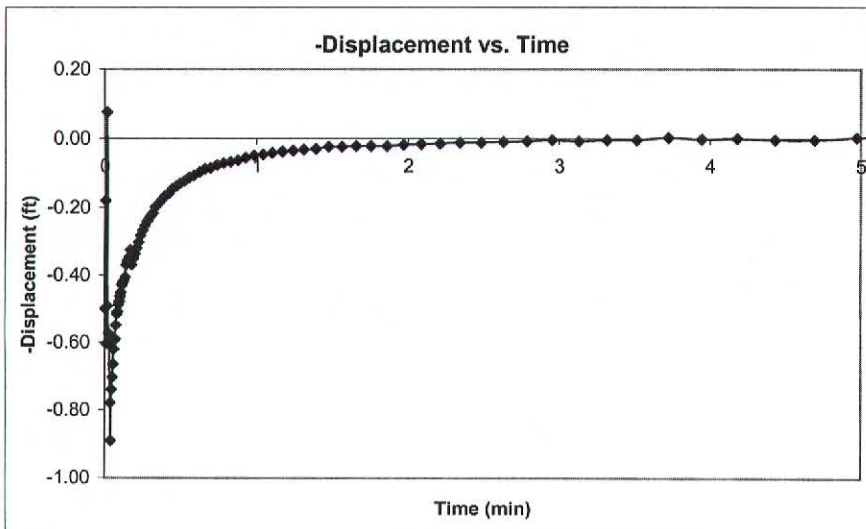
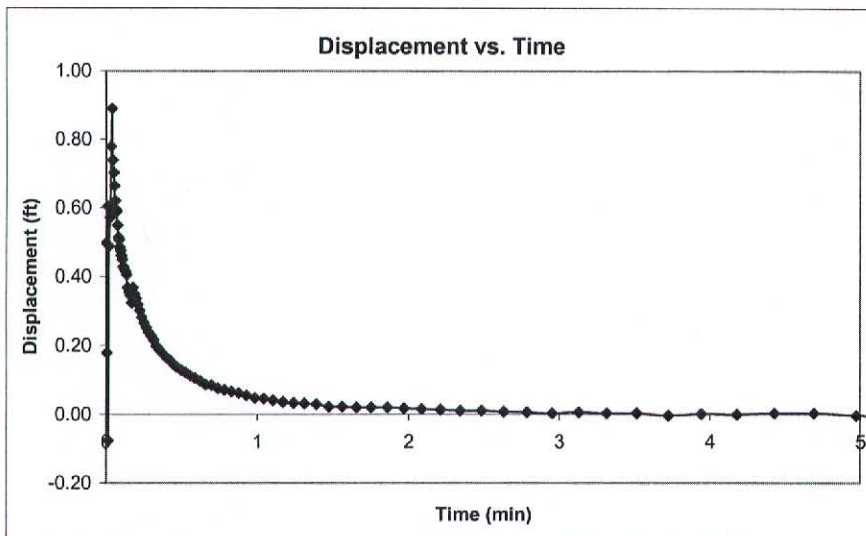
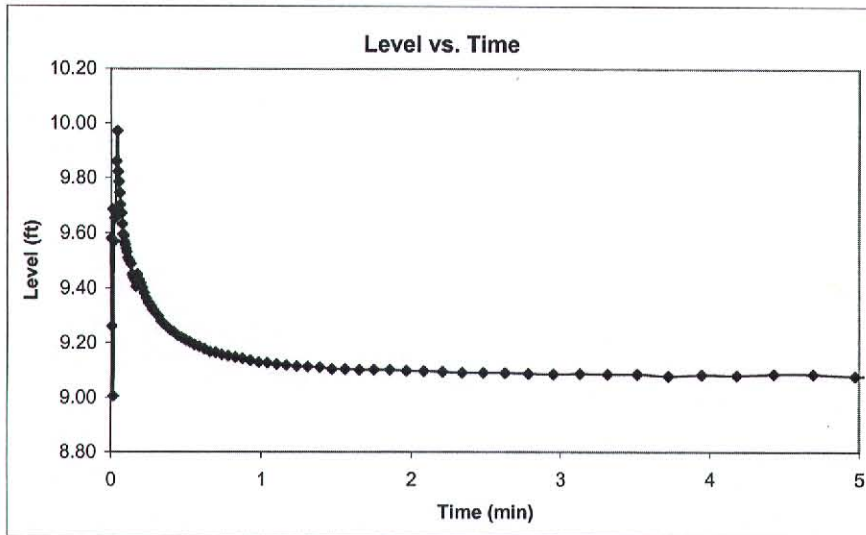
LL2MO263					AqtwSolv		Final	Point	Point	Check
					Max					
					ET	Chan[2]	ET	Chan[2]		
					(min)	Feet H2O	(min)	Feet H2O		
					284.0463	5.7560	5.0000	5.8690		Rise
							Rise	Fall		
				L			d	-d		
			Chan[1]	Chan[2]		Chan[2]	Chan[2]			
Date	Time	ET (min)	Fahrenheit	Feet H2O	ET (min)	Feet H2O	Feet H2O			
-----	-----	-----	-----	-----	-----	-----	-----			
10/1/2001	9:29:52	0.0000	55.9800	6.9950	0.0000	1.2390	-1.2390			
10/1/2001	9:29:52	0.0050	55.9800	6.5310	0.0050	0.7750	-0.7750			
10/1/2001	9:29:52	0.0100	55.9900	7.1240	0.0100	1.3680	-1.3680			
10/1/2001	9:29:52	0.0150	56.0000	6.5610	0.0150	0.8050	-0.8050			
10/1/2001	9:29:53	0.0200	56.0000	6.7730	0.0200	1.0170	-1.0170			
10/1/2001	9:29:53	0.0250	56.0100	6.7070	0.0250	0.9510	-0.9510			
10/1/2001	9:29:53	0.0300	56.0100	6.5870	0.0300	0.8310	-0.8310			
10/1/2001	9:29:54	0.0350	56.0200	6.6560	0.0350	0.9000	-0.9000			
10/1/2001	9:29:54	0.0400	56.0200	6.5570	0.0400	0.8010	-0.8010			
10/1/2001	9:29:54	0.0450	56.0300	6.5730	0.0450	0.8170	-0.8170			
10/1/2001	9:29:55	0.0500	56.0300	6.5430	0.0500	0.7870	-0.7870			
10/1/2001	9:29:55	0.0550	56.0400	6.4940	0.0550	0.7380	-0.7380			
10/1/2001	9:29:55	0.0600	56.0600	6.4920	0.0600	0.7360	-0.7360			
10/1/2001	9:29:55	0.0650	56.0600	6.4990	0.0650	0.7430	-0.7430			
10/1/2001	9:29:56	0.0700	56.0700	6.4440	0.0700	0.6880	-0.6880			
10/1/2001	9:29:56	0.0750	56.0700	6.4570	0.0750	0.7010	-0.7010			
10/1/2001	9:29:56	0.0800	56.0800	6.4390	0.0800	0.6830	-0.6830			
10/1/2001	9:29:57	0.0850	56.0800	6.4270	0.0850	0.6710	-0.6710			
10/1/2001	9:29:57	0.0900	56.0800	6.4250	0.0900	0.6690	-0.6690			
10/1/2001	9:29:57	0.0950	56.0900	6.4180	0.0950	0.6620	-0.6620			
10/1/2001	9:29:58	0.1000	56.1000	6.3840	0.1000	0.6280	-0.6280			
10/1/2001	9:29:58	0.1058	56.1000	6.4230	0.1058	0.6670	-0.6670			
10/1/2001	9:29:58	0.1120	56.1000	6.4020	0.1120	0.6460	-0.6460			
10/1/2001	9:29:59	0.1185	56.1100	6.3670	0.1185	0.6110	-0.6110			
10/1/2001	9:29:59	0.1255	56.1100	6.4180	0.1255	0.6620	-0.6620			
10/1/2001	9:29:59	0.1328	56.1100	6.3740	0.1328	0.6180	-0.6180			
10/1/2001	9:30:00	0.1407	56.1200	6.4070	0.1407	0.6510	-0.6510			
10/1/2001	9:30:00	0.1490	56.1300	6.3970	0.1490	0.6410	-0.6410			
10/1/2001	9:30:01	0.1578	56.1300	6.3670	0.1578	0.6110	-0.6110			
10/1/2001	9:30:02	0.1672	56.1400	6.4070	0.1672	0.6510	-0.6510			
10/1/2001	9:30:02	0.1770	56.1600	6.3970	0.1770	0.6410	-0.6410			
10/1/2001	9:30:03	0.1875	56.1600	6.3810	0.1875	0.6250	-0.6250			
10/1/2001	9:30:03	0.1985	56.1600	6.4180	0.1985	0.6620	-0.6620			
10/1/2001	9:30:04	0.2102	56.1800	6.3840	0.2102	0.6280	-0.6280			
10/1/2001	9:30:05	0.2227	56.1800	6.3930	0.2227	0.6370	-0.6370			
10/1/2001	9:30:06	0.2358	56.1800	6.4210	0.2358	0.6650	-0.6650			
10/1/2001	9:30:06	0.2498	56.1900	6.4410	0.2498	0.6850	-0.6850			
10/1/2001	9:30:07	0.2647	56.1900	6.4320	0.2647	0.6760	-0.6760			
10/1/2001	9:30:08	0.2803	56.1900	6.4070	0.2803	0.6510	-0.6510			
10/1/2001	9:30:09	0.2970	56.2000	6.4020	0.2970	0.6460	-0.6460			
10/1/2001	9:30:10	0.3147	56.2000	6.3970	0.3147	0.6410	-0.6410			
10/1/2001	9:30:12	0.3333	56.2000	6.3740	0.3333	0.6180	-0.6180			
10/1/2001	9:30:13	0.3532	56.2000	6.3840	0.3532	0.6280	-0.6280			
10/1/2001	9:30:14	0.3742	56.2000	6.3720	0.3742	0.6160	-0.6160			
10/1/2001	9:30:15	0.3963	56.2000	6.3510	0.3963	0.5950	-0.5950			
10/1/2001	9:30:17	0.4198	56.2100	6.3840	0.4198	0.6280	-0.6280			
10/1/2001	9:30:18	0.4447	56.2100	6.3610	0.4447	0.6050	-0.6050			
10/1/2001	9:30:20	0.4697	56.2000	6.4020	0.4697	0.6460	-0.6460			
10/1/2001	9:30:21	0.4963	56.2000	6.3860	0.4963	0.6300	-0.6300			

10/1/2001	9:30:23	0.5247	56.2100	6.3720		0.5247	0.6160	-0.6160		
10/1/2001	9:30:25	0.5547	56.2100	6.3470		0.5547	0.5910	-0.5910		
10/1/2001	9:30:27	0.5863	56.2200	6.3470		0.5863	0.5910	-0.5910		
10/1/2001	9:30:29	0.6213	56.2100	6.3770		0.6213	0.6210	-0.6210		
10/1/2001	9:30:31	0.6580	56.2100	6.3490		0.6580	0.5930	-0.5930		
10/1/2001	9:30:33	0.6963	56.2100	6.3560		0.6963	0.6000	-0.6000		
10/1/2001	9:30:36	0.7380	56.2100	6.3210		0.7380	0.5650	-0.5650		
10/1/2001	9:30:38	0.7813	56.2100	6.3330		0.7813	0.5770	-0.5770		
10/1/2001	9:30:41	0.8280	56.2200	6.3260		0.8280	0.5700	-0.5700		
10/1/2001	9:30:44	0.8763	56.2100	6.2360		0.8763	0.4800	-0.4800		
10/1/2001	9:30:47	0.9280	56.2100	6.2540		0.9280	0.4980	-0.4980		
10/1/2001	9:30:50	0.9830	56.2100	6.2200		0.9830	0.4640	-0.4640		
10/1/2001	9:30:54	1.0413	56.2100	6.2130		1.0413	0.4570	-0.4570		
10/1/2001	9:30:58	1.1030	56.2000	6.2380		1.1030	0.4820	-0.4820		
10/1/2001	9:31:02	1.1680	56.2000	6.2360		1.1680	0.4800	-0.4800		
10/1/2001	9:31:06	1.2380	56.2000	6.2110		1.2380	0.4550	-0.4550		
10/1/2001	9:31:10	1.3113	56.2000	6.2080		1.3113	0.4520	-0.4520		
10/1/2001	9:31:15	1.3897	56.2000	6.1690		1.3897	0.4130	-0.4130		
10/1/2001	9:31:20	1.4730	56.2000	6.1810		1.4730	0.4250	-0.4250		
10/1/2001	9:31:25	1.5613	56.2000	6.1410		1.5613	0.3850	-0.3850		
10/1/2001	9:31:31	1.6547	56.2000	6.1000		1.6547	0.3440	-0.3440		
10/1/2001	9:31:37	1.7530	56.2000	6.0980		1.7530	0.3420	-0.3420		
10/1/2001	9:31:43	1.8580	56.2000	6.0950		1.8580	0.3390	-0.3390		
10/1/2001	9:31:50	1.9680	56.1900	6.0770		1.9680	0.3210	-0.3210		
10/1/2001	9:31:57	2.0847	56.1900	6.0510		2.0847	0.2950	-0.2950		
10/1/2001	9:32:04	2.2097	56.1900	6.0350		2.2097	0.2790	-0.2790		
10/1/2001	9:32:12	2.3413	56.1800	6.0310		2.3413	0.2750	-0.2750		
10/1/2001	9:32:20	2.4813	56.1800	6.0120		2.4813	0.2560	-0.2560		
10/1/2001	9:32:29	2.6297	56.1600	5.9820		2.6297	0.2260	-0.2260		
10/1/2001	9:32:39	2.7863	56.1600	5.9570		2.7863	0.2010	-0.2010		
10/1/2001	9:32:49	2.9530	56.1500	5.9480		2.9530	0.1920	-0.1920		
10/1/2001	9:32:59	3.1297	56.1500	5.9410		3.1297	0.1850	-0.1850		
10/1/2001	9:33:10	3.3163	56.1500	5.9220		3.3163	0.1660	-0.1660		
10/1/2001	9:33:22	3.5147	56.1400	5.9130		3.5147	0.1570	-0.1570		
10/1/2001	9:33:35	3.7247	56.1400	5.9290		3.7247	0.1730	-0.1730		
10/1/2001	9:33:48	3.9463	56.1300	5.9180		3.9463	0.1620	-0.1620		
10/1/2001	9:34:02	4.1813	56.1300	5.8970		4.1813	0.1410	-0.1410		
10/1/2001	9:34:17	4.4297	56.1100	5.8850		4.4297	0.1290	-0.1290		
10/1/2001	9:34:33	4.6930	56.1100	5.8760		4.6930	0.1200	-0.1200		
10/1/2001	9:34:50	4.9730	56.1000	5.8690		4.9730	0.1130	-0.1130		
10/1/2001	9:35:08	5.2697	56.0800	5.8580		5.2697	0.1020	-0.1020		
10/1/2001	9:35:26	5.5830	56.0800	5.8600		5.5830	0.1040	-0.1040		
10/1/2001	9:35:46	5.9147	56.0600	5.8480		5.9147	0.0920	-0.0920		
10/1/2001	9:36:07	6.2663	56.0400	5.8370		6.2663	0.0810	-0.0810		
10/1/2001	9:36:30	6.6397	56.0300	5.8230		6.6397	0.0670	-0.0670		
10/1/2001	9:36:54	7.0347	56.0200	5.8210		7.0347	0.0650	-0.0650		
10/1/2001	9:37:19	7.4530	56.0000	5.8140		7.4530	0.0580	-0.0580		
10/1/2001	9:37:45	7.8963	55.9900	5.8050		7.8963	0.0490	-0.0490		
10/1/2001	9:38:13	8.3663	55.9800	5.8120		8.3663	0.0560	-0.0560		
10/1/2001	9:38:43	8.8647	55.9600	5.8090		8.8647	0.0530	-0.0530		
10/1/2001	9:39:15	9.3913	55.9500	5.8000		9.3913	0.0440	-0.0440		
10/1/2001	9:39:48	9.9497	55.9300	5.7950		9.9497	0.0390	-0.0390		
10/1/2001	9:40:24	10.5413	55.9300	5.7930		10.5413	0.0370	-0.0370		
10/1/2001	9:41:02	11.1680	55.9200	5.7880		11.1680	0.0320	-0.0320		
10/1/2001	9:41:41	11.8313	55.9200	5.7860		11.8313	0.0300	-0.0300		
10/1/2001	9:42:24	12.5347	55.9000	5.7840		12.5347	0.0280	-0.0280		
10/1/2001	9:43:08	13.2797	55.8900	5.7820		13.2797	0.0260	-0.0260		
10/1/2001	9:43:56	14.0697	55.8900	5.7820		14.0697	0.0260	-0.0260		
10/1/2001	9:44:46	14.9063	55.8900	5.7790		14.9063	0.0230	-0.0230		
10/1/2001	9:45:39	15.7913	55.8800	5.7770		15.7913	0.0210	-0.0210		

10/1/2001	9:46:35	16.7297	55.8800	5.7720		16.7297	0.0160	-0.0160		
10/1/2001	9:47:35	17.7230	55.8800	5.7770		17.7230	0.0210	-0.0210		
10/1/2001	9:48:38	18.7763	55.8800	5.7720		18.7763	0.0160	-0.0160		
10/1/2001	9:49:45	19.8913	55.8800	5.7720		19.8913	0.0160	-0.0160		
10/1/2001	9:50:56	21.0730	55.8800	5.7700		21.0730	0.0140	-0.0140		
10/1/2001	9:52:11	22.3247	55.8800	5.7680		22.3247	0.0120	-0.0120		
10/1/2001	9:53:30	23.6497	55.8800	5.7700		23.6497	0.0140	-0.0140		
10/1/2001	9:54:55	25.0547	55.8800	5.7650		25.0547	0.0090	-0.0090		
10/1/2001	9:56:24	26.5430	55.8800	5.7650		26.5430	0.0090	-0.0090		
10/1/2001	9:57:59	28.1180	55.8800	5.7650		28.1180	0.0090	-0.0090		
10/1/2001	9:59:39	29.7863	55.8800	5.7650		29.7863	0.0090	-0.0090		
10/1/2001	10:01:25	31.5547	55.8800	5.7630		31.5547	0.0070	-0.0070		
10/1/2001	10:03:17	33.4280	55.8800	5.7630		33.4280	0.0070	-0.0070		
10/1/2001	10:05:16	35.4113	55.8800	5.7630		35.4113	0.0070	-0.0070		
10/1/2001	10:07:22	37.5130	55.8800	5.7630		37.5130	0.0070	-0.0070		
10/1/2001	10:09:36	39.7397	55.8800	5.7630		39.7397	0.0070	-0.0070		
10/1/2001	10:11:57	42.0980	55.8800	5.7630		42.0980	0.0070	-0.0070		
10/1/2001	10:14:27	44.5963	55.8800	5.7580		44.5963	0.0020	-0.0020		
10/1/2001	10:17:06	47.2430	55.8800	5.7540		47.2430	-0.0020	0.0020		
10/1/2001	10:19:54	50.0463	55.8800	5.7520		50.0463	-0.0040	0.0040		
10/1/2001	10:22:52	53.0147	55.8800	5.7490		53.0147	-0.0070	0.0070		
10/1/2001	10:26:01	56.1597	55.8800	5.7520		56.1597	-0.0040	0.0040		
10/1/2001	10:29:21	59.4913	55.8900	5.7490		59.4913	-0.0070	0.0070		
10/1/2001	10:32:53	63.0197	55.8900	5.7490		63.0197	-0.0070	0.0070		
10/1/2001	10:36:37	66.7580	55.8800	5.7520		66.7580	-0.0040	0.0040		
10/1/2001	10:40:35	70.7180	55.8900	5.7520		70.7180	-0.0040	0.0040		
10/1/2001	10:44:46	74.9113	55.8900	5.7540		74.9113	-0.0020	0.0020		
10/1/2001	10:49:13	79.3547	55.8900	5.7560		79.3547	0.0000	0.0000		
10/1/2001	10:53:55	84.0613	55.8900	5.7560		84.0613	0.0000	0.0000		
10/1/2001	10:58:54	89.0463	55.8800	5.7580		89.0463	0.0020	-0.0020		
10/1/2001	11:03:54	94.0463	55.8800	5.7560		94.0463	0.0000	0.0000		
10/1/2001	11:08:54	99.0463	55.8800	5.7560		99.0463	0.0000	0.0000		
10/1/2001	11:13:54	104.0463	55.8900	5.7580		104.0463	0.0020	-0.0020		
10/1/2001	11:18:54	109.0463	55.8800	5.7610		109.0463	0.0050	-0.0050		
10/1/2001	11:23:54	114.0463	55.8800	5.7680		114.0463	0.0120	-0.0120		
10/1/2001	11:28:54	119.0463	55.8800	5.7680		119.0463	0.0120	-0.0120		
10/1/2001	11:33:54	124.0463	55.8800	5.7650		124.0463	0.0090	-0.0090		
10/1/2001	11:38:54	129.0463	55.8800	5.7650		129.0463	0.0090	-0.0090		
10/1/2001	11:43:54	134.0463	55.8800	5.7650		134.0463	0.0090	-0.0090		
10/1/2001	11:48:54	139.0463	55.8800	5.7630		139.0463	0.0070	-0.0070		
10/1/2001	11:53:54	144.0463	55.8800	5.7630		144.0463	0.0070	-0.0070		
10/1/2001	11:58:54	149.0463	55.8800	5.7650		149.0463	0.0090	-0.0090		
10/1/2001	12:03:54	154.0463	55.8900	5.7650		154.0463	0.0090	-0.0090		
10/1/2001	12:08:54	159.0463	55.8800	5.7650		159.0463	0.0090	-0.0090		
10/1/2001	12:13:54	164.0463	55.8800	5.7630		164.0463	0.0070	-0.0070		
10/1/2001	12:18:54	169.0463	55.8800	5.7630		169.0463	0.0070	-0.0070		
10/1/2001	12:23:54	174.0463	55.8800	5.7610		174.0463	0.0050	-0.0050		
10/1/2001	12:28:54	179.0463	55.8800	5.7610		179.0463	0.0050	-0.0050		
10/1/2001	12:33:54	184.0463	55.8900	5.7630		184.0463	0.0070	-0.0070		
10/1/2001	12:38:54	189.0463	55.8800	5.7630		189.0463	0.0070	-0.0070		
10/1/2001	12:43:54	194.0463	55.8800	5.7680		194.0463	0.0120	-0.0120		
10/1/2001	12:48:54	199.0463	55.8800	5.7680		199.0463	0.0120	-0.0120		
10/1/2001	12:53:54	204.0463	55.8800	5.7650		204.0463	0.0090	-0.0090		
10/1/2001	12:58:54	209.0463	55.8800	5.7630		209.0463	0.0070	-0.0070		
10/1/2001	13:03:54	214.0463	55.8800	5.7630		214.0463	0.0070	-0.0070		
10/1/2001	13:08:54	219.0463	55.8900	5.7650		219.0463	0.0090	-0.0090		
10/1/2001	13:13:54	224.0463	55.8800	5.7650		224.0463	0.0090	-0.0090		
10/1/2001	13:18:54	229.0463	55.8800	5.7650		229.0463	0.0090	-0.0090		
10/1/2001	13:23:54	234.0463	55.8800	5.7650		234.0463	0.0090	-0.0090		
10/1/2001	13:28:54	239.0463	55.8800	5.7650		239.0463	0.0090	-0.0090		

10/1/2001	13:33:54	244.0463	55.8800	5.7630		244.0463	0.0070	-0.0070		
10/1/2001	13:38:54	249.0463	55.8800	5.7610		249.0463	0.0050	-0.0050		
10/1/2001	13:43:54	254.0463	55.8800	5.7650		254.0463	0.0090	-0.0090		
10/1/2001	13:48:54	259.0463	55.8800	5.7610		259.0463	0.0050	-0.0050		
10/1/2001	13:53:54	264.0463	55.8800	5.7650		264.0463	0.0090	-0.0090		
10/1/2001	13:58:54	269.0463	55.8800	5.7630		269.0463	0.0070	-0.0070		
10/1/2001	14:03:54	274.0463	55.8800	5.7610		274.0463	0.0050	-0.0050		
10/1/2001	14:08:54	279.0463	55.8800	5.7580		279.0463	0.0020	-0.0020		
10/1/2001	14:13:54	284.0463	56.0700	5.7560		284.0463	0.0000	0.0000		

IN_SITU INC.	Troll	
Report generated:	3/15/2003	17:00:21
Report from file:		
DataMgr Version	2.12	
Serial number:	11285	
Firmware Version	6.24	
Unit name:	SP4000	
Test name:		LL2mw264 slugout
Test defined on:	10/5/2001	8:02:42
Test started on:	10/5/2001	8:03:24
Test stopped on:	10/5/2001	9:00:13
Test extracted on:	10/5/2001	9:00:20
Data gathered using Logarithmic testing		
Maximum time between data points:	1.0000	Minutes.
Number of data samples:	150	
TOTAL DATA SAMPLES	150	
Channel number [2]		
Measurement type:	Pressure/Level	
Channel name:		
Sensor Range:	15 PSI.	
Specific gravity:	1	
Mode:	TOC	
User-defined reference:	9.58	Feet H2O
Referenced on:	test start	
Pressure head at reference:	9.676	Feet H2O

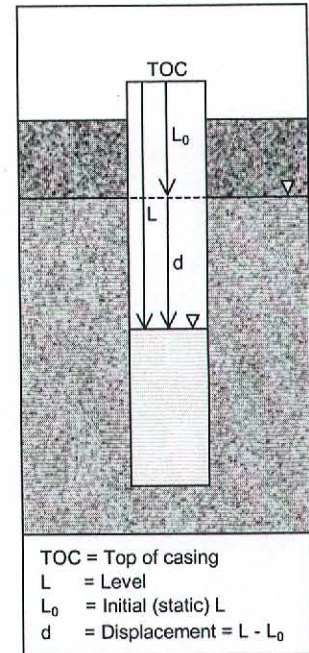
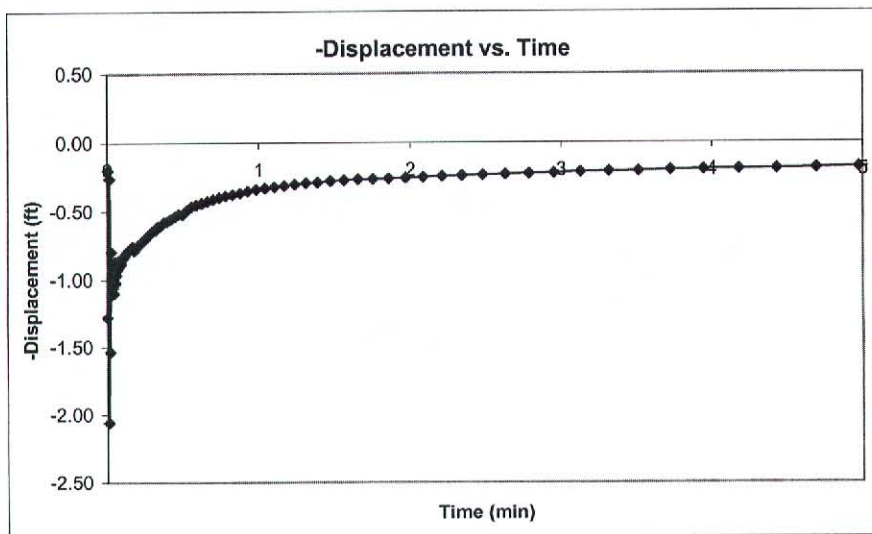
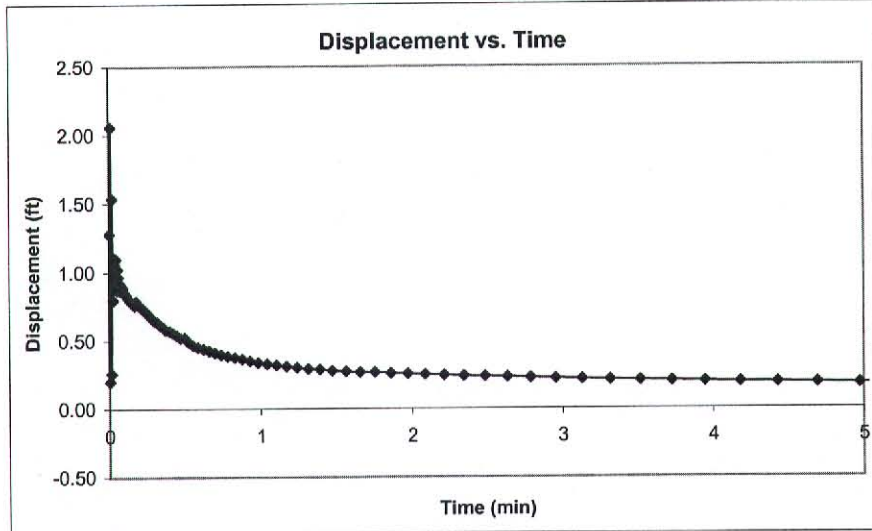
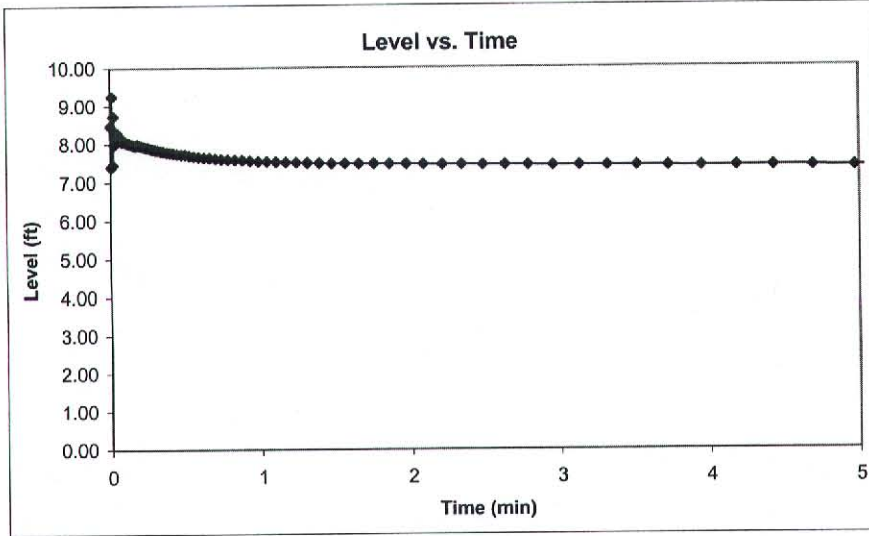


LL2MO264					AqtwSolv	Final	Point	Point	Check
					Max	Chan[2]	ET	Chan[2]	
					ET	Feet H2O	(min)	Feet H2O	
					56.7230	9.0820	5.0000	9.0790	Fall
						Rise	Fall		
				L		d	-d		
			Chan[1]	Chan[2]		Chan[2]	Chan[2]		
Date	Time	ET (min)	Fahrenheit	Feet H2O	ET (min)	Feet H2O	Feet H2O		
10/5/2001	8:03:24	0.0000	55.9800	9.5800	0.0000	0.4980	-0.4980		
10/5/2001	8:03:24	0.0050	55.9800	9.2620	0.0050	0.1800	-0.1800		
10/5/2001	8:03:24	0.0100	55.9900	9.6860	0.0100	0.6040	-0.6040		
10/5/2001	8:03:24	0.0150	56.0000	9.0060	0.0150	-0.0760	0.0760		
10/5/2001	8:03:25	0.0200	56.0000	9.5710	0.0200	0.4890	-0.4890		
10/5/2001	8:03:25	0.0250	56.0100	9.6540	0.0250	0.5720	-0.5720		
10/5/2001	8:03:25	0.0300	56.0100	9.6810	0.0300	0.5990	-0.5990		
10/5/2001	8:03:26	0.0350	56.0200	9.8610	0.0350	0.7790	-0.7790		
10/5/2001	8:03:26	0.0400	56.0200	9.9720	0.0400	0.8900	-0.8900		
10/5/2001	8:03:26	0.0450	56.0300	9.8220	0.0450	0.7400	-0.7400		
10/5/2001	8:03:27	0.0500	56.0300	9.7850	0.0500	0.7030	-0.7030		
10/5/2001	8:03:27	0.0550	56.0400	9.7460	0.0550	0.6640	-0.6640		
10/5/2001	8:03:27	0.0600	56.0600	9.7020	0.0600	0.6200	-0.6200		
10/5/2001	8:03:27	0.0650	56.0600	9.6750	0.0650	0.5930	-0.5930		
10/5/2001	8:03:28	0.0700	56.0700	9.6720	0.0700	0.5900	-0.5900		
10/5/2001	8:03:28	0.0750	56.0700	9.6310	0.0750	0.5490	-0.5490		
10/5/2001	8:03:28	0.0800	56.0800	9.5960	0.0800	0.5140	-0.5140		
10/5/2001	8:03:29	0.0850	56.0800	9.5890	0.0850	0.5070	-0.5070		
10/5/2001	8:03:29	0.0900	56.0800	9.5680	0.0900	0.4860	-0.4860		
10/5/2001	8:03:29	0.0950	56.0900	9.5570	0.0950	0.4750	-0.4750		
10/5/2001	8:03:30	0.1000	56.1000	9.5430	0.1000	0.4610	-0.4610		
10/5/2001	8:03:30	0.1058	56.1000	9.5320	0.1058	0.4500	-0.4500		
10/5/2001	8:03:30	0.1120	56.1000	9.5110	0.1120	0.4290	-0.4290		
10/5/2001	8:03:31	0.1185	56.1100	9.5040	0.1185	0.4220	-0.4220		
10/5/2001	8:03:31	0.1255	56.1100	9.4970	0.1255	0.4150	-0.4150		
10/5/2001	8:03:31	0.1328	56.1100	9.4880	0.1328	0.4060	-0.4060		
10/5/2001	8:03:32	0.1407	56.1200	9.4510	0.1407	0.3690	-0.3690		
10/5/2001	8:03:32	0.1490	56.1300	9.4390	0.1490	0.3570	-0.3570		
10/5/2001	8:03:33	0.1578	56.1300	9.4280	0.1578	0.3460	-0.3460		
10/5/2001	8:03:34	0.1672	56.1400	9.4070	0.1672	0.3250	-0.3250		
10/5/2001	8:03:34	0.1770	56.1600	9.4510	0.1770	0.3690	-0.3690		
10/5/2001	8:03:35	0.1875	56.1600	9.4320	0.1875	0.3500	-0.3500		
10/5/2001	8:03:35	0.1985	56.1600	9.4190	0.1985	0.3370	-0.3370		
10/5/2001	8:03:36	0.2102	56.1800	9.4020	0.2102	0.3200	-0.3200		
10/5/2001	8:03:37	0.2227	56.1800	9.3840	0.2227	0.3020	-0.3020		
10/5/2001	8:03:38	0.2358	56.1800	9.3650	0.2358	0.2830	-0.2830		
10/5/2001	8:03:38	0.2498	56.1900	9.3490	0.2498	0.2670	-0.2670		
10/5/2001	8:03:39	0.2647	56.1900	9.3350	0.2647	0.2530	-0.2530		
10/5/2001	8:03:40	0.2803	56.1900	9.3220	0.2803	0.2400	-0.2400		
10/5/2001	8:03:41	0.2970	56.2000	9.3100	0.2970	0.2280	-0.2280		
10/5/2001	8:03:42	0.3147	56.2000	9.2990	0.3147	0.2170	-0.2170		
10/5/2001	8:03:44	0.3333	56.2000	9.2800	0.3333	0.1980	-0.1980		
10/5/2001	8:03:45	0.3532	56.2000	9.2690	0.3532	0.1870	-0.1870		
10/5/2001	8:03:46	0.3742	56.2000	9.2590	0.3742	0.1770	-0.1770		
10/5/2001	8:03:47	0.3963	56.2000	9.2480	0.3963	0.1660	-0.1660		
10/5/2001	8:03:49	0.4198	56.2100	9.2410	0.4198	0.1590	-0.1590		
10/5/2001	8:03:50	0.4447	56.2100	9.2270	0.4447	0.1450	-0.1450		
10/5/2001	8:03:52	0.4697	56.2000	9.2200	0.4697	0.1380	-0.1380		
10/5/2001	8:03:53	0.4963	56.2000	9.2110	0.4963	0.1290	-0.1290		

10/5/2001	8:03:55	0.5247	56.2100	9.2040		0.5247	0.1220	-0.1220		
10/5/2001	8:03:57	0.5547	56.2100	9.1950		0.5547	0.1130	-0.1130		
10/5/2001	8:03:59	0.5863	56.2200	9.1880		0.5863	0.1060	-0.1060		
10/5/2001	8:04:01	0.6213	56.2100	9.1790		0.6213	0.0970	-0.0970		
10/5/2001	8:04:03	0.6580	56.2100	9.1690		0.6580	0.0870	-0.0870		
10/5/2001	8:04:05	0.6963	56.2100	9.1670		0.6963	0.0850	-0.0850		
10/5/2001	8:04:08	0.7380	56.2100	9.1580		0.7380	0.0760	-0.0760		
10/5/2001	8:04:10	0.7813	56.2100	9.1530		0.7813	0.0710	-0.0710		
10/5/2001	8:04:13	0.8280	56.2200	9.1490		0.8280	0.0670	-0.0670		
10/5/2001	8:04:16	0.8763	56.2100	9.1440		0.8763	0.0620	-0.0620		
10/5/2001	8:04:19	0.9280	56.2100	9.1370		0.9280	0.0550	-0.0550		
10/5/2001	8:04:22	0.9830	56.2100	9.1300		0.9830	0.0480	-0.0480		
10/5/2001	8:04:26	1.0413	56.2100	9.1280		1.0413	0.0460	-0.0460		
10/5/2001	8:04:30	1.1030	56.2000	9.1230		1.1030	0.0410	-0.0410		
10/5/2001	8:04:34	1.1680	56.2000	9.1190		1.1680	0.0370	-0.0370		
10/5/2001	8:04:38	1.2380	56.2000	9.1160		1.2380	0.0340	-0.0340		
10/5/2001	8:04:42	1.3113	56.2000	9.1140		1.3113	0.0320	-0.0320		
10/5/2001	8:04:47	1.3897	56.2000	9.1120		1.3897	0.0300	-0.0300		
10/5/2001	8:04:52	1.4730	56.2000	9.1050		1.4730	0.0230	-0.0230		
10/5/2001	8:04:57	1.5613	56.2000	9.1050		1.5613	0.0230	-0.0230		
10/5/2001	8:05:03	1.6547	56.2000	9.1030		1.6547	0.0210	-0.0210		
10/5/2001	8:05:09	1.7530	56.2000	9.1030		1.7530	0.0210	-0.0210		
10/5/2001	8:05:15	1.8580	56.2000	9.1030		1.8580	0.0210	-0.0210		
10/5/2001	8:05:22	1.9680	56.1900	9.1000		1.9680	0.0180	-0.0180		
10/5/2001	8:05:29	2.0847	56.1900	9.0980		2.0847	0.0160	-0.0160		
10/5/2001	8:05:36	2.2097	56.1900	9.0960		2.2097	0.0140	-0.0140		
10/5/2001	8:05:44	2.3413	56.1800	9.0930		2.3413	0.0110	-0.0110		
10/5/2001	8:05:52	2.4813	56.1800	9.0930		2.4813	0.0110	-0.0110		
10/5/2001	8:06:01	2.6297	56.1600	9.0910		2.6297	0.0090	-0.0090		
10/5/2001	8:06:11	2.7863	56.1600	9.0890		2.7863	0.0070	-0.0070		
10/5/2001	8:06:21	2.9530	56.1500	9.0860		2.9530	0.0040	-0.0040		
10/5/2001	8:06:31	3.1297	56.1500	9.0890		3.1297	0.0070	-0.0070		
10/5/2001	8:06:42	3.3163	56.1500	9.0860		3.3163	0.0040	-0.0040		
10/5/2001	8:06:54	3.5147	56.1400	9.0860		3.5147	0.0040	-0.0040		
10/5/2001	8:07:07	3.7247	56.1400	9.0790		3.7247	-0.0030	0.0030		
10/5/2001	8:07:20	3.9463	56.1300	9.0840		3.9463	0.0020	-0.0020		
10/5/2001	8:07:34	4.1813	56.1300	9.0820		4.1813	0.0000	0.0000		
10/5/2001	8:07:49	4.4297	56.1100	9.0860		4.4297	0.0040	-0.0040		
10/5/2001	8:08:05	4.6930	56.1100	9.0860		4.6930	0.0040	-0.0040		
10/5/2001	8:08:22	4.9730	56.1000	9.0790		4.9730	-0.0030	0.0030		
10/5/2001	8:08:40	5.2697	56.0800	9.0770		5.2697	-0.0050	0.0050		
10/5/2001	8:08:58	5.5830	56.0800	9.0770		5.5830	-0.0050	0.0050		
10/5/2001	8:09:18	5.9147	56.0600	9.0750		5.9147	-0.0070	0.0070		
10/5/2001	8:09:39	6.2663	56.0400	9.0750		6.2663	-0.0070	0.0070		
10/5/2001	8:10:02	6.6397	56.0300	9.0750		6.6397	-0.0070	0.0070		
10/5/2001	8:10:26	7.0347	56.0200	9.0750		7.0347	-0.0070	0.0070		
10/5/2001	8:10:51	7.4530	56.0000	9.0750		7.4530	-0.0070	0.0070		
10/5/2001	8:11:17	7.8963	55.9900	9.0750		7.8963	-0.0070	0.0070		
10/5/2001	8:11:45	8.3663	55.9800	9.0770		8.3663	-0.0050	0.0050		
10/5/2001	8:12:15	8.8647	55.9600	9.0750		8.8647	-0.0070	0.0070		
10/5/2001	8:12:47	9.3913	55.9500	9.0750		9.3913	-0.0070	0.0070		
10/5/2001	8:13:20	9.9497	55.9300	9.0730		9.9497	-0.0090	0.0090		
10/5/2001	8:13:56	10.5413	55.9300	9.0750		10.5413	-0.0070	0.0070		
10/5/2001	8:14:34	11.1680	55.9200	9.0750		11.1680	-0.0070	0.0070		
10/5/2001	8:15:13	11.8313	55.9200	9.0750		11.8313	-0.0070	0.0070		
10/5/2001	8:15:56	12.5347	55.9000	9.0750		12.5347	-0.0070	0.0070		
10/5/2001	8:16:40	13.2797	55.8900	9.0770		13.2797	-0.0050	0.0050		
10/5/2001	8:17:28	14.0697	55.8900	9.0770		14.0697	-0.0050	0.0050		
10/5/2001	8:18:18	14.9063	55.8900	9.0750		14.9063	-0.0070	0.0070		
10/5/2001	8:19:11	15.7913	55.8800	9.0770		15.7913	-0.0050	0.0050		

10/5/2001	8:20:07	16.7297	55.8800	9.0770		16.7297	-0.0050	0.0050		
10/5/2001	8:21:07	17.7230	55.8800	9.0790		17.7230	-0.0030	0.0030		
10/5/2001	8:22:07	18.7230	55.8800	9.0860		18.7230	0.0040	-0.0040		
10/5/2001	8:23:07	19.7230	55.8800	9.0860		19.7230	0.0040	-0.0040		
10/5/2001	8:24:07	20.7230	55.8800	9.0890		20.7230	0.0070	-0.0070		
10/5/2001	8:25:07	21.7230	55.8800	9.0960		21.7230	0.0140	-0.0140		
10/5/2001	8:26:07	22.7230	55.8800	9.0890		22.7230	0.0070	-0.0070		
10/5/2001	8:27:07	23.7230	55.8800	9.0910		23.7230	0.0090	-0.0090		
10/5/2001	8:28:07	24.7230	55.8800	9.0930		24.7230	0.0110	-0.0110		
10/5/2001	8:29:07	25.7230	55.8800	9.0930		25.7230	0.0110	-0.0110		
10/5/2001	8:30:07	26.7230	55.8800	9.0930		26.7230	0.0110	-0.0110		
10/5/2001	8:31:07	27.7230	55.8800	9.0930		27.7230	0.0110	-0.0110		
10/5/2001	8:32:07	28.7230	55.8800	9.0980		28.7230	0.0160	-0.0160		
10/5/2001	8:33:07	29.7230	55.8800	9.0930		29.7230	0.0110	-0.0110		
10/5/2001	8:34:07	30.7230	55.8800	9.0960		30.7230	0.0140	-0.0140		
10/5/2001	8:35:07	31.7230	55.8800	9.0960		31.7230	0.0140	-0.0140		
10/5/2001	8:36:07	32.7230	55.8800	9.0930		32.7230	0.0110	-0.0110		
10/5/2001	8:37:07	33.7230	55.8800	9.0930		33.7230	0.0110	-0.0110		
10/5/2001	8:38:07	34.7230	55.8800	9.0930		34.7230	0.0110	-0.0110		
10/5/2001	8:39:07	35.7230	55.8800	9.0930		35.7230	0.0110	-0.0110		
10/5/2001	8:40:07	36.7230	55.8800	9.0960		36.7230	0.0140	-0.0140		
10/5/2001	8:41:07	37.7230	55.8800	9.0930		37.7230	0.0110	-0.0110		
10/5/2001	8:42:07	38.7230	55.8900	9.0910		38.7230	0.0090	-0.0090		
10/5/2001	8:43:07	39.7230	55.8900	9.0930		39.7230	0.0110	-0.0110		
10/5/2001	8:44:07	40.7230	55.8800	9.0910		40.7230	0.0090	-0.0090		
10/5/2001	8:45:07	41.7230	55.8900	9.0910		41.7230	0.0090	-0.0090		
10/5/2001	8:46:07	42.7230	55.8900	9.0930		42.7230	0.0110	-0.0110		
10/5/2001	8:47:07	43.7230	55.8900	9.0930		43.7230	0.0110	-0.0110		
10/5/2001	8:48:07	44.7230	55.8900	9.0930		44.7230	0.0110	-0.0110		
10/5/2001	8:49:07	45.7230	55.8800	9.0910		45.7230	0.0090	-0.0090		
10/5/2001	8:50:07	46.7230	55.8800	9.0910		46.7230	0.0090	-0.0090		
10/5/2001	8:51:07	47.7230	55.8800	9.0910		47.7230	0.0090	-0.0090		
10/5/2001	8:52:07	48.7230	55.8900	9.0890		48.7230	0.0070	-0.0070		
10/5/2001	8:53:07	49.7230	55.8800	9.0890		49.7230	0.0070	-0.0070		
10/5/2001	8:54:07	50.7230	55.8800	9.0890		50.7230	0.0070	-0.0070		
10/5/2001	8:55:07	51.7230	55.8800	9.0860		51.7230	0.0040	-0.0040		
10/5/2001	8:56:07	52.7230	55.8800	9.0860		52.7230	0.0040	-0.0040		
10/5/2001	8:57:07	53.7230	55.8800	9.0840		53.7230	0.0020	-0.0020		
10/5/2001	8:58:07	54.7230	55.8800	9.0840		54.7230	0.0020	-0.0020		
10/5/2001	8:59:07	55.7230	55.8800	9.0840		55.7230	0.0020	-0.0020		
10/5/2001	9:00:07	56.7230	55.8800	9.0820		56.7230	0.0000	0.0000		

IN_SITU INC.	Troll	
Report generated:	3/15/2003	17:00:46
Report from file:		
DataMgr Version	2.12	
Serial number:	11282	
Firmware Version	6.24	
Unit name:	SP4000	
Test name:		LL2mw265 slugout
Test defined on:	10/3/2001	10:22:06
Test started on:	10/3/2001	10:22:56
Test stopped on:	10/3/2001	15:37:30
Test extracted on:	10/3/2001	15:37:38
Data gathered using Logarithmic testing		
Maximum time between data points:	1.0000	Minutes.
Number of data samples:		407
TOTAL DATA SAMPLES	407	
Channel number [2]		
Measurement type:	Pressure/Level	
Channel name:	OnBoard Pressure	
Sensor Range:	15 PSI.	
Specific gravity:	1	
Mode:	TOC	
User-defined reference:	6.6	Feet H2O
Referenced on:	channel definition.	
Pressure head at reference:	11.622	Feet H2O



LL2MO265					AqtwSolv	Final	Point	Point	Check
					Max	Chan[2]	ET	Chan[2]	
					(min)	Feet H2O	(min)	Feet H2O	
					313.7230	7.1980	5.0000	7.3780	Rise
						Rise	Fall		
				L		d	-d		
			Chan[1]	Chan[2]		Chan[2]	Chan[2]		
Date	Time	ET (min)	Fahrenheit	Feet H2O	ET (min)	Feet H2O	Feet H2O		
10/3/2001	10:22:56	0.0000	55.9800	8.4740	0.0000	1.2760	-1.2760		
10/3/2001	10:22:56	0.0050	55.9800	7.3990	0.0050	0.2010	-0.2010		
10/3/2001	10:22:56	0.0100	55.9900	9.2560	0.0100	2.0580	-2.0580		
10/3/2001	10:22:56	0.0150	56.0000	7.4590	0.0150	0.2610	-0.2610		
10/3/2001	10:22:57	0.0200	56.0000	8.7320	0.0200	1.5340	-1.5340		
10/3/2001	10:22:57	0.0250	56.0100	7.9960	0.0250	0.7980	-0.7980		
10/3/2001	10:22:57	0.0300	56.0100	8.3010	0.0300	1.1030	-1.1030		
10/3/2001	10:22:58	0.0350	56.0200	8.2570	0.0350	1.0590	-1.0590		
10/3/2001	10:22:58	0.0400	56.0200	8.0910	0.0400	0.8930	-0.8930		
10/3/2001	10:22:58	0.0450	56.0300	8.2960	0.0450	1.0980	-1.0980		
10/3/2001	10:22:59	0.0500	56.0300	8.0680	0.0500	0.8700	-0.8700		
10/3/2001	10:22:59	0.0550	56.0400	8.2200	0.0550	1.0220	-1.0220		
10/3/2001	10:22:59	0.0600	56.0600	8.1650	0.0600	0.9670	-0.9670		
10/3/2001	10:22:59	0.0650	56.0600	8.1230	0.0650	0.9250	-0.9250		
10/3/2001	10:23:00	0.0700	56.0700	8.1160	0.0700	0.9180	-0.9180		
10/3/2001	10:23:00	0.0750	56.0700	8.0630	0.0750	0.8650	-0.8650		
10/3/2001	10:23:00	0.0800	56.0800	8.1000	0.0800	0.9020	-0.9020		
10/3/2001	10:23:01	0.0850	56.0800	8.0680	0.0850	0.8700	-0.8700		
10/3/2001	10:23:01	0.0900	56.0800	8.0840	0.0900	0.8860	-0.8860		
10/3/2001	10:23:01	0.0950	56.0900	8.0500	0.0950	0.8520	-0.8520		
10/3/2001	10:23:02	0.1000	56.1000	8.0520	0.1000	0.8540	-0.8540		
10/3/2001	10:23:02	0.1058	56.1000	8.0380	0.1058	0.8400	-0.8400		
10/3/2001	10:23:02	0.1120	56.1000	8.0310	0.1120	0.8330	-0.8330		
10/3/2001	10:23:03	0.1185	56.1100	8.0170	0.1185	0.8190	-0.8190		
10/3/2001	10:23:03	0.1255	56.1100	8.0080	0.1255	0.8100	-0.8100		
10/3/2001	10:23:03	0.1328	56.1100	7.9960	0.1328	0.7980	-0.7980		
10/3/2001	10:23:04	0.1407	56.1200	7.9850	0.1407	0.7870	-0.7870		
10/3/2001	10:23:04	0.1490	56.1300	7.9780	0.1490	0.7800	-0.7800		
10/3/2001	10:23:05	0.1578	56.1300	7.9640	0.1578	0.7660	-0.7660		
10/3/2001	10:23:06	0.1672	56.1400	7.9550	0.1672	0.7570	-0.7570		
10/3/2001	10:23:06	0.1770	56.1600	7.9870	0.1770	0.7890	-0.7890		
10/3/2001	10:23:07	0.1875	56.1600	7.9710	0.1875	0.7730	-0.7730		
10/3/2001	10:23:07	0.1985	56.1600	7.9550	0.1985	0.7570	-0.7570		
10/3/2001	10:23:08	0.2102	56.1800	7.9430	0.2102	0.7450	-0.7450		
10/3/2001	10:23:09	0.2227	56.1800	7.9300	0.2227	0.7320	-0.7320		
10/3/2001	10:23:10	0.2358	56.1800	7.9130	0.2358	0.7150	-0.7150		
10/3/2001	10:23:10	0.2498	56.1900	7.9000	0.2498	0.7020	-0.7020		
10/3/2001	10:23:11	0.2647	56.1900	7.8790	0.2647	0.6810	-0.6810		
10/3/2001	10:23:12	0.2803	56.1900	7.8600	0.2803	0.6620	-0.6620		
10/3/2001	10:23:13	0.2970	56.2000	7.8440	0.2970	0.6460	-0.6460		
10/3/2001	10:23:14	0.3147	56.2000	7.8350	0.3147	0.6370	-0.6370		
10/3/2001	10:23:16	0.3333	56.2000	7.8100	0.3333	0.6120	-0.6120		
10/3/2001	10:23:17	0.3532	56.2000	7.8000	0.3532	0.6020	-0.6020		
10/3/2001	10:23:18	0.3742	56.2000	7.7770	0.3742	0.5790	-0.5790		
10/3/2001	10:23:19	0.3963	56.2000	7.7700	0.3963	0.5720	-0.5720		
10/3/2001	10:23:21	0.4198	56.2100	7.7540	0.4198	0.5560	-0.5560		
10/3/2001	10:23:22	0.4447	56.2100	7.7360	0.4447	0.5380	-0.5380		
10/3/2001	10:23:24	0.4697	56.2000	7.7170	0.4697	0.5190	-0.5190		
10/3/2001	10:23:25	0.4963	56.2000	7.7200	0.4963	0.5220	-0.5220		

10/3/2001	10:23:27	0.5247	56.2100	7.6870		0.5247	0.4890	-0.4890		
10/3/2001	10:23:29	0.5547	56.2100	7.6640		0.5547	0.4660	-0.4660		
10/3/2001	10:23:31	0.5863	56.2200	7.6500		0.5863	0.4520	-0.4520		
10/3/2001	10:23:33	0.6213	56.2100	7.6370		0.6213	0.4390	-0.4390		
10/3/2001	10:23:35	0.6580	56.2100	7.6230		0.6580	0.4250	-0.4250		
10/3/2001	10:23:37	0.6963	56.2100	7.6090		0.6963	0.4110	-0.4110		
10/3/2001	10:23:40	0.7380	56.2100	7.5950		0.7380	0.3970	-0.3970		
10/3/2001	10:23:42	0.7813	56.2100	7.5840		0.7813	0.3860	-0.3860		
10/3/2001	10:23:45	0.8280	56.2200	7.5740		0.8280	0.3760	-0.3760		
10/3/2001	10:23:48	0.8763	56.2100	7.5630		0.8763	0.3650	-0.3650		
10/3/2001	10:23:51	0.9280	56.2100	7.5490		0.9280	0.3510	-0.3510		
10/3/2001	10:23:54	0.9830	56.2100	7.5370		0.9830	0.3390	-0.3390		
10/3/2001	10:23:58	1.0413	56.2100	7.5280		1.0413	0.3300	-0.3300		
10/3/2001	10:24:02	1.1030	56.2000	7.5190		1.1030	0.3210	-0.3210		
10/3/2001	10:24:06	1.1680	56.2000	7.5100		1.1680	0.3120	-0.3120		
10/3/2001	10:24:10	1.2380	56.2000	7.5010		1.2380	0.3030	-0.3030		
10/3/2001	10:24:14	1.3113	56.2000	7.4910		1.3113	0.2930	-0.2930		
10/3/2001	10:24:19	1.3897	56.2000	7.4870		1.3897	0.2890	-0.2890		
10/3/2001	10:24:24	1.4730	56.2000	7.4770		1.4730	0.2790	-0.2790		
10/3/2001	10:24:29	1.5613	56.2000	7.4710		1.5613	0.2730	-0.2730		
10/3/2001	10:24:35	1.6547	56.2000	7.4640		1.6547	0.2660	-0.2660		
10/3/2001	10:24:41	1.7530	56.2000	7.4640		1.7530	0.2660	-0.2660		
10/3/2001	10:24:47	1.8580	56.2000	7.4590		1.8580	0.2610	-0.2610		
10/3/2001	10:24:54	1.9680	56.1900	7.4540		1.9680	0.2560	-0.2560		
10/3/2001	10:25:01	2.0847	56.1900	7.4480		2.0847	0.2500	-0.2500		
10/3/2001	10:25:08	2.2097	56.1900	7.4430		2.2097	0.2450	-0.2450		
10/3/2001	10:25:16	2.3413	56.1800	7.4380		2.3413	0.2400	-0.2400		
10/3/2001	10:25:24	2.4813	56.1800	7.4340		2.4813	0.2360	-0.2360		
10/3/2001	10:25:33	2.6297	56.1600	7.4290		2.6297	0.2310	-0.2310		
10/3/2001	10:25:43	2.7863	56.1600	7.4240		2.7863	0.2260	-0.2260		
10/3/2001	10:25:53	2.9530	56.1500	7.4180		2.9530	0.2200	-0.2200		
10/3/2001	10:26:03	3.1297	56.1500	7.4130		3.1297	0.2150	-0.2150		
10/3/2001	10:26:14	3.3163	56.1500	7.4080		3.3163	0.2100	-0.2100		
10/3/2001	10:26:26	3.5147	56.1400	7.4040		3.5147	0.2060	-0.2060		
10/3/2001	10:26:39	3.7247	56.1400	7.3990		3.7247	0.2010	-0.2010		
10/3/2001	10:26:52	3.9463	56.1300	7.3940		3.9463	0.1960	-0.1960		
10/3/2001	10:27:06	4.1813	56.1300	7.3900		4.1813	0.1920	-0.1920		
10/3/2001	10:27:21	4.4297	56.1100	7.3880		4.4297	0.1900	-0.1900		
10/3/2001	10:27:37	4.6930	56.1100	7.3830		4.6930	0.1850	-0.1850		
10/3/2001	10:27:54	4.9730	56.1000	7.3780		4.9730	0.1800	-0.1800		
10/3/2001	10:28:12	5.2697	56.0800	7.3740		5.2697	0.1760	-0.1760		
10/3/2001	10:28:30	5.5830	56.0800	7.3690		5.5830	0.1710	-0.1710		
10/3/2001	10:28:50	5.9147	56.0600	7.3640		5.9147	0.1660	-0.1660		
10/3/2001	10:29:11	6.2663	56.0400	7.3620		6.2663	0.1640	-0.1640		
10/3/2001	10:29:34	6.6397	56.0300	7.3600		6.6397	0.1620	-0.1620		
10/3/2001	10:29:58	7.0347	56.0200	7.3550		7.0347	0.1570	-0.1570		
10/3/2001	10:30:23	7.4530	56.0000	7.3510		7.4530	0.1530	-0.1530		
10/3/2001	10:30:49	7.8963	55.9900	7.3480		7.8963	0.1500	-0.1500		
10/3/2001	10:31:17	8.3663	55.9800	7.3410		8.3663	0.1430	-0.1430		
10/3/2001	10:31:47	8.8647	55.9600	7.3370		8.8647	0.1390	-0.1390		
10/3/2001	10:32:19	9.3913	55.9500	7.3320		9.3913	0.1340	-0.1340		
10/3/2001	10:32:52	9.9497	55.9300	7.3280		9.9497	0.1300	-0.1300		
10/3/2001	10:33:28	10.5413	55.9300	7.3230		10.5413	0.1250	-0.1250		
10/3/2001	10:34:06	11.1680	55.9200	7.3180		11.1680	0.1200	-0.1200		
10/3/2001	10:34:45	11.8313	55.9200	7.3160		11.8313	0.1180	-0.1180		
10/3/2001	10:35:28	12.5347	55.9000	7.3090		12.5347	0.1110	-0.1110		
10/3/2001	10:36:12	13.2797	55.8900	7.3040		13.2797	0.1060	-0.1060		
10/3/2001	10:37:00	14.0697	55.8900	7.3000		14.0697	0.1020	-0.1020		
10/3/2001	10:37:50	14.9063	55.8900	7.2980		14.9063	0.1000	-0.1000		
10/3/2001	10:38:43	15.7913	55.8800	7.2930		15.7913	0.0950	-0.0950		

10/3/2001	10:39:39	16.7297	55.8800	7.2880		16.7297	0.0900	-0.0900		
10/3/2001	10:40:39	17.7230	55.8800	7.2840		17.7230	0.0860	-0.0860		
10/3/2001	10:41:39	18.7230	55.8800	7.2790		18.7230	0.0810	-0.0810		
10/3/2001	10:42:39	19.7230	55.8800	7.2750		19.7230	0.0770	-0.0770		
10/3/2001	10:43:39	20.7230	55.8800	7.2720		20.7230	0.0740	-0.0740		
10/3/2001	10:44:39	21.7230	55.8800	7.2680		21.7230	0.0700	-0.0700		
10/3/2001	10:45:39	22.7230	55.8800	7.2650		22.7230	0.0670	-0.0670		
10/3/2001	10:46:39	23.7230	55.8800	7.2630		23.7230	0.0650	-0.0650		
10/3/2001	10:47:39	24.7230	55.8800	7.2610		24.7230	0.0630	-0.0630		
10/3/2001	10:48:39	25.7230	55.8800	7.2580		25.7230	0.0600	-0.0600		
10/3/2001	10:49:39	26.7230	55.8800	7.2560		26.7230	0.0580	-0.0580		
10/3/2001	10:50:39	27.7230	55.8800	7.2540		27.7230	0.0560	-0.0560		
10/3/2001	10:51:39	28.7230	55.8800	7.2510		28.7230	0.0530	-0.0530		
10/3/2001	10:52:39	29.7230	55.8800	7.2490		29.7230	0.0510	-0.0510		
10/3/2001	10:53:39	30.7230	55.8800	7.2470		30.7230	0.0490	-0.0490		
10/3/2001	10:54:39	31.7230	55.8800	7.2470		31.7230	0.0490	-0.0490		
10/3/2001	10:55:39	32.7230	55.8800	7.2450		32.7230	0.0470	-0.0470		
10/3/2001	10:56:39	33.7230	55.8800	7.2420		33.7230	0.0440	-0.0440		
10/3/2001	10:57:39	34.7230	55.8800	7.2420		34.7230	0.0440	-0.0440		
10/3/2001	10:58:39	35.7230	55.8800	7.2400		35.7230	0.0420	-0.0420		
10/3/2001	10:59:39	36.7230	55.8800	7.2380		36.7230	0.0400	-0.0400		
10/3/2001	11:00:39	37.7230	55.8800	7.2380		37.7230	0.0400	-0.0400		
10/3/2001	11:01:39	38.7230	55.8900	7.2350		38.7230	0.0370	-0.0370		
10/3/2001	11:02:39	39.7230	55.8900	7.2350		39.7230	0.0370	-0.0370		
10/3/2001	11:03:39	40.7230	55.8800	7.2330		40.7230	0.0350	-0.0350		
10/3/2001	11:04:39	41.7230	55.8900	7.2310		41.7230	0.0330	-0.0330		
10/3/2001	11:05:39	42.7230	55.8900	7.2310		42.7230	0.0330	-0.0330		
10/3/2001	11:06:39	43.7230	55.8900	7.2310		43.7230	0.0330	-0.0330		
10/3/2001	11:07:39	44.7230	55.8900	7.2280		44.7230	0.0300	-0.0300		
10/3/2001	11:08:39	45.7230	55.8800	7.2280		45.7230	0.0300	-0.0300		
10/3/2001	11:09:39	46.7230	55.8800	7.2280		46.7230	0.0300	-0.0300		
10/3/2001	11:10:39	47.7230	55.8800	7.2260		47.7230	0.0280	-0.0280		
10/3/2001	11:11:39	48.7230	55.8900	7.2260		48.7230	0.0280	-0.0280		
10/3/2001	11:12:39	49.7230	55.8800	7.2260		49.7230	0.0280	-0.0280		
10/3/2001	11:13:39	50.7230	55.8800	7.2240		50.7230	0.0260	-0.0260		
10/3/2001	11:14:39	51.7230	55.8800	7.2240		51.7230	0.0260	-0.0260		
10/3/2001	11:15:39	52.7230	55.8800	7.2240		52.7230	0.0260	-0.0260		
10/3/2001	11:16:39	53.7230	55.8800	7.2240		53.7230	0.0260	-0.0260		
10/3/2001	11:17:39	54.7230	55.8800	7.2210		54.7230	0.0230	-0.0230		
10/3/2001	11:18:39	55.7230	55.8800	7.2240		55.7230	0.0260	-0.0260		
10/3/2001	11:19:39	56.7230	55.8800	7.2240		56.7230	0.0260	-0.0260		
10/3/2001	11:20:39	57.7230	55.8800	7.2240		57.7230	0.0260	-0.0260		
10/3/2001	11:21:39	58.7230	55.8900	7.2210		58.7230	0.0230	-0.0230		
10/3/2001	11:22:39	59.7230	55.8800	7.2240		59.7230	0.0260	-0.0260		
10/3/2001	11:23:39	60.7230	55.8800	7.2240		60.7230	0.0260	-0.0260		
10/3/2001	11:24:39	61.7230	55.8800	7.2240		61.7230	0.0260	-0.0260		
10/3/2001	11:25:39	62.7230	55.8800	7.2240		62.7230	0.0260	-0.0260		
10/3/2001	11:26:39	63.7230	55.8800	7.2210		63.7230	0.0230	-0.0230		
10/3/2001	11:27:39	64.7230	55.8900	7.2190		64.7230	0.0210	-0.0210		
10/3/2001	11:28:39	65.7230	55.8800	7.2190		65.7230	0.0210	-0.0210		
10/3/2001	11:29:39	66.7230	55.8800	7.2190		66.7230	0.0210	-0.0210		
10/3/2001	11:30:39	67.7230	55.8800	7.2190		67.7230	0.0210	-0.0210		
10/3/2001	11:31:39	68.7230	55.8800	7.2190		68.7230	0.0210	-0.0210		
10/3/2001	11:32:39	69.7230	55.8800	7.2190		69.7230	0.0210	-0.0210		
10/3/2001	11:33:39	70.7230	55.8800	7.2190		70.7230	0.0210	-0.0210		
10/3/2001	11:34:39	71.7230	55.8900	7.2190		71.7230	0.0210	-0.0210		
10/3/2001	11:35:39	72.7230	55.8800	7.2190		72.7230	0.0210	-0.0210		
10/3/2001	11:36:39	73.7230	55.8800	7.2170		73.7230	0.0190	-0.0190		
10/3/2001	11:37:39	74.7230	55.8800	7.2190		74.7230	0.0210	-0.0210		
10/3/2001	11:38:39	75.7230	55.8800	7.2170		75.7230	0.0190	-0.0190		

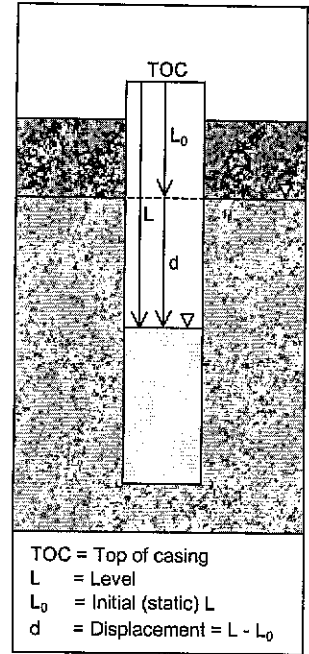
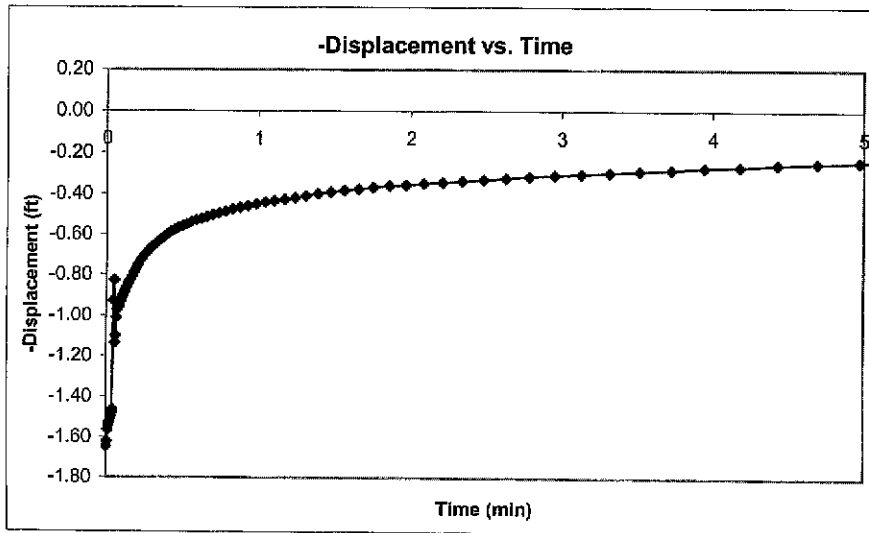
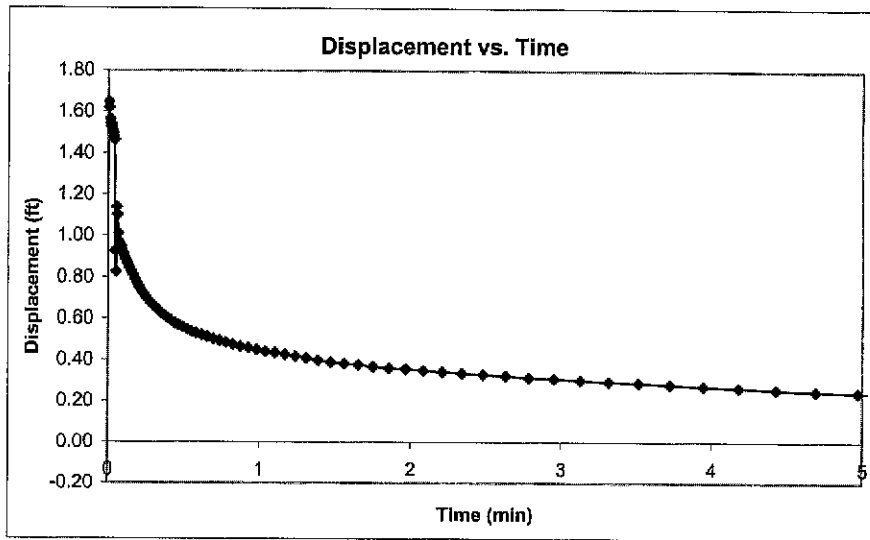
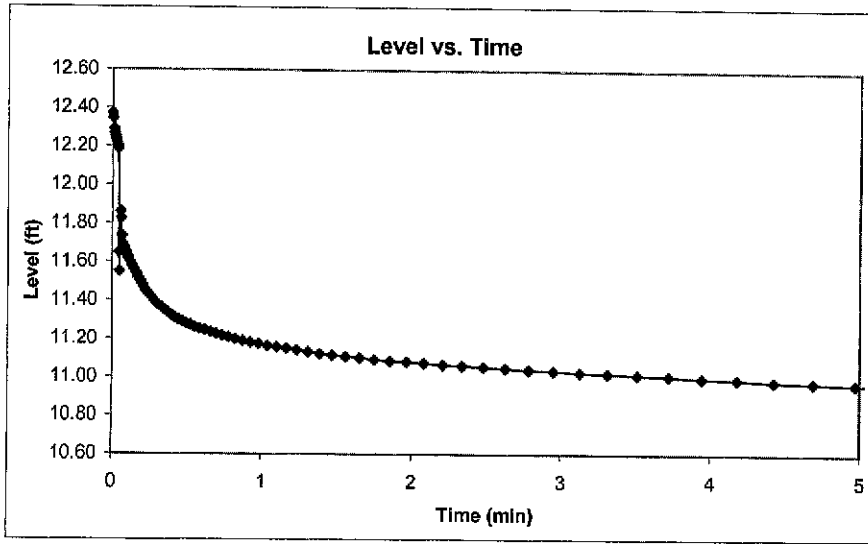
10/3/2001	11:39:39	76.7230	55.8800	7.2170		76.7230	0.0190	-0.0190		
10/3/2001	11:40:39	77.7230	55.8800	7.2170		77.7230	0.0190	-0.0190		
10/3/2001	11:41:39	78.7230	55.8800	7.2170		78.7230	0.0190	-0.0190		
10/3/2001	11:42:39	79.7230	55.8800	7.2170		79.7230	0.0190	-0.0190		
10/3/2001	11:43:39	80.7230	55.8800	7.2170		80.7230	0.0190	-0.0190		
10/3/2001	11:44:39	81.7230	55.8800	7.2170		81.7230	0.0190	-0.0190		
10/3/2001	11:45:39	82.7230	55.8800	7.2170		82.7230	0.0190	-0.0190		
10/3/2001	11:46:39	83.7230	55.8800	7.2150		83.7230	0.0170	-0.0170		
10/3/2001	11:47:39	84.7230	56.0700	7.2150		84.7230	0.0170	-0.0170		
10/3/2001	11:48:39	85.7230		7.2170		85.7230	0.0190	-0.0190		
10/3/2001	11:49:39	86.7230		7.2150		86.7230	0.0170	-0.0170		
10/3/2001	11:50:39	87.7230		7.2150		87.7230	0.0170	-0.0170		
10/3/2001	11:51:39	88.7230		7.2150		88.7230	0.0170	-0.0170		
10/3/2001	11:52:39	89.7230		7.2150		89.7230	0.0170	-0.0170		
10/3/2001	11:53:39	90.7230		7.2170		90.7230	0.0190	-0.0190		
10/3/2001	11:54:39	91.7230		7.2170		91.7230	0.0190	-0.0190		
10/3/2001	11:55:39	92.7230		7.2150		92.7230	0.0170	-0.0170		
10/3/2001	11:56:39	93.7230		7.2150		93.7230	0.0170	-0.0170		
10/3/2001	11:57:39	94.7230		7.2150		94.7230	0.0170	-0.0170		
10/3/2001	11:58:39	95.7230		7.2150		95.7230	0.0170	-0.0170		
10/3/2001	11:59:39	96.7230		7.2120		96.7230	0.0140	-0.0140		
10/3/2001	12:00:39	97.7230		7.2120		97.7230	0.0140	-0.0140		
10/3/2001	12:01:39	98.7230		7.2120		98.7230	0.0140	-0.0140		
10/3/2001	12:02:39	99.7230		7.2120		99.7230	0.0140	-0.0140		
10/3/2001	12:03:39	100.7230		7.2120		100.7230	0.0140	-0.0140		
10/3/2001	12:04:39	101.7230		7.2120		101.7230	0.0140	-0.0140		
10/3/2001	12:05:39	102.7230		7.2120		102.7230	0.0140	-0.0140		
10/3/2001	12:06:39	103.7230		7.2120		103.7230	0.0140	-0.0140		
10/3/2001	12:07:39	104.7230		7.2120		104.7230	0.0140	-0.0140		
10/3/2001	12:08:39	105.7230		7.2100		105.7230	0.0120	-0.0120		
10/3/2001	12:09:39	106.7230		7.2120		106.7230	0.0140	-0.0140		
10/3/2001	12:10:39	107.7230		7.2120		107.7230	0.0140	-0.0140		
10/3/2001	12:11:39	108.7230		7.2120		108.7230	0.0140	-0.0140		
10/3/2001	12:12:39	109.7230		7.2100		109.7230	0.0120	-0.0120		
10/3/2001	12:13:39	110.7230		7.2100		110.7230	0.0120	-0.0120		
10/3/2001	12:14:39	111.7230		7.2120		111.7230	0.0140	-0.0140		
10/3/2001	12:15:39	112.7230		7.2120		112.7230	0.0140	-0.0140		
10/3/2001	12:16:39	113.7230		7.2100		113.7230	0.0120	-0.0120		
10/3/2001	12:17:39	114.7230		7.2100		114.7230	0.0120	-0.0120		
10/3/2001	12:18:39	115.7230		7.2120		115.7230	0.0140	-0.0140		
10/3/2001	12:19:39	116.7230		7.2120		116.7230	0.0140	-0.0140		
10/3/2001	12:20:39	117.7230		7.2100		117.7230	0.0120	-0.0120		
10/3/2001	12:21:39	118.7230		7.2120		118.7230	0.0140	-0.0140		
10/3/2001	12:22:39	119.7230		7.2120		119.7230	0.0140	-0.0140		
10/3/2001	12:23:39	120.7230		7.2100		120.7230	0.0120	-0.0120		
10/3/2001	12:24:39	121.7230		7.2120		121.7230	0.0140	-0.0140		
10/3/2001	12:25:39	122.7230		7.2100		122.7230	0.0120	-0.0120		
10/3/2001	12:26:39	123.7230		7.2100		123.7230	0.0120	-0.0120		
10/3/2001	12:27:39	124.7230		7.2100		124.7230	0.0120	-0.0120		
10/3/2001	12:28:39	125.7230		7.2100		125.7230	0.0120	-0.0120		
10/3/2001	12:29:39	126.7230		7.2100		126.7230	0.0120	-0.0120		
10/3/2001	12:30:39	127.7230		7.2100		127.7230	0.0120	-0.0120		
10/3/2001	12:31:39	128.7230		7.2100		128.7230	0.0120	-0.0120		
10/3/2001	12:32:39	129.7230		7.2100		129.7230	0.0120	-0.0120		
10/3/2001	12:33:39	130.7230		7.2100		130.7230	0.0120	-0.0120		
10/3/2001	12:34:39	131.7230		7.2100		131.7230	0.0120	-0.0120		
10/3/2001	12:35:39	132.7230		7.2100		132.7230	0.0120	-0.0120		
10/3/2001	12:36:39	133.7230		7.2100		133.7230	0.0120	-0.0120		
10/3/2001	12:37:39	134.7230		7.2080		134.7230	0.0100	-0.0100		
10/3/2001	12:38:39	135.7230		7.2080		135.7230	0.0100	-0.0100		

10/3/2001	12:39:39	136.7230		7.2080		136.7230	0.0100	-0.0100		
10/3/2001	12:40:39	137.7230		7.2100		137.7230	0.0120	-0.0120		
10/3/2001	12:41:39	138.7230		7.2080		138.7230	0.0100	-0.0100		
10/3/2001	12:42:39	139.7230		7.2100		139.7230	0.0120	-0.0120		
10/3/2001	12:43:39	140.7230		7.2100		140.7230	0.0120	-0.0120		
10/3/2001	12:44:39	141.7230		7.2100		141.7230	0.0120	-0.0120		
10/3/2001	12:45:39	142.7230		7.2100		142.7230	0.0120	-0.0120		
10/3/2001	12:46:39	143.7230		7.2080		143.7230	0.0100	-0.0100		
10/3/2001	12:47:39	144.7230		7.2050		144.7230	0.0070	-0.0070		
10/3/2001	12:48:39	145.7230		7.2080		145.7230	0.0100	-0.0100		
10/3/2001	12:49:39	146.7230		7.2050		146.7230	0.0070	-0.0070		
10/3/2001	12:50:39	147.7230		7.2050		147.7230	0.0070	-0.0070		
10/3/2001	12:51:39	148.7230		7.2050		148.7230	0.0070	-0.0070		
10/3/2001	12:52:39	149.7230		7.2050		149.7230	0.0070	-0.0070		
10/3/2001	12:53:39	150.7230		7.2080		150.7230	0.0100	-0.0100		
10/3/2001	12:54:39	151.7230		7.2080		151.7230	0.0100	-0.0100		
10/3/2001	12:55:39	152.7230		7.2050		152.7230	0.0070	-0.0070		
10/3/2001	12:56:39	153.7230		7.2050		153.7230	0.0070	-0.0070		
10/3/2001	12:57:39	154.7230		7.2030		154.7230	0.0050	-0.0050		
10/3/2001	12:58:39	155.7230		7.2050		155.7230	0.0070	-0.0070		
10/3/2001	12:59:39	156.7230		7.2030		156.7230	0.0050	-0.0050		
10/3/2001	13:00:39	157.7230		7.2050		157.7230	0.0070	-0.0070		
10/3/2001	13:01:39	158.7230		7.2030		158.7230	0.0050	-0.0050		
10/3/2001	13:02:39	159.7230		7.2050		159.7230	0.0070	-0.0070		
10/3/2001	13:03:39	160.7230		7.2030		160.7230	0.0050	-0.0050		
10/3/2001	13:04:39	161.7230		7.2030		161.7230	0.0050	-0.0050		
10/3/2001	13:05:39	162.7230		7.2010		162.7230	0.0030	-0.0030		
10/3/2001	13:06:39	163.7230		7.2030		163.7230	0.0050	-0.0050		
10/3/2001	13:07:39	164.7230		7.2030		164.7230	0.0050	-0.0050		
10/3/2001	13:08:39	165.7230		7.2050		165.7230	0.0070	-0.0070		
10/3/2001	13:09:39	166.7230		7.2030		166.7230	0.0050	-0.0050		
10/3/2001	13:10:39	167.7230		7.2030		167.7230	0.0050	-0.0050		
10/3/2001	13:11:39	168.7230		7.2030		168.7230	0.0050	-0.0050		
10/3/2001	13:12:39	169.7230		7.2030		169.7230	0.0050	-0.0050		
10/3/2001	13:13:39	170.7230		7.2030		170.7230	0.0050	-0.0050		
10/3/2001	13:14:39	171.7230		7.2050		171.7230	0.0070	-0.0070		
10/3/2001	13:15:39	172.7230		7.2030		172.7230	0.0050	-0.0050		
10/3/2001	13:16:39	173.7230		7.2050		173.7230	0.0070	-0.0070		
10/3/2001	13:17:39	174.7230		7.2050		174.7230	0.0070	-0.0070		
10/3/2001	13:18:39	175.7230		7.2030		175.7230	0.0050	-0.0050		
10/3/2001	13:19:39	176.7230		7.2050		176.7230	0.0070	-0.0070		
10/3/2001	13:20:39	177.7230		7.2050		177.7230	0.0070	-0.0070		
10/3/2001	13:21:39	178.7230		7.2030		178.7230	0.0050	-0.0050		
10/3/2001	13:22:39	179.7230		7.2010		179.7230	0.0030	-0.0030		
10/3/2001	13:23:39	180.7230		7.2050		180.7230	0.0070	-0.0070		
10/3/2001	13:24:39	181.7230		7.2030		181.7230	0.0050	-0.0050		
10/3/2001	13:25:39	182.7230		7.2010		182.7230	0.0030	-0.0030		
10/3/2001	13:26:39	183.7230		7.2030		183.7230	0.0050	-0.0050		
10/3/2001	13:27:39	184.7230		7.2010		184.7230	0.0030	-0.0030		
10/3/2001	13:28:39	185.7230		7.2010		185.7230	0.0030	-0.0030		
10/3/2001	13:29:39	186.7230		7.2010		186.7230	0.0030	-0.0030		
10/3/2001	13:30:39	187.7230		7.2010		187.7230	0.0030	-0.0030		
10/3/2001	13:31:39	188.7230		7.2030		188.7230	0.0050	-0.0050		
10/3/2001	13:32:39	189.7230		7.2030		189.7230	0.0050	-0.0050		
10/3/2001	13:33:39	190.7230		7.2030		190.7230	0.0050	-0.0050		
10/3/2001	13:34:39	191.7230		7.2030		191.7230	0.0050	-0.0050		
10/3/2001	13:35:39	192.7230		7.2010		192.7230	0.0030	-0.0030		
10/3/2001	13:36:39	193.7230		7.2030		193.7230	0.0050	-0.0050		
10/3/2001	13:37:39	194.7230		7.2010		194.7230	0.0030	-0.0030		
10/3/2001	13:38:39	195.7230		7.2010		195.7230	0.0030	-0.0030		

10/3/2001	13:39:39	196.7230		7.1980		196.7230	0.0000	0.0000		
10/3/2001	13:40:39	197.7230		7.2010		197.7230	0.0030	-0.0030		
10/3/2001	13:41:39	198.7230		7.2010		198.7230	0.0030	-0.0030		
10/3/2001	13:42:39	199.7230		7.1980		199.7230	0.0000	0.0000		
10/3/2001	13:43:39	200.7230		7.2010		200.7230	0.0030	-0.0030		
10/3/2001	13:44:39	201.7230		7.2010		201.7230	0.0030	-0.0030		
10/3/2001	13:45:39	202.7230		7.1980		202.7230	0.0000	0.0000		
10/3/2001	13:46:39	203.7230		7.2010		203.7230	0.0030	-0.0030		
10/3/2001	13:47:39	204.7230		7.1980		204.7230	0.0000	0.0000		
10/3/2001	13:48:39	205.7230		7.1980		205.7230	0.0000	0.0000		
10/3/2001	13:49:39	206.7230		7.1960		206.7230	-0.0020	0.0020		
10/3/2001	13:50:39	207.7230		7.1980		207.7230	0.0000	0.0000		
10/3/2001	13:51:39	208.7230		7.1980		208.7230	0.0000	0.0000		
10/3/2001	13:52:39	209.7230		7.1960		209.7230	-0.0020	0.0020		
10/3/2001	13:53:39	210.7230		7.1960		210.7230	-0.0020	0.0020		
10/3/2001	13:54:39	211.7230		7.2010		211.7230	0.0030	-0.0030		
10/3/2001	13:55:39	212.7230		7.1980		212.7230	0.0000	0.0000		
10/3/2001	13:56:39	213.7230		7.1940		213.7230	-0.0040	0.0040		
10/3/2001	13:57:39	214.7230		7.1980		214.7230	0.0000	0.0000		
10/3/2001	13:58:39	215.7230		7.1960		215.7230	-0.0020	0.0020		
10/3/2001	13:59:39	216.7230		7.1960		216.7230	-0.0020	0.0020		
10/3/2001	14:00:39	217.7230		7.1960		217.7230	-0.0020	0.0020		
10/3/2001	14:01:39	218.7230		7.1980		218.7230	0.0000	0.0000		
10/3/2001	14:02:39	219.7230		7.1960		219.7230	-0.0020	0.0020		
10/3/2001	14:03:39	220.7230		7.1960		220.7230	-0.0020	0.0020		
10/3/2001	14:04:39	221.7230		7.1960		221.7230	-0.0020	0.0020		
10/3/2001	14:05:39	222.7230		7.1940		222.7230	-0.0040	0.0040		
10/3/2001	14:06:39	223.7230		7.1960		223.7230	-0.0020	0.0020		
10/3/2001	14:07:39	224.7230		7.1940		224.7230	-0.0040	0.0040		
10/3/2001	14:08:39	225.7230		7.1940		225.7230	-0.0040	0.0040		
10/3/2001	14:09:39	226.7230		7.1940		226.7230	-0.0040	0.0040		
10/3/2001	14:10:39	227.7230		7.1940		227.7230	-0.0040	0.0040		
10/3/2001	14:11:39	228.7230		7.1940		228.7230	-0.0040	0.0040		
10/3/2001	14:12:39	229.7230		7.1940		229.7230	-0.0040	0.0040		
10/3/2001	14:13:39	230.7230		7.1910		230.7230	-0.0070	0.0070		
10/3/2001	14:14:39	231.7230		7.1960		231.7230	-0.0020	0.0020		
10/3/2001	14:15:39	232.7230		7.1960		232.7230	-0.0020	0.0020		
10/3/2001	14:16:39	233.7230		7.1960		233.7230	-0.0020	0.0020		
10/3/2001	14:17:39	234.7230		7.1940		234.7230	-0.0040	0.0040		
10/3/2001	14:18:39	235.7230		7.1940		235.7230	-0.0040	0.0040		
10/3/2001	14:19:39	236.7230		7.1910		236.7230	-0.0070	0.0070		
10/3/2001	14:20:39	237.7230		7.1910		237.7230	-0.0070	0.0070		
10/3/2001	14:21:39	238.7230		7.1910		238.7230	-0.0070	0.0070		
10/3/2001	14:22:39	239.7230		7.1940		239.7230	-0.0040	0.0040		
10/3/2001	14:23:39	240.7230		7.1910		240.7230	-0.0070	0.0070		
10/3/2001	14:24:39	241.7230		7.1910		241.7230	-0.0070	0.0070		
10/3/2001	14:25:39	242.7230		7.1940		242.7230	-0.0040	0.0040		
10/3/2001	14:26:39	243.7230		7.1910		243.7230	-0.0070	0.0070		
10/3/2001	14:27:39	244.7230		7.1890		244.7230	-0.0090	0.0090		
10/3/2001	14:28:39	245.7230		7.1890		245.7230	-0.0090	0.0090		
10/3/2001	14:29:39	246.7230		7.1910		246.7230	-0.0070	0.0070		
10/3/2001	14:30:39	247.7230		7.1910		247.7230	-0.0070	0.0070		
10/3/2001	14:31:39	248.7230		7.1910		248.7230	-0.0070	0.0070		
10/3/2001	14:32:39	249.7230		7.1910		249.7230	-0.0070	0.0070		
10/3/2001	14:33:39	250.7230		7.1940		250.7230	-0.0040	0.0040		
10/3/2001	14:34:39	251.7230		7.1890		251.7230	-0.0090	0.0090		
10/3/2001	14:35:39	252.7230		7.1910		252.7230	-0.0070	0.0070		
10/3/2001	14:36:39	253.7230		7.1910		253.7230	-0.0070	0.0070		
10/3/2001	14:37:39	254.7230		7.1890		254.7230	-0.0090	0.0090		
10/3/2001	14:38:39	255.7230		7.1910		255.7230	-0.0070	0.0070		

10/3/2001	14:39:39	256.7230		7.1910	256.7230	-0.0070	0.0070		
10/3/2001	14:40:39	257.7230		7.1910	257.7230	-0.0070	0.0070		
10/3/2001	14:41:39	258.7230		7.1890	258.7230	-0.0090	0.0090		
10/3/2001	14:42:39	259.7230		7.1940	259.7230	-0.0040	0.0040		
10/3/2001	14:43:39	260.7230		7.1910	260.7230	-0.0070	0.0070		
10/3/2001	14:44:39	261.7230		7.1910	261.7230	-0.0070	0.0070		
10/3/2001	14:45:39	262.7230		7.1910	262.7230	-0.0070	0.0070		
10/3/2001	14:46:39	263.7230		7.1940	263.7230	-0.0040	0.0040		
10/3/2001	14:47:39	264.7230		7.1910	264.7230	-0.0070	0.0070		
10/3/2001	14:48:39	265.7230		7.1960	265.7230	-0.0020	0.0020		
10/3/2001	14:49:39	266.7230		7.1910	266.7230	-0.0070	0.0070		
10/3/2001	14:50:39	267.7230		7.1890	267.7230	-0.0090	0.0090		
10/3/2001	14:51:39	268.7230		7.1910	268.7230	-0.0070	0.0070		
10/3/2001	14:52:39	269.7230		7.1890	269.7230	-0.0090	0.0090		
10/3/2001	14:53:39	270.7230		7.1890	270.7230	-0.0090	0.0090		
10/3/2001	14:54:39	271.7230		7.1890	271.7230	-0.0090	0.0090		
10/3/2001	14:55:39	272.7230		7.1890	272.7230	-0.0090	0.0090		
10/3/2001	14:56:39	273.7230		7.1890	273.7230	-0.0090	0.0090		
10/3/2001	14:57:39	274.7230		7.1890	274.7230	-0.0090	0.0090		
10/3/2001	14:58:39	275.7230		7.1890	275.7230	-0.0090	0.0090		
10/3/2001	14:59:39	276.7230		7.1890	276.7230	-0.0090	0.0090		
10/3/2001	15:00:39	277.7230		7.1890	277.7230	-0.0090	0.0090		
10/3/2001	15:01:39	278.7230		7.1890	278.7230	-0.0090	0.0090		
10/3/2001	15:02:39	279.7230		7.1890	279.7230	-0.0090	0.0090		
10/3/2001	15:03:39	280.7230		7.1890	280.7230	-0.0090	0.0090		
10/3/2001	15:04:39	281.7230		7.1870	281.7230	-0.0110	0.0110		
10/3/2001	15:05:39	282.7230		7.1870	282.7230	-0.0110	0.0110		
10/3/2001	15:06:39	283.7230		7.1890	283.7230	-0.0090	0.0090		
10/3/2001	15:07:39	284.7230		7.1890	284.7230	-0.0090	0.0090		
10/3/2001	15:08:39	285.7230		7.1870	285.7230	-0.0110	0.0110		
10/3/2001	15:09:39	286.7230		7.1890	286.7230	-0.0090	0.0090		
10/3/2001	15:10:39	287.7230		7.1870	287.7230	-0.0110	0.0110		
10/3/2001	15:11:39	288.7230		7.1890	288.7230	-0.0090	0.0090		
10/3/2001	15:12:39	289.7230		7.1910	289.7230	-0.0070	0.0070		
10/3/2001	15:13:39	290.7230		7.1890	290.7230	-0.0090	0.0090		
10/3/2001	15:14:39	291.7230		7.1910	291.7230	-0.0070	0.0070		
10/3/2001	15:15:39	292.7230		7.1890	292.7230	-0.0090	0.0090		
10/3/2001	15:16:39	293.7230		7.1890	293.7230	-0.0090	0.0090		
10/3/2001	15:17:39	294.7230		7.1890	294.7230	-0.0090	0.0090		
10/3/2001	15:18:39	295.7230		7.1910	295.7230	-0.0070	0.0070		
10/3/2001	15:19:39	296.7230		7.1890	296.7230	-0.0090	0.0090		
10/3/2001	15:20:39	297.7230		7.1910	297.7230	-0.0070	0.0070		
10/3/2001	15:21:39	298.7230		7.1910	298.7230	-0.0070	0.0070		
10/3/2001	15:22:39	299.7230		7.1910	299.7230	-0.0070	0.0070		
10/3/2001	15:23:39	300.7230		7.1910	300.7230	-0.0070	0.0070		
10/3/2001	15:24:39	301.7230		7.1910	301.7230	-0.0070	0.0070		
10/3/2001	15:25:39	302.7230		7.1910	302.7230	-0.0070	0.0070		
10/3/2001	15:26:39	303.7230		7.1910	303.7230	-0.0070	0.0070		
10/3/2001	15:27:39	304.7230		7.1910	304.7230	-0.0070	0.0070		
10/3/2001	15:28:39	305.7230		7.1940	305.7230	-0.0040	0.0040		
10/3/2001	15:29:39	306.7230		7.1940	306.7230	-0.0040	0.0040		
10/3/2001	15:30:39	307.7230		7.1940	307.7230	-0.0040	0.0040		
10/3/2001	15:31:39	308.7230		7.1910	308.7230	-0.0070	0.0070		
10/3/2001	15:32:39	309.7230		7.1940	309.7230	-0.0040	0.0040		
10/3/2001	15:33:39	310.7230		7.1940	310.7230	-0.0040	0.0040		
10/3/2001	15:34:39	311.7230		7.1940	311.7230	-0.0040	0.0040		
10/3/2001	15:35:39	312.7230		7.1960	312.7230	-0.0020	0.0020		
10/3/2001	15:36:39	313.7230		7.1980	313.7230	0.0000	0.0000		

IN_SITU INC.	Troll	
Report generated:	3/15/2003	17:01:07
Report from file:		
DataMgr Version	2.12	
Serial number:	11282	
Firmware Version	6.24	
Unit name:	SP4000	
Test name:		LL2266 slugout
Test defined on:	10/1/2001	9:41:04
Test started on:	10/1/2001	9:41:58
Test stopped on:	10/1/2001	14:23:59
Test extracted on:	10/1/2001	14:24:05
Data gathered using Logarithmic testing		
Maximum time between data points:	1.0000	Minutes.
Number of data samples:	375	
TOTAL DATA SAMPLES		
	375	
Channel number [1]		
Measurement type:	Temperature	
Channel name:	OnBoard Temp	
Channel number [2]		
Measurement type:	Pressure/Level	
Channel name:	OnBoard Pressure	
Sensor Range:	15 PSI.	
Specific gravity:	1	
Mode:	TOC	
User-defined reference:	6.6	Feet H2O
Referenced on:	channel definition.	
Pressure head at reference:	11.622	Feet H2O



LL2MO266					AqtwSolv	Final	Point	Point	Check
					Max	Chan[2]	ET	Chan[2]	
					(min)	Feet H2O	(min)	Feet H2O	
					281.7230	10.7250	5.0000	10.9670	Rise
						Rise	Fall		
						d	-d		
			Chan[1]	Chan[2]		Chan[2]	Chan[2]		
Date	Time	ET (min)	Fahrenheit	Feet H2O	ET (min)	Feet H2O	Feet H2O		
-----	-----	-----	-----	-----	-----	-----	-----		
10/1/2001	9:41:58	0.0000	53.7900	12.3720	0.0000	1.6470	-1.6470		
10/1/2001	9:41:58	0.0050	53.8000	12.3450	0.0050	1.6200	-1.6200		
10/1/2001	9:41:58	0.0100	53.8100	12.2890	0.0100	1.5640	-1.5640		
10/1/2001	9:41:58	0.0150	53.8200	12.2680	0.0150	1.5430	-1.5430		
10/1/2001	9:41:59	0.0200	53.8200	12.2520	0.0200	1.5270	-1.5270		
10/1/2001	9:41:59	0.0250	53.8300	12.2360	0.0250	1.5110	-1.5110		
10/1/2001	9:41:59	0.0300	53.8400	12.2220	0.0300	1.4970	-1.4970		
10/1/2001	9:42:00	0.0350	53.8400	12.2040	0.0350	1.4790	-1.4790		
10/1/2001	9:42:00	0.0400	53.8600	12.1880	0.0400	1.4630	-1.4630		
10/1/2001	9:42:00	0.0450	53.8600	11.6500	0.0450	0.9250	-0.9250		
10/1/2001	9:42:01	0.0500	53.8700	11.5510	0.0500	0.8260	-0.8260		
10/1/2001	9:42:01	0.0550	53.8700	11.8620	0.0550	1.1370	-1.1370		
10/1/2001	9:42:01	0.0600	53.8800	11.8260	0.0600	1.1010	-1.1010		
10/1/2001	9:42:01	0.0650	53.8800	11.7360	0.0650	1.0110	-1.0110		
10/1/2001	9:42:02	0.0700	53.8900	11.6960	0.0700	0.9710	-0.9710		
10/1/2001	9:42:02	0.0750	53.9000	11.6850	0.0750	0.9600	-0.9600		
10/1/2001	9:42:02	0.0800	53.9000	11.6780	0.0800	0.9530	-0.9530		
10/1/2001	9:42:03	0.0850	53.9000	11.6730	0.0850	0.9480	-0.9480		
10/1/2001	9:42:03	0.0900	53.9100	11.6550	0.0900	0.9300	-0.9300		
10/1/2001	9:42:03	0.0950	53.9100	11.6460	0.0950	0.9210	-0.9210		
10/1/2001	9:42:04	0.1000	53.9100	11.6360	0.1000	0.9110	-0.9110		
10/1/2001	9:42:04	0.1058	53.9200	11.6250	0.1058	0.9000	-0.9000		
10/1/2001	9:42:04	0.1120	53.9200	11.6130	0.1120	0.8880	-0.8880		
10/1/2001	9:42:05	0.1185	53.9300	11.6040	0.1185	0.8790	-0.8790		
10/1/2001	9:42:05	0.1255	53.9300	11.5930	0.1255	0.8680	-0.8680		
10/1/2001	9:42:05	0.1328	53.9400	11.5810	0.1328	0.8560	-0.8560		
10/1/2001	9:42:06	0.1407	53.9400	11.5700	0.1407	0.8450	-0.8450		
10/1/2001	9:42:06	0.1490	53.9500	11.5580	0.1490	0.8330	-0.8330		
10/1/2001	9:42:07	0.1578	53.9500	11.5460	0.1578	0.8210	-0.8210		
10/1/2001	9:42:08	0.1672	53.9700	11.5350	0.1672	0.8100	-0.8100		
10/1/2001	9:42:08	0.1770	53.9900	11.5160	0.1770	0.7910	-0.7910		
10/1/2001	9:42:09	0.1875	53.9800	11.5030	0.1875	0.7780	-0.7780		
10/1/2001	9:42:09	0.1985	53.9900	11.4860	0.1985	0.7610	-0.7610		
10/1/2001	9:42:10	0.2102	53.9900	11.4730	0.2102	0.7480	-0.7480		
10/1/2001	9:42:11	0.2227	54.0000	11.4560	0.2227	0.7310	-0.7310		
10/1/2001	9:42:12	0.2358	54.0000	11.4430	0.2358	0.7180	-0.7180		
10/1/2001	9:42:12	0.2498	54.0000	11.4270	0.2498	0.7020	-0.7020		
10/1/2001	9:42:13	0.2647	54.0000	11.4150	0.2647	0.6900	-0.6900		
10/1/2001	9:42:14	0.2803	54.0000	11.4010	0.2803	0.6760	-0.6760		
10/1/2001	9:42:15	0.2970	54.0100	11.3870	0.2970	0.6620	-0.6620		
10/1/2001	9:42:16	0.3147	54.0100	11.3760	0.3147	0.6510	-0.6510		
10/1/2001	9:42:18	0.3333	54.0100	11.3640	0.3333	0.6390	-0.6390		
10/1/2001	9:42:19	0.3532	54.0100	11.3500	0.3532	0.6250	-0.6250		
10/1/2001	9:42:20	0.3742	54.0100	11.3390	0.3742	0.6140	-0.6140		
10/1/2001	9:42:21	0.3963	54.0100	11.3250	0.3963	0.6000	-0.6000		
10/1/2001	9:42:23	0.4198	54.0100	11.3130	0.4198	0.5880	-0.5880		
10/1/2001	9:42:24	0.4447	54.0200	11.3020	0.4447	0.5770	-0.5770		
10/1/2001	9:42:26	0.4697	54.0200	11.2930	0.4697	0.5680	-0.5680		
10/1/2001	9:42:27	0.4963	54.0200	11.2830	0.4963	0.5580	-0.5580		

10/1/2001	9:42:29	0.5247	54.0200	11.2740		0.5247	0.5490	-0.5490		
10/1/2001	9:42:31	0.5547	54.0100	11.2630		0.5547	0.5380	-0.5380		
10/1/2001	9:42:33	0.5863	54.0200	11.2540		0.5863	0.5290	-0.5290		
10/1/2001	9:42:35	0.6213	54.0200	11.2470		0.6213	0.5220	-0.5220		
10/1/2001	9:42:37	0.6580	54.0200	11.2370		0.6580	0.5120	-0.5120		
10/1/2001	9:42:39	0.6963	54.0200	11.2280		0.6963	0.5030	-0.5030		
10/1/2001	9:42:42	0.7380	54.0100	11.2190		0.7380	0.4940	-0.4940		
10/1/2001	9:42:44	0.7813	54.0100	11.2100		0.7813	0.4850	-0.4850		
10/1/2001	9:42:47	0.8280	54.0100	11.2000		0.8280	0.4750	-0.4750		
10/1/2001	9:42:50	0.8763	54.0100	11.1910		0.8763	0.4660	-0.4660		
10/1/2001	9:42:53	0.9280	54.0100	11.1840		0.9280	0.4590	-0.4590		
10/1/2001	9:42:56	0.9830	54.0000	11.1750		0.9830	0.4500	-0.4500		
10/1/2001	9:43:00	1.0413	54.0000	11.1660		1.0413	0.4410	-0.4410		
10/1/2001	9:43:04	1.1030	54.0000	11.1590		1.1030	0.4340	-0.4340		
10/1/2001	9:43:08	1.1680	54.0000	11.1520		1.1680	0.4270	-0.4270		
10/1/2001	9:43:12	1.2380	54.0000	11.1430		1.2380	0.4180	-0.4180		
10/1/2001	9:43:16	1.3113	53.9900	11.1340		1.3113	0.4090	-0.4090		
10/1/2001	9:43:21	1.3897	53.9900	11.1240		1.3897	0.3990	-0.3990		
10/1/2001	9:43:26	1.4730	53.9800	11.1150		1.4730	0.3900	-0.3900		
10/1/2001	9:43:31	1.5613	53.9800	11.1080		1.5613	0.3830	-0.3830		
10/1/2001	9:43:37	1.6547	53.9800	11.1010		1.6547	0.3760	-0.3760		
10/1/2001	9:43:43	1.7530	53.9800	11.0920		1.7530	0.3670	-0.3670		
10/1/2001	9:43:49	1.8580	53.9700	11.0850		1.8580	0.3600	-0.3600		
10/1/2001	9:43:56	1.9680	53.9700	11.0810		1.9680	0.3560	-0.3560		
10/1/2001	9:44:03	2.0847	53.9500	11.0740		2.0847	0.3490	-0.3490		
10/1/2001	9:44:10	2.2097	53.9400	11.0670		2.2097	0.3420	-0.3420		
10/1/2001	9:44:18	2.3413	53.9400	11.0620		2.3413	0.3370	-0.3370		
10/1/2001	9:44:26	2.4813	53.9300	11.0550		2.4813	0.3300	-0.3300		
10/1/2001	9:44:35	2.6297	53.9300	11.0480		2.6297	0.3230	-0.3230		
10/1/2001	9:44:45	2.7863	53.9300	11.0390		2.7863	0.3140	-0.3140		
10/1/2001	9:44:55	2.9530	53.9200	11.0340		2.9530	0.3090	-0.3090		
10/1/2001	9:45:05	3.1297	53.9100	11.0270		3.1297	0.3020	-0.3020		
10/1/2001	9:45:16	3.3163	53.9100	11.0210		3.3163	0.2960	-0.2960		
10/1/2001	9:45:28	3.5147	53.9000	11.0140		3.5147	0.2890	-0.2890		
10/1/2001	9:45:41	3.7247	53.8900	11.0070		3.7247	0.2820	-0.2820		
10/1/2001	9:45:54	3.9463	53.8800	10.9970		3.9463	0.2720	-0.2720		
10/1/2001	9:46:08	4.1813	53.8800	10.9910		4.1813	0.2660	-0.2660		
10/1/2001	9:46:23	4.4297	53.8700	10.9810		4.4297	0.2560	-0.2560		
10/1/2001	9:46:39	4.6930	53.8600	10.9740		4.6930	0.2490	-0.2490		
10/1/2001	9:46:56	4.9730	53.8400	10.9670		4.9730	0.2420	-0.2420		
10/1/2001	9:47:14	5.2697	53.8300	10.9580		5.2697	0.2330	-0.2330		
10/1/2001	9:47:32	5.5830	53.8300	10.9490		5.5830	0.2240	-0.2240		
10/1/2001	9:47:52	5.9147	53.8100	10.9400		5.9147	0.2150	-0.2150		
10/1/2001	9:48:13	6.2663	53.8100	10.9310		6.2663	0.2060	-0.2060		
10/1/2001	9:48:36	6.6397	53.8000	10.9240		6.6397	0.1990	-0.1990		
10/1/2001	9:49:00	7.0347	53.7900	10.9170		7.0347	0.1920	-0.1920		
10/1/2001	9:49:25	7.4530	53.7700	10.9080		7.4530	0.1830	-0.1830		
10/1/2001	9:49:51	7.8963	53.7700	10.8980		7.8963	0.1730	-0.1730		
10/1/2001	9:50:19	8.3663	53.7500	10.8910		8.3663	0.1660	-0.1660		
10/1/2001	9:50:49	8.8647	53.7500	10.8820		8.8647	0.1570	-0.1570		
10/1/2001	9:51:21	9.3913	53.7200	10.8750		9.3913	0.1500	-0.1500		
10/1/2001	9:51:54	9.9497	53.7100	10.8660		9.9497	0.1410	-0.1410		
10/1/2001	9:52:30	10.5413	53.7000	10.8590		10.5413	0.1340	-0.1340		
10/1/2001	9:53:08	11.1680	53.6900	10.8500		11.1680	0.1250	-0.1250		
10/1/2001	9:53:47	11.8313	53.6800	10.8430		11.8313	0.1180	-0.1180		
10/1/2001	9:54:30	12.5347	53.6700	10.8310		12.5347	0.1060	-0.1060		
10/1/2001	9:55:14	13.2797	53.6700	10.8270		13.2797	0.1020	-0.1020		
10/1/2001	9:56:02	14.0697	53.6600	10.8220		14.0697	0.0970	-0.0970		
10/1/2001	9:56:52	14.9063	53.6600	10.8150		14.9063	0.0900	-0.0900		
10/1/2001	9:57:45	15.7913	53.6500	10.8080		15.7913	0.0830	-0.0830		

10/1/2001	9:58:41	16.7297	53.6400	10.8040		16.7297	0.0790	-0.0790		
10/1/2001	9:59:41	17.7230	53.6300	10.7970		17.7230	0.0720	-0.0720		
10/1/2001	10:00:41	18.7230	53.6400	10.7920		18.7230	0.0670	-0.0670		
10/1/2001	10:01:41	19.7230	53.6300	10.7900		19.7230	0.0650	-0.0650		
10/1/2001	10:02:41	20.7230	53.6300	10.7830		20.7230	0.0580	-0.0580		
10/1/2001	10:03:41	21.7230	53.6100	10.7830		21.7230	0.0580	-0.0580		
10/1/2001	10:04:41	22.7230	53.6100	10.7780		22.7230	0.0530	-0.0530		
10/1/2001	10:05:41	23.7230	53.6100	10.7760		23.7230	0.0510	-0.0510		
10/1/2001	10:06:41	24.7230	53.6100	10.7710		24.7230	0.0460	-0.0460		
10/1/2001	10:07:41	25.7230	53.6100	10.7710		25.7230	0.0460	-0.0460		
10/1/2001	10:08:41	26.7230	53.6300	10.7690		26.7230	0.0440	-0.0440		
10/1/2001	10:09:41	27.7230	53.6300	10.7670		27.7230	0.0420	-0.0420		
10/1/2001	10:10:41	28.7230	53.6400	10.7640		28.7230	0.0390	-0.0390		
10/1/2001	10:11:41	29.7230	53.6400	10.7620		29.7230	0.0370	-0.0370		
10/1/2001	10:12:41	30.7230	53.6400	10.7620		30.7230	0.0370	-0.0370		
10/1/2001	10:13:41	31.7230	53.6400	10.7620		31.7230	0.0370	-0.0370		
10/1/2001	10:14:41	32.7230	53.6400	10.7600		32.7230	0.0350	-0.0350		
10/1/2001	10:15:41	33.7230	53.6400	10.7580		33.7230	0.0330	-0.0330		
10/1/2001	10:16:41	34.7230	53.6400	10.7580		34.7230	0.0330	-0.0330		
10/1/2001	10:17:41	35.7230	53.6500	10.7550		35.7230	0.0300	-0.0300		
10/1/2001	10:18:41	36.7230	53.6400	10.7530		36.7230	0.0280	-0.0280		
10/1/2001	10:19:41	37.7230	53.6400	10.7530		37.7230	0.0280	-0.0280		
10/1/2001	10:20:41	38.7230	53.6500	10.7510		38.7230	0.0260	-0.0260		
10/1/2001	10:21:41	39.7230	53.6500	10.7480		39.7230	0.0230	-0.0230		
10/1/2001	10:22:41	40.7230	53.6500	10.7510		40.7230	0.0260	-0.0260		
10/1/2001	10:23:41	41.7230	53.6500	10.7510		41.7230	0.0260	-0.0260		
10/1/2001	10:24:41	42.7230	53.6500	10.7510		42.7230	0.0260	-0.0260		
10/1/2001	10:25:41	43.7230	53.6400	10.7480		43.7230	0.0230	-0.0230		
10/1/2001	10:26:41	44.7230	53.6500	10.7480		44.7230	0.0230	-0.0230		
10/1/2001	10:27:41	45.7230	53.6500	10.7480		45.7230	0.0230	-0.0230		
10/1/2001	10:28:41	46.7230	53.6500	10.7460		46.7230	0.0210	-0.0210		
10/1/2001	10:29:41	47.7230	53.6500	10.7460		47.7230	0.0210	-0.0210		
10/1/2001	10:30:41	48.7230	53.6400	10.7460		48.7230	0.0210	-0.0210		
10/1/2001	10:31:41	49.7230	53.6400	10.7460		49.7230	0.0210	-0.0210		
10/1/2001	10:32:41	50.7230	53.6400	10.7440		50.7230	0.0190	-0.0190		
10/1/2001	10:33:41	51.7230	53.6400	10.7440		51.7230	0.0190	-0.0190		
10/1/2001	10:34:41	52.7230	53.6400	10.7440		52.7230	0.0190	-0.0190		
10/1/2001	10:35:41	53.7230	53.6400	10.7440		53.7230	0.0190	-0.0190		
10/1/2001	10:36:41	54.7230	53.6400	10.7440		54.7230	0.0190	-0.0190		
10/1/2001	10:37:41	55.7230	53.6400	10.7440		55.7230	0.0190	-0.0190		
10/1/2001	10:38:41	56.7230	53.6400	10.7440		56.7230	0.0190	-0.0190		
10/1/2001	10:39:41	57.7230	53.6300	10.7440		57.7230	0.0190	-0.0190		
10/1/2001	10:40:41	58.7230	53.6300	10.7440		58.7230	0.0190	-0.0190		
10/1/2001	10:41:41	59.7230	53.6300	10.7370		59.7230	0.0120	-0.0120		
10/1/2001	10:42:41	60.7230	53.6300	10.7390		60.7230	0.0140	-0.0140		
10/1/2001	10:43:41	61.7230	53.6300	10.7410		61.7230	0.0160	-0.0160		
10/1/2001	10:44:41	62.7230	53.6300	10.7440		62.7230	0.0190	-0.0190		
10/1/2001	10:45:41	63.7230	53.6300	10.7410		63.7230	0.0160	-0.0160		
10/1/2001	10:46:41	64.7230	53.6300	10.7440		64.7230	0.0190	-0.0190		
10/1/2001	10:47:41	65.7230	53.6300	10.7440		65.7230	0.0190	-0.0190		
10/1/2001	10:48:41	66.7230	53.6300	10.7440		66.7230	0.0190	-0.0190		
10/1/2001	10:49:41	67.7230	53.6300	10.7370		67.7230	0.0120	-0.0120		
10/1/2001	10:50:41	68.7230	53.6100	10.7350		68.7230	0.0100	-0.0100		
10/1/2001	10:51:41	69.7230	53.6300	10.7370		69.7230	0.0120	-0.0120		
10/1/2001	10:52:41	70.7230	53.6100	10.7390		70.7230	0.0140	-0.0140		
10/1/2001	10:53:41	71.7230	53.6100	10.7410		71.7230	0.0160	-0.0160		
10/1/2001	10:54:41	72.7230	53.6100	10.7410		72.7230	0.0160	-0.0160		
10/1/2001	10:55:41	73.7230	53.6100	10.7440		73.7230	0.0190	-0.0190		
10/1/2001	10:56:41	74.7230	53.6100	10.7390		74.7230	0.0140	-0.0140		
10/1/2001	10:57:41	75.7230	53.6100	10.7410		75.7230	0.0160	-0.0160		

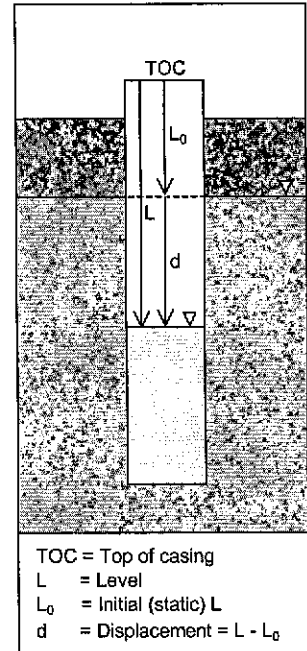
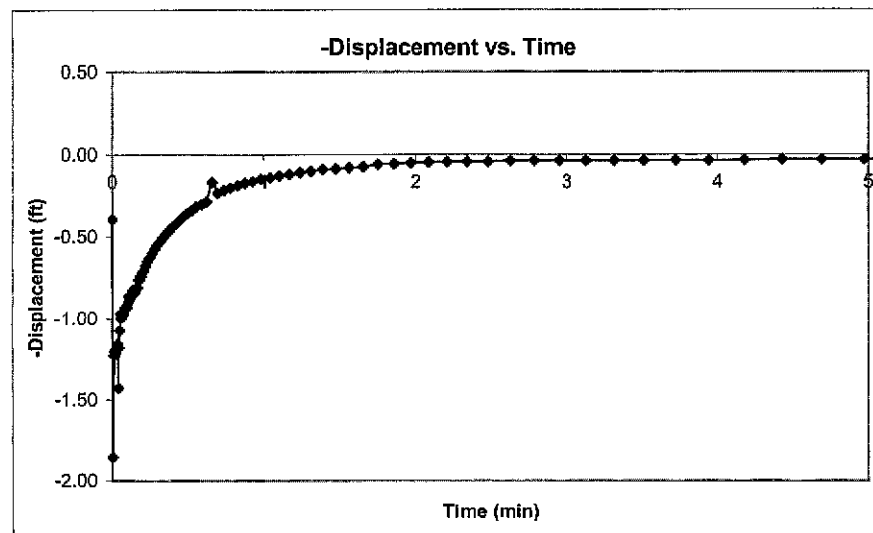
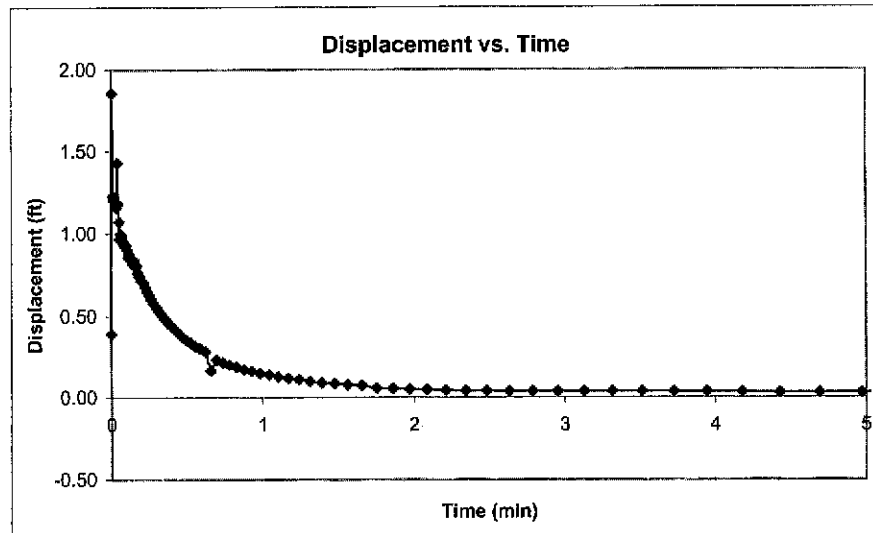
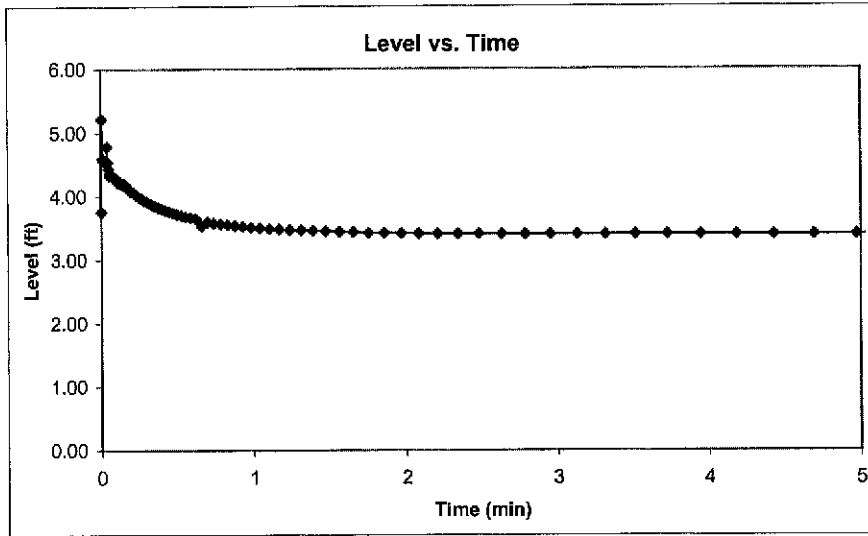
10/1/2001	10:58:41	76.7230	53.6100	10.7410		76.7230	0.0160	-0.0160		
10/1/2001	10:59:41	77.7230	53.6100	10.7410		77.7230	0.0160	-0.0160		
10/1/2001	11:00:41	78.7230	53.6100	10.7410		78.7230	0.0160	-0.0160		
10/1/2001	11:01:41	79.7230	53.6100	10.7390		79.7230	0.0140	-0.0140		
10/1/2001	11:02:41	80.7230	53.6100	10.7390		80.7230	0.0140	-0.0140		
10/1/2001	11:03:41	81.7230	53.6100	10.7370		81.7230	0.0120	-0.0120		
10/1/2001	11:04:41	82.7230	53.6000	10.7390		82.7230	0.0140	-0.0140		
10/1/2001	11:05:41	83.7230	53.6000	10.7390		83.7230	0.0140	-0.0140		
10/1/2001	11:06:41	84.7230	53.6100	10.7370		84.7230	0.0120	-0.0120		
10/1/2001	11:07:41	85.7230	53.6000	10.7390		85.7230	0.0140	-0.0140		
10/1/2001	11:08:41	86.7230	53.6000	10.7370		86.7230	0.0120	-0.0120		
10/1/2001	11:09:41	87.7230	53.6000	10.7350		87.7230	0.0100	-0.0100		
10/1/2001	11:10:41	88.7230	53.6100	10.7370		88.7230	0.0120	-0.0120		
10/1/2001	11:11:41	89.7230	53.6000	10.7370		89.7230	0.0120	-0.0120		
10/1/2001	11:12:41	90.7230	53.6000	10.7390		90.7230	0.0140	-0.0140		
10/1/2001	11:13:41	91.7230	53.6000	10.7390		91.7230	0.0140	-0.0140		
10/1/2001	11:14:41	92.7230	53.6000	10.7390		92.7230	0.0140	-0.0140		
10/1/2001	11:15:41	93.7230	53.6000	10.7370		93.7230	0.0120	-0.0120		
10/1/2001	11:16:41	94.7230	53.6000	10.7390		94.7230	0.0140	-0.0140		
10/1/2001	11:17:41	95.7230	53.6000	10.7390		95.7230	0.0140	-0.0140		
10/1/2001	11:18:41	96.7230	53.6000	10.7390		96.7230	0.0140	-0.0140		
10/1/2001	11:19:41	97.7230	53.6000	10.7410		97.7230	0.0160	-0.0160		
10/1/2001	11:20:41	98.7230	53.6000	10.7410		98.7230	0.0160	-0.0160		
10/1/2001	11:21:41	99.7230	53.6000	10.7390		99.7230	0.0140	-0.0140		
10/1/2001	11:22:41	100.7230	53.6000	10.7370		100.7230	0.0120	-0.0120		
10/1/2001	11:23:41	101.7230	53.6000	10.7350		101.7230	0.0100	-0.0100		
10/1/2001	11:24:41	102.7230	53.6000	10.7390		102.7230	0.0140	-0.0140		
10/1/2001	11:25:41	103.7230	53.6000	10.7440		103.7230	0.0190	-0.0190		
10/1/2001	11:26:41	104.7230	53.5900	10.7440		104.7230	0.0190	-0.0190		
10/1/2001	11:27:41	105.7230	53.6000	10.7440		105.7230	0.0190	-0.0190		
10/1/2001	11:28:41	106.7230	53.5900	10.7390		106.7230	0.0140	-0.0140		
10/1/2001	11:29:41	107.7230	53.5900	10.7390		107.7230	0.0140	-0.0140		
10/1/2001	11:30:41	108.7230	53.5900	10.7390		108.7230	0.0140	-0.0140		
10/1/2001	11:31:41	109.7230	53.6000	10.7300		109.7230	0.0050	-0.0050		
10/1/2001	11:32:41	110.7230	53.6000	10.7280		110.7230	0.0030	-0.0030		
10/1/2001	11:33:41	111.7230	53.5900	10.7350		111.7230	0.0100	-0.0100		
10/1/2001	11:34:41	112.7230	53.5900	10.7410		112.7230	0.0160	-0.0160		
10/1/2001	11:35:41	113.7230	53.5900	10.7440		113.7230	0.0190	-0.0190		
10/1/2001	11:36:41	114.7230	53.5900	10.7390		114.7230	0.0140	-0.0140		
10/1/2001	11:37:41	115.7230	53.5900	10.7390		115.7230	0.0140	-0.0140		
10/1/2001	11:38:41	116.7230	53.5900	10.7370		116.7230	0.0120	-0.0120		
10/1/2001	11:39:41	117.7230	53.5900	10.7370		117.7230	0.0120	-0.0120		
10/1/2001	11:40:41	118.7230	53.5900	10.7390		118.7230	0.0140	-0.0140		
10/1/2001	11:41:41	119.7230	53.5900	10.7370		119.7230	0.0120	-0.0120		
10/1/2001	11:42:41	120.7230	53.5900	10.7390		120.7230	0.0140	-0.0140		
10/1/2001	11:43:41	121.7230	53.5900	10.7370		121.7230	0.0120	-0.0120		
10/1/2001	11:44:41	122.7230	53.5900	10.7320		122.7230	0.0070	-0.0070		
10/1/2001	11:45:41	123.7230	53.5900	10.7300		123.7230	0.0050	-0.0050		
10/1/2001	11:46:41	124.7230	53.5900	10.7320		124.7230	0.0070	-0.0070		
10/1/2001	11:47:41	125.7230	53.5900	10.7320		125.7230	0.0070	-0.0070		
10/1/2001	11:48:41	126.7230	53.5900	10.7350		126.7230	0.0100	-0.0100		
10/1/2001	11:49:41	127.7230	53.5900	10.7350		127.7230	0.0100	-0.0100		
10/1/2001	11:50:41	128.7230	53.5900	10.7350		128.7230	0.0100	-0.0100		
10/1/2001	11:51:41	129.7230	53.5900	10.7350		129.7230	0.0100	-0.0100		
10/1/2001	11:52:41	130.7230	53.5900	10.7350		130.7230	0.0100	-0.0100		
10/1/2001	11:53:41	131.7230	53.5900	10.7390		131.7230	0.0140	-0.0140		
10/1/2001	11:54:41	132.7230	53.5900	10.7410		132.7230	0.0160	-0.0160		
10/1/2001	11:55:41	133.7230	53.5900	10.7410		133.7230	0.0160	-0.0160		
10/1/2001	11:56:41	134.7230	53.5900	10.7390		134.7230	0.0140	-0.0140		
10/1/2001	11:57:41	135.7230	53.5900	10.7390		135.7230	0.0140	-0.0140		

10/1/2001	11:58:41	136.7230	53.5900	10.7410		136.7230	0.0160	-0.0160		
10/1/2001	11:59:41	137.7230	53.5900	10.7410		137.7230	0.0160	-0.0160		
10/1/2001	12:00:41	138.7230	53.5900	10.7390		138.7230	0.0140	-0.0140		
10/1/2001	12:01:41	139.7230	53.5900	10.7350		139.7230	0.0100	-0.0100		
10/1/2001	12:02:41	140.7230	53.5900	10.7350		140.7230	0.0100	-0.0100		
10/1/2001	12:03:41	141.7230	53.5800	10.7300		141.7230	0.0050	-0.0050		
10/1/2001	12:04:41	142.7230	53.5900	10.7350		142.7230	0.0100	-0.0100		
10/1/2001	12:05:41	143.7230	53.5900	10.7370		143.7230	0.0120	-0.0120		
10/1/2001	12:06:41	144.7230	53.5900	10.7350		144.7230	0.0100	-0.0100		
10/1/2001	12:07:41	145.7230	53.5900	10.7350		145.7230	0.0100	-0.0100		
10/1/2001	12:08:41	146.7230	53.5900	10.7350		146.7230	0.0100	-0.0100		
10/1/2001	12:09:41	147.7230	53.5800	10.7350		147.7230	0.0100	-0.0100		
10/1/2001	12:10:41	148.7230	53.5900	10.7280		148.7230	0.0030	-0.0030		
10/1/2001	12:11:41	149.7230	53.5900	10.7300		149.7230	0.0050	-0.0050		
10/1/2001	12:12:41	150.7230	53.5900	10.7350		150.7230	0.0100	-0.0100		
10/1/2001	12:13:41	151.7230	53.5900	10.7350		151.7230	0.0100	-0.0100		
10/1/2001	12:14:41	152.7230	53.5800	10.7370		152.7230	0.0120	-0.0120		
10/1/2001	12:15:41	153.7230	53.5900	10.7350		153.7230	0.0100	-0.0100		
10/1/2001	12:16:41	154.7230	53.5900	10.7350		154.7230	0.0100	-0.0100		
10/1/2001	12:17:41	155.7230	53.5900	10.7350		155.7230	0.0100	-0.0100		
10/1/2001	12:18:41	156.7230	53.5900	10.7320		156.7230	0.0070	-0.0070		
10/1/2001	12:19:41	157.7230	53.5900	10.7350		157.7230	0.0100	-0.0100		
10/1/2001	12:20:41	158.7230	53.5900	10.7320		158.7230	0.0070	-0.0070		
10/1/2001	12:21:41	159.7230	53.5900	10.7320		159.7230	0.0070	-0.0070		
10/1/2001	12:22:41	160.7230	53.5800	10.7300		160.7230	0.0050	-0.0050		
10/1/2001	12:23:41	161.7230	53.5900	10.7300		161.7230	0.0050	-0.0050		
10/1/2001	12:24:41	162.7230	53.5800	10.7300		162.7230	0.0050	-0.0050		
10/1/2001	12:25:41	163.7230	53.5900	10.7350		163.7230	0.0100	-0.0100		
10/1/2001	12:26:41	164.7230	53.5900	10.7320		164.7230	0.0070	-0.0070		
10/1/2001	12:27:41	165.7230	53.5800	10.7280		165.7230	0.0030	-0.0030		
10/1/2001	12:28:41	166.7230	53.5900	10.7300		166.7230	0.0050	-0.0050		
10/1/2001	12:29:41	167.7230	53.5900	10.7300		167.7230	0.0050	-0.0050		
10/1/2001	12:30:41	168.7230	53.5900	10.7320		168.7230	0.0070	-0.0070		
10/1/2001	12:31:41	169.7230	53.5800	10.7300		169.7230	0.0050	-0.0050		
10/1/2001	12:32:41	170.7230	53.5900	10.7280		170.7230	0.0030	-0.0030		
10/1/2001	12:33:41	171.7230	53.5800	10.7250		171.7230	0.0000	0.0000		
10/1/2001	12:34:41	172.7230	53.5900	10.7280		172.7230	0.0030	-0.0030		
10/1/2001	12:35:41	173.7230	53.5900	10.7320		173.7230	0.0070	-0.0070		
10/1/2001	12:36:41	174.7230	53.5900	10.7320		174.7230	0.0070	-0.0070		
10/1/2001	12:37:41	175.7230	53.5900	10.7350		175.7230	0.0100	-0.0100		
10/1/2001	12:38:41	176.7230	53.5800	10.7350		176.7230	0.0100	-0.0100		
10/1/2001	12:39:41	177.7230	53.5800	10.7300		177.7230	0.0050	-0.0050		
10/1/2001	12:40:41	178.7230	53.5900	10.7280		178.7230	0.0030	-0.0030		
10/1/2001	12:41:41	179.7230	53.5900	10.7300		179.7230	0.0050	-0.0050		
10/1/2001	12:42:41	180.7230	53.5900	10.7300		180.7230	0.0050	-0.0050		
10/1/2001	12:43:41	181.7230	53.5800	10.7300		181.7230	0.0050	-0.0050		
10/1/2001	12:44:41	182.7230	53.5900	10.7300		182.7230	0.0050	-0.0050		
10/1/2001	12:45:41	183.7230	53.5800	10.7320		183.7230	0.0070	-0.0070		
10/1/2001	12:46:41	184.7230	53.5800	10.7250		184.7230	0.0000	0.0000		
10/1/2001	12:47:41	185.7230	53.5900	10.7250		185.7230	0.0000	0.0000		
10/1/2001	12:48:41	186.7230	53.5800	10.7300		186.7230	0.0050	-0.0050		
10/1/2001	12:49:41	187.7230	53.5800	10.7300		187.7230	0.0050	-0.0050		
10/1/2001	12:50:41	188.7230	53.5800	10.7320		188.7230	0.0070	-0.0070		
10/1/2001	12:51:41	189.7230	53.5800	10.7300		189.7230	0.0050	-0.0050		
10/1/2001	12:52:41	190.7230	53.5800	10.7320		190.7230	0.0070	-0.0070		
10/1/2001	12:53:41	191.7230	53.5800	10.7350		191.7230	0.0100	-0.0100		
10/1/2001	12:54:41	192.7230	53.5900	10.7320		192.7230	0.0070	-0.0070		
10/1/2001	12:55:41	193.7230	53.5800	10.7350		193.7230	0.0100	-0.0100		
10/1/2001	12:56:41	194.7230	53.5800	10.7320		194.7230	0.0070	-0.0070		
10/1/2001	12:57:41	195.7230	53.5800	10.7320		195.7230	0.0070	-0.0070		

10/1/2001	12:58:41	196.7230	53.5800	10.7300		196.7230	0.0050	-0.0050		
10/1/2001	12:59:41	197.7230	53.5800	10.7320		197.7230	0.0070	-0.0070		
10/1/2001	13:00:41	198.7230	53.5800	10.7300		198.7230	0.0050	-0.0050		
10/1/2001	13:01:41	199.7230	53.5800	10.7280		199.7230	0.0030	-0.0030		
10/1/2001	13:02:41	200.7230	53.5900	10.7300		200.7230	0.0050	-0.0050		
10/1/2001	13:03:41	201.7230	53.5800	10.7300		201.7230	0.0050	-0.0050		
10/1/2001	13:04:41	202.7230	53.5800	10.7300		202.7230	0.0050	-0.0050		
10/1/2001	13:05:41	203.7230	53.5800	10.7280		203.7230	0.0030	-0.0030		
10/1/2001	13:06:41	204.7230	53.5800	10.7280		204.7230	0.0030	-0.0030		
10/1/2001	13:07:41	205.7230	53.5900	10.7300		205.7230	0.0050	-0.0050		
10/1/2001	13:08:41	206.7230	53.5800	10.7350		206.7230	0.0100	-0.0100		
10/1/2001	13:09:41	207.7230	53.5800	10.7320		207.7230	0.0070	-0.0070		
10/1/2001	13:10:41	208.7230	53.5800	10.7280		208.7230	0.0030	-0.0030		
10/1/2001	13:11:41	209.7230	53.5800	10.7250		209.7230	0.0000	0.0000		
10/1/2001	13:12:41	210.7230	53.5800	10.7300		210.7230	0.0050	-0.0050		
10/1/2001	13:13:41	211.7230	53.5800	10.7280		211.7230	0.0030	-0.0030		
10/1/2001	13:14:41	212.7230	53.5800	10.7300		212.7230	0.0050	-0.0050		
10/1/2001	13:15:41	213.7230	53.5800	10.7250		213.7230	0.0000	0.0000		
10/1/2001	13:16:41	214.7230	53.5800	10.7300		214.7230	0.0050	-0.0050		
10/1/2001	13:17:41	215.7230	53.5800	10.7300		215.7230	0.0050	-0.0050		
10/1/2001	13:18:41	216.7230	53.5800	10.7280		216.7230	0.0030	-0.0030		
10/1/2001	13:19:41	217.7230	53.5800	10.7280		217.7230	0.0030	-0.0030		
10/1/2001	13:20:41	218.7230	53.5800	10.7250		218.7230	0.0000	0.0000		
10/1/2001	13:21:41	219.7230	53.5800	10.7300		219.7230	0.0050	-0.0050		
10/1/2001	13:22:41	220.7230	53.5800	10.7300		220.7230	0.0050	-0.0050		
10/1/2001	13:23:41	221.7230	53.5800	10.7280		221.7230	0.0030	-0.0030		
10/1/2001	13:24:41	222.7230	53.5800	10.7250		222.7230	0.0000	0.0000		
10/1/2001	13:25:41	223.7230	53.5800	10.7280		223.7230	0.0030	-0.0030		
10/1/2001	13:26:41	224.7230	53.5800	10.7300		224.7230	0.0050	-0.0050		
10/1/2001	13:27:41	225.7230	53.5800	10.7280		225.7230	0.0030	-0.0030		
10/1/2001	13:28:41	226.7230	53.5800	10.7280		226.7230	0.0030	-0.0030		
10/1/2001	13:29:41	227.7230	53.5800	10.7250		227.7230	0.0000	0.0000		
10/1/2001	13:30:41	228.7230	53.5800	10.7250		228.7230	0.0000	0.0000		
10/1/2001	13:31:41	229.7230	53.5800	10.7250		229.7230	0.0000	0.0000		
10/1/2001	13:32:41	230.7230	53.5800	10.7210		230.7230	-0.0040	0.0040		
10/1/2001	13:33:41	231.7230	53.5800	10.7210		231.7230	-0.0040	0.0040		
10/1/2001	13:34:41	232.7230	53.5800	10.7180		232.7230	-0.0070	0.0070		
10/1/2001	13:35:41	233.7230	53.5800	10.7210		233.7230	-0.0040	0.0040		
10/1/2001	13:36:41	234.7230	53.5800	10.7250		234.7230	0.0000	0.0000		
10/1/2001	13:37:41	235.7230	53.5900	10.7250		235.7230	0.0000	0.0000		
10/1/2001	13:38:41	236.7230	53.5800	10.7250		236.7230	0.0000	0.0000		
10/1/2001	13:39:41	237.7230	53.5800	10.7250		237.7230	0.0000	0.0000		
10/1/2001	13:40:41	238.7230	53.5800	10.7210		238.7230	-0.0040	0.0040		
10/1/2001	13:41:41	239.7230	53.5800	10.7230		239.7230	-0.0020	0.0020		
10/1/2001	13:42:41	240.7230	53.5800	10.7300		240.7230	0.0050	-0.0050		
10/1/2001	13:43:41	241.7230	53.5800	10.7300		241.7230	0.0050	-0.0050		
10/1/2001	13:44:41	242.7230	53.5800	10.7300		242.7230	0.0050	-0.0050		
10/1/2001	13:45:41	243.7230	53.5800	10.7300		243.7230	0.0050	-0.0050		
10/1/2001	13:46:41	244.7230	53.5800	10.7250		244.7230	0.0000	0.0000		
10/1/2001	13:47:41	245.7230	53.5800	10.7280		245.7230	0.0030	-0.0030		
10/1/2001	13:48:41	246.7230	53.5800	10.7280		246.7230	0.0030	-0.0030		
10/1/2001	13:49:41	247.7230	53.5800	10.7250		247.7230	0.0000	0.0000		
10/1/2001	13:50:41	248.7230	53.5800	10.7250		248.7230	0.0000	0.0000		
10/1/2001	13:51:41	249.7230	53.5800	10.7250		249.7230	0.0000	0.0000		
10/1/2001	13:52:41	250.7230	53.5800	10.7250		250.7230	0.0000	0.0000		
10/1/2001	13:53:41	251.7230	53.5800	10.7280		251.7230	0.0030	-0.0030		
10/1/2001	13:54:41	252.7230	53.5900	10.7250		252.7230	0.0000	0.0000		
10/1/2001	13:55:41	253.7230	53.5800	10.7280		253.7230	0.0030	-0.0030		
10/1/2001	13:56:41	254.7230	53.5800	10.7250		254.7230	0.0000	0.0000		
10/1/2001	13:57:41	255.7230	53.5800	10.7180		255.7230	-0.0070	0.0070		

10/1/2001	13:58:41	256.7230	53.5800	10.7210		256.7230	-0.0040	0.0040		
10/1/2001	13:59:41	257.7230	53.5800	10.7210		257.7230	-0.0040	0.0040		
10/1/2001	14:00:41	258.7230	53.5800	10.7280		258.7230	0.0030	-0.0030		
10/1/2001	14:01:41	259.7230	53.5800	10.7250		259.7230	0.0000	0.0000		
10/1/2001	14:02:41	260.7230	53.5800	10.7250		260.7230	0.0000	0.0000		
10/1/2001	14:03:41	261.7230	53.5800	10.7250		261.7230	0.0000	0.0000		
10/1/2001	14:04:41	262.7230	53.5800	10.7140		262.7230	-0.0110	0.0110		
10/1/2001	14:05:41	263.7230	53.5800	10.7250		263.7230	0.0000	0.0000		
10/1/2001	14:06:41	264.7230	53.5800	10.7280		264.7230	0.0030	-0.0030		
10/1/2001	14:07:41	265.7230	53.5800	10.7250		265.7230	0.0000	0.0000		
10/1/2001	14:08:41	266.7230	53.5800	10.7250		266.7230	0.0000	0.0000		
10/1/2001	14:09:41	267.7230	53.5900	10.7250		267.7230	0.0000	0.0000		
10/1/2001	14:10:41	268.7230	53.5800	10.7210		268.7230	0.0000	0.0000		
10/1/2001	14:11:41	269.7230	53.5800	10.7210		269.7230	-0.0040	0.0040		
10/1/2001	14:12:41	270.7230	53.5800	10.7180		270.7230	-0.0070	0.0070		
10/1/2001	14:13:41	271.7230	53.5800	10.7250		271.7230	0.0000	0.0000		
10/1/2001	14:14:41	272.7230	53.5800	10.7230		272.7230	-0.0020	0.0020		
10/1/2001	14:15:41	273.7230	53.5900	10.7210		273.7230	-0.0040	0.0040		
10/1/2001	14:16:41	274.7230	53.5800	10.7230		274.7230	-0.0020	0.0020		
10/1/2001	14:17:41	275.7230	53.5800	10.7180		275.7230	-0.0070	0.0070		
10/1/2001	14:18:41	276.7230	53.5800	10.7210		276.7230	-0.0040	0.0040		
10/1/2001	14:19:41	277.7230	53.5800	10.7180		277.7230	-0.0070	0.0070		
10/1/2001	14:20:41	278.7230	53.5800	10.7180		278.7230	-0.0070	0.0070		
10/1/2001	14:21:41	279.7230	53.5800	10.7230		279.7230	-0.0020	0.0020		
10/1/2001	14:22:41	280.7230	53.7600	10.7210		280.7230	-0.0040	0.0040		
10/1/2001	14:23:41	281.7230	53.9300	10.7250		281.7230	0.0000	0.0000		

IN_SITU INC.	Troll	
Report generated:	3/15/2003	17:01:33
Report from file:		
DataMgr Version	2.12	
Serial number:	11280	
Firmware Version	6.24	
Unit name:	SP4000	
Test name:		LL2mw267 slugout
Test defined on:	10/2/2001	10:05:57
Test started on:	10/2/2001	10:06:40
Test stopped on:	10/2/2001	13:59:46
Test extracted on:	10/2/2001	14:00:07
Data gathered using Logarithmic testing		
Maximum time between data points:	1.0000	Minutes.
Number of data samples:	326	
TOTAL DATA SAMPLES		
	326	
Channel number [1]		
Measurement type:	Temperature	
Channel name:	OnBoard Temp	
Channel number [2]		
Measurement type:	Pressure/Level	
Channel name:	OnBoard Pressure	
Sensor Range:	15 PSI.	
Specific gravity:	1	
Mode:	TOC	
User-defined reference:	12.78	Feet H2O
Referenced on:	channel definition.	
Pressure head at reference:	0	Feet H2O



LL2MO267					AqtwSolv	Final	Point	Point	Check
					Max	Chan[2]	ET	Chan[2]	
					(min)	Feet H2O	(min)	Feet H2O	
					232.7230	3.3660	5.0000	3.3960	Rise
						Rise	Fall		
				L		d	-d		
			Chan[1]	Chan[2]		Chan[2]	Chan[2]		
Date	Time	ET (min)	Fahrenheit	Feet H2O	ET (min)	Feet H2O	Feet H2O		
10/2/2001	10:06:40	0.0000	53.4000	3.7590	0.0000	0.3930	-0.3930		
10/2/2001	10:06:40	0.0050	53.4000	5.2210	0.0050	1.8550	-1.8550		
10/2/2001	10:06:40	0.0100	53.4100	4.5940	0.0100	1.2280	-1.2280		
10/2/2001	10:06:40	0.0150	53.4200	4.5680	0.0150	1.2020	-1.2020		
10/2/2001	10:06:41	0.0200	53.4200	4.5820	0.0200	1.2160	-1.2160		
10/2/2001	10:06:41	0.0250	53.4300	4.5640	0.0250	1.1980	-1.1980		
10/2/2001	10:06:41	0.0300	53.4300	4.5430	0.0300	1.1770	-1.1770		
10/2/2001	10:06:42	0.0350	53.4400	4.5240	0.0350	1.1580	-1.1580		
10/2/2001	10:06:42	0.0400	53.4400	4.7940	0.0400	1.4280	-1.4280		
10/2/2001	10:06:42	0.0450	53.4500	4.5470	0.0450	1.1810	-1.1810		
10/2/2001	10:06:43	0.0500	53.4600	4.4390	0.0500	1.0730	-1.0730		
10/2/2001	10:06:43	0.0550	53.4600	4.3350	0.0550	0.9690	-0.9690		
10/2/2001	10:06:43	0.0600	53.4700	4.3650	0.0600	0.9990	-0.9990		
10/2/2001	10:06:43	0.0650	53.4700	4.3540	0.0650	0.9880	-0.9880		
10/2/2001	10:06:44	0.0700	53.4700	4.3400	0.0700	0.9740	-0.9740		
10/2/2001	10:06:44	0.0750	53.4800	4.3240	0.0750	0.9580	-0.9580		
10/2/2001	10:06:44	0.0800	53.4800	4.3150	0.0800	0.9490	-0.9490		
10/2/2001	10:06:45	0.0850	53.4800	4.2980	0.0850	0.9320	-0.9320		
10/2/2001	10:06:45	0.0900	53.5100	4.2910	0.0900	0.9250	-0.9250		
10/2/2001	10:06:45	0.0950	53.5100	4.2940	0.0950	0.9280	-0.9280		
10/2/2001	10:06:46	0.1000	53.5100	4.2960	0.1000	0.9300	-0.9300		
10/2/2001	10:06:46	0.1058	53.5200	4.2680	0.1058	0.9020	-0.9020		
10/2/2001	10:06:46	0.1120	53.5200	4.2250	0.1120	0.8590	-0.8590		
10/2/2001	10:06:47	0.1185	53.5200	4.2430	0.1185	0.8770	-0.8770		
10/2/2001	10:06:47	0.1255	53.5300	4.2130	0.1255	0.8470	-0.8470		
10/2/2001	10:06:47	0.1328	53.5300	4.2150	0.1328	0.8490	-0.8490		
10/2/2001	10:06:48	0.1407	53.5300	4.1880	0.1407	0.8220	-0.8220		
10/2/2001	10:06:48	0.1490	53.5500	4.2060	0.1490	0.8400	-0.8400		
10/2/2001	10:06:49	0.1578	53.5500	4.1780	0.1578	0.8120	-0.8120		
10/2/2001	10:06:50	0.1672	53.5600	4.1740	0.1672	0.8080	-0.8080		
10/2/2001	10:06:50	0.1770	53.5700	4.1280	0.1770	0.7620	-0.7620		
10/2/2001	10:06:51	0.1875	53.5800	4.1070	0.1875	0.7410	-0.7410		
10/2/2001	10:06:51	0.1985	53.5800	4.0820	0.1985	0.7160	-0.7160		
10/2/2001	10:06:52	0.2102	53.5800	4.0720	0.2102	0.7060	-0.7060		
10/2/2001	10:06:53	0.2227	53.5900	4.0450	0.2227	0.6790	-0.6790		
10/2/2001	10:06:54	0.2358	53.6100	4.0170	0.2358	0.6510	-0.6510		
10/2/2001	10:06:54	0.2498	53.6100	3.9940	0.2498	0.6280	-0.6280		
10/2/2001	10:06:55	0.2647	53.6100	3.9690	0.2647	0.6030	-0.6030		
10/2/2001	10:06:56	0.2803	53.6100	3.9430	0.2803	0.5770	-0.5770		
10/2/2001	10:06:57	0.2970	53.6100	3.9200	0.2970	0.5540	-0.5540		
10/2/2001	10:06:58	0.3147	53.6100	3.8990	0.3147	0.5330	-0.5330		
10/2/2001	10:07:00	0.3333	53.6100	3.8760	0.3333	0.5100	-0.5100		
10/2/2001	10:07:01	0.3532	53.6100	3.8510	0.3532	0.4850	-0.4850		
10/2/2001	10:07:02	0.3742	53.6100	3.8300	0.3742	0.4640	-0.4640		
10/2/2001	10:07:03	0.3963	53.6200	3.8050	0.3963	0.4390	-0.4390		
10/2/2001	10:07:05	0.4198	53.6200	3.7860	0.4198	0.4200	-0.4200		
10/2/2001	10:07:06	0.4447	53.6200	3.7630	0.4447	0.3970	-0.3970		
10/2/2001	10:07:08	0.4697	53.6200	3.7400	0.4697	0.3740	-0.3740		
10/2/2001	10:07:09	0.4963	53.6200	3.7220	0.4963	0.3560	-0.3560		

10/2/2001	10:07:11	0.5247	53.6200	3.7030	0.5247	0.3370	-0.3370
10/2/2001	10:07:13	0.5547	53.6200	3.6820	0.5547	0.3160	-0.3160
10/2/2001	10:07:15	0.5863	53.6200	3.6690	0.5863	0.3030	-0.3030
10/2/2001	10:07:17	0.6213	53.6200	3.6500	0.6213	0.2840	-0.2840
10/2/2001	10:07:19	0.6580	53.6200	3.5330	0.6580	0.1670	-0.1670
10/2/2001	10:07:21	0.6963	53.6200	3.5990	0.6963	0.2330	-0.2330
10/2/2001	10:07:24	0.7380	53.6100	3.5810	0.7380	0.2150	-0.2150
10/2/2001	10:07:26	0.7813	53.6100	3.5670	0.7813	0.2010	-0.2010
10/2/2001	10:07:29	0.8280	53.6100	3.5530	0.8280	0.1870	-0.1870
10/2/2001	10:07:32	0.8763	53.6100	3.5390	0.8763	0.1730	-0.1730
10/2/2001	10:07:35	0.9280	53.6100	3.5280	0.9280	0.1620	-0.1620
10/2/2001	10:07:38	0.9830	53.6100	3.5140	0.9830	0.1480	-0.1480
10/2/2001	10:07:42	1.0413	53.6100	3.5050	1.0413	0.1390	-0.1390
10/2/2001	10:07:46	1.1030	53.6100	3.4930	1.1030	0.1270	-0.1270
10/2/2001	10:07:50	1.1680	53.5900	3.4840	1.1680	0.1180	-0.1180
10/2/2001	10:07:54	1.2380	53.5800	3.4750	1.2380	0.1090	-0.1090
10/2/2001	10:07:58	1.3113	53.5800	3.4660	1.3113	0.1000	-0.1000
10/2/2001	10:08:03	1.3897	53.5800	3.4560	1.3897	0.0900	-0.0900
10/2/2001	10:08:08	1.4730	53.5800	3.4520	1.4730	0.0860	-0.0860
10/2/2001	10:08:13	1.5613	53.5700	3.4450	1.5613	0.0790	-0.0790
10/2/2001	10:08:19	1.6547	53.5700	3.4400	1.6547	0.0740	-0.0740
10/2/2001	10:08:25	1.7530	53.5700	3.4240	1.7530	0.0580	-0.0580
10/2/2001	10:08:31	1.8580	53.5700	3.4220	1.8580	0.0560	-0.0560
10/2/2001	10:08:38	1.9680	53.5600	3.4170	1.9680	0.0510	-0.0510
10/2/2001	10:08:45	2.0847	53.5600	3.4130	2.0847	0.0470	-0.0470
10/2/2001	10:08:52	2.2097	53.5600	3.4100	2.2097	0.0440	-0.0440
10/2/2001	10:09:00	2.3413	53.5600	3.4080	2.3413	0.0420	-0.0420
10/2/2001	10:09:08	2.4813	53.5500	3.4080	2.4813	0.0420	-0.0420
10/2/2001	10:09:17	2.6297	53.5500	3.4030	2.6297	0.0370	-0.0370
10/2/2001	10:09:27	2.7863	53.5500	3.4030	2.7863	0.0370	-0.0370
10/2/2001	10:09:37	2.9530	53.5400	3.4030	2.9530	0.0370	-0.0370
10/2/2001	10:09:47	3.1297	53.5400	3.4030	3.1297	0.0370	-0.0370
10/2/2001	10:09:58	3.3163	53.5300	3.4030	3.3163	0.0370	-0.0370
10/2/2001	10:10:10	3.5147	53.5400	3.4030	3.5147	0.0370	-0.0370
10/2/2001	10:10:23	3.7247	53.5300	3.4010	3.7247	0.0350	-0.0350
10/2/2001	10:10:36	3.9463	53.5300	3.4010	3.9463	0.0350	-0.0350
10/2/2001	10:10:50	4.1813	53.5200	3.3990	4.1813	0.0330	-0.0330
10/2/2001	10:11:05	4.4297	53.5200	3.3960	4.4297	0.0300	-0.0300
10/2/2001	10:11:21	4.6930	53.5100	3.3960	4.6930	0.0300	-0.0300
10/2/2001	10:11:38	4.9730	53.5100	3.3960	4.9730	0.0300	-0.0300
10/2/2001	10:11:56	5.2697	53.5000	3.3960	5.2697	0.0300	-0.0300
10/2/2001	10:12:14	5.5830	53.4800	3.3940	5.5830	0.0280	-0.0280
10/2/2001	10:12:34	5.9147	53.4800	3.3920	5.9147	0.0260	-0.0260
10/2/2001	10:12:55	6.2663	53.4700	3.3940	6.2663	0.0280	-0.0280
10/2/2001	10:13:18	6.6397	53.4600	3.3920	6.6397	0.0260	-0.0260
10/2/2001	10:13:42	7.0347	53.4500	3.3920	7.0347	0.0260	-0.0260
10/2/2001	10:14:07	7.4530	53.4400	3.3920	7.4530	0.0260	-0.0260
10/2/2001	10:14:33	7.8963	53.4200	3.3920	7.8963	0.0260	-0.0260
10/2/2001	10:15:01	8.3663	53.4100	3.3920	8.3663	0.0260	-0.0260
10/2/2001	10:15:31	8.8647	53.3900	3.3920	8.8647	0.0260	-0.0260
10/2/2001	10:16:03	9.3913	53.3800	3.3900	9.3913	0.0240	-0.0240
10/2/2001	10:16:36	9.9497	53.3700	3.3900	9.9497	0.0240	-0.0240
10/2/2001	10:17:12	10.5413	53.3500	3.3900	10.5413	0.0240	-0.0240
10/2/2001	10:17:50	11.1680	53.3300	3.3900	11.1680	0.0240	-0.0240
10/2/2001	10:18:29	11.8313	53.3200	3.3900	11.8313	0.0240	-0.0240
10/2/2001	10:19:12	12.5347	53.3100	3.3900	12.5347	0.0240	-0.0240
10/2/2001	10:19:56	13.2797	53.3000	3.3900	13.2797	0.0240	-0.0240
10/2/2001	10:20:44	14.0697	53.2900	3.3900	14.0697	0.0240	-0.0240
10/2/2001	10:21:34	14.9063	53.2900	3.3870	14.9063	0.0210	-0.0210
10/2/2001	10:22:27	15.7913	53.2900	3.3870	15.7913	0.0210	-0.0210


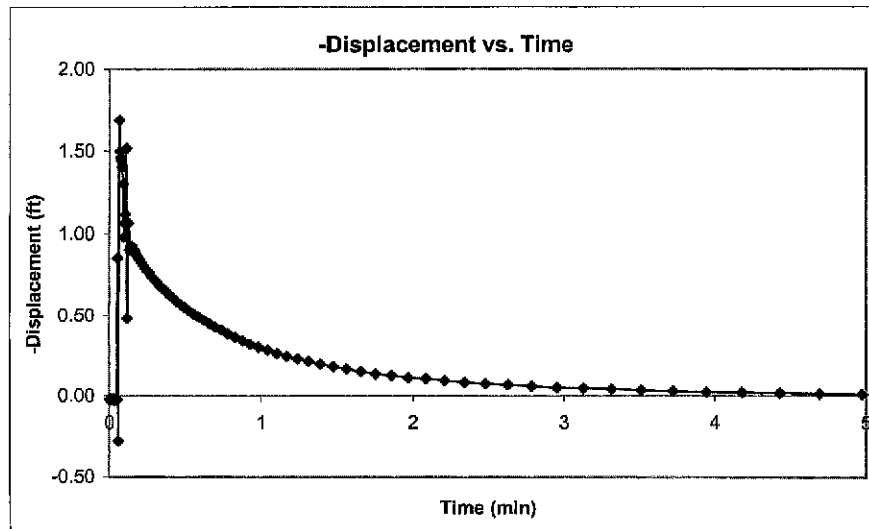
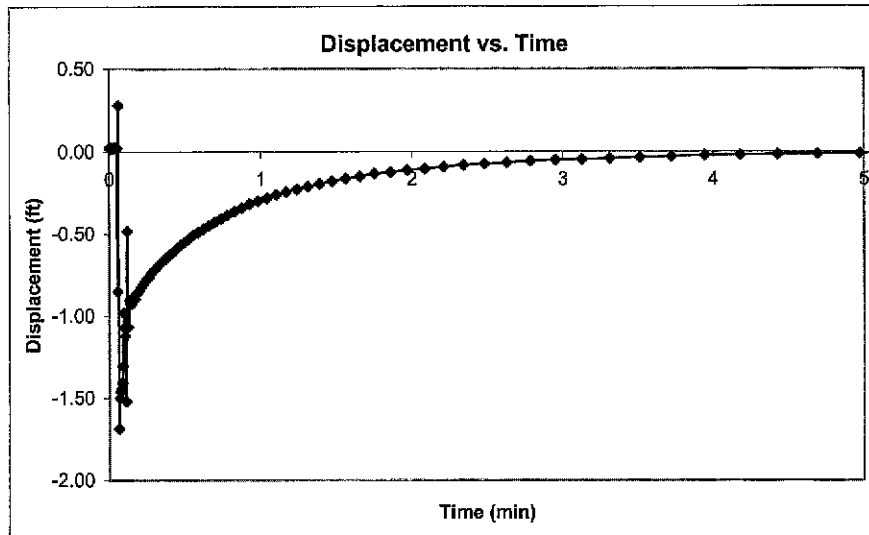
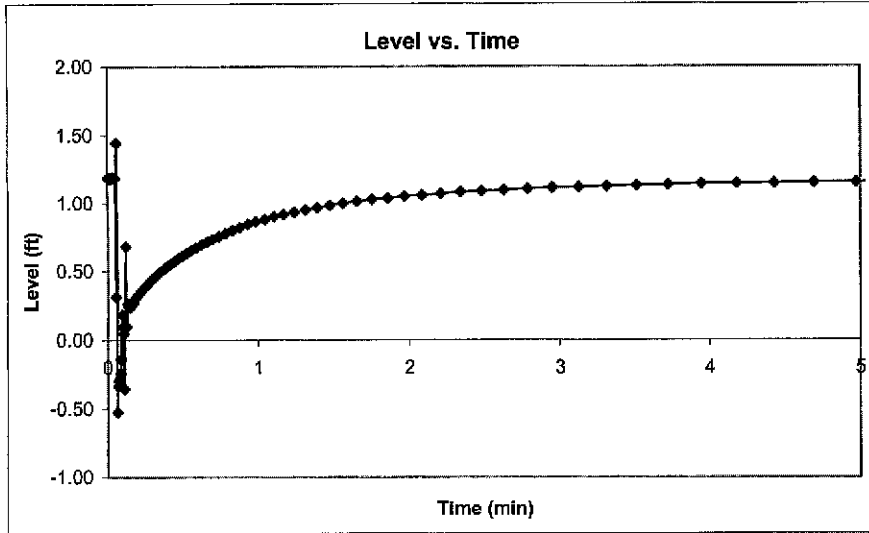
10/2/2001	10:23:23	16.7297	53.3000	3.3870		16.7297	0.0210	-0.0210		
10/2/2001	10:24:23	17.7230	53.3000	3.3850		17.7230	0.0190	-0.0190		
10/2/2001	10:25:23	18.7230	53.3000	3.3870		18.7230	0.0210	-0.0210		
10/2/2001	10:26:23	19.7230	53.3000	3.3870		19.7230	0.0210	-0.0210		
10/2/2001	10:27:23	20.7230	53.3000	3.3850		20.7230	0.0190	-0.0190		
10/2/2001	10:28:23	21.7230	53.2900	3.3850		21.7230	0.0190	-0.0190		
10/2/2001	10:29:23	22.7230	53.2900	3.3850		22.7230	0.0190	-0.0190		
10/2/2001	10:30:23	23.7230	53.2900	3.3850		23.7230	0.0190	-0.0190		
10/2/2001	10:31:23	24.7230	53.2900	3.3850		24.7230	0.0190	-0.0190		
10/2/2001	10:32:23	25.7230	53.2900	3.3850		25.7230	0.0190	-0.0190		
10/2/2001	10:33:23	26.7230	53.2800	3.3850		26.7230	0.0190	-0.0190		
10/2/2001	10:34:23	27.7230	53.2800	3.3850		27.7230	0.0190	-0.0190		
10/2/2001	10:35:23	28.7230	53.2800	3.3850		28.7230	0.0190	-0.0190		
10/2/2001	10:36:23	29.7230	53.2800	3.3850		29.7230	0.0190	-0.0190		
10/2/2001	10:37:23	30.7230	53.2900	3.3850		30.7230	0.0190	-0.0190		
10/2/2001	10:38:23	31.7230	53.2900	3.3850		31.7230	0.0190	-0.0190		
10/2/2001	10:39:23	32.7230	53.3000	3.3850		32.7230	0.0190	-0.0190		
10/2/2001	10:40:23	33.7230	53.3100	3.3850		33.7230	0.0190	-0.0190		
10/2/2001	10:41:23	34.7230	53.3100	3.3850		34.7230	0.0190	-0.0190		
10/2/2001	10:42:23	35.7230	53.3300	3.3830		35.7230	0.0170	-0.0170		
10/2/2001	10:43:23	36.7230	53.3300	3.3850		36.7230	0.0190	-0.0190		
10/2/2001	10:44:23	37.7230	53.3400	3.3850		37.7230	0.0190	-0.0190		
10/2/2001	10:45:23	38.7230	53.3700	3.3850		38.7230	0.0190	-0.0190		
10/2/2001	10:46:23	39.7230	53.3800	3.3850		39.7230	0.0190	-0.0190		
10/2/2001	10:47:23	40.7230	53.3900	3.3850		40.7230	0.0190	-0.0190		
10/2/2001	10:48:23	41.7230	53.4000	3.3850		41.7230	0.0190	-0.0190		
10/2/2001	10:49:23	42.7230	53.4200	3.3850		42.7230	0.0190	-0.0190		
10/2/2001	10:50:23	43.7230	53.4200	3.3850		43.7230	0.0190	-0.0190		
10/2/2001	10:51:23	44.7230	53.4300	3.3830		44.7230	0.0170	-0.0170		
10/2/2001	10:52:23	45.7230	53.4400	3.3850		45.7230	0.0190	-0.0190		
10/2/2001	10:53:23	46.7230	53.4500	3.3850		46.7230	0.0190	-0.0190		
10/2/2001	10:54:23	47.7230	53.4600	3.3850		47.7230	0.0190	-0.0190		
10/2/2001	10:55:23	48.7230	53.4600	3.3830		48.7230	0.0170	-0.0170		
10/2/2001	10:56:23	49.7230	53.4600	3.3850		49.7230	0.0190	-0.0190		
10/2/2001	10:57:23	50.7230	53.4600	3.3830		50.7230	0.0170	-0.0170		
10/2/2001	10:58:23	51.7230	53.4700	3.3850		51.7230	0.0190	-0.0190		
10/2/2001	10:59:23	52.7230	53.4700	3.3850		52.7230	0.0190	-0.0190		
10/2/2001	11:00:23	53.7230	53.4800	3.3850		53.7230	0.0190	-0.0190		
10/2/2001	11:01:23	54.7230	53.4800	3.3850		54.7230	0.0190	-0.0190		
10/2/2001	11:02:23	55.7230	53.4800	3.3850		55.7230	0.0190	-0.0190		
10/2/2001	11:03:23	56.7230	53.5000	3.3850		56.7230	0.0190	-0.0190		
10/2/2001	11:04:23	57.7230	53.5100	3.3850		57.7230	0.0190	-0.0190		
10/2/2001	11:05:23	58.7230	53.5100	3.3850		58.7230	0.0190	-0.0190		
10/2/2001	11:06:23	59.7230	53.5200	3.3850		59.7230	0.0190	-0.0190		
10/2/2001	11:07:23	60.7230	53.5100	3.3850		60.7230	0.0190	-0.0190		
10/2/2001	11:08:23	61.7230	53.5200	3.3850		61.7230	0.0190	-0.0190		
10/2/2001	11:09:23	62.7230	53.5200	3.3850		62.7230	0.0190	-0.0190		
10/2/2001	11:10:23	63.7230	53.5200	3.3830		63.7230	0.0170	-0.0170		
10/2/2001	11:11:23	64.7230	53.5300	3.3850		64.7230	0.0190	-0.0190		
10/2/2001	11:12:23	65.7230	53.5300	3.3850		65.7230	0.0190	-0.0190		
10/2/2001	11:13:23	66.7230	53.5300	3.3850		66.7230	0.0190	-0.0190		
10/2/2001	11:14:23	67.7230	53.5300	3.3850		67.7230	0.0190	-0.0190		
10/2/2001	11:15:23	68.7230	53.5300	3.3850		68.7230	0.0190	-0.0190		
10/2/2001	11:16:23	69.7230	53.5300	3.3850		69.7230	0.0190	-0.0190		
10/2/2001	11:17:23	70.7230	53.5300	3.3850		70.7230	0.0190	-0.0190		
10/2/2001	11:18:23	71.7230	53.5300	3.3850		71.7230	0.0190	-0.0190		
10/2/2001	11:19:23	72.7230	53.5300	3.3850		72.7230	0.0190	-0.0190		
10/2/2001	11:20:23	73.7230	53.5300	3.3850		73.7230	0.0190	-0.0190		
10/2/2001	11:21:23	74.7230	53.5300	3.3850		74.7230	0.0190	-0.0190		
10/2/2001	11:22:23	75.7230	53.5300	3.3850		75.7230	0.0190	-0.0190		

10/2/2001	11:23:23	76.7230	53.5300	3.3850		76.7230	0.0190	-0.0190		
10/2/2001	11:24:23	77.7230	53.5400	3.3850		77.7230	0.0190	-0.0190		
10/2/2001	11:25:23	78.7230	53.5400	3.3850		78.7230	0.0190	-0.0190		
10/2/2001	11:26:23	79.7230	53.5400	3.3830		79.7230	0.0170	-0.0170		
10/2/2001	11:27:23	80.7230	53.5400	3.3850		80.7230	0.0190	-0.0190		
10/2/2001	11:28:23	81.7230	53.5400	3.3830		81.7230	0.0170	-0.0170		
10/2/2001	11:29:23	82.7230	53.5400	3.3830		82.7230	0.0170	-0.0170		
10/2/2001	11:30:23	83.7230	53.5400	3.3830		83.7230	0.0170	-0.0170		
10/2/2001	11:31:23	84.7230	53.5400	3.3830		84.7230	0.0170	-0.0170		
10/2/2001	11:32:23	85.7230	53.5400	3.3830		85.7230	0.0170	-0.0170		
10/2/2001	11:33:23	86.7230	53.5400	3.3830		86.7230	0.0170	-0.0170		
10/2/2001	11:34:23	87.7230	53.5400	3.3800		87.7230	0.0140	-0.0140		
10/2/2001	11:35:23	88.7230	53.5400	3.3800		88.7230	0.0140	-0.0140		
10/2/2001	11:36:23	89.7230	53.5400	3.3830		89.7230	0.0170	-0.0170		
10/2/2001	11:37:23	90.7230	53.5400	3.3830		90.7230	0.0170	-0.0170		
10/2/2001	11:38:23	91.7230	53.5400	3.3830		91.7230	0.0170	-0.0170		
10/2/2001	11:39:23	92.7230	53.5300	3.3830		92.7230	0.0170	-0.0170		
10/2/2001	11:40:23	93.7230	53.5400	3.3830		93.7230	0.0170	-0.0170		
10/2/2001	11:41:23	94.7230	53.5400	3.3830		94.7230	0.0170	-0.0170		
10/2/2001	11:42:23	95.7230	53.5300	3.3830		95.7230	0.0170	-0.0170		
10/2/2001	11:43:23	96.7230	53.5300	3.3830		96.7230	0.0170	-0.0170		
10/2/2001	11:44:23	97.7230	53.5300	3.3830		97.7230	0.0170	-0.0170		
10/2/2001	11:45:23	98.7230	53.5300	3.3830		98.7230	0.0170	-0.0170		
10/2/2001	11:46:23	99.7230	53.5300	3.3830		99.7230	0.0170	-0.0170		
10/2/2001	11:47:23	100.7230	53.5300	3.3830		100.7230	0.0170	-0.0170		
10/2/2001	11:48:23	101.7230	53.5200	3.3830		101.7230	0.0170	-0.0170		
10/2/2001	11:49:23	102.7230	53.5200	3.3830		102.7230	0.0170	-0.0170		
10/2/2001	11:50:23	103.7230	53.5200	3.3850		103.7230	0.0190	-0.0190		
10/2/2001	11:51:23	104.7230	53.5200	3.3830		104.7230	0.0170	-0.0170		
10/2/2001	11:52:23	105.7230	53.5200	3.3830		105.7230	0.0170	-0.0170		
10/2/2001	11:53:23	106.7230	53.5200	3.3830		106.7230	0.0170	-0.0170		
10/2/2001	11:54:23	107.7230	53.5200	3.3830		107.7230	0.0170	-0.0170		
10/2/2001	11:55:23	108.7230	53.5200	3.3830		108.7230	0.0170	-0.0170		
10/2/2001	11:56:23	109.7230	53.5100	3.3830		109.7230	0.0170	-0.0170		
10/2/2001	11:57:23	110.7230	53.5200	3.3830		110.7230	0.0170	-0.0170		
10/2/2001	11:58:23	111.7230	53.5100	3.3830		111.7230	0.0170	-0.0170		
10/2/2001	11:59:23	112.7230	53.5100	3.3830		112.7230	0.0170	-0.0170		
10/2/2001	12:00:23	113.7230	53.5100	3.3830		113.7230	0.0170	-0.0170		
10/2/2001	12:01:23	114.7230	53.5000	3.3830		114.7230	0.0170	-0.0170		
10/2/2001	12:02:23	115.7230	53.4800	3.3830		115.7230	0.0170	-0.0170		
10/2/2001	12:03:23	116.7230	53.4800	3.3830		116.7230	0.0170	-0.0170		
10/2/2001	12:04:23	117.7230	53.4800	3.3830		117.7230	0.0170	-0.0170		
10/2/2001	12:05:23	118.7230	53.4800	3.3830		118.7230	0.0170	-0.0170		
10/2/2001	12:06:23	119.7230	53.4800	3.3830		119.7230	0.0170	-0.0170		
10/2/2001	12:07:23	120.7230	53.4800	3.3830		120.7230	0.0170	-0.0170		
10/2/2001	12:08:23	121.7230	53.4800	3.3830		121.7230	0.0170	-0.0170		
10/2/2001	12:09:23	122.7230	53.4800	3.3830		122.7230	0.0170	-0.0170		
10/2/2001	12:10:23	123.7230	53.4700	3.3830		123.7230	0.0170	-0.0170		
10/2/2001	12:11:23	124.7230	53.4800	3.3830		124.7230	0.0170	-0.0170		
10/2/2001	12:12:23	125.7230	53.4700	3.3800		125.7230	0.0140	-0.0140		
10/2/2001	12:13:23	126.7230	53.4800	3.3800		126.7230	0.0140	-0.0140		
10/2/2001	12:14:23	127.7230	53.4700	3.3800		127.7230	0.0140	-0.0140		
10/2/2001	12:15:23	128.7230	53.4700	3.3800		128.7230	0.0140	-0.0140		
10/2/2001	12:16:23	129.7230	53.4800	3.3800		129.7230	0.0140	-0.0140		
10/2/2001	12:17:23	130.7230	53.4700	3.3830		130.7230	0.0170	-0.0170		
10/2/2001	12:18:23	131.7230	53.4700	3.3800		131.7230	0.0140	-0.0140		
10/2/2001	12:19:23	132.7230	53.4800	3.3830		132.7230	0.0170	-0.0170		
10/2/2001	12:20:23	133.7230	53.4800	3.3830		133.7230	0.0170	-0.0170		
10/2/2001	12:21:23	134.7230	53.4800	3.3830		134.7230	0.0170	-0.0170		
10/2/2001	12:22:23	135.7230	53.4700	3.3830		135.7230	0.0170	-0.0170		

10/2/2001	12:23:23	136.7230	53.4800	3.3800		136.7230	0.0140	-0.0140		
10/2/2001	12:24:23	137.7230	53.4800	3.3780		137.7230	0.0120	-0.0120		
10/2/2001	12:25:23	138.7230	53.4800	3.3800		138.7230	0.0140	-0.0140		
10/2/2001	12:26:23	139.7230	53.4700	3.3800		139.7230	0.0140	-0.0140		
10/2/2001	12:27:23	140.7230	53.4800	3.3800		140.7230	0.0140	-0.0140		
10/2/2001	12:28:23	141.7230	53.4800	3.3800		141.7230	0.0140	-0.0140		
10/2/2001	12:29:23	142.7230	53.4800	3.3800		142.7230	0.0140	-0.0140		
10/2/2001	12:30:23	143.7230	53.4800	3.3800		143.7230	0.0140	-0.0140		
10/2/2001	12:31:23	144.7230	53.4800	3.3800		144.7230	0.0140	-0.0140		
10/2/2001	12:32:23	145.7230	53.4800	3.3800		145.7230	0.0140	-0.0140		
10/2/2001	12:33:23	146.7230	53.4800	3.3780		146.7230	0.0120	-0.0120		
10/2/2001	12:34:23	147.7230	53.4800	3.3800		147.7230	0.0140	-0.0140		
10/2/2001	12:35:23	148.7230	53.4800	3.3800		148.7230	0.0140	-0.0140		
10/2/2001	12:36:23	149.7230	53.4800	3.3800		149.7230	0.0140	-0.0140		
10/2/2001	12:37:23	150.7230	53.4800	3.3800		150.7230	0.0140	-0.0140		
10/2/2001	12:38:23	151.7230	53.4800	3.3780		151.7230	0.0120	-0.0120		
10/2/2001	12:39:23	152.7230	53.4800	3.3780		152.7230	0.0120	-0.0120		
10/2/2001	12:40:23	153.7230	53.4800	3.3800		153.7230	0.0140	-0.0140		
10/2/2001	12:41:23	154.7230	53.4800	3.3800		154.7230	0.0140	-0.0140		
10/2/2001	12:42:23	155.7230	53.4800	3.3800		155.7230	0.0140	-0.0140		
10/2/2001	12:43:23	156.7230	53.4800	3.3800		156.7230	0.0140	-0.0140		
10/2/2001	12:44:23	157.7230	53.4800	3.3800		157.7230	0.0140	-0.0140		
10/2/2001	12:45:23	158.7230	53.4800	3.3800		158.7230	0.0140	-0.0140		
10/2/2001	12:46:23	159.7230	53.4800	3.3800		159.7230	0.0140	-0.0140		
10/2/2001	12:47:23	160.7230	53.4800	3.3800		160.7230	0.0140	-0.0140		
10/2/2001	12:48:23	161.7230	53.4800	3.3800		161.7230	0.0140	-0.0140		
10/2/2001	12:49:23	162.7230	53.4800	3.3800		162.7230	0.0140	-0.0140		
10/2/2001	12:50:23	163.7230	53.4800	3.3780		163.7230	0.0120	-0.0120		
10/2/2001	12:51:23	164.7230	53.4800	3.3800		164.7230	0.0140	-0.0140		
10/2/2001	12:52:23	165.7230	53.4800	3.3800		165.7230	0.0140	-0.0140		
10/2/2001	12:53:23	166.7230	53.4800	3.3800		166.7230	0.0140	-0.0140		
10/2/2001	12:54:23	167.7230	53.4800	3.3800		167.7230	0.0140	-0.0140		
10/2/2001	12:55:23	168.7230	53.4700	3.3830		168.7230	0.0170	-0.0170		
10/2/2001	12:56:23	169.7230	53.4700	3.3800		169.7230	0.0140	-0.0140		
10/2/2001	12:57:23	170.7230	53.4700	3.3830		170.7230	0.0170	-0.0170		
10/2/2001	12:58:23	171.7230	53.4700	3.3800		171.7230	0.0140	-0.0140		
10/2/2001	12:59:23	172.7230	53.4700	3.3800		172.7230	0.0140	-0.0140		
10/2/2001	13:00:23	173.7230	53.4700	3.3800		173.7230	0.0140	-0.0140		
10/2/2001	13:01:23	174.7230	53.4700	3.3800		174.7230	0.0140	-0.0140		
10/2/2001	13:02:23	175.7230	53.4700	3.3800		175.7230	0.0140	-0.0140		
10/2/2001	13:03:23	176.7230	53.4700	3.3800		176.7230	0.0140	-0.0140		
10/2/2001	13:04:23	177.7230	53.4800	3.3800		177.7230	0.0140	-0.0140		
10/2/2001	13:05:23	178.7230	53.4700	3.3800		178.7230	0.0140	-0.0140		
10/2/2001	13:06:23	179.7230	53.4700	3.3800		179.7230	0.0140	-0.0140		
10/2/2001	13:07:23	180.7230	53.4800	3.3800		180.7230	0.0140	-0.0140		
10/2/2001	13:08:23	181.7230	53.4700	3.3800		181.7230	0.0140	-0.0140		
10/2/2001	13:09:23	182.7230	53.4700	3.3800		182.7230	0.0140	-0.0140		
10/2/2001	13:10:23	183.7230	53.4700	3.3800		183.7230	0.0140	-0.0140		
10/2/2001	13:11:23	184.7230	53.4700	3.3800		184.7230	0.0140	-0.0140		
10/2/2001	13:12:23	185.7230	53.4700	3.3830		185.7230	0.0170	-0.0170		
10/2/2001	13:13:23	186.7230	53.4700	3.3830		186.7230	0.0170	-0.0170		
10/2/2001	13:14:23	187.7230	53.4700	3.3800		187.7230	0.0140	-0.0140		
10/2/2001	13:15:23	188.7230	53.4700	3.3800		188.7230	0.0140	-0.0140		
10/2/2001	13:16:23	189.7230	53.4700	3.3800		189.7230	0.0140	-0.0140		
10/2/2001	13:17:23	190.7230	53.4700	3.3830		190.7230	0.0170	-0.0170		
10/2/2001	13:18:23	191.7230	53.4700	3.3800		191.7230	0.0140	-0.0140		
10/2/2001	13:19:23	192.7230	53.4700	3.3800		192.7230	0.0140	-0.0140		
10/2/2001	13:20:23	193.7230	53.4700	3.3800		193.7230	0.0140	-0.0140		
10/2/2001	13:21:23	194.7230	53.4700	3.3800		194.7230	0.0140	-0.0140		
10/2/2001	13:22:23	195.7230	53.4700	3.3780		195.7230	0.0120	-0.0120		

10/2/2001	13:23:23	196.7230	53.4700	3.3780		196.7230	0.0120	-0.0120		
10/2/2001	13:24:23	197.7230	53.4700	3.3780		197.7230	0.0120	-0.0120		
10/2/2001	13:25:23	198.7230	53.4700	3.3780		198.7230	0.0120	-0.0120		
10/2/2001	13:26:23	199.7230	53.4700	3.3780		199.7230	0.0120	-0.0120		
10/2/2001	13:27:23	200.7230	53.4600	3.3800		200.7230	0.0140	-0.0140		
10/2/2001	13:28:23	201.7230	53.4700	3.3780		201.7230	0.0120	-0.0120		
10/2/2001	13:29:23	202.7230	53.4700	3.3760		202.7230	0.0100	-0.0100		
10/2/2001	13:30:23	203.7230	53.4600	3.3760		203.7230	0.0100	-0.0100		
10/2/2001	13:31:23	204.7230	53.4700	3.3760		204.7230	0.0100	-0.0100		
10/2/2001	13:32:23	205.7230	53.4700	3.3780		205.7230	0.0120	-0.0120		
10/2/2001	13:33:23	206.7230	53.4700	3.3780		206.7230	0.0120	-0.0120		
10/2/2001	13:34:23	207.7230	53.4700	3.3760		207.7230	0.0100	-0.0100		
10/2/2001	13:35:23	208.7230	53.4700	3.3760		208.7230	0.0100	-0.0100		
10/2/2001	13:36:23	209.7230	53.4700	3.3760		209.7230	0.0100	-0.0100		
10/2/2001	13:37:23	210.7230	53.4600	3.3760		210.7230	0.0100	-0.0100		
10/2/2001	13:38:23	211.7230	53.4700	3.3760		211.7230	0.0100	-0.0100		
10/2/2001	13:39:23	212.7230	53.4700	3.3760		212.7230	0.0100	-0.0100		
10/2/2001	13:40:23	213.7230	53.4700	3.3760		213.7230	0.0100	-0.0100		
10/2/2001	13:41:23	214.7230	53.4700	3.3760		214.7230	0.0100	-0.0100		
10/2/2001	13:42:23	215.7230	53.4700	3.3760		215.7230	0.0100	-0.0100		
10/2/2001	13:43:23	216.7230	53.4700	3.3760		216.7230	0.0100	-0.0100		
10/2/2001	13:44:23	217.7230	53.4700	3.3760		217.7230	0.0100	-0.0100		
10/2/2001	13:45:23	218.7230	53.4600	3.3760		218.7230	0.0100	-0.0100		
10/2/2001	13:46:23	219.7230	53.4600	3.3760		219.7230	0.0100	-0.0100		
10/2/2001	13:47:23	220.7230	53.4600	3.3730		220.7230	0.0070	-0.0070		
10/2/2001	13:48:23	221.7230	53.4700	3.3760		221.7230	0.0100	-0.0100		
10/2/2001	13:49:23	222.7230	53.4600	3.3710		222.7230	0.0050	-0.0050		
10/2/2001	13:50:23	223.7230	53.4600	3.3660		223.7230	0.0000	0.0000		
10/2/2001	13:51:23	224.7230	53.4700	3.3710		224.7230	0.0050	-0.0050		
10/2/2001	13:52:23	225.7230	53.4700	3.3660		225.7230	0.0000	0.0000		
10/2/2001	13:53:23	226.7230	53.4700	3.3690		226.7230	0.0030	-0.0030		
10/2/2001	13:54:23	227.7230	53.4700	3.3710		227.7230	0.0050	-0.0050		
10/2/2001	13:55:23	228.7230	53.5500	3.3730		228.7230	0.0070	-0.0070		
10/2/2001	13:56:23	229.7230	53.6200	3.3690		229.7230	0.0030	-0.0030		
10/2/2001	13:57:23	230.7230	53.6700	3.3730		230.7230	0.0070	-0.0070		
10/2/2001	13:58:23	231.7230	53.8700	3.3710		231.7230	0.0050	-0.0050		
10/2/2001	13:59:23	232.7230	53.7900	3.3660		232.7230	0.0000	0.0000		

IN_SITU INC.	Troll	
Report generated:	3/15/2003	16:53:30
Report from file:		
DataMgr Version	2.12	
Serial number:	11280	
Firmware Version	6.24	
Unit name:	SP4000	
Test name:		LL2mw268 slug in
Test defined on:	10/3/2001	10:08:56
Test started on:	10/3/2001	10:10:34
Test stopped on:	10/3/2001	15:27:37
Test extracted on:	10/3/2001	15:27:45
Data gathered using Logarithmic testing		
Maximum time between data points:	1.0000	Minutes.
Number of data samples:	410	
TOTAL DATA SAMPLES	410	
Channel number [1]		
Measurement type:	Temperature	
Channel name:	OnBoard Temp	
Channel number [2]		
Measurement type:	Pressure/Level	
Channel name:	OnBoard Pressure	
Sensor Range:	15 PSI.	
Specific gravity:	1	
Mode:	TOC	
User-defined reference:	12.78	Feet H2O
Referenced on:	channel definition.	
Pressure head at reference:	0	Feet H2O



LL2MI268					AqtwSolv			Point	Point	Check
					Max	Final				
					ET	Chan[2]	ET	Chan[2]		
					(min)	Feet H2O	(min)	Feet H2O		
					316.7230	1.1640	5.0000	1.1540		Fall
						Rise	Fall			
						d	-d			
				L						
			Chan[1]	Chan[2]		Chan[2]	Chan[2]			
Date	Time	ET (min)	Fahrenheit	Feet H2O	ET (min)	Feet H2O	Feet H2O			
10/3/2001	10:10:34	0.0000	52.0300	1.1870	0.0000	0.0230	-0.0230			
10/3/2001	10:10:34	0.0050	52.0300	1.1820	0.0050	0.0180	-0.0180			
10/3/2001	10:10:34	0.0100	52.0300	1.1890	0.0100	0.0250	-0.0250			
10/3/2001	10:10:34	0.0150	52.0500	1.1870	0.0150	0.0230	-0.0230			
10/3/2001	10:10:35	0.0200	52.0500	1.1870	0.0200	0.0230	-0.0230			
10/3/2001	10:10:35	0.0250	52.0600	1.1840	0.0250	0.0200	-0.0200			
10/3/2001	10:10:35	0.0300	52.0600	1.1910	0.0300	0.0270	-0.0270			
10/3/2001	10:10:36	0.0350	52.0800	1.1910	0.0350	0.0270	-0.0270			
10/3/2001	10:10:36	0.0400	52.0800	1.1890	0.0400	0.0250	-0.0250			
10/3/2001	10:10:36	0.0450	52.0900	1.1890	0.0450	0.0250	-0.0250			
10/3/2001	10:10:37	0.0500	52.0900	1.1870	0.0500	0.0230	-0.0230			
10/3/2001	10:10:37	0.0550	52.1000	0.3120	0.0550	-0.8520	0.8520			
10/3/2001	10:10:37	0.0600	52.1000	1.4430	0.0600	0.2790	-0.2790			
10/3/2001	10:10:37	0.0650	52.1100	-0.5230	0.0650	-1.6870	1.6870			
10/3/2001	10:10:38	0.0700	52.1100	-0.3360	0.0700	-1.5000	1.5000			
10/3/2001	10:10:38	0.0750	52.1200	-0.2970	0.0750	-1.4610	1.4610			
10/3/2001	10:10:38	0.0800	52.1200	-0.2760	0.0800	-1.4400	1.4400			
10/3/2001	10:10:39	0.0850	52.1300	-0.2410	0.0850	-1.4050	1.4050			
10/3/2001	10:10:39	0.0900	52.1300	-0.1400	0.0900	-1.3040	1.3040			
10/3/2001	10:10:39	0.0950	52.1300	0.1830	0.0950	-0.9810	0.9810			
10/3/2001	10:10:40	0.1000	52.1400	0.0960	0.1000	-1.0680	1.0680			
10/3/2001	10:10:40	0.1058	52.1400	0.0430	0.1058	-1.1210	1.1210			
10/3/2001	10:10:40	0.1120	52.1500	-0.3540	0.1120	-1.5180	1.5180			
10/3/2001	10:10:41	0.1185	52.1500	0.6820	0.1185	-0.4820	0.4820			
10/3/2001	10:10:41	0.1255	52.1600	0.0980	0.1255	-1.0660	1.0660			
10/3/2001	10:10:41	0.1328	52.1600	0.2620	0.1328	-0.9020	0.9020			
10/3/2001	10:10:42	0.1407	52.1700	0.2410	0.1407	-0.9230	0.9230			
10/3/2001	10:10:42	0.1490	52.1700	0.2390	0.1490	-0.9250	0.9250			
10/3/2001	10:10:43	0.1578	52.1700	0.2620	0.1578	-0.9020	0.9020			
10/3/2001	10:10:44	0.1672	52.1800	0.2660	0.1672	-0.8980	0.8980			
10/3/2001	10:10:44	0.1770	52.2200	0.2920	0.1770	-0.8720	0.8720			
10/3/2001	10:10:45	0.1875	52.2200	0.3060	0.1875	-0.8580	0.8580			
10/3/2001	10:10:45	0.1985	52.2200	0.3220	0.1985	-0.8420	0.8420			
10/3/2001	10:10:46	0.2102	52.2300	0.3380	0.2102	-0.8260	0.8260			
10/3/2001	10:10:47	0.2227	52.2300	0.3560	0.2227	-0.8080	0.8080			
10/3/2001	10:10:48	0.2358	52.2400	0.3720	0.2358	-0.7920	0.7920			
10/3/2001	10:10:48	0.2498	52.2400	0.3910	0.2498	-0.7730	0.7730			
10/3/2001	10:10:49	0.2647	52.2500	0.4020	0.2647	-0.7620	0.7620			
10/3/2001	10:10:50	0.2803	52.2500	0.4250	0.2803	-0.7390	0.7390			
10/3/2001	10:10:51	0.2970	52.2500	0.4440	0.2970	-0.7200	0.7200			
10/3/2001	10:10:52	0.3147	52.2500	0.4600	0.3147	-0.7040	0.7040			
10/3/2001	10:10:54	0.3333	52.2500	0.4790	0.3333	-0.6850	0.6850			
10/3/2001	10:10:55	0.3532	52.2500	0.4970	0.3532	-0.6670	0.6670			
10/3/2001	10:10:56	0.3742	52.2600	0.5150	0.3742	-0.6490	0.6490			
10/3/2001	10:10:57	0.3963	52.2600	0.5360	0.3963	-0.6280	0.6280			
10/3/2001	10:10:59	0.4198	52.2500	0.5520	0.4198	-0.6120	0.6120			
10/3/2001	10:11:00	0.4447	52.2600	0.5750	0.4447	-0.5890	0.5890			
10/3/2001	10:11:02	0.4697	52.2600	0.5940	0.4697	-0.5700	0.5700			
10/3/2001	10:11:03	0.4963	52.2600	0.6120	0.4963	-0.5520	0.5520			
10/3/2001	10:11:05	0.5247	52.2600	0.6330	0.5247	-0.5310	0.5310			

10/3/2001	10:11:07	0.5547	52.2600	0.6540	0.5547	-0.5100	0.5100
10/3/2001	10:11:09	0.5863	52.2600	0.6720	0.5863	-0.4920	0.4920
10/3/2001	10:11:11	0.6213	52.2700	0.6930	0.6213	-0.4710	0.4710
10/3/2001	10:11:13	0.6580	52.2600	0.7140	0.6580	-0.4500	0.4500
10/3/2001	10:11:15	0.6963	52.2600	0.7350	0.6963	-0.4290	0.4290
10/3/2001	10:11:18	0.7380	52.2600	0.7550	0.7380	-0.4090	0.4090
10/3/2001	10:11:20	0.7813	52.2600	0.7780	0.7813	-0.3860	0.3860
10/3/2001	10:11:23	0.8280	52.2600	0.8010	0.8280	-0.3630	0.3630
10/3/2001	10:11:26	0.8763	52.2600	0.8220	0.8763	-0.3420	0.3420
10/3/2001	10:11:29	0.9280	52.2700	0.8450	0.9280	-0.3190	0.3190
10/3/2001	10:11:32	0.9830	52.2600	0.8640	0.9830	-0.3000	0.3000
10/3/2001	10:11:36	1.0413	52.2600	0.8820	1.0413	-0.2820	0.2820
10/3/2001	10:11:40	1.1030	52.2600	0.9030	1.1030	-0.2610	0.2610
10/3/2001	10:11:44	1.1680	52.2600	0.9190	1.1680	-0.2450	0.2450
10/3/2001	10:11:48	1.2380	52.2600	0.9350	1.2380	-0.2290	0.2290
10/3/2001	10:11:52	1.3113	52.2500	0.9510	1.3113	-0.2130	0.2130
10/3/2001	10:11:57	1.3897	52.2600	0.9680	1.3897	-0.1960	0.1960
10/3/2001	10:12:02	1.4730	52.2500	0.9840	1.4730	-0.1800	0.1800
10/3/2001	10:12:07	1.5613	52.2500	1.0000	1.5613	-0.1640	0.1640
10/3/2001	10:12:13	1.6547	52.2500	1.0140	1.6547	-0.1500	0.1500
10/3/2001	10:12:19	1.7530	52.2500	1.0300	1.7530	-0.1340	0.1340
10/3/2001	10:12:25	1.8580	52.2500	1.0390	1.8580	-0.1250	0.1250
10/3/2001	10:12:32	1.9680	52.2500	1.0530	1.9680	-0.1110	0.1110
10/3/2001	10:12:39	2.0847	52.2500	1.0600	2.0847	-0.1040	0.1040
10/3/2001	10:12:46	2.2097	52.2500	1.0710	2.2097	-0.0930	0.0930
10/3/2001	10:12:54	2.3413	52.2500	1.0830	2.3413	-0.0810	0.0810
10/3/2001	10:13:02	2.4813	52.2500	1.0900	2.4813	-0.0740	0.0740
10/3/2001	10:13:11	2.6297	52.2500	1.0970	2.6297	-0.0670	0.0670
10/3/2001	10:13:21	2.7863	52.2500	1.1060	2.7863	-0.0580	0.0580
10/3/2001	10:13:31	2.9530	52.2500	1.1130	2.9530	-0.0510	0.0510
10/3/2001	10:13:41	3.1297	52.2500	1.1170	3.1297	-0.0470	0.0470
10/3/2001	10:13:52	3.3163	52.2500	1.1220	3.3163	-0.0420	0.0420
10/3/2001	10:14:04	3.5147	52.2500	1.1290	3.5147	-0.0350	0.0350
10/3/2001	10:14:17	3.7247	52.2500	1.1340	3.7247	-0.0300	0.0300
10/3/2001	10:14:30	3.9463	52.2600	1.1410	3.9463	-0.0230	0.0230
10/3/2001	10:14:44	4.1813	52.2500	1.1430	4.1813	-0.0210	0.0210
10/3/2001	10:14:59	4.4297	52.2500	1.1470	4.4297	-0.0170	0.0170
10/3/2001	10:15:15	4.6930	52.2600	1.1500	4.6930	-0.0140	0.0140
10/3/2001	10:15:32	4.9730	52.2600	1.1540	4.9730	-0.0100	0.0100
10/3/2001	10:15:50	5.2697	52.2600	1.1570	5.2697	-0.0070	0.0070
10/3/2001	10:16:08	5.5830	52.2600	1.1570	5.5830	-0.0070	0.0070
10/3/2001	10:16:28	5.9147	52.2600	1.1610	5.9147	-0.0030	0.0030
10/3/2001	10:16:49	6.2663	52.2600	1.1640	6.2663	0.0000	0.0000
10/3/2001	10:17:12	6.6397	52.2600	1.1660	6.6397	0.0020	-0.0020
10/3/2001	10:17:36	7.0347	52.2600	1.1660	7.0347	0.0020	-0.0020
10/3/2001	10:18:01	7.4530	52.2500	1.1660	7.4530	0.0020	-0.0020
10/3/2001	10:18:27	7.8963	52.2500	1.1680	7.8963	0.0040	-0.0040
10/3/2001	10:18:55	8.3663	52.2500	1.1710	8.3663	0.0070	-0.0070
10/3/2001	10:19:25	8.8647	52.2400	1.1680	8.8647	0.0040	-0.0040
10/3/2001	10:19:57	9.3913	52.2300	1.1710	9.3913	0.0070	-0.0070
10/3/2001	10:20:30	9.9497	52.2300	1.1710	9.9497	0.0070	-0.0070
10/3/2001	10:21:06	10.5413	52.2200	1.1710	10.5413	0.0070	-0.0070
10/3/2001	10:21:44	11.1680	52.2200	1.1730	11.1680	0.0090	-0.0090
10/3/2001	10:22:23	11.8313	52.2200	1.1730	11.8313	0.0090	-0.0090
10/3/2001	10:23:06	12.5347	52.2000	1.1730	12.5347	0.0090	-0.0090
10/3/2001	10:23:50	13.2797	52.1900	1.1730	13.2797	0.0090	-0.0090
10/3/2001	10:24:38	14.0697	52.1900	1.1750	14.0697	0.0110	-0.0110
10/3/2001	10:25:28	14.9063	52.1900	1.1750	14.9063	0.0110	-0.0110
10/3/2001	10:26:21	15.7913	52.1800	1.1750	15.7913	0.0110	-0.0110
10/3/2001	10:27:17	16.7297	52.1700	1.1750	16.7297	0.0110	-0.0110
10/3/2001	10:28:17	17.7230	52.1600	1.1750	17.7230	0.0110	-0.0110

10/3/2001	10:29:17	18.7230	52.1500	1.1770		18.7230	0.0130	-0.0130		
10/3/2001	10:30:17	19.7230	52.1500	1.1770		19.7230	0.0130	-0.0130		
10/3/2001	10:31:17	20.7230	52.1400	1.1770		20.7230	0.0130	-0.0130		
10/3/2001	10:32:17	21.7230	52.1300	1.1770		21.7230	0.0130	-0.0130		
10/3/2001	10:33:17	22.7230	52.1200	1.1770		22.7230	0.0130	-0.0130		
10/3/2001	10:34:17	23.7230	52.1100	1.1770		23.7230	0.0130	-0.0130		
10/3/2001	10:35:17	24.7230	52.1100	1.1770		24.7230	0.0130	-0.0130		
10/3/2001	10:36:17	25.7230	52.1000	1.1770		25.7230	0.0130	-0.0130		
10/3/2001	10:37:17	26.7230	52.0900	1.1770		26.7230	0.0130	-0.0130		
10/3/2001	10:38:17	27.7230	52.0800	1.1800		27.7230	0.0160	-0.0160		
10/3/2001	10:39:17	28.7230	52.0800	1.1770		28.7230	0.0130	-0.0130		
10/3/2001	10:40:17	29.7230	52.0600	1.1800		29.7230	0.0160	-0.0160		
10/3/2001	10:41:17	30.7230	52.0600	1.1770		30.7230	0.0130	-0.0130		
10/3/2001	10:42:17	31.7230	52.0500	1.1800		31.7230	0.0160	-0.0160		
10/3/2001	10:43:17	32.7230	52.0400	1.1800		32.7230	0.0160	-0.0160		
10/3/2001	10:44:17	33.7230	52.0400	1.1800		33.7230	0.0160	-0.0160		
10/3/2001	10:45:17	34.7230	52.0300	1.1800		34.7230	0.0160	-0.0160		
10/3/2001	10:46:17	35.7230	52.0300	1.1770		35.7230	0.0130	-0.0130		
10/3/2001	10:47:17	36.7230	52.0300	1.1800		36.7230	0.0160	-0.0160		
10/3/2001	10:48:17	37.7230	52.0200	1.1800		37.7230	0.0160	-0.0160		
10/3/2001	10:49:17	38.7230	52.0200	1.1800		38.7230	0.0160	-0.0160		
10/3/2001	10:50:17	39.7230	52.0200	1.1800		39.7230	0.0160	-0.0160		
10/3/2001	10:51:17	40.7230	52.0100	1.1820		40.7230	0.0180	-0.0180		
10/3/2001	10:52:17	41.7230	52.0100	1.1800		41.7230	0.0160	-0.0160		
10/3/2001	10:53:17	42.7230	52.0100	1.1800		42.7230	0.0160	-0.0160		
10/3/2001	10:54:17	43.7230	52.0000	1.1800		43.7230	0.0160	-0.0160		
10/3/2001	10:55:17	44.7230	52.0000	1.1800		44.7230	0.0160	-0.0160		
10/3/2001	10:56:17	45.7230	51.9900	1.1800		45.7230	0.0160	-0.0160		
10/3/2001	10:57:17	46.7230	51.9900	1.1800		46.7230	0.0160	-0.0160		
10/3/2001	10:58:17	47.7230	51.9900	1.1820		47.7230	0.0180	-0.0180		
10/3/2001	10:59:17	48.7230	51.9900	1.1800		48.7230	0.0160	-0.0160		
10/3/2001	11:00:17	49.7230	51.9900	1.1820		49.7230	0.0180	-0.0180		
10/3/2001	11:01:17	50.7230	51.9900	1.1800		50.7230	0.0160	-0.0160		
10/3/2001	11:02:17	51.7230	51.9900	1.1800		51.7230	0.0160	-0.0160		
10/3/2001	11:03:17	52.7230	51.9800	1.1800		52.7230	0.0160	-0.0160		
10/3/2001	11:04:17	53.7230	51.9800	1.1800		53.7230	0.0160	-0.0160		
10/3/2001	11:05:17	54.7230	51.9800	1.1820		54.7230	0.0180	-0.0180		
10/3/2001	11:06:17	55.7230	51.9800	1.1820		55.7230	0.0180	-0.0180		
10/3/2001	11:07:17	56.7230	51.9800	1.1820		56.7230	0.0180	-0.0180		
10/3/2001	11:08:17	57.7230	51.9800	1.1820		57.7230	0.0180	-0.0180		
10/3/2001	11:09:17	58.7230	51.9700	1.1820		58.7230	0.0180	-0.0180		
10/3/2001	11:10:17	59.7230	51.9700	1.1820		59.7230	0.0180	-0.0180		
10/3/2001	11:11:17	60.7230	51.9500	1.1820		60.7230	0.0180	-0.0180		
10/3/2001	11:12:17	61.7230	51.9700	1.1820		61.7230	0.0180	-0.0180		
10/3/2001	11:13:17	62.7230	51.9700	1.1800		62.7230	0.0160	-0.0160		
10/3/2001	11:14:17	63.7230	51.9500	1.1800		63.7230	0.0160	-0.0160		
10/3/2001	11:15:17	64.7230	51.9500	1.1820		64.7230	0.0180	-0.0180		
10/3/2001	11:16:17	65.7230	51.9500	1.1800		65.7230	0.0160	-0.0160		
10/3/2001	11:17:17	66.7230	51.9500	1.1820		66.7230	0.0180	-0.0180		
10/3/2001	11:18:17	67.7230	51.9500	1.1820		67.7230	0.0180	-0.0180		
10/3/2001	11:19:17	68.7230	51.9500	1.1820		68.7230	0.0180	-0.0180		
10/3/2001	11:20:17	69.7230	51.9500	1.1820		69.7230	0.0180	-0.0180		
10/3/2001	11:21:17	70.7230	51.9500	1.1820		70.7230	0.0180	-0.0180		
10/3/2001	11:22:17	71.7230	51.9500	1.1820		71.7230	0.0180	-0.0180		
10/3/2001	11:23:17	72.7230	51.9500	1.1840		72.7230	0.0200	-0.0200		
10/3/2001	11:24:17	73.7230	51.9400	1.1840		73.7230	0.0200	-0.0200		
10/3/2001	11:25:17	74.7230	51.9400	1.1840		74.7230	0.0200	-0.0200		
10/3/2001	11:26:17	75.7230	51.9400	1.1820		75.7230	0.0180	-0.0180		
10/3/2001	11:27:17	76.7230	51.9400	1.1840		76.7230	0.0200	-0.0200		
10/3/2001	11:28:17	77.7230	51.9400	1.1840		77.7230	0.0200	-0.0200		
10/3/2001	11:29:17	78.7230	51.9400	1.1820		78.7230	0.0180	-0.0180		


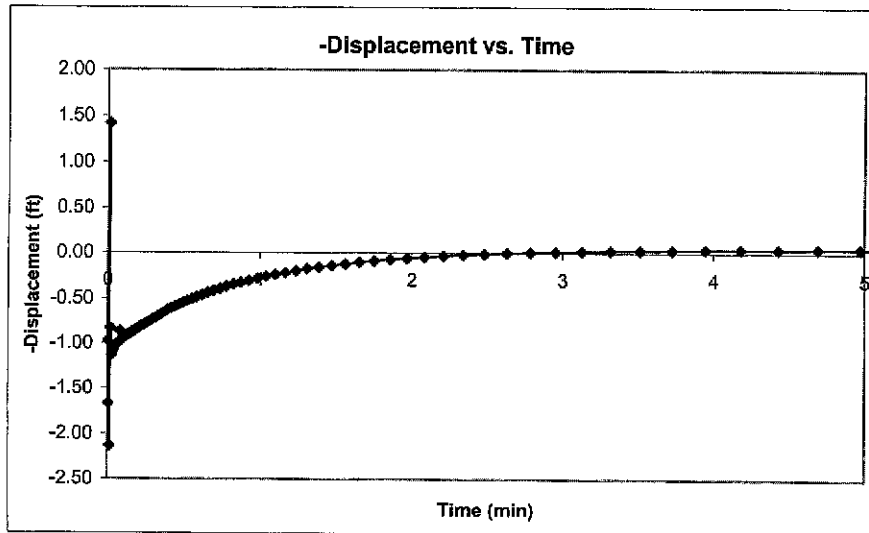
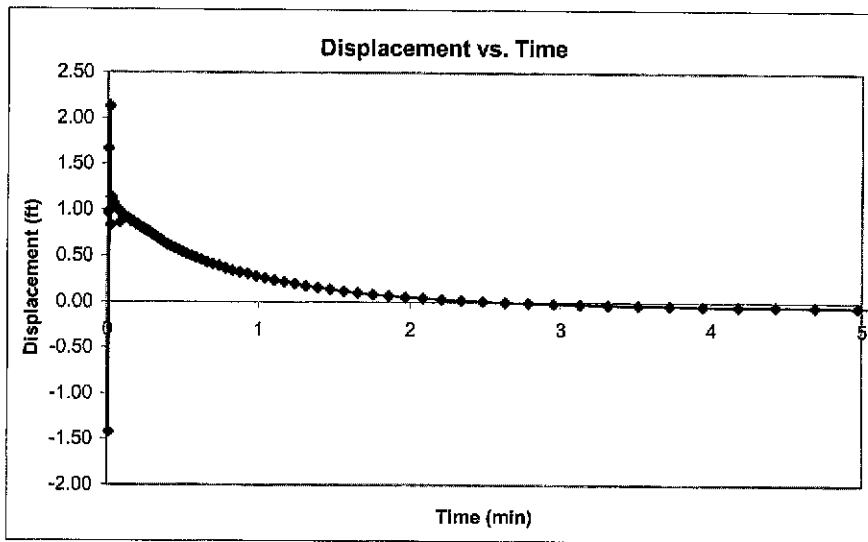
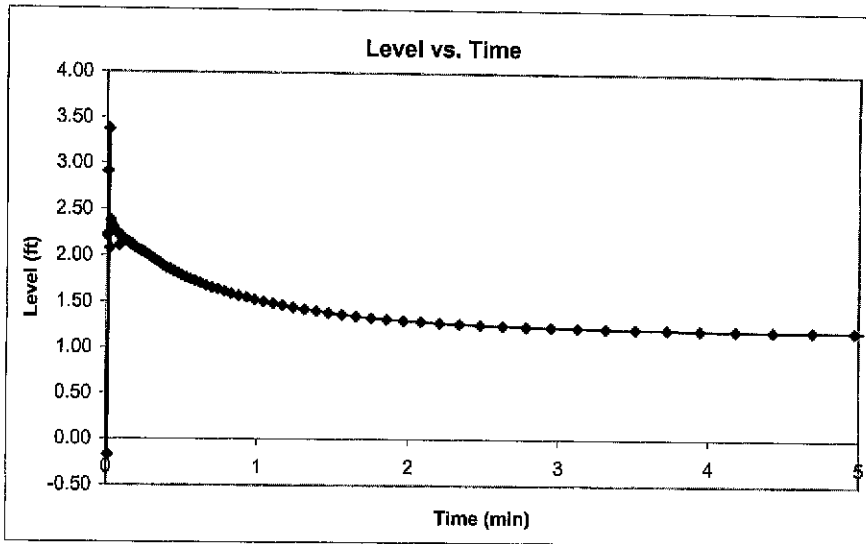
10/3/2001	11:30:17	79.7230	51.9400	1.1820		79.7230	0.0180	-0.0180		
10/3/2001	11:31:17	80.7230	51.9400	1.1840		80.7230	0.0200	-0.0200		
10/3/2001	11:32:17	81.7230	51.9400	1.1820		81.7230	0.0180	-0.0180		
10/3/2001	11:33:17	82.7230	51.9400	1.1820		82.7230	0.0180	-0.0180		
10/3/2001	11:34:17	83.7230	51.9300	1.1820		83.7230	0.0180	-0.0180		
10/3/2001	11:35:17	84.7230	51.9400	1.1840		84.7230	0.0200	-0.0200		
10/3/2001	11:36:17	85.7230	51.9400	1.1820		85.7230	0.0180	-0.0180		
10/3/2001	11:37:17	86.7230	51.9400	1.1820		86.7230	0.0180	-0.0180		
10/3/2001	11:38:17	87.7230	51.9400	1.1840		87.7230	0.0200	-0.0200		
10/3/2001	11:39:17	88.7230	51.9400	1.1820		88.7230	0.0180	-0.0180		
10/3/2001	11:40:17	89.7230	51.9400	1.1820		89.7230	0.0180	-0.0180		
10/3/2001	11:41:17	90.7230	51.9400	1.1840		90.7230	0.0200	-0.0200		
10/3/2001	11:42:17	91.7230	51.9400	1.1840		91.7230	0.0200	-0.0200		
10/3/2001	11:43:17	92.7230	51.9400	1.1820		92.7230	0.0180	-0.0180		
10/3/2001	11:44:17	93.7230	51.9300	1.1840		93.7230	0.0200	-0.0200		
10/3/2001	11:45:17	94.7230	51.9400	1.1820		94.7230	0.0180	-0.0180		
10/3/2001	11:46:17	95.7230	51.9300	1.1820		95.7230	0.0180	-0.0180		
10/3/2001	11:47:17	96.7230	51.9300	1.1820		96.7230	0.0180	-0.0180		
10/3/2001	11:48:17	97.7230	51.9400	1.1820		97.7230	0.0180	-0.0180		
10/3/2001	11:49:17	98.7230	51.9300	1.1820		98.7230	0.0180	-0.0180		
10/3/2001	11:50:17	99.7230	51.9400	1.1800		99.7230	0.0160	-0.0160		
10/3/2001	11:51:17	100.7230	51.9300	1.1820		100.7230	0.0180	-0.0180		
10/3/2001	11:52:17	101.7230	51.9300	1.1820		101.7230	0.0180	-0.0180		
10/3/2001	11:53:17	102.7230	51.9300	1.1820		102.7230	0.0180	-0.0180		
10/3/2001	11:54:17	103.7230	51.9300	1.1820		103.7230	0.0180	-0.0180		
10/3/2001	11:55:17	104.7230	51.9300	1.1800		104.7230	0.0160	-0.0160		
10/3/2001	11:56:17	105.7230	51.9300	1.1820		105.7230	0.0180	-0.0180		
10/3/2001	11:57:17	106.7230	51.9300	1.1800		106.7230	0.0160	-0.0160		
10/3/2001	11:58:17	107.7230	51.9300	1.1820		107.7230	0.0180	-0.0180		
10/3/2001	11:59:17	108.7230	51.9300	1.1820		108.7230	0.0180	-0.0180		
10/3/2001	12:00:17	109.7230	51.9300	1.1800		109.7230	0.0160	-0.0160		
10/3/2001	12:01:17	110.7230	51.9300	1.1800		110.7230	0.0160	-0.0160		
10/3/2001	12:02:17	111.7230	51.9300	1.1820		111.7230	0.0180	-0.0180		
10/3/2001	12:03:17	112.7230	51.9300	1.1800		112.7230	0.0160	-0.0160		
10/3/2001	12:04:17	113.7230	51.9300	1.1800		113.7230	0.0160	-0.0160		
10/3/2001	12:05:17	114.7230	51.9300	1.1800		114.7230	0.0160	-0.0160		
10/3/2001	12:06:17	115.7230	51.9300	1.1800		115.7230	0.0160	-0.0160		
10/3/2001	12:07:17	116.7230	51.9300	1.1800		116.7230	0.0160	-0.0160		
10/3/2001	12:08:17	117.7230	51.9300	1.1800		117.7230	0.0160	-0.0160		
10/3/2001	12:09:17	118.7230	51.9300	1.1800		118.7230	0.0160	-0.0160		
10/3/2001	12:10:17	119.7230	51.9300	1.1820		119.7230	0.0180	-0.0180		
10/3/2001	12:11:17	120.7230	51.9300	1.1800		120.7230	0.0160	-0.0160		
10/3/2001	12:12:17	121.7230	51.9300	1.1800		121.7230	0.0160	-0.0160		
10/3/2001	12:13:17	122.7230	51.9300	1.1820		122.7230	0.0180	-0.0180		
10/3/2001	12:14:17	123.7230	51.9300	1.1820		123.7230	0.0180	-0.0180		
10/3/2001	12:15:17	124.7230	51.9200	1.1800		124.7230	0.0160	-0.0160		
10/3/2001	12:16:17	125.7230	51.9300	1.1800		125.7230	0.0160	-0.0160		
10/3/2001	12:17:17	126.7230	51.9300	1.1800		126.7230	0.0160	-0.0160		
10/3/2001	12:18:17	127.7230	51.9200	1.1800		127.7230	0.0160	-0.0160		
10/3/2001	12:19:17	128.7230	51.9200	1.1800		128.7230	0.0160	-0.0160		
10/3/2001	12:20:17	129.7230	51.9300	1.1800		129.7230	0.0160	-0.0160		
10/3/2001	12:21:17	130.7230	51.9200	1.1800		130.7230	0.0160	-0.0160		
10/3/2001	12:22:17	131.7230	51.9200	1.1800		131.7230	0.0160	-0.0160		
10/3/2001	12:23:17	132.7230	51.9300	1.1800		132.7230	0.0160	-0.0160		
10/3/2001	12:24:17	133.7230	51.9300	1.1800		133.7230	0.0160	-0.0160		
10/3/2001	12:25:17	134.7230	51.9300	1.1820		134.7230	0.0180	-0.0180		
10/3/2001	12:26:17	135.7230	51.9300	1.1820		135.7230	0.0180	-0.0180		
10/3/2001	12:27:17	136.7230	51.9300	1.1820		136.7230	0.0180	-0.0180		
10/3/2001	12:28:17	137.7230	51.9200	1.1800		137.7230	0.0160	-0.0160		
10/3/2001	12:29:17	138.7230	51.9200	1.1820		138.7230	0.0180	-0.0180		
10/3/2001	12:30:17	139.7230	51.9200	1.1820		139.7230	0.0180	-0.0180		

10/3/2001	12:31:17	140.7230	51.9200	1.1820		140.7230	0.0180	-0.0180		
10/3/2001	12:32:17	141.7230	51.9200	1.1800		141.7230	0.0160	-0.0160		
10/3/2001	12:33:17	142.7230	51.9300	1.1800		142.7230	0.0160	-0.0160		
10/3/2001	12:34:17	143.7230	51.9200	1.1800		143.7230	0.0160	-0.0160		
10/3/2001	12:35:17	144.7230	51.9200	1.1770		144.7230	0.0130	-0.0130		
10/3/2001	12:36:17	145.7230	51.9200	1.1800		145.7230	0.0160	-0.0160		
10/3/2001	12:37:17	146.7230	51.9200	1.1800		146.7230	0.0160	-0.0160		
10/3/2001	12:38:17	147.7230	51.9200	1.1770		147.7230	0.0130	-0.0130		
10/3/2001	12:39:17	148.7230	51.9200	1.1800		148.7230	0.0160	-0.0160		
10/3/2001	12:40:17	149.7230	51.9200	1.1770		149.7230	0.0130	-0.0130		
10/3/2001	12:41:17	150.7230	51.9200	1.1800		150.7230	0.0160	-0.0160		
10/3/2001	12:42:17	151.7230	51.9200	1.1770		151.7230	0.0130	-0.0130		
10/3/2001	12:43:17	152.7230	51.9200	1.1800		152.7230	0.0160	-0.0160		
10/3/2001	12:44:17	153.7230	51.9200	1.1800		153.7230	0.0160	-0.0160		
10/3/2001	12:45:17	154.7230	51.9200	1.1800		154.7230	0.0160	-0.0160		
10/3/2001	12:46:17	155.7230	51.9200	1.1770		155.7230	0.0130	-0.0130		
10/3/2001	12:47:17	156.7230	51.9200	1.1770		156.7230	0.0130	-0.0130		
10/3/2001	12:48:17	157.7230	51.9200	1.1770		157.7230	0.0130	-0.0130		
10/3/2001	12:49:17	158.7230	51.9200	1.1770		158.7230	0.0130	-0.0130		
10/3/2001	12:50:17	159.7230	51.9200	1.1770		159.7230	0.0130	-0.0130		
10/3/2001	12:51:17	160.7230	51.9200	1.1770		160.7230	0.0130	-0.0130		
10/3/2001	12:52:17	161.7230	51.9200	1.1770		161.7230	0.0130	-0.0130		
10/3/2001	12:53:17	162.7230	51.9200	1.1770		162.7230	0.0130	-0.0130		
10/3/2001	12:54:17	163.7230	51.9200	1.1770		163.7230	0.0130	-0.0130		
10/3/2001	12:55:17	164.7230	51.9200	1.1800		164.7230	0.0160	-0.0160		
10/3/2001	12:56:17	165.7230	51.9200	1.1750		165.7230	0.0110	-0.0110		
10/3/2001	12:57:17	166.7230	51.9200	1.1770		166.7230	0.0130	-0.0130		
10/3/2001	12:58:17	167.7230	51.9200	1.1750		167.7230	0.0110	-0.0110		
10/3/2001	12:59:17	168.7230	51.9200	1.1750		168.7230	0.0110	-0.0110		
10/3/2001	13:00:17	169.7230	51.9200	1.1750		169.7230	0.0110	-0.0110		
10/3/2001	13:01:17	170.7230	51.9200	1.1770		170.7230	0.0130	-0.0130		
10/3/2001	13:02:17	171.7230	51.9200	1.1770		171.7230	0.0130	-0.0130		
10/3/2001	13:03:17	172.7230	51.9200	1.1750		172.7230	0.0110	-0.0110		
10/3/2001	13:04:17	173.7230	51.9100	1.1750		173.7230	0.0110	-0.0110		
10/3/2001	13:05:17	174.7230	51.9200	1.1770		174.7230	0.0130	-0.0130		
10/3/2001	13:06:17	175.7230	51.9200	1.1750		175.7230	0.0110	-0.0110		
10/3/2001	13:07:17	176.7230	51.9200	1.1770		176.7230	0.0130	-0.0130		
10/3/2001	13:08:17	177.7230	51.9200	1.1770		177.7230	0.0130	-0.0130		
10/3/2001	13:09:17	178.7230	51.9200	1.1770		178.7230	0.0130	-0.0130		
10/3/2001	13:10:17	179.7230	51.9200	1.1750		179.7230	0.0110	-0.0110		
10/3/2001	13:11:17	180.7230	51.9200	1.1750		180.7230	0.0110	-0.0110		
10/3/2001	13:12:17	181.7230	51.9200	1.1770		181.7230	0.0130	-0.0130		
10/3/2001	13:13:17	182.7230	51.9200	1.1770		182.7230	0.0130	-0.0130		
10/3/2001	13:14:17	183.7230	51.9200	1.1750		183.7230	0.0110	-0.0110		
10/3/2001	13:15:17	184.7230	51.9200	1.1750		184.7230	0.0110	-0.0110		
10/3/2001	13:16:17	185.7230	51.9200	1.1750		185.7230	0.0110	-0.0110		
10/3/2001	13:17:17	186.7230	51.9200	1.1770		186.7230	0.0130	-0.0130		
10/3/2001	13:18:17	187.7230	51.9200	1.1750		187.7230	0.0110	-0.0110		
10/3/2001	13:19:17	188.7230	51.9200	1.1770		188.7230	0.0130	-0.0130		
10/3/2001	13:20:17	189.7230	51.9200	1.1750		189.7230	0.0110	-0.0110		
10/3/2001	13:21:17	190.7230	51.9200	1.1770		190.7230	0.0130	-0.0130		
10/3/2001	13:22:17	191.7230	51.9200	1.1750		191.7230	0.0110	-0.0110		
10/3/2001	13:23:17	192.7230	51.9200	1.1750		192.7230	0.0110	-0.0110		
10/3/2001	13:24:17	193.7230	51.9200	1.1750		193.7230	0.0110	-0.0110		
10/3/2001	13:25:17	194.7230	51.9200	1.1750		194.7230	0.0110	-0.0110		
10/3/2001	13:26:17	195.7230	51.9200	1.1750		195.7230	0.0110	-0.0110		
10/3/2001	13:27:17	196.7230	51.9200	1.1750		196.7230	0.0110	-0.0110		
10/3/2001	13:28:17	197.7230	51.9200	1.1730		197.7230	0.0090	-0.0090		
10/3/2001	13:29:17	198.7230	51.9200	1.1730		198.7230	0.0090	-0.0090		
10/3/2001	13:30:17	199.7230	51.9200	1.1750		199.7230	0.0110	-0.0110		
10/3/2001	13:31:17	200.7230	51.9100	1.1750		200.7230	0.0110	-0.0110		

10/3/2001	13:32:17	201.7230	51.9200	1.1750		201.7230	0.0110	-0.0110		
10/3/2001	13:33:17	202.7230	51.9200	1.1750		202.7230	0.0110	-0.0110		
10/3/2001	13:34:17	203.7230	51.9200	1.1730		203.7230	0.0090	-0.0090		
10/3/2001	13:35:17	204.7230	51.9200	1.1750		204.7230	0.0110	-0.0110		
10/3/2001	13:36:17	205.7230	51.9200	1.1750		205.7230	0.0110	-0.0110		
10/3/2001	13:37:17	206.7230	51.9200	1.1750		206.7230	0.0110	-0.0110		
10/3/2001	13:38:17	207.7230	51.9200	1.1750		207.7230	0.0110	-0.0110		
10/3/2001	13:39:17	208.7230	51.9200	1.1730		208.7230	0.0090	-0.0090		
10/3/2001	13:40:17	209.7230	51.9200	1.1750		209.7230	0.0110	-0.0110		
10/3/2001	13:41:17	210.7230	51.9200	1.1730		210.7230	0.0090	-0.0090		
10/3/2001	13:42:17	211.7230	51.9200	1.1730		211.7230	0.0090	-0.0090		
10/3/2001	13:43:17	212.7230	51.9100	1.1730		212.7230	0.0090	-0.0090		
10/3/2001	13:44:17	213.7230	51.9200	1.1730		213.7230	0.0090	-0.0090		
10/3/2001	13:45:17	214.7230	51.9200	1.1730		214.7230	0.0090	-0.0090		
10/3/2001	13:46:17	215.7230	51.9100	1.1710		215.7230	0.0070	-0.0070		
10/3/2001	13:47:17	216.7230	51.9200	1.1710		216.7230	0.0070	-0.0070		
10/3/2001	13:48:17	217.7230	51.9200	1.1730		217.7230	0.0090	-0.0090		
10/3/2001	13:49:17	218.7230	51.9200	1.1710		218.7230	0.0070	-0.0070		
10/3/2001	13:50:17	219.7230	51.9100	1.1710		219.7230	0.0070	-0.0070		
10/3/2001	13:51:17	220.7230	51.9200	1.1710		220.7230	0.0070	-0.0070		
10/3/2001	13:52:17	221.7230	51.9200	1.1680		221.7230	0.0040	-0.0040		
10/3/2001	13:53:17	222.7230	51.9200	1.1710		222.7230	0.0070	-0.0070		
10/3/2001	13:54:17	223.7230	51.9200	1.1710		223.7230	0.0070	-0.0070		
10/3/2001	13:55:17	224.7230	51.9200	1.1710		224.7230	0.0070	-0.0070		
10/3/2001	13:56:17	225.7230	51.9200	1.1710		225.7230	0.0070	-0.0070		
10/3/2001	13:57:17	226.7230	51.9200	1.1710		226.7230	0.0070	-0.0070		
10/3/2001	13:58:17	227.7230	51.9200	1.1710		227.7230	0.0070	-0.0070		
10/3/2001	13:59:17	228.7230	51.9200	1.1710		228.7230	0.0070	-0.0070		
10/3/2001	14:00:17	229.7230	51.9200	1.1710		229.7230	0.0070	-0.0070		
10/3/2001	14:01:17	230.7230	51.9200	1.1730		230.7230	0.0090	-0.0090		
10/3/2001	14:02:17	231.7230	51.9200	1.1710		231.7230	0.0070	-0.0070		
10/3/2001	14:03:17	232.7230	51.9200	1.1710		232.7230	0.0070	-0.0070		
10/3/2001	14:04:17	233.7230	51.9200	1.1680		233.7230	0.0040	-0.0040		
10/3/2001	14:05:17	234.7230	51.9200	1.1710		234.7230	0.0070	-0.0070		
10/3/2001	14:06:17	235.7230	51.9200	1.1680		235.7230	0.0040	-0.0040		
10/3/2001	14:07:17	236.7230	51.9200	1.1680		236.7230	0.0040	-0.0040		
10/3/2001	14:08:17	237.7230	51.9200	1.1680		237.7230	0.0040	-0.0040		
10/3/2001	14:09:17	238.7230	51.9200	1.1710		238.7230	0.0070	-0.0070		
10/3/2001	14:10:17	239.7230	51.9200	1.1660		239.7230	0.0020	-0.0020		
10/3/2001	14:11:17	240.7230	51.9200	1.1680		240.7230	0.0040	-0.0040		
10/3/2001	14:12:17	241.7230	51.9200	1.1680		241.7230	0.0040	-0.0040		
10/3/2001	14:13:17	242.7230	51.9300	1.1680		242.7230	0.0040	-0.0040		
10/3/2001	14:14:17	243.7230	51.9200	1.1680		243.7230	0.0040	-0.0040		
10/3/2001	14:15:17	244.7230	51.9200	1.1680		244.7230	0.0040	-0.0040		
10/3/2001	14:16:17	245.7230	51.9200	1.1680		245.7230	0.0040	-0.0040		
10/3/2001	14:17:17	246.7230	51.9200	1.1680		246.7230	0.0040	-0.0040		
10/3/2001	14:18:17	247.7230	51.9200	1.1680		247.7230	0.0040	-0.0040		
10/3/2001	14:19:17	248.7230	51.9200	1.1680		248.7230	0.0040	-0.0040		
10/3/2001	14:20:17	249.7230	51.9200	1.1660		249.7230	0.0020	-0.0020		
10/3/2001	14:21:17	250.7230	51.9200	1.1660		250.7230	0.0020	-0.0020		
10/3/2001	14:22:17	251.7230	51.9200	1.1660		251.7230	0.0020	-0.0020		
10/3/2001	14:23:17	252.7230	51.9200	1.1660		252.7230	0.0020	-0.0020		
10/3/2001	14:24:17	253.7230	51.9200	1.1680		253.7230	0.0040	-0.0040		
10/3/2001	14:25:17	254.7230	51.9200	1.1680		254.7230	0.0040	-0.0040		
10/3/2001	14:26:17	255.7230	51.9200	1.1660		255.7230	0.0020	-0.0020		
10/3/2001	14:27:17	256.7230	51.9200	1.1660		256.7230	0.0020	-0.0020		
10/3/2001	14:28:17	257.7230	51.9200	1.1680		257.7230	0.0040	-0.0040		
10/3/2001	14:29:17	258.7230	51.9200	1.1680		258.7230	0.0040	-0.0040		
10/3/2001	14:30:17	259.7230	51.9200	1.1680		259.7230	0.0040	-0.0040		
10/3/2001	14:31:17	260.7230	51.9200	1.1660		260.7230	0.0020	-0.0020		
10/3/2001	14:32:17	261.7230	51.9200	1.1680		261.7230	0.0040	-0.0040		

10/3/2001	14:33:17	262.7230	51.9200	1.1680		262.7230	0.0040	-0.0040		
10/3/2001	14:34:17	263.7230	51.9200	1.1640		263.7230	0.0000	0.0000		
10/3/2001	14:35:17	264.7230	51.9200	1.1660		264.7230	0.0020	-0.0020		
10/3/2001	14:36:17	265.7230	51.9200	1.1660		265.7230	0.0020	-0.0020		
10/3/2001	14:37:17	266.7230	51.9200	1.1660		266.7230	0.0020	-0.0020		
10/3/2001	14:38:17	267.7230	51.9200	1.1640		267.7230	0.0000	0.0000		
10/3/2001	14:39:17	268.7230	51.9200	1.1660		268.7230	0.0020	-0.0020		
10/3/2001	14:40:17	269.7230	51.9200	1.1660		269.7230	0.0020	-0.0020		
10/3/2001	14:41:17	270.7230	51.9200	1.1660		270.7230	0.0020	-0.0020		
10/3/2001	14:42:17	271.7230	51.9200	1.1660		271.7230	0.0020	-0.0020		
10/3/2001	14:43:17	272.7230	51.9200	1.1640		272.7230	0.0000	0.0000		
10/3/2001	14:44:17	273.7230	51.9200	1.1660		273.7230	0.0020	-0.0020		
10/3/2001	14:45:17	274.7230	51.9200	1.1660		274.7230	0.0020	-0.0020		
10/3/2001	14:46:17	275.7230	51.9200	1.1660		275.7230	0.0020	-0.0020		
10/3/2001	14:47:17	276.7230	51.9200	1.1660		276.7230	0.0020	-0.0020		
10/3/2001	14:48:17	277.7230	51.9200	1.1640		277.7230	0.0000	0.0000		
10/3/2001	14:49:17	278.7230	51.9200	1.1660		278.7230	0.0020	-0.0020		
10/3/2001	14:50:17	279.7230	51.9200	1.1640		279.7230	0.0000	0.0000		
10/3/2001	14:51:17	280.7230	51.9200	1.1660		280.7230	0.0020	-0.0020		
10/3/2001	14:52:17	281.7230	51.9200	1.1660		281.7230	0.0020	-0.0020		
10/3/2001	14:53:17	282.7230	51.9200	1.1680		282.7230	0.0040	-0.0040		
10/3/2001	14:54:17	283.7230	51.9200	1.1660		283.7230	0.0020	-0.0020		
10/3/2001	14:55:17	284.7230	51.9200	1.1640		284.7230	0.0000	0.0000		
10/3/2001	14:56:17	285.7230	51.9200	1.1640		285.7230	0.0000	0.0000		
10/3/2001	14:57:17	286.7230	51.9300	1.1660		286.7230	0.0020	-0.0020		
10/3/2001	14:58:17	287.7230	51.9200	1.1640		287.7230	0.0000	0.0000		
10/3/2001	14:59:17	288.7230	51.9200	1.1640		288.7230	0.0000	0.0000		
10/3/2001	15:00:17	289.7230	51.9200	1.1640		289.7230	0.0000	0.0000		
10/3/2001	15:01:17	290.7230	51.9200	1.1640		290.7230	0.0000	0.0000		
10/3/2001	15:02:17	291.7230	51.9200	1.1640		291.7230	0.0000	0.0000		
10/3/2001	15:03:17	292.7230	51.9200	1.1640		292.7230	0.0000	0.0000		
10/3/2001	15:04:17	293.7230	51.9200	1.1640		293.7230	0.0000	0.0000		
10/3/2001	15:05:17	294.7230	51.9200	1.1640		294.7230	0.0000	0.0000		
10/3/2001	15:06:17	295.7230	51.9300	1.1640		295.7230	0.0000	0.0000		
10/3/2001	15:07:17	296.7230	51.9200	1.1660		296.7230	0.0020	-0.0020		
10/3/2001	15:08:17	297.7230	51.9200	1.1640		297.7230	0.0000	0.0000		
10/3/2001	15:09:17	298.7230	51.9200	1.1660		298.7230	0.0020	-0.0020		
10/3/2001	15:10:17	299.7230	51.9200	1.1640		299.7230	0.0000	0.0000		
10/3/2001	15:11:17	300.7230	51.9200	1.1640		300.7230	0.0000	0.0000		
10/3/2001	15:12:17	301.7230	51.9200	1.1640		301.7230	0.0000	0.0000		
10/3/2001	15:13:17	302.7230	51.9200	1.1640		302.7230	0.0000	0.0000		
10/3/2001	15:14:17	303.7230	51.9200	1.1640		303.7230	0.0000	0.0000		
10/3/2001	15:15:17	304.7230	51.9200	1.1710		304.7230	0.0070	-0.0070		
10/3/2001	15:16:17	305.7230	51.9300	1.1660		305.7230	0.0020	-0.0020		
10/3/2001	15:17:17	306.7230	51.9200	1.1640		306.7230	0.0000	0.0000		
10/3/2001	15:18:17	307.7230	51.9300	1.1640		307.7230	0.0000	0.0000		
10/3/2001	15:19:17	308.7230	51.9200	1.1660		308.7230	0.0020	-0.0020		
10/3/2001	15:20:17	309.7230	51.9200	1.1640		309.7230	0.0000	0.0000		
10/3/2001	15:21:17	310.7230	51.9200	1.1640		310.7230	0.0000	0.0000		
10/3/2001	15:22:17	311.7230	51.9200	1.1640		311.7230	0.0000	0.0000		
10/3/2001	15:23:17	312.7230	51.9200	1.1640		312.7230	0.0000	0.0000		
10/3/2001	15:24:17	313.7230	51.9300	1.1660		313.7230	0.0020	-0.0020		
10/3/2001	15:25:17	314.7230	51.9200	1.1640		314.7230	0.0000	0.0000		
10/3/2001	15:26:17	315.7230	51.9200	1.1660		315.7230	0.0020	-0.0020		
10/3/2001	15:27:17	316.7230	51.9400	1.1640		316.7230	0.0000	0.0000		

IN_SITU INC.	Troll	
Report generated:	3/15/2003	17:01:57
Report from file:		
DataMgr Version	2.12	
Serial number:	11280	
Firmware Version	6.24	
Unit name:	SP4000	
Test name:		LL2mw268 slugout
Test defined on:	10/3/2001	15:29:21
Test started on:	10/3/2001	15:29:45
Test stopped on:	10/4/2001	9:15:40
Test extracted on:	10/4/2001	9:15:45
Data gathered using Logarithmic testing		
Maximum time between data points:	10.0000	Minutes.
Number of data samples:	239	
TOTAL DATA SAMPLES		
	239	
Channel number [1]		
Measurement type:	Temperature	
Channel name:	OnBoard Temp	
Channel number [2]		
Measurement type:	Pressure/Level	
Channel name:	OnBoard Pressure	
Sensor Range:	15 PSI.	
Specific gravity:	1	
Mode:	TOC	
User-defined reference:	12.78	Feet H2O
Referenced on:	channel definition.	
Pressure head at reference:	0	Feet H2O



LL2MO268				AqtwSolv						
						Max	Final	Point	Point	Check
						ET	Chan[2]	ET	Chan[2]	
						(min)	Feet H2O	(min)	Feet H2O	
						1057.7380	1.2490	5.0000	1.1960	Fall
							Rise	Fall		
							d	-d		
			Chan[1]	Chan[2]			Chan[2]	Chan[2]		
			Fahrenheit	Feet H2O			Feet H2O	Feet H2O		
Date	Time	ET (min)	Fahrenheit	Feet H2O		ET (min)	Feet H2O	Feet H2O		
10/3/2001	15:29:45	0.0000	52.1600	2.2200		0.0000	0.9710	-0.9710		
10/3/2001	15:29:45	0.0050	52.1600	2.9140		0.0050	1.6650	-1.6650		
10/3/2001	15:29:45	0.0100	52.1600	-0.1720		0.0100	-1.4210	1.4210		
10/3/2001	15:29:45	0.0150	52.1600	3.3780		0.0150	2.1290	-2.1290		
10/3/2001	15:29:46	0.0200	52.1700	2.0820		0.0200	0.8330	-0.8330		
10/3/2001	15:29:46	0.0250	52.1700	2.3820		0.0250	1.1330	-1.1330		
10/3/2001	15:29:46	0.0300	52.1800	2.3450		0.0300	1.0960	-1.0960		
10/3/2001	15:29:47	0.0350	52.1900	2.2960		0.0350	1.0470	-1.0470		
10/3/2001	15:29:47	0.0400	52.1900	2.3150		0.0400	1.0660	-1.0660		
10/3/2001	15:29:47	0.0450	52.2000	2.2850		0.0450	1.0360	-1.0360		
10/3/2001	15:29:48	0.0500	52.2200	2.2780		0.0500	1.0290	-1.0290		
10/3/2001	15:29:48	0.0550	52.2200	2.2640		0.0550	1.0150	-1.0150		
10/3/2001	15:29:48	0.0600	52.2200	2.2520		0.0600	1.0030	-1.0030		
10/3/2001	15:29:48	0.0650	52.2300	2.2410		0.0650	0.9920	-0.9920		
10/3/2001	15:29:49	0.0700	52.2300	2.2360		0.0700	0.9870	-0.9870		
10/3/2001	15:29:49	0.0750	52.2400	2.2270		0.0750	0.9780	-0.9780		
10/3/2001	15:29:49	0.0800	52.2400	2.1120		0.0800	0.8630	-0.8630		
10/3/2001	15:29:50	0.0850	52.2500	2.2290		0.0850	0.9800	-0.9800		
10/3/2001	15:29:50	0.0900	52.2500	2.2110		0.0900	0.9620	-0.9620		
10/3/2001	15:29:50	0.0950	52.2500	2.1970		0.0950	0.9480	-0.9480		
10/3/2001	15:29:51	0.1000	52.2600	2.1920		0.1000	0.9430	-0.9430		
10/3/2001	15:29:51	0.1058	52.2600	2.1790		0.1058	0.9300	-0.9300		
10/3/2001	15:29:51	0.1120	52.2600	2.1760		0.1120	0.9270	-0.9270		
10/3/2001	15:29:52	0.1185	52.2700	2.1650		0.1185	0.9160	-0.9160		
10/3/2001	15:29:52	0.1255	52.2700	2.1600		0.1255	0.9110	-0.9110		
10/3/2001	15:29:52	0.1328	52.2800	2.1550		0.1328	0.9060	-0.9060		
10/3/2001	15:29:53	0.1407	52.2800	2.1460		0.1407	0.8970	-0.8970		
10/3/2001	15:29:53	0.1490	52.2900	2.1440		0.1490	0.8950	-0.8950		
10/3/2001	15:29:54	0.1578	52.2900	2.1230		0.1578	0.8740	-0.8740		
10/3/2001	15:29:55	0.1672	52.2900	2.1230		0.1672	0.8740	-0.8740		
10/3/2001	15:29:55	0.1770	52.3300	2.1090		0.1770	0.8600	-0.8600		
10/3/2001	15:29:56	0.1875	52.3300	2.0910		0.1875	0.8420	-0.8420		
10/3/2001	15:29:56	0.1985	52.3300	2.0860		0.1985	0.8370	-0.8370		
10/3/2001	15:29:57	0.2102	52.3400	2.0700		0.2102	0.8210	-0.8210		
10/3/2001	15:29:58	0.2227	52.3400	2.0560		0.2227	0.8070	-0.8070		
10/3/2001	15:29:59	0.2358	52.3400	2.0470		0.2358	0.7980	-0.7980		
10/3/2001	15:29:59	0.2498	52.3500	2.0310		0.2498	0.7820	-0.7820		
10/3/2001	15:30:00	0.2647	52.3500	2.0170		0.2647	0.7680	-0.7680		
10/3/2001	15:30:01	0.2803	52.3500	2.0010		0.2803	0.7520	-0.7520		
10/3/2001	15:30:02	0.2970	52.3500	1.9820		0.2970	0.7330	-0.7330		
10/3/2001	15:30:03	0.3147	52.3500	1.9640		0.3147	0.7150	-0.7150		
10/3/2001	15:30:05	0.3333	52.3600	1.9410		0.3333	0.6920	-0.6920		
10/3/2001	15:30:06	0.3532	52.3500	1.9200		0.3532	0.6710	-0.6710		
10/3/2001	15:30:07	0.3742	52.3500	1.8970		0.3742	0.6480	-0.6480		
10/3/2001	15:30:08	0.3963	52.3600	1.8720		0.3963	0.6230	-0.6230		
10/3/2001	15:30:10	0.4198	52.3500	1.8560		0.4198	0.6070	-0.6070		
10/3/2001	15:30:11	0.4447	52.3500	1.8350		0.4447	0.5860	-0.5860		
10/3/2001	15:30:13	0.4697	52.3600	1.8160		0.4697	0.5670	-0.5670		
10/3/2001	15:30:14	0.4963	52.3600	1.7910		0.4963	0.5420	-0.5420		

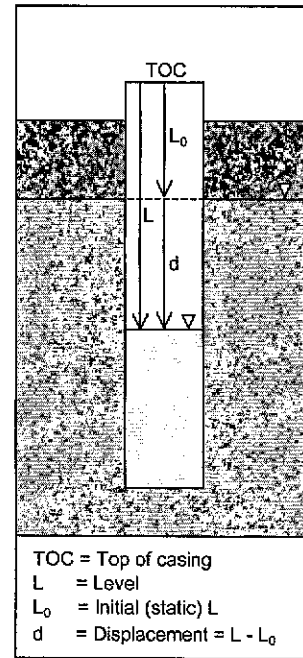
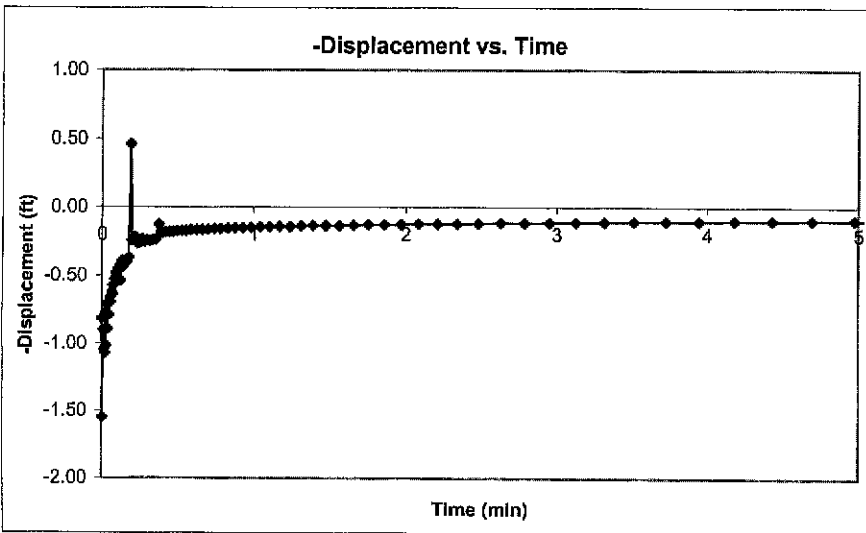
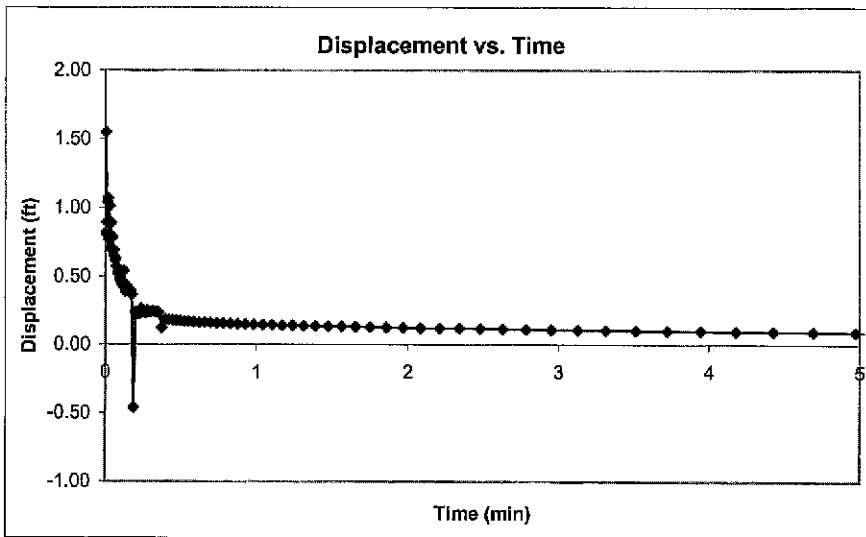
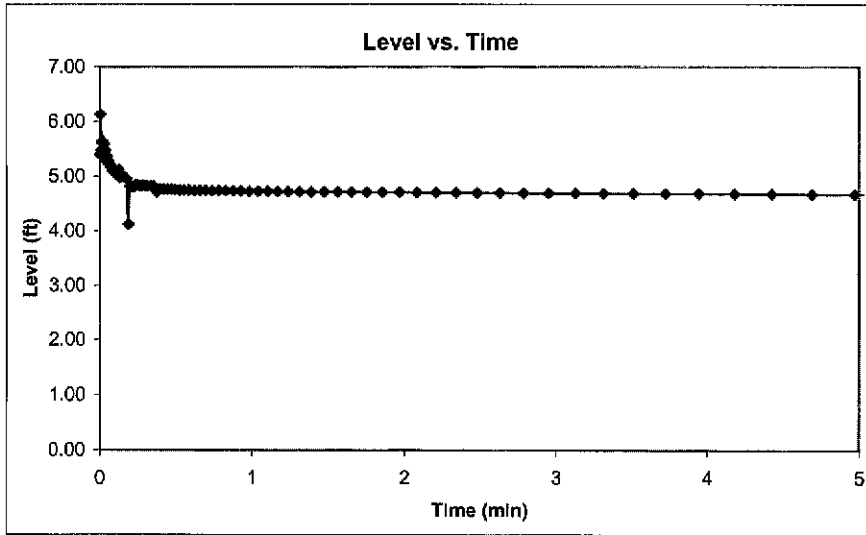
10/3/2001	15:30:16	0.5247	52.3700	1.7700		0.5247	0.5210	-0.5210		
10/3/2001	15:30:18	0.5547	52.3700	1.7520		0.5547	0.5030	-0.5030		
10/3/2001	15:30:20	0.5863	52.3600	1.7330		0.5863	0.4840	-0.4840		
10/3/2001	15:30:22	0.6213	52.3600	1.7080		0.6213	0.4590	-0.4590		
10/3/2001	15:30:24	0.6580	52.3600	1.6830		0.6580	0.4340	-0.4340		
10/3/2001	15:30:26	0.6963	52.3600	1.6620		0.6963	0.4130	-0.4130		
10/3/2001	15:30:29	0.7380	52.3600	1.6430		0.7380	0.3940	-0.3940		
10/3/2001	15:30:31	0.7813	52.3600	1.6180		0.7813	0.3690	-0.3690		
10/3/2001	15:30:34	0.8280	52.3500	1.5930		0.8280	0.3440	-0.3440		
10/3/2001	15:30:37	0.8763	52.3500	1.5740		0.8763	0.3250	-0.3250		
10/3/2001	15:30:40	0.9280	52.3500	1.5560		0.9280	0.3070	-0.3070		
10/3/2001	15:30:43	0.9830	52.3500	1.5300		0.9830	0.2810	-0.2810		
10/3/2001	15:30:47	1.0413	52.3500	1.5100		1.0413	0.2610	-0.2610		
10/3/2001	15:30:51	1.1030	52.3500	1.4870		1.1030	0.2380	-0.2380		
10/3/2001	15:30:55	1.1680	52.3500	1.4680		1.1680	0.2190	-0.2190		
10/3/2001	15:30:59	1.2380	52.3400	1.4470		1.2380	0.1980	-0.1980		
10/3/2001	15:31:03	1.3113	52.3400	1.4240		1.3113	0.1750	-0.1750		
10/3/2001	15:31:08	1.3897	52.3400	1.4060		1.3897	0.1570	-0.1570		
10/3/2001	15:31:13	1.4730	52.3300	1.3870		1.4730	0.1380	-0.1380		
10/3/2001	15:31:18	1.5613	52.3400	1.3690		1.5613	0.1200	-0.1200		
10/3/2001	15:31:24	1.6547	52.3300	1.3500		1.6547	0.1010	-0.1010		
10/3/2001	15:31:30	1.7530	52.3300	1.3340		1.7530	0.0850	-0.0850		
10/3/2001	15:31:36	1.8580	52.3300	1.3180		1.8580	0.0690	-0.0690		
10/3/2001	15:31:43	1.9680	52.3100	1.3040		1.9680	0.0550	-0.0550		
10/3/2001	15:31:50	2.0847	52.3100	1.2930		2.0847	0.0440	-0.0440		
10/3/2001	15:31:57	2.2097	52.3100	1.2790		2.2097	0.0300	-0.0300		
10/3/2001	15:32:05	2.3413	52.3000	1.2700		2.3413	0.0210	-0.0210		
10/3/2001	15:32:13	2.4813	52.3000	1.2580		2.4813	0.0090	-0.0090		
10/3/2001	15:32:22	2.6297	52.3000	1.2490		2.6297	0.0000	0.0000		
10/3/2001	15:32:32	2.7863	52.3000	1.2420		2.7863	-0.0070	0.0070		
10/3/2001	15:32:42	2.9530	52.3000	1.2330		2.9530	-0.0160	0.0160		
10/3/2001	15:32:52	3.1297	52.2900	1.2280		3.1297	-0.0210	0.0210		
10/3/2001	15:33:03	3.3163	52.2900	1.2210		3.3163	-0.0280	0.0280		
10/3/2001	15:33:15	3.5147	52.2900	1.2170		3.5147	-0.0320	0.0320		
10/3/2001	15:33:28	3.7247	52.2800	1.2120		3.7247	-0.0370	0.0370		
10/3/2001	15:33:41	3.9463	52.2800	1.2070		3.9463	-0.0420	0.0420		
10/3/2001	15:33:55	4.1813	52.2700	1.2030		4.1813	-0.0460	0.0460		
10/3/2001	15:34:10	4.4297	52.2700	1.2010		4.4297	-0.0480	0.0480		
10/3/2001	15:34:26	4.6930	52.2600	1.1980		4.6930	-0.0510	0.0510		
10/3/2001	15:34:43	4.9730	52.2600	1.1960		4.9730	-0.0530	0.0530		
10/3/2001	15:35:01	5.2697	52.2500	1.1910		5.2697	-0.0580	0.0580		
10/3/2001	15:35:19	5.5830	52.2500	1.1910		5.5830	-0.0580	0.0580		
10/3/2001	15:35:39	5.9147	52.2400	1.1890		5.9147	-0.0600	0.0600		
10/3/2001	15:36:00	6.2663	52.2300	1.1870		6.2663	-0.0620	0.0620		
10/3/2001	15:36:23	6.6397	52.2200	1.1870		6.6397	-0.0620	0.0620		
10/3/2001	15:36:47	7.0347	52.2000	1.1840		7.0347	-0.0650	0.0650		
10/3/2001	15:37:12	7.4530	52.1900	1.1820		7.4530	-0.0670	0.0670		
10/3/2001	15:37:38	7.8963	52.1900	1.1820		7.8963	-0.0670	0.0670		
10/3/2001	15:38:06	8.3663	52.1700	1.1820		8.3663	-0.0670	0.0670		
10/3/2001	15:38:36	8.8647	52.1600	1.1800		8.8647	-0.0690	0.0690		
10/3/2001	15:39:08	9.3913	52.1600	1.1800		9.3913	-0.0690	0.0690		
10/3/2001	15:39:41	9.9497	52.1500	1.1770		9.9497	-0.0720	0.0720		
10/3/2001	15:40:17	10.5413	52.1400	1.1800		10.5413	-0.0690	0.0690		
10/3/2001	15:40:55	11.1680	52.1300	1.1750		11.1680	-0.0740	0.0740		
10/3/2001	15:41:34	11.8313	52.1300	1.1750		11.8313	-0.0740	0.0740		
10/3/2001	15:42:17	12.5347	52.1200	1.1770		12.5347	-0.0720	0.0720		
10/3/2001	15:43:01	13.2797	52.1200	1.1750		13.2797	-0.0740	0.0740		
10/3/2001	15:43:49	14.0697	52.1100	1.1750		14.0697	-0.0740	0.0740		
10/3/2001	15:44:39	14.9063	52.1100	1.1750		14.9063	-0.0740	0.0740		
10/3/2001	15:45:32	15.7913	52.1100	1.1750		15.7913	-0.0740	0.0740		

10/3/2001	15:46:28	16.7297	52.1100	1.1750		16.7297	-0.0740	0.0740		
10/3/2001	15:47:28	17.7230	52.1100	1.1730		17.7230	-0.0760	0.0760		
10/3/2001	15:48:31	18.7763	52.1100	1.1730		18.7763	-0.0760	0.0760		
10/3/2001	15:49:38	19.8913	52.1100	1.1750		19.8913	-0.0740	0.0740		
10/3/2001	15:50:49	21.0730	52.1100	1.1730		21.0730	-0.0760	0.0760		
10/3/2001	15:52:04	22.3247	52.1100	1.1730		22.3247	-0.0760	0.0760		
10/3/2001	15:53:23	23.6497	52.1100	1.1730		23.6497	-0.0760	0.0760		
10/3/2001	15:54:48	25.0547	52.1000	1.1730		25.0547	-0.0760	0.0760		
10/3/2001	15:56:17	26.5430	52.1100	1.1730		26.5430	-0.0760	0.0760		
10/3/2001	15:57:52	28.1180	52.1100	1.1710		28.1180	-0.0780	0.0780		
10/3/2001	15:59:32	29.7863	52.1200	1.1710		29.7863	-0.0780	0.0780		
10/3/2001	16:01:18	31.5547	52.1200	1.1710		31.5547	-0.0780	0.0780		
10/3/2001	16:03:10	33.4280	52.1200	1.1680		33.4280	-0.0810	0.0810		
10/3/2001	16:05:09	35.4113	52.1200	1.1680		35.4113	-0.0810	0.0810		
10/3/2001	16:07:15	37.5130	52.1300	1.1680		37.5130	-0.0810	0.0810		
10/3/2001	16:09:29	39.7397	52.1400	1.1680		39.7397	-0.0810	0.0810		
10/3/2001	16:11:50	42.0980	52.1400	1.1680		42.0980	-0.0810	0.0810		
10/3/2001	16:14:20	44.5963	52.1500	1.1680		44.5963	-0.0810	0.0810		
10/3/2001	16:16:59	47.2430	52.1500	1.1660		47.2430	-0.0830	0.0830		
10/3/2001	16:19:47	50.0463	52.1500	1.1680		50.0463	-0.0810	0.0810		
10/3/2001	16:22:45	53.0147	52.1500	1.1660		53.0147	-0.0830	0.0830		
10/3/2001	16:25:54	56.1597	52.1500	1.1660		56.1597	-0.0830	0.0830		
10/3/2001	16:29:14	59.4913	52.1400	1.1660		59.4913	-0.0830	0.0830		
10/3/2001	16:32:46	63.0197	52.1400	1.1660		63.0197	-0.0830	0.0830		
10/3/2001	16:36:30	66.7580	52.1300	1.1660		66.7580	-0.0830	0.0830		
10/3/2001	16:40:28	70.7180	52.1300	1.1640		70.7180	-0.0850	0.0850		
10/3/2001	16:44:39	74.9113	52.1200	1.1660		74.9113	-0.0830	0.0830		
10/3/2001	16:49:06	79.3547	52.1100	1.1640		79.3547	-0.0850	0.0850		
10/3/2001	16:53:48	84.0613	52.1000	1.1660		84.0613	-0.0830	0.0830		
10/3/2001	16:58:47	89.0463	52.0900	1.1660		89.0463	-0.0830	0.0830		
10/3/2001	17:04:04	94.3263	52.0800	1.1660		94.3263	-0.0830	0.0830		
10/3/2001	17:09:40	99.9197	52.0600	1.1640		99.9197	-0.0850	0.0850		
10/3/2001	17:15:35	105.8447	52.0500	1.1660		105.8447	-0.0830	0.0830		
10/3/2001	17:21:52	112.1197	52.0400	1.1660		112.1197	-0.0830	0.0830		
10/3/2001	17:28:31	118.7680	52.0300	1.1660		118.7680	-0.0830	0.0830		
10/3/2001	17:35:33	125.8097	52.0200	1.1660		125.8097	-0.0830	0.0830		
10/3/2001	17:43:01	133.2680	52.0200	1.1680		133.2680	-0.0810	0.0810		
10/3/2001	17:50:55	141.1680	52.0000	1.1680		141.1680	-0.0810	0.0810		
10/3/2001	17:59:17	149.5363	52.0000	1.1710		149.5363	-0.0780	0.0780		
10/3/2001	18:08:09	158.4013	51.9900	1.1710		158.4013	-0.0780	0.0780		
10/3/2001	18:17:32	167.7913	51.9800	1.1730		167.7913	-0.0760	0.0760		
10/3/2001	18:27:29	177.7380	51.9700	1.1710		177.7380	-0.0780	0.0780		
10/3/2001	18:37:29	187.7380	51.9500	1.1730		187.7380	-0.0760	0.0760		
10/3/2001	18:47:29	197.7380	51.9500	1.1730		197.7380	-0.0760	0.0760		
10/3/2001	18:57:29	207.7380	51.9400	1.1750		207.7380	-0.0740	0.0740		
10/3/2001	19:07:29	217.7380	51.9300	1.1750		217.7380	-0.0740	0.0740		
10/3/2001	19:17:29	227.7380	51.9300	1.1750		227.7380	-0.0740	0.0740		
10/3/2001	19:27:29	237.7380	51.9300	1.1750		237.7380	-0.0740	0.0740		
10/3/2001	19:37:29	247.7380	51.9200	1.1800		247.7380	-0.0690	0.0690		
10/3/2001	19:47:29	257.7380	51.9200	1.1820		257.7380	-0.0670	0.0670		
10/3/2001	19:57:29	267.7380	51.9200	1.1840		267.7380	-0.0650	0.0650		
10/3/2001	20:07:29	277.7380	51.9200	1.1870		277.7380	-0.0620	0.0620		
10/3/2001	20:17:29	287.7380	51.9200	1.1890		287.7380	-0.0600	0.0600		
10/3/2001	20:27:29	297.7380	51.9200	1.1910		297.7380	-0.0580	0.0580		
10/3/2001	20:37:29	307.7380	51.9200	1.1910		307.7380	-0.0580	0.0580		
10/3/2001	20:47:29	317.7380	51.9200	1.1940		317.7380	-0.0550	0.0550		
10/3/2001	20:57:29	327.7380	51.9200	1.1960		327.7380	-0.0530	0.0530		
10/3/2001	21:07:29	337.7380	51.9100	1.1980		337.7380	-0.0510	0.0510		
10/3/2001	21:17:29	347.7380	51.9100	1.2010		347.7380	-0.0480	0.0480		
10/3/2001	21:27:29	357.7380	51.9200	1.2030		357.7380	-0.0460	0.0460		

10/3/2001	21:37:29	367.7380	51.9200	1.2070		367.7380	-0.0420	0.0420		
10/3/2001	21:47:29	377.7380	51.9100	1.2070		377.7380	-0.0420	0.0420		
10/3/2001	21:57:29	387.7380	51.9200	1.2100		387.7380	-0.0390	0.0390		
10/3/2001	22:07:29	397.7380	51.9100	1.2120		397.7380	-0.0370	0.0370		
10/3/2001	22:17:29	407.7380	51.9100	1.2140		407.7380	-0.0350	0.0350		
10/3/2001	22:27:29	417.7380	51.9100	1.2170		417.7380	-0.0320	0.0320		
10/3/2001	22:37:29	427.7380	51.9100	1.2170		427.7380	-0.0320	0.0320		
10/3/2001	22:47:29	437.7380	51.9100	1.2170		437.7380	-0.0320	0.0320		
10/3/2001	22:57:29	447.7380	51.9200	1.2190		447.7380	-0.0300	0.0300		
10/3/2001	23:07:29	457.7380	51.9200	1.2190		457.7380	-0.0300	0.0300		
10/3/2001	23:17:29	467.7380	51.9100	1.2190		467.7380	-0.0300	0.0300		
10/3/2001	23:27:29	477.7380	51.9100	1.2190		477.7380	-0.0300	0.0300		
10/3/2001	23:37:29	487.7380	51.9100	1.2190		487.7380	-0.0300	0.0300		
10/3/2001	23:47:29	497.7380	51.9200	1.2190		497.7380	-0.0300	0.0300		
10/3/2001	23:57:29	507.7380	51.9200	1.2190		507.7380	-0.0300	0.0300		
10/4/2001	0:07:29	517.7380	51.9200	1.2190		517.7380	-0.0300	0.0300		
10/4/2001	0:17:29	527.7380	51.9200	1.2170		527.7380	-0.0320	0.0320		
10/4/2001	0:27:29	537.7380	51.9200	1.2170		537.7380	-0.0320	0.0320		
10/4/2001	0:37:29	547.7380	51.9200	1.2170		547.7380	-0.0320	0.0320		
10/4/2001	0:47:29	557.7380	51.9200	1.2170		557.7380	-0.0320	0.0320		
10/4/2001	0:57:29	567.7380	51.9200	1.2170		567.7380	-0.0320	0.0320		
10/4/2001	1:07:29	577.7380	51.9200	1.2170		577.7380	-0.0320	0.0320		
10/4/2001	1:17:29	587.7380	51.9200	1.2190		587.7380	-0.0300	0.0300		
10/4/2001	1:27:29	597.7380	51.9200	1.2170		597.7380	-0.0320	0.0320		
10/4/2001	1:37:29	607.7380	51.9200	1.2170		607.7380	-0.0320	0.0320		
10/4/2001	1:47:29	617.7380	51.9200	1.2170		617.7380	-0.0320	0.0320		
10/4/2001	1:57:29	627.7380	51.9200	1.2190		627.7380	-0.0300	0.0300		
10/4/2001	2:07:29	637.7380	51.9200	1.2170		637.7380	-0.0320	0.0320		
10/4/2001	2:17:29	647.7380	51.9200	1.2190		647.7380	-0.0300	0.0300		
10/4/2001	2:27:29	657.7380	51.9200	1.2190		657.7380	-0.0300	0.0300		
10/4/2001	2:37:29	667.7380	51.9200	1.2190		667.7380	-0.0300	0.0300		
10/4/2001	2:47:29	677.7380	51.9200	1.2190		677.7380	-0.0300	0.0300		
10/4/2001	2:57:29	687.7380	51.9200	1.2190		687.7380	-0.0300	0.0300		
10/4/2001	3:07:29	697.7380	51.9200	1.2170		697.7380	-0.0320	0.0320		
10/4/2001	3:17:29	707.7380	51.9200	1.2170		707.7380	-0.0320	0.0320		
10/4/2001	3:27:29	717.7380	51.9200	1.2170		717.7380	-0.0320	0.0320		
10/4/2001	3:37:29	727.7380	51.9200	1.2140		727.7380	-0.0350	0.0350		
10/4/2001	3:47:29	737.7380	51.9200	1.2140		737.7380	-0.0350	0.0350		
10/4/2001	3:57:29	747.7380	51.9200	1.2140		747.7380	-0.0350	0.0350		
10/4/2001	4:07:29	757.7380	51.9200	1.2170		757.7380	-0.0320	0.0320		
10/4/2001	4:17:29	767.7380	51.9200	1.2170		767.7380	-0.0320	0.0320		
10/4/2001	4:27:29	777.7380	51.9200	1.2190		777.7380	-0.0300	0.0300		
10/4/2001	4:37:29	787.7380	51.9200	1.2190		787.7380	-0.0300	0.0300		
10/4/2001	4:47:29	797.7380	51.9200	1.2190		797.7380	-0.0300	0.0300		
10/4/2001	4:57:29	807.7380	51.9200	1.2210		807.7380	-0.0280	0.0280		
10/4/2001	5:07:29	817.7380	51.9200	1.2210		817.7380	-0.0280	0.0280		
10/4/2001	5:17:29	827.7380	51.9200	1.2210		827.7380	-0.0280	0.0280		
10/4/2001	5:27:29	837.7380	51.9200	1.2240		837.7380	-0.0250	0.0250		
10/4/2001	5:37:29	847.7380	51.9200	1.2240		847.7380	-0.0250	0.0250		
10/4/2001	5:47:29	857.7380	51.9200	1.2260		857.7380	-0.0230	0.0230		
10/4/2001	5:57:29	867.7380	51.9200	1.2280		867.7380	-0.0210	0.0210		
10/4/2001	6:07:29	877.7380	51.9200	1.2280		877.7380	-0.0210	0.0210		
10/4/2001	6:17:29	887.7380	51.9200	1.2310		887.7380	-0.0180	0.0180		
10/4/2001	6:27:29	897.7380	51.9300	1.2310		897.7380	-0.0180	0.0180		
10/4/2001	6:37:29	907.7380	51.9200	1.2330		907.7380	-0.0160	0.0160		
10/4/2001	6:47:29	917.7380	51.9200	1.2330		917.7380	-0.0160	0.0160		
10/4/2001	6:57:29	927.7380	51.9200	1.2350		927.7380	-0.0140	0.0140		
10/4/2001	7:07:29	937.7380	51.9200	1.2370		937.7380	-0.0120	0.0120		
10/4/2001	7:17:29	947.7380	51.9300	1.2370		947.7380	-0.0120	0.0120		
10/4/2001	7:27:29	957.7380	51.9200	1.2400		957.7380	-0.0090	0.0090		

10/4/2001	7:37:29	967.7380	51.9200	1.2420		967.7380	-0.0070	0.0070		
10/4/2001	7:47:29	977.7380	51.9200	1.2400		977.7380	-0.0090	0.0090		
10/4/2001	7:57:29	987.7380	51.9200	1.2420		987.7380	-0.0070	0.0070		
10/4/2001	8:07:29	997.7380	51.9200	1.2420		997.7380	-0.0070	0.0070		
10/4/2001	8:17:29	1007.7380	51.9200	1.2420		1007.7380	-0.0070	0.0070		
10/4/2001	8:27:29	1017.7380	51.9200	1.2440		1017.7380	-0.0050	0.0050		
10/4/2001	8:37:29	1027.7380	51.9200	1.2440		1027.7380	-0.0050	0.0050		
10/4/2001	8:47:29	1037.7380	51.9300	1.2470		1037.7380	-0.0020	0.0020		
10/4/2001	8:57:29	1047.7380	51.9200	1.2490		1047.7380	0.0000	0.0000		
10/4/2001	9:07:29	1057.7380	51.9300	1.2490		1057.7380	0.0000	0.0000		

IN_SITU INC.	Troll	
Report generated:	3/15/2003	17:02:20
Report from file:		
DataMgr Version	2.12	
Serial number:	11280	
Firmware Version	6.24	
Unit name:	SP4000	
Test name:		LL2mw269 slugout
Test defined on:	9/28/2001	9:23:38
Test started on:	9/28/2001	9:24:00
Test stopped on:	9/28/2001	12:29:56
Test extracted on:	9/28/2001	12:30:06
Data gathered using Logarithmic testing		
Maximum time between data points:	1.0000	Minutes.
Number of data samples:	279	
TOTAL DATA SAMPLES		
	279	
Channel number [1]		
Measurement type:	Temperature	
Channel name:	OnBoard Temp	
Channel number [2]		
Measurement type:	Pressure/Level	
Channel name:	OnBoard Pressure	
Sensor Range:	15 PSI.	
Specific gravity:	1	
Mode:	TOC	
User-defined reference:	12.78	Feet H2O
Referenced on:	channel definition.	
Pressure head at reference:	0	Feet H2O



LL2MO269					AqtwSolv	Final	Point	Point	Check
					Max	Chan[2]	ET	Chan[2]	
					(min)	Feet H2O	(min)	Feet H2O	
					185.7230	4.5820	5.0000	4.6740	Rise
						Rise	Fall		
						d	-d		
			Chan[1]	Chan[2]		Chan[2]	Chan[2]		
Date	Time	ET (min)	Fahrenheit	Feet H2O	ET (min)	Feet H2O	Feet H2O		
-----	-----	-----	-----	-----	-----	-----	-----		
9/28/2001	9:24:00	0.0000	51.6100	5.3960	0.0000	0.8140	-0.8140		
9/28/2001	9:24:00	0.0050	51.6100	6.1300	0.0050	1.5480	-1.5480		
9/28/2001	9:24:00	0.0100	51.6300	5.4790	0.0100	0.8970	-0.8970		
9/28/2001	9:24:00	0.0150	51.6400	5.6250	0.0150	1.0430	-1.0430		
9/28/2001	9:24:01	0.0200	51.6400	5.6520	0.0200	1.0700	-1.0700		
9/28/2001	9:24:01	0.0250	51.6400	5.3480	0.0250	0.7660	-0.7660		
9/28/2001	9:24:01	0.0300	51.6500	5.5950	0.0300	1.0130	-1.0130		
9/28/2001	9:24:02	0.0350	51.6600	5.2900	0.0350	0.7080	-0.7080		
9/28/2001	9:24:02	0.0400	51.6600	5.4720	0.0400	0.8900	-0.8900		
9/28/2001	9:24:02	0.0450	51.6700	5.2720	0.0450	0.6900	-0.6900		
9/28/2001	9:24:03	0.0500	51.6800	5.3690	0.0500	0.7870	-0.7870		
9/28/2001	9:24:03	0.0550	51.6800	5.2350	0.0550	0.6530	-0.6530		
9/28/2001	9:24:03	0.0600	51.6800	5.2720	0.0600	0.6900	-0.6900		
9/28/2001	9:24:03	0.0650	51.6900	5.1980	0.0650	0.6160	-0.6160		
9/28/2001	9:24:04	0.0700	51.6900	5.2120	0.0700	0.6300	-0.6300		
9/28/2001	9:24:04	0.0750	51.7000	5.1520	0.0750	0.5700	-0.5700		
9/28/2001	9:24:04	0.0800	51.7000	5.1430	0.0800	0.5610	-0.5610		
9/28/2001	9:24:05	0.0850	51.7000	5.1080	0.0850	0.5260	-0.5260		
9/28/2001	9:24:05	0.0900	51.7100	5.0940	0.0900	0.5120	-0.5120		
9/28/2001	9:24:05	0.0950	51.7100	5.0640	0.0950	0.4820	-0.4820		
9/28/2001	9:24:06	0.1000	51.7100	5.0530	0.1000	0.4710	-0.4710		
9/28/2001	9:24:06	0.1058	51.7200	5.0370	0.1058	0.4550	-0.4550		
9/28/2001	9:24:06	0.1120	51.7200	5.0230	0.1120	0.4410	-0.4410		
9/28/2001	9:24:07	0.1185	51.7400	5.0070	0.1185	0.4250	-0.4250		
9/28/2001	9:24:07	0.1255	51.7400	5.1200	0.1255	0.5380	-0.5380		
9/28/2001	9:24:07	0.1328	51.7500	4.9720	0.1328	0.3900	-0.3900		
9/28/2001	9:24:08	0.1407	51.7500	5.0180	0.1407	0.4360	-0.4360		
9/28/2001	9:24:08	0.1490	51.7500	4.9970	0.1490	0.4150	-0.4150		
9/28/2001	9:24:09	0.1578	51.7600	4.9860	0.1578	0.4040	-0.4040		
9/28/2001	9:24:10	0.1672	51.7600	4.9770	0.1672	0.3950	-0.3950		
9/28/2001	9:24:10	0.1770	51.7800	4.9490	0.1770	0.3670	-0.3670		
9/28/2001	9:24:11	0.1875	51.7900	4.1210	0.1875	-0.4610	0.4610		
9/28/2001	9:24:11	0.1985	51.7900	4.8240	0.1985	0.2420	-0.2420		
9/28/2001	9:24:12	0.2102	51.8000	4.8060	0.2102	0.2240	-0.2240		
9/28/2001	9:24:13	0.2227	51.8000	4.8040	0.2227	0.2220	-0.2220		
9/28/2001	9:24:14	0.2358	51.8000	4.8470	0.2358	0.2650	-0.2650		
9/28/2001	9:24:14	0.2498	51.8000	4.8380	0.2498	0.2560	-0.2560		
9/28/2001	9:24:15	0.2647	51.8000	4.8150	0.2647	0.2330	-0.2330		
9/28/2001	9:24:16	0.2803	51.8100	4.8360	0.2803	0.2540	-0.2540		
9/28/2001	9:24:17	0.2970	51.8100	4.8220	0.2970	0.2400	-0.2400		
9/28/2001	9:24:18	0.3147	51.8100	4.8290	0.3147	0.2470	-0.2470		
9/28/2001	9:24:20	0.3333	51.8100	4.8240	0.3333	0.2420	-0.2420		
9/28/2001	9:24:21	0.3532	51.8100	4.8200	0.3532	0.2380	-0.2380		
9/28/2001	9:24:22	0.3742	51.8100	4.7070	0.3742	0.1250	-0.1250		
9/28/2001	9:24:23	0.3963	51.8100	4.7710	0.3963	0.1890	-0.1890		
9/28/2001	9:24:25	0.4198	51.8100	4.7640	0.4198	0.1820	-0.1820		
9/28/2001	9:24:26	0.4447	51.8100	4.7620	0.4447	0.1800	-0.1800		
9/28/2001	9:24:28	0.4697	51.8100	4.7600	0.4697	0.1780	-0.1780		
9/28/2001	9:24:29	0.4963	51.8100	4.7570	0.4963	0.1750	-0.1750		

9/28/2001	9:24:31	0.5247	51.8100	4.7530	0.5247	0.1710	-0.1710
9/28/2001	9:24:33	0.5547	51.8100	4.7530	0.5547	0.1710	-0.1710
9/28/2001	9:24:35	0.5863	51.8100	4.7480	0.5863	0.1660	-0.1660
9/28/2001	9:24:37	0.6213	51.8100	4.7460	0.6213	0.1640	-0.1640
9/28/2001	9:24:39	0.6580	51.8100	4.7460	0.6580	0.1640	-0.1640
9/28/2001	9:24:41	0.6963	51.8100	4.7440	0.6963	0.1620	-0.1620
9/28/2001	9:24:44	0.7380	51.8100	4.7390	0.7380	0.1570	-0.1570
9/28/2001	9:24:46	0.7813	51.8100	4.7390	0.7813	0.1570	-0.1570
9/28/2001	9:24:49	0.8280	51.8100	4.7370	0.8280	0.1550	-0.1550
9/28/2001	9:24:52	0.8763	51.8100	4.7340	0.8763	0.1520	-0.1520
9/28/2001	9:24:55	0.9280	51.8000	4.7320	0.9280	0.1500	-0.1500
9/28/2001	9:24:58	0.9830	51.8000	4.7300	0.9830	0.1480	-0.1480
9/28/2001	9:25:02	1.0413	51.8000	4.7270	1.0413	0.1450	-0.1450
9/28/2001	9:25:06	1.1030	51.8000	4.7270	1.1030	0.1450	-0.1450
9/28/2001	9:25:10	1.1680	51.8000	4.7230	1.1680	0.1410	-0.1410
9/28/2001	9:25:14	1.2380	51.7900	4.7230	1.2380	0.1410	-0.1410
9/28/2001	9:25:18	1.3113	51.7800	4.7200	1.3113	0.1380	-0.1380
9/28/2001	9:25:23	1.3897	51.7800	4.7180	1.3897	0.1360	-0.1360
9/28/2001	9:25:28	1.4730	51.7900	4.7160	1.4730	0.1340	-0.1340
9/28/2001	9:25:33	1.5613	51.7800	4.7160	1.5613	0.1340	-0.1340
9/28/2001	9:25:39	1.6547	51.7700	4.7140	1.6547	0.1320	-0.1320
9/28/2001	9:25:45	1.7530	51.7700	4.7110	1.7530	0.1290	-0.1290
9/28/2001	9:25:51	1.8580	51.7700	4.7090	1.8580	0.1270	-0.1270
9/28/2001	9:25:58	1.9680	51.7600	4.7070	1.9680	0.1250	-0.1250
9/28/2001	9:26:05	2.0847	51.7600	4.7040	2.0847	0.1220	-0.1220
9/28/2001	9:26:12	2.2097	51.7600	4.7020	2.2097	0.1200	-0.1200
9/28/2001	9:26:20	2.3413	51.7600	4.7020	2.3413	0.1200	-0.1200
9/28/2001	9:26:28	2.4813	51.7500	4.7000	2.4813	0.1180	-0.1180
9/28/2001	9:26:37	2.6297	51.7400	4.6970	2.6297	0.1150	-0.1150
9/28/2001	9:26:47	2.7863	51.7400	4.6950	2.7863	0.1130	-0.1130
9/28/2001	9:26:57	2.9530	51.7400	4.6930	2.9530	0.1110	-0.1110
9/28/2001	9:27:07	3.1297	51.7400	4.6910	3.1297	0.1090	-0.1090
9/28/2001	9:27:18	3.3163	51.7200	4.6880	3.3163	0.1060	-0.1060
9/28/2001	9:27:30	3.5147	51.7200	4.6860	3.5147	0.1040	-0.1040
9/28/2001	9:27:43	3.7247	51.7200	4.6840	3.7247	0.1020	-0.1020
9/28/2001	9:27:56	3.9463	51.7200	4.6840	3.9463	0.1020	-0.1020
9/28/2001	9:28:10	4.1813	51.7100	4.6790	4.1813	0.0970	-0.0970
9/28/2001	9:28:25	4.4297	51.7100	4.6790	4.4297	0.0970	-0.0970
9/28/2001	9:28:41	4.6930	51.7000	4.6770	4.6930	0.0950	-0.0950
9/28/2001	9:28:58	4.9730	51.7000	4.6740	4.9730	0.0920	-0.0920
9/28/2001	9:29:16	5.2697	51.7000	4.6720	5.2697	0.0900	-0.0900
9/28/2001	9:29:34	5.5830	51.7000	4.6670	5.5830	0.0850	-0.0850
9/28/2001	9:29:54	5.9147	51.7000	4.6670	5.9147	0.0850	-0.0850
9/28/2001	9:30:15	6.2663	51.6900	4.6650	6.2663	0.0830	-0.0830
9/28/2001	9:30:38	6.6397	51.7000	4.6610	6.6397	0.0790	-0.0790
9/28/2001	9:31:02	7.0347	51.6900	4.6580	7.0347	0.0760	-0.0760
9/28/2001	9:31:27	7.4530	51.7000	4.6560	7.4530	0.0740	-0.0740
9/28/2001	9:31:53	7.8963	51.6900	4.6540	7.8963	0.0720	-0.0720
9/28/2001	9:32:21	8.3663	51.7000	4.6490	8.3663	0.0670	-0.0670
9/28/2001	9:32:51	8.8647	51.7000	4.6470	8.8647	0.0650	-0.0650
9/28/2001	9:33:23	9.3913	51.7000	4.6440	9.3913	0.0620	-0.0620
9/28/2001	9:33:56	9.9497	51.7100	4.6420	9.9497	0.0600	-0.0600
9/28/2001	9:34:32	10.5413	51.7200	4.6370	10.5413	0.0550	-0.0550
9/28/2001	9:35:10	11.1680	51.7200	4.6370	11.1680	0.0550	-0.0550
9/28/2001	9:35:49	11.8313	51.7400	4.6350	11.8313	0.0530	-0.0530
9/28/2001	9:36:32	12.5347	51.7600	4.6310	12.5347	0.0490	-0.0490
9/28/2001	9:37:16	13.2797	51.7700	4.6280	13.2797	0.0460	-0.0460
9/28/2001	9:38:04	14.0697	51.7800	4.6260	14.0697	0.0440	-0.0440
9/28/2001	9:38:54	14.9063	51.8000	4.6210	14.9063	0.0390	-0.0390
9/28/2001	9:39:47	15.7913	51.8200	4.6190	15.7913	0.0370	-0.0370

9/28/2001	9:40:43	16.7297	51.8400	4.6190		16.7297	0.0370	-0.0370		
9/28/2001	9:41:43	17.7230	51.8700	4.6140		17.7230	0.0320	-0.0320		
9/28/2001	9:42:43	18.7230	51.8900	4.6120		18.7230	0.0300	-0.0300		
9/28/2001	9:43:43	19.7230	51.9000	4.6100		19.7230	0.0280	-0.0280		
9/28/2001	9:44:43	20.7230	51.9100	4.6100		20.7230	0.0280	-0.0280		
9/28/2001	9:45:43	21.7230	51.9200	4.6070		21.7230	0.0250	-0.0250		
9/28/2001	9:46:43	22.7230	51.9300	4.6050		22.7230	0.0230	-0.0230		
9/28/2001	9:47:43	23.7230	51.9400	4.6030		23.7230	0.0210	-0.0210		
9/28/2001	9:48:43	24.7230	51.9400	4.6010		24.7230	0.0190	-0.0190		
9/28/2001	9:49:43	25.7230	51.9400	4.6010		25.7230	0.0190	-0.0190		
9/28/2001	9:50:43	26.7230	51.9500	4.5980		26.7230	0.0160	-0.0160		
9/28/2001	9:51:43	27.7230	51.9500	4.5980		27.7230	0.0160	-0.0160		
9/28/2001	9:52:43	28.7230	51.9500	4.5960		28.7230	0.0140	-0.0140		
9/28/2001	9:53:43	29.7230	51.9400	4.5940		29.7230	0.0120	-0.0120		
9/28/2001	9:54:43	30.7230	51.9400	4.5940		30.7230	0.0120	-0.0120		
9/28/2001	9:55:43	31.7230	51.9400	4.5940		31.7230	0.0120	-0.0120		
9/28/2001	9:56:43	32.7230	51.9400	4.5910		32.7230	0.0090	-0.0090		
9/28/2001	9:57:43	33.7230	51.9300	4.5910		33.7230	0.0090	-0.0090		
9/28/2001	9:58:43	34.7230	51.9400	4.5910		34.7230	0.0090	-0.0090		
9/28/2001	9:59:43	35.7230	51.9300	4.5890		35.7230	0.0070	-0.0070		
9/28/2001	10:00:43	36.7230	51.9300	4.5890		36.7230	0.0070	-0.0070		
9/28/2001	10:01:43	37.7230	51.9300	4.5890		37.7230	0.0070	-0.0070		
9/28/2001	10:02:43	38.7230	51.9200	4.5870		38.7230	0.0050	-0.0050		
9/28/2001	10:03:43	39.7230	51.9200	4.5870		39.7230	0.0050	-0.0050		
9/28/2001	10:04:43	40.7230	51.9200	4.5870		40.7230	0.0050	-0.0050		
9/28/2001	10:05:43	41.7230	51.9100	4.5870		41.7230	0.0050	-0.0050		
9/28/2001	10:06:43	42.7230	51.9100	4.5870		42.7230	0.0050	-0.0050		
9/28/2001	10:07:43	43.7230	51.9000	4.5870		43.7230	0.0050	-0.0050		
9/28/2001	10:08:43	44.7230	51.9000	4.5840		44.7230	0.0020	-0.0020		
9/28/2001	10:09:43	45.7230	51.9000	4.5870		45.7230	0.0050	-0.0050		
9/28/2001	10:10:43	46.7230	51.9000	4.5840		46.7230	0.0020	-0.0020		
9/28/2001	10:11:43	47.7230	51.8900	4.5840		47.7230	0.0020	-0.0020		
9/28/2001	10:12:43	48.7230	51.8900	4.5840		48.7230	0.0020	-0.0020		
9/28/2001	10:13:43	49.7230	51.8900	4.5840		49.7230	0.0020	-0.0020		
9/28/2001	10:14:43	50.7230	51.8800	4.5840		50.7230	0.0020	-0.0020		
9/28/2001	10:15:43	51.7230	51.8800	4.5840		51.7230	0.0020	-0.0020		
9/28/2001	10:16:43	52.7230	51.8800	4.5840		52.7230	0.0020	-0.0020		
9/28/2001	10:17:43	53.7230	51.8700	4.5840		53.7230	0.0020	-0.0020		
9/28/2001	10:18:43	54.7230	51.8700	4.5820		54.7230	0.0000	0.0000		
9/28/2001	10:19:43	55.7230	51.8600	4.5840		55.7230	0.0020	-0.0020		
9/28/2001	10:20:43	56.7230	51.8600	4.5840		56.7230	0.0020	-0.0020		
9/28/2001	10:21:43	57.7230	51.8400	4.5840		57.7230	0.0020	-0.0020		
9/28/2001	10:22:43	58.7230	51.8400	4.5840		58.7230	0.0020	-0.0020		
9/28/2001	10:23:43	59.7230	51.8300	4.5840		59.7230	0.0020	-0.0020		
9/28/2001	10:24:43	60.7230	51.8300	4.5840		60.7230	0.0020	-0.0020		
9/28/2001	10:25:43	61.7230	51.8200	4.5840		61.7230	0.0020	-0.0020		
9/28/2001	10:26:43	62.7230	51.8200	4.5840		62.7230	0.0020	-0.0020		
9/28/2001	10:27:43	63.7230	51.8200	4.5840		63.7230	0.0020	-0.0020		
9/28/2001	10:28:43	64.7230	51.8100	4.5840		64.7230	0.0020	-0.0020		
9/28/2001	10:29:43	65.7230	51.8100	4.5840		65.7230	0.0020	-0.0020		
9/28/2001	10:30:43	66.7230	51.8000	4.5840		66.7230	0.0020	-0.0020		
9/28/2001	10:31:43	67.7230	51.8000	4.5840		67.7230	0.0020	-0.0020		
9/28/2001	10:32:43	68.7230	51.7900	4.5840		68.7230	0.0020	-0.0020		
9/28/2001	10:33:43	69.7230	51.7800	4.5840		69.7230	0.0020	-0.0020		
9/28/2001	10:34:43	70.7230	51.7800	4.5840		70.7230	0.0020	-0.0020		
9/28/2001	10:35:43	71.7230	51.7700	4.5840		71.7230	0.0020	-0.0020		
9/28/2001	10:36:43	72.7230	51.7700	4.5820		72.7230	0.0000	0.0000		
9/28/2001	10:37:43	73.7230	51.7700	4.5840		73.7230	0.0020	-0.0020		
9/28/2001	10:38:43	74.7230	51.7600	4.5820		74.7230	0.0000	0.0000		
9/28/2001	10:39:43	75.7230	51.7600	4.5840		75.7230	0.0020	-0.0020		

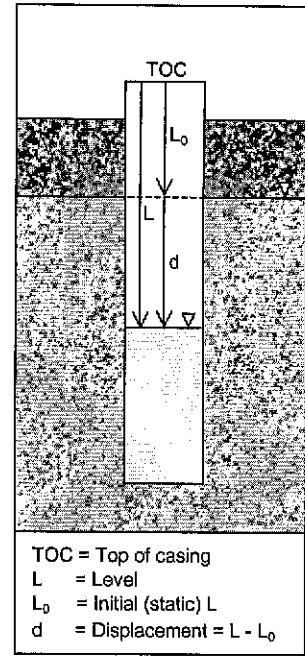
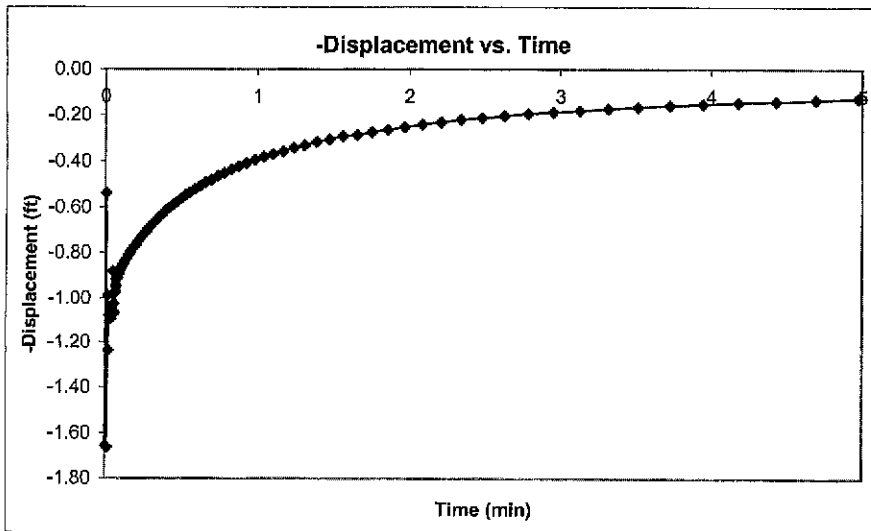
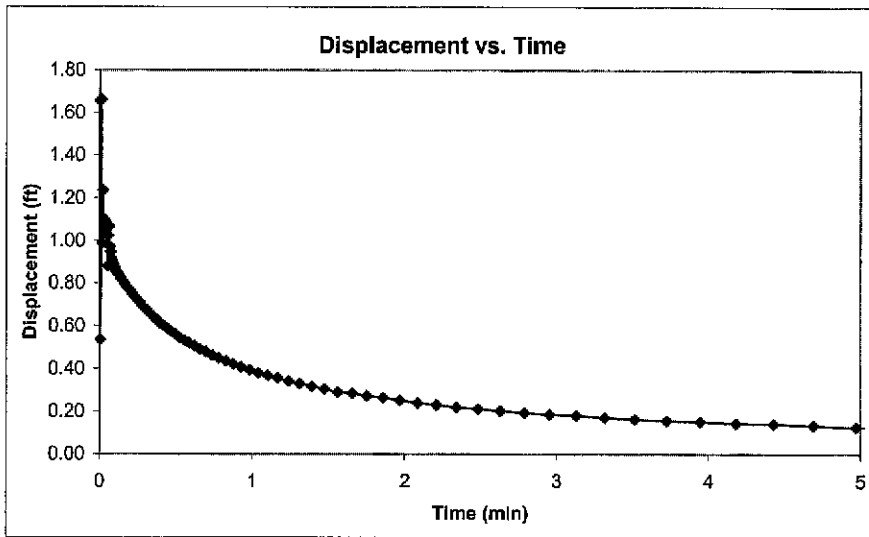
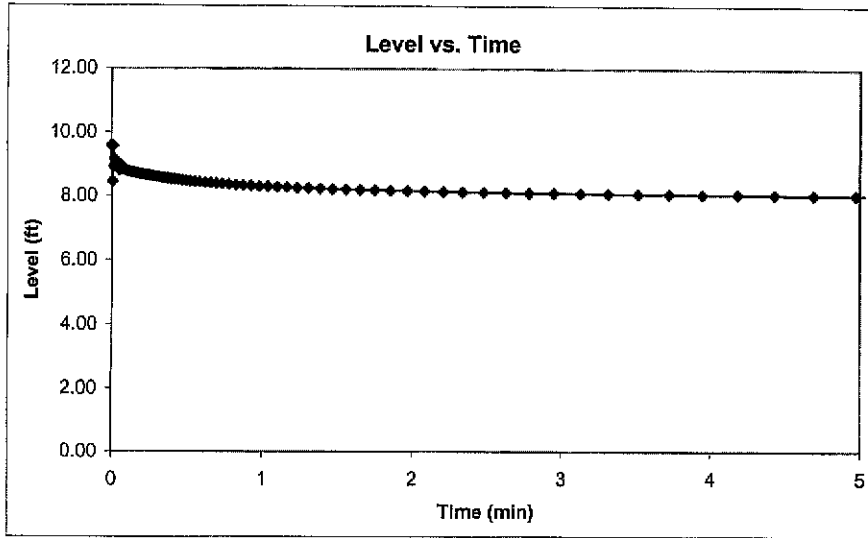
9/28/2001	10:40:43	76.7230	51.7600	4.5840		76.7230	0.0020	-0.0020		
9/28/2001	10:41:43	77.7230	51.7500	4.5840		77.7230	0.0020	-0.0020		
9/28/2001	10:42:43	78.7230	51.7500	4.5840		78.7230	0.0020	-0.0020		
9/28/2001	10:43:43	79.7230	51.7400	4.5820		79.7230	0.0000	0.0000		
9/28/2001	10:44:43	80.7230	51.7400	4.5820		80.7230	0.0000	0.0000		
9/28/2001	10:45:43	81.7230	51.7400	4.5820		81.7230	0.0000	0.0000		
9/28/2001	10:46:43	82.7230	51.7200	4.5820		82.7230	0.0000	0.0000		
9/28/2001	10:47:43	83.7230	51.7200	4.5840		83.7230	0.0020	-0.0020		
9/28/2001	10:48:43	84.7230	51.7100	4.5820		84.7230	0.0000	0.0000		
9/28/2001	10:49:43	85.7230	51.7100	4.5840		85.7230	0.0020	-0.0020		
9/28/2001	10:50:43	86.7230	51.7000	4.5840		86.7230	0.0020	-0.0020		
9/28/2001	10:51:43	87.7230	51.7000	4.5840		87.7230	0.0020	-0.0020		
9/28/2001	10:52:43	88.7230	51.7000	4.5840		88.7230	0.0020	-0.0020		
9/28/2001	10:53:43	89.7230	51.7000	4.5840		89.7230	0.0020	-0.0020		
9/28/2001	10:54:43	90.7230	51.6900	4.5840		90.7230	0.0020	-0.0020		
9/28/2001	10:55:43	91.7230	51.6900	4.5840		91.7230	0.0020	-0.0020		
9/28/2001	10:56:43	92.7230	51.6800	4.5840		92.7230	0.0020	-0.0020		
9/28/2001	10:57:43	93.7230	51.6800	4.5840		93.7230	0.0020	-0.0020		
9/28/2001	10:58:43	94.7230	51.6800	4.5840		94.7230	0.0020	-0.0020		
9/28/2001	10:59:43	95.7230	51.6800	4.5840		95.7230	0.0020	-0.0020		
9/28/2001	11:00:43	96.7230	51.6700	4.5840		96.7230	0.0020	-0.0020		
9/28/2001	11:01:43	97.7230	51.6700	4.5840		97.7230	0.0020	-0.0020		
9/28/2001	11:02:43	98.7230	51.6700	4.5840		98.7230	0.0020	-0.0020		
9/28/2001	11:03:43	99.7230	51.6700	4.5840		99.7230	0.0020	-0.0020		
9/28/2001	11:04:43	100.7230	51.6600	4.5840		100.7230	0.0020	-0.0020		
9/28/2001	11:05:43	101.7230	51.6500	4.5840		101.7230	0.0020	-0.0020		
9/28/2001	11:06:43	102.7230	51.6500	4.5840		102.7230	0.0020	-0.0020		
9/28/2001	11:07:43	103.7230	51.6500	4.5840		103.7230	0.0020	-0.0020		
9/28/2001	11:08:43	104.7230	51.6400	4.5840		104.7230	0.0020	-0.0020		
9/28/2001	11:09:43	105.7230	51.6400	4.5840		105.7230	0.0020	-0.0020		
9/28/2001	11:10:43	106.7230	51.6400	4.5840		106.7230	0.0020	-0.0020		
9/28/2001	11:11:43	107.7230	51.6400	4.5840		107.7230	0.0020	-0.0020		
9/28/2001	11:12:43	108.7230	51.6300	4.5820		108.7230	0.0000	0.0000		
9/28/2001	11:13:43	109.7230	51.6300	4.5840		109.7230	0.0020	-0.0020		
9/28/2001	11:14:43	110.7230	51.6300	4.5840		110.7230	0.0020	-0.0020		
9/28/2001	11:15:43	111.7230	51.6300	4.5820		111.7230	0.0000	0.0000		
9/28/2001	11:16:43	112.7230	51.6300	4.5840		112.7230	0.0020	-0.0020		
9/28/2001	11:17:43	113.7230	51.6100	4.5840		113.7230	0.0020	-0.0020		
9/28/2001	11:18:43	114.7230	51.6100	4.5840		114.7230	0.0020	-0.0020		
9/28/2001	11:19:43	115.7230	51.6100	4.5840		115.7230	0.0020	-0.0020		
9/28/2001	11:20:43	116.7230	51.6000	4.5840		116.7230	0.0020	-0.0020		
9/28/2001	11:21:43	117.7230	51.6000	4.5840		117.7230	0.0020	-0.0020		
9/28/2001	11:22:43	118.7230	51.6000	4.5840		118.7230	0.0020	-0.0020		
9/28/2001	11:23:43	119.7230	51.6000	4.5870		119.7230	0.0050	-0.0050		
9/28/2001	11:24:43	120.7230	51.6000	4.5840		120.7230	0.0020	-0.0020		
9/28/2001	11:25:43	121.7230	51.5900	4.5870		121.7230	0.0050	-0.0050		
9/28/2001	11:26:43	122.7230	51.5900	4.5840		122.7230	0.0020	-0.0020		
9/28/2001	11:27:43	123.7230	51.5900	4.5840		123.7230	0.0020	-0.0020		
9/28/2001	11:28:43	124.7230	51.5900	4.5870		124.7230	0.0050	-0.0050		
9/28/2001	11:29:43	125.7230	51.5900	4.5870		125.7230	0.0050	-0.0050		
9/28/2001	11:30:43	126.7230	51.5800	4.5870		126.7230	0.0050	-0.0050		
9/28/2001	11:31:43	127.7230	51.5800	4.5870		127.7230	0.0050	-0.0050		
9/28/2001	11:32:43	128.7230	51.5800	4.5870		128.7230	0.0050	-0.0050		
9/28/2001	11:33:43	129.7230	51.5800	4.5870		129.7230	0.0050	-0.0050		
9/28/2001	11:34:43	130.7230	51.5800	4.5870		130.7230	0.0050	-0.0050		
9/28/2001	11:35:43	131.7230	51.5800	4.5870		131.7230	0.0050	-0.0050		
9/28/2001	11:36:43	132.7230	51.5700	4.5870		132.7230	0.0050	-0.0050		
9/28/2001	11:37:43	133.7230	51.5800	4.5870		133.7230	0.0050	-0.0050		
9/28/2001	11:38:43	134.7230	51.5700	4.5870		134.7230	0.0050	-0.0050		
9/28/2001	11:39:43	135.7230	51.5700	4.5890		135.7230	0.0070	-0.0070		

9/28/2001	11:40:43	136.7230	51.5700	4.5870		136.7230	0.0050	-0.0050		
9/28/2001	11:41:43	137.7230	51.5700	4.5890		137.7230	0.0070	-0.0070		
9/28/2001	11:42:43	138.7230	51.5600	4.5890		138.7230	0.0070	-0.0070		
9/28/2001	11:43:43	139.7230	51.5600	4.5870		139.7230	0.0050	-0.0050		
9/28/2001	11:44:43	140.7230	51.5600	4.5890		140.7230	0.0070	-0.0070		
9/28/2001	11:45:43	141.7230	51.5600	4.5890		141.7230	0.0070	-0.0070		
9/28/2001	11:46:43	142.7230	51.5600	4.5870		142.7230	0.0050	-0.0050		
9/28/2001	11:47:43	143.7230	51.5600	4.5890		143.7230	0.0070	-0.0070		
9/28/2001	11:48:43	144.7230	51.5600	4.5890		144.7230	0.0070	-0.0070		
9/28/2001	11:49:43	145.7230	51.5600	4.5890		145.7230	0.0070	-0.0070		
9/28/2001	11:50:43	146.7230	51.5600	4.5890		146.7230	0.0070	-0.0070		
9/28/2001	11:51:43	147.7230	51.5500	4.5890		147.7230	0.0070	-0.0070		
9/28/2001	11:52:43	148.7230	51.5500	4.5890		148.7230	0.0070	-0.0070		
9/28/2001	11:53:43	149.7230	51.5500	4.5890		149.7230	0.0070	-0.0070		
9/28/2001	11:54:43	150.7230	51.5500	4.5890		150.7230	0.0070	-0.0070		
9/28/2001	11:55:43	151.7230	51.5400	4.5890		151.7230	0.0070	-0.0070		
9/28/2001	11:56:43	152.7230	51.5500	4.5890		152.7230	0.0070	-0.0070		
9/28/2001	11:57:43	153.7230	51.5400	4.5890		153.7230	0.0070	-0.0070		
9/28/2001	11:58:43	154.7230	51.5400	4.5910		154.7230	0.0090	-0.0090		
9/28/2001	11:59:43	155.7230	51.5400	4.5890		155.7230	0.0070	-0.0070		
9/28/2001	12:00:43	156.7230	51.5500	4.5910		156.7230	0.0090	-0.0090		
9/28/2001	12:01:43	157.7230	51.5400	4.5890		157.7230	0.0070	-0.0070		
9/28/2001	12:02:43	158.7230	51.5400	4.5910		158.7230	0.0090	-0.0090		
9/28/2001	12:03:43	159.7230	51.5400	4.5890		159.7230	0.0070	-0.0070		
9/28/2001	12:04:43	160.7230	51.5400	4.5890		160.7230	0.0070	-0.0070		
9/28/2001	12:05:43	161.7230	51.5400	4.5890		161.7230	0.0070	-0.0070		
9/28/2001	12:06:43	162.7230	51.5400	4.5890		162.7230	0.0070	-0.0070		
9/28/2001	12:07:43	163.7230	51.5400	4.5890		163.7230	0.0070	-0.0070		
9/28/2001	12:08:43	164.7230	51.5300	4.5890		164.7230	0.0070	-0.0070		
9/28/2001	12:09:43	165.7230	51.5300	4.5910		165.7230	0.0090	-0.0090		
9/28/2001	12:10:43	166.7230	51.5300	4.5890		166.7230	0.0070	-0.0070		
9/28/2001	12:11:43	167.7230	51.5300	4.5910		167.7230	0.0090	-0.0090		
9/28/2001	12:12:43	168.7230	51.5300	4.5910		168.7230	0.0090	-0.0090		
9/28/2001	12:13:43	169.7230	51.5300	4.5910		169.7230	0.0090	-0.0090		
9/28/2001	12:14:43	170.7230	51.5300	4.5910		170.7230	0.0090	-0.0090		
9/28/2001	12:15:43	171.7230	51.5300	4.5910		171.7230	0.0090	-0.0090		
9/28/2001	12:16:43	172.7230	51.5300	4.5910		172.7230	0.0090	-0.0090		
9/28/2001	12:17:43	173.7230	51.5200	4.5910		173.7230	0.0090	-0.0090		
9/28/2001	12:18:43	174.7230	51.5300	4.5910		174.7230	0.0090	-0.0090		
9/28/2001	12:19:43	175.7230	51.5300	4.5910		175.7230	0.0090	-0.0090		
9/28/2001	12:20:43	176.7230	51.5300	4.5910		176.7230	0.0090	-0.0090		
9/28/2001	12:21:43	177.7230	51.5200	4.5910		177.7230	0.0090	-0.0090		
9/28/2001	12:22:43	178.7230	51.5200	4.5910		178.7230	0.0090	-0.0090		
9/28/2001	12:23:43	179.7230	51.5200	4.5910		179.7230	0.0090	-0.0090		
9/28/2001	12:24:43	180.7230	51.5200	4.5870		180.7230	0.0050	-0.0050		
9/28/2001	12:25:43	181.7230	51.6600	4.5890		181.7230	0.0070	-0.0070		
9/28/2001	12:26:43	182.7230	51.6400	4.5870		182.7230	0.0050	-0.0050		
9/28/2001	12:27:43	183.7230	51.8300	4.5910		183.7230	0.0090	-0.0090		
9/28/2001	12:28:43	184.7230	51.7800	4.5960		184.7230	0.0140	-0.0140		
9/28/2001	12:29:43	185.7230	51.7100	4.5820		185.7230	0.0000	0.0000		

IN_SITU INC.	Troll	
Report generated:	3/15/2003	17:02:46
Report from file:		
DataMgr Version	2.12	
Serial number:	11285	
Firmware Version	6.24	
Unit name:	SP4000	
Test name:		LL2mw270slug out
Test defined on:	10/2/2001	9:17:37
Test started on:	10/2/2001	9:18:26
Test stopped on:	10/2/2001	10:40:22
Test extracted on:	10/2/2001	10:40:37
Data gathered using Logarithmic testing		
Maximum time between data points:	1.0000	Minutes.
Number of data samples:	175	
TOTAL DATA SAMPLES	175	
Channel number [1]		
Measurement type:	Temperature	
Channel name:	OnBoard Temp	
Channel number [2]		
Measurement type:	Pressure/Level	
Channel name:		
Sensor Range:	15 PSI.	
Specific gravity:	1	
Mode:	TOC	
User-defined reference:	9.58	Feet H2O
Referenced on:	test start	
Pressure head at reference:	8.837	Feet H2O

AqtwSolv

Rise



LL2MO270					AqtwSolv				
					Max	Final	Point	Point	Check
					ET	Chan[2]	ET	Chan[2]	
					(min)	Feet H2O	(min)	Feet H2O	
					81.7230	7.9240	5.0000	8.0510	Rise
						Rise	Fall		
				L		d	-d		
			Chan[1]	Chan[2]		Chan[2]	Chan[2]		
Date	Time	ET (min)	Fahrenheit	Feet H2O	ET (min)	Feet H2O	Feet H2O		
10/2/2001	9:18:26	0.0000	54.3000	9.5800	0.0000	1.6560	-1.6560		
10/2/2001	9:18:26	0.0050	54.3100	8.4610	0.0050	0.5370	-0.5370		
10/2/2001	9:18:26	0.0100	54.3000	9.5870	0.0100	1.6630	-1.6630		
10/2/2001	9:18:26	0.0150	54.3100	8.9110	0.0150	0.9870	-0.9870		
10/2/2001	9:18:27	0.0200	54.3000	9.1600	0.0200	1.2360	-1.2360		
10/2/2001	9:18:27	0.0250	54.3100	9.0030	0.0250	1.0790	-1.0790		
10/2/2001	9:18:27	0.0300	54.3200	9.0030	0.0300	1.0790	-1.0790		
10/2/2001	9:18:28	0.0350	54.3500	9.0190	0.0350	1.0950	-1.0950		
10/2/2001	9:18:28	0.0400	54.3500	8.9730	0.0400	1.0490	-1.0490		
10/2/2001	9:18:28	0.0450	54.3300	8.9570	0.0450	1.0330	-1.0330		
10/2/2001	9:18:29	0.0500	54.3300	8.8050	0.0500	0.8810	-0.8810		
10/2/2001	9:18:29	0.0550	54.3300	8.9480	0.0550	1.0240	-1.0240		
10/2/2001	9:18:29	0.0600	54.3400	8.9920	0.0600	1.0680	-1.0680		
10/2/2001	9:18:29	0.0650	54.3400	8.8950	0.0650	0.9710	-0.9710		
10/2/2001	9:18:30	0.0700	54.3600	8.8700	0.0700	0.9460	-0.9460		
10/2/2001	9:18:30	0.0750	54.3600	8.8400	0.0750	0.9160	-0.9160		
10/2/2001	9:18:30	0.0800	54.4100	8.8330	0.0800	0.9090	-0.9090		
10/2/2001	9:18:31	0.0850	54.3600	8.8190	0.0850	0.8950	-0.8950		
10/2/2001	9:18:31	0.0900	54.3600	8.8140	0.0900	0.8900	-0.8900		
10/2/2001	9:18:31	0.0950	54.3700	8.8000	0.0950	0.8760	-0.8760		
10/2/2001	9:18:32	0.1000	54.3600	8.7890	0.1000	0.8650	-0.8650		
10/2/2001	9:18:32	0.1058	54.3900	8.7870	0.1058	0.8630	-0.8630		
10/2/2001	9:18:32	0.1120	54.4100	8.7750	0.1120	0.8510	-0.8510		
10/2/2001	9:18:33	0.1185	54.4000	8.7730	0.1185	0.8490	-0.8490		
10/2/2001	9:18:33	0.1255	54.4000	8.7610	0.1255	0.8370	-0.8370		
10/2/2001	9:18:33	0.1328	54.3900	8.7500	0.1328	0.8260	-0.8260		
10/2/2001	9:18:34	0.1407	54.4200	8.7470	0.1407	0.8230	-0.8230		
10/2/2001	9:18:34	0.1490	54.4100	8.7360	0.1490	0.8120	-0.8120		
10/2/2001	9:18:35	0.1578	54.4100	8.7290	0.1578	0.8050	-0.8050		
10/2/2001	9:18:36	0.1672	54.4200	8.7170	0.1672	0.7930	-0.7930		
10/2/2001	9:18:36	0.1770	54.4500	8.7060	0.1770	0.7820	-0.7820		
10/2/2001	9:18:37	0.1875	54.4500	8.6970	0.1875	0.7730	-0.7730		
10/2/2001	9:18:37	0.1985	54.4500	8.6920	0.1985	0.7680	-0.7680		
10/2/2001	9:18:38	0.2102	54.4900	8.6780	0.2102	0.7540	-0.7540		
10/2/2001	9:18:39	0.2227	54.4600	8.6670	0.2227	0.7430	-0.7430		
10/2/2001	9:18:40	0.2358	54.5000	8.6550	0.2358	0.7310	-0.7310		
10/2/2001	9:18:40	0.2498	54.4900	8.6430	0.2498	0.7190	-0.7190		
10/2/2001	9:18:41	0.2647	54.4700	8.6340	0.2647	0.7100	-0.7100		
10/2/2001	9:18:42	0.2803	54.4700	8.6180	0.2803	0.6940	-0.6940		
10/2/2001	9:18:43	0.2970	54.4700	8.6070	0.2970	0.6830	-0.6830		
10/2/2001	9:18:44	0.3147	54.4700	8.5930	0.3147	0.6690	-0.6690		
10/2/2001	9:18:46	0.3333	54.5000	8.5810	0.3333	0.6570	-0.6570		
10/2/2001	9:18:47	0.3532	54.4900	8.5650	0.3532	0.6410	-0.6410		
10/2/2001	9:18:48	0.3742	54.4900	8.5540	0.3742	0.6300	-0.6300		
10/2/2001	9:18:49	0.3963	54.4700	8.5370	0.3963	0.6130	-0.6130		
10/2/2001	9:18:51	0.4198	54.4700	8.5260	0.4198	0.6020	-0.6020		
10/2/2001	9:18:52	0.4447	54.4900	8.5120	0.4447	0.5880	-0.5880		
10/2/2001	9:18:54	0.4697	54.4900	8.5000	0.4697	0.5760	-0.5760		
10/2/2001	9:18:55	0.4963	54.4900	8.4870	0.4963	0.5630	-0.5630		

10/2/2001	9:18:57	0.5247	54.4900	8.4700		0.5247	0.5460	-0.5460		
10/2/2001	9:18:59	0.5547	54.4900	8.4590		0.5547	0.5350	-0.5350		
10/2/2001	9:19:01	0.5863	54.5200	8.4450		0.5863	0.5210	-0.5210		
10/2/2001	9:19:03	0.6213	54.5200	8.4310		0.6213	0.5070	-0.5070		
10/2/2001	9:19:05	0.6580	54.5000	8.4150		0.6580	0.4910	-0.4910		
10/2/2001	9:19:07	0.6963	54.5000	8.4040		0.6963	0.4800	-0.4800		
10/2/2001	9:19:10	0.7380	54.4900	8.3870		0.7380	0.4630	-0.4630		
10/2/2001	9:19:12	0.7813	54.5000	8.3740		0.7813	0.4500	-0.4500		
10/2/2001	9:19:15	0.8280	54.4900	8.3600		0.8280	0.4360	-0.4360		
10/2/2001	9:19:18	0.8763	54.5000	8.3460		0.8763	0.4220	-0.4220		
10/2/2001	9:19:21	0.9280	54.5000	8.3320		0.9280	0.4080	-0.4080		
10/2/2001	9:19:24	0.9830	54.5000	8.3180		0.9830	0.3940	-0.3940		
10/2/2001	9:19:28	1.0413	54.5000	8.3040		1.0413	0.3800	-0.3800		
10/2/2001	9:19:32	1.1030	54.5000	8.2930		1.1030	0.3690	-0.3690		
10/2/2001	9:19:36	1.1680	54.5000	8.2810		1.1680	0.3570	-0.3570		
10/2/2001	9:19:40	1.2380	54.5200	8.2650		1.2380	0.3410	-0.3410		
10/2/2001	9:19:44	1.3113	54.4900	8.2540		1.3113	0.3300	-0.3300		
10/2/2001	9:19:49	1.3897	54.4900	8.2400		1.3897	0.3160	-0.3160		
10/2/2001	9:19:54	1.4730	54.5000	8.2280		1.4730	0.3040	-0.3040		
10/2/2001	9:19:59	1.5613	54.5000	8.2140		1.5613	0.2900	-0.2900		
10/2/2001	9:20:05	1.6547	54.4900	8.2080		1.6547	0.2840	-0.2840		
10/2/2001	9:20:11	1.7530	54.5100	8.1960		1.7530	0.2720	-0.2720		
10/2/2001	9:20:17	1.8580	54.4900	8.1870		1.8580	0.2630	-0.2630		
10/2/2001	9:20:24	1.9680	54.5000	8.1750		1.9680	0.2510	-0.2510		
10/2/2001	9:20:31	2.0847	54.4900	8.1640		2.0847	0.2400	-0.2400		
10/2/2001	9:20:38	2.2097	54.5000	8.1540		2.2097	0.2300	-0.2300		
10/2/2001	9:20:46	2.3413	54.4900	8.1430		2.3413	0.2190	-0.2190		
10/2/2001	9:20:54	2.4813	54.5000	8.1360		2.4813	0.2120	-0.2120		
10/2/2001	9:21:03	2.6297	54.5000	8.1270		2.6297	0.2030	-0.2030		
10/2/2001	9:21:13	2.7863	54.5000	8.1180		2.7863	0.1940	-0.1940		
10/2/2001	9:21:23	2.9530	54.5000	8.1110		2.9530	0.1870	-0.1870		
10/2/2001	9:21:33	3.1297	54.5100	8.1040		3.1297	0.1800	-0.1800		
10/2/2001	9:21:44	3.3163	54.5000	8.0950		3.3163	0.1710	-0.1710		
10/2/2001	9:21:56	3.5147	54.5000	8.0880		3.5147	0.1640	-0.1640		
10/2/2001	9:22:09	3.7247	54.5000	8.0810		3.7247	0.1570	-0.1570		
10/2/2001	9:22:22	3.9463	54.5000	8.0760		3.9463	0.1520	-0.1520		
10/2/2001	9:22:36	4.1813	54.5000	8.0690		4.1813	0.1450	-0.1450		
10/2/2001	9:22:51	4.4297	54.5100	8.0650		4.4297	0.1410	-0.1410		
10/2/2001	9:23:07	4.6930	54.5000	8.0580		4.6930	0.1340	-0.1340		
10/2/2001	9:23:24	4.9730	54.4900	8.0510		4.9730	0.1270	-0.1270		
10/2/2001	9:23:42	5.2697	54.4700	8.0460		5.2697	0.1220	-0.1220		
10/2/2001	9:24:00	5.5830	54.4700	8.0390		5.5830	0.1150	-0.1150		
10/2/2001	9:24:20	5.9147	54.4700	8.0350		5.9147	0.1110	-0.1110		
10/2/2001	9:24:41	6.2663	54.5000	8.0320		6.2663	0.1080	-0.1080		
10/2/2001	9:25:04	6.6397	54.4500	8.0250		6.6397	0.1010	-0.1010		
10/2/2001	9:25:28	7.0347	54.4600	8.0230		7.0347	0.0990	-0.0990		
10/2/2001	9:25:53	7.4530	54.4300	8.0140		7.4530	0.0900	-0.0900		
10/2/2001	9:26:19	7.8963	54.4200	8.0140		7.8963	0.0900	-0.0900		
10/2/2001	9:26:47	8.3663	54.4200	8.0070		8.3663	0.0830	-0.0830		
10/2/2001	9:27:17	8.8647	54.4000	8.0020		8.8647	0.0780	-0.0780		
10/2/2001	9:27:49	9.3913	54.4000	8.0000		9.3913	0.0760	-0.0760		
10/2/2001	9:28:22	9.9497	54.3900	7.9950		9.9497	0.0710	-0.0710		
10/2/2001	9:28:58	10.5413	54.4000	7.9930		10.5413	0.0690	-0.0690		
10/2/2001	9:29:36	11.1680	54.3500	7.9880		11.1680	0.0640	-0.0640		
10/2/2001	9:30:15	11.8313	54.3900	7.9860		11.8313	0.0620	-0.0620		
10/2/2001	9:30:58	12.5347	54.3600	7.9840		12.5347	0.0600	-0.0600		
10/2/2001	9:31:42	13.2797	54.3200	7.9790		13.2797	0.0550	-0.0550		
10/2/2001	9:32:30	14.0697	54.3100	7.9770		14.0697	0.0530	-0.0530		
10/2/2001	9:33:20	14.9063	54.3100	7.9750		14.9063	0.0510	-0.0510		
10/2/2001	9:34:13	15.7913	54.3100	7.9700		15.7913	0.0460	-0.0460		

10/2/2001	9:35:09	16.7297	54.3000	7.9680		16.7297	0.0440	-0.0440		
10/2/2001	9:36:09	17.7230	54.2900	7.9650		17.7230	0.0410	-0.0410		
10/2/2001	9:37:09	18.7230	54.3300	7.9630		18.7230	0.0390	-0.0390		
10/2/2001	9:38:09	19.7230	54.3100	7.9610		19.7230	0.0370	-0.0370		
10/2/2001	9:39:09	20.7230	54.3200	7.9580		20.7230	0.0340	-0.0340		
10/2/2001	9:40:09	21.7230	54.3300	7.9560		21.7230	0.0320	-0.0320		
10/2/2001	9:41:09	22.7230	54.3000	7.9560		22.7230	0.0320	-0.0320		
10/2/2001	9:42:09	23.7230	54.3100	7.9510		23.7230	0.0270	-0.0270		
10/2/2001	9:43:09	24.7230	54.3200	7.9510		24.7230	0.0270	-0.0270		
10/2/2001	9:44:09	25.7230	54.3300	7.9510		25.7230	0.0270	-0.0270		
10/2/2001	9:45:09	26.7230	54.3200	7.9490		26.7230	0.0250	-0.0250		
10/2/2001	9:46:09	27.7230	54.3300	7.9510		27.7230	0.0270	-0.0270		
10/2/2001	9:47:09	28.7230	54.3200	7.9490		28.7230	0.0250	-0.0250		
10/2/2001	9:48:09	29.7230	54.3200	7.9470		29.7230	0.0230	-0.0230		
10/2/2001	9:49:09	30.7230	54.3300	7.9470		30.7230	0.0230	-0.0230		
10/2/2001	9:50:09	31.7230	54.3400	7.9470		31.7230	0.0230	-0.0230		
10/2/2001	9:51:09	32.7230	54.3700	7.9450		32.7230	0.0210	-0.0210		
10/2/2001	9:52:09	33.7230	54.3200	7.9420		33.7230	0.0180	-0.0180		
10/2/2001	9:53:09	34.7230	54.3400	7.9420		34.7230	0.0180	-0.0180		
10/2/2001	9:54:09	35.7230	54.3500	7.9400		35.7230	0.0160	-0.0160		
10/2/2001	9:55:09	36.7230	54.3600	7.9400		36.7230	0.0160	-0.0160		
10/2/2001	9:56:09	37.7230	54.3400	7.9400		37.7230	0.0160	-0.0160		
10/2/2001	9:57:09	38.7230	54.3300	7.9380		38.7230	0.0140	-0.0140		
10/2/2001	9:58:09	39.7230	54.3500	7.9380		39.7230	0.0140	-0.0140		
10/2/2001	9:59:09	40.7230	54.3700	7.9380		40.7230	0.0140	-0.0140		
10/2/2001	10:00:09	41.7230	54.3500	7.9380		41.7230	0.0140	-0.0140		
10/2/2001	10:01:09	42.7230	54.3700	7.9350		42.7230	0.0110	-0.0110		
10/2/2001	10:02:09	43.7230	54.3300	7.9350		43.7230	0.0110	-0.0110		
10/2/2001	10:03:09	44.7230	54.3300	7.9350		44.7230	0.0110	-0.0110		
10/2/2001	10:04:09	45.7230	54.3200	7.9350		45.7230	0.0110	-0.0110		
10/2/2001	10:05:09	46.7230	54.3300	7.9330		46.7230	0.0090	-0.0090		
10/2/2001	10:06:09	47.7230	54.3500	7.9350		47.7230	0.0110	-0.0110		
10/2/2001	10:07:09	48.7230	54.3400	7.9330		48.7230	0.0090	-0.0090		
10/2/2001	10:08:09	49.7230	54.3200	7.9330		49.7230	0.0090	-0.0090		
10/2/2001	10:09:09	50.7230	54.3200	7.9330		50.7230	0.0090	-0.0090		
10/2/2001	10:10:09	51.7230	54.3300	7.9330		51.7230	0.0090	-0.0090		
10/2/2001	10:11:09	52.7230	54.3300	7.9330		52.7230	0.0090	-0.0090		
10/2/2001	10:12:09	53.7230	54.3300	7.9310		53.7230	0.0070	-0.0070		
10/2/2001	10:13:09	54.7230	54.3200	7.9310		54.7230	0.0070	-0.0070		
10/2/2001	10:14:09	55.7230	54.3000	7.9310		55.7230	0.0070	-0.0070		
10/2/2001	10:15:09	56.7230	54.3100	7.9310		56.7230	0.0070	-0.0070		
10/2/2001	10:16:09	57.7230	54.3100	7.9310		57.7230	0.0070	-0.0070		
10/2/2001	10:17:09	58.7230	54.3100	7.9310		58.7230	0.0070	-0.0070		
10/2/2001	10:18:09	59.7230	54.3100	7.9310		59.7230	0.0070	-0.0070		
10/2/2001	10:19:09	60.7230	54.3100	7.9280		60.7230	0.0040	-0.0040		
10/2/2001	10:20:09	61.7230	54.3100	7.9280		61.7230	0.0040	-0.0040		
10/2/2001	10:21:09	62.7230	54.3000	7.9280		62.7230	0.0040	-0.0040		
10/2/2001	10:22:09	63.7230	54.3200	7.9280		63.7230	0.0040	-0.0040		
10/2/2001	10:23:09	64.7230	54.3000	7.9280		64.7230	0.0040	-0.0040		
10/2/2001	10:24:09	65.7230	54.2900	7.9280		65.7230	0.0040	-0.0040		
10/2/2001	10:25:09	66.7230	54.3000	7.9280		66.7230	0.0040	-0.0040		
10/2/2001	10:26:09	67.7230	54.2700	7.9280		67.7230	0.0040	-0.0040		
10/2/2001	10:27:09	68.7230	54.2900	7.9260		68.7230	0.0020	-0.0020		
10/2/2001	10:28:09	69.7230	54.2900	7.9260		69.7230	0.0020	-0.0020		
10/2/2001	10:29:09	70.7230	54.2700	7.9260		70.7230	0.0020	-0.0020		
10/2/2001	10:30:09	71.7230	54.2600	7.9260		71.7230	0.0020	-0.0020		
10/2/2001	10:31:09	72.7230	54.2700	7.9260		72.7230	0.0020	-0.0020		
10/2/2001	10:32:09	73.7230	54.2600	7.9260		73.7230	0.0020	-0.0020		
10/2/2001	10:33:09	74.7230	54.2700	7.9260		74.7230	0.0020	-0.0020		
10/2/2001	10:34:09	75.7230	54.2600	7.9260		75.7230	0.0020	-0.0020		

10/2/2001	10:35:09	76.7230	54.2600	7.9260		76.7230	0.0020	-0.0020		
10/2/2001	10:36:09	77.7230	54.2700	7.9240		77.7230	0.0000	0.0000		
10/2/2001	10:37:09	78.7230	54.2600	7.9260		78.7230	0.0020	-0.0020		
10/2/2001	10:38:09	79.7230	54.2700	7.9260		79.7230	0.0020	-0.0020		
10/2/2001	10:39:09	80.7230	54.3000	7.9260		80.7230	0.0020	-0.0020		
10/2/2001	10:40:09	81.7230	54.4600	7.9240		81.7230	0.0000	0.0000		

THIS PAGE INTENTIONALLY LEFT BLANK.