

FINAL
FACILITY-WIDE GROUNDWATER MONITORING PROGRAM

REPORT ON THE OCTOBER 2007 SAMPLING EVENT

RAVENNA ARMY AMMUNITION PLANT,
RAVENNA, OHIO

MARC Contract Number W912QR-04-D-0036
Delivery Order 0006

PREPARED FOR

U.S. Army Corps of Engineers
600 Martin Luther King Jr. Place
Louisville, Kentucky 40202

Prepared by

Environmental Quality Management, Inc.
1800 Carillon Boulevard
Cincinnati Ohio 45240

April 28, 2008

FINAL
FACILITY-WIDE GROUNDWATER MONITORING PROGRAM

REPORT ON THE
OCTOBER 2007 SAMPLING EVENT

RAVENNA ARMY AMMUNITION PLANT,
RAVENNA, OHIO

MARC Contract Number W912QR-04-D-0036
Delivery Order 0006

Prepared for

U.S. Army Corps of Engineers
600 Martin Luther King Jr. Place
Louisville, Kentucky 40202

Prepared by

Environmental Quality Management, Inc.
1800 Carillon Boulevard
Cincinnati Ohio 45240

April 28, 2008

FWGWMP October 2007 Final Sampling Event Report
Distribution List

RVAAP – 2 printed copies, 2 CDs
USACE - 2 printed copies, 3 CDs
USAEC – 1 CD
Ohio EPA – 1 printed copy, 2 CDs
OHARNG – 1 printed copy, 1 CD
EQM – 1 printed copy, 1 CD

TABLE OF CONTENTS

Section Page

SECTION 1 INTRODUCTION 1
1.1 Facility Description 1
1.2 Project Description 1
1.3 Scope of Work for the October 2007 Sampling Event 4
1.4 Report Presentation 5
SECTION 2 PROJECT ACTIVITIES 6
2.1 Groundwater Level Monitoring 6
2.2 Groundwater Sampling 6
2.3 Laboratory Analysis 7
2.4 Data Verification/Validation 8
2.5 Investigation Derived Waste 8
SECTION 3 RESULTS 11
3.1 Groundwater Elevations 11
3.2 Summary of Analytical Results 15
3.2.1 Explosives and Propellants 16
3.2.2 Inorganic Elements 25
3.2.3 Volatile Organic Compounds (VOCs) 36
3.2.4 Semivolatile Organic Compounds (SVOCs) 36
3.2.5 Pesticides and Polychlorinated Biphenyls (PCBs) 36
3.2.6 Perchlorate 37
3.3 Data Verification/Validation 62
SECTION 4 REFERENCES 68

List of Figures

1-1 RVAAP General Location Map 2
1-2 RVAAP Facility Map 3

List of Tables

Table 2-1 Analytical Methods 7
Table 2-2. QA Table for October 2007 RVAAP Sampling 10
Table 3-1 October 2007 FWGWMP Monitoring Well Measurements 12
Table 3-2 FWGWMP October 2007 Explosive and Propellant Analytical Results 18
Table 3-3 FWGWMP October 2007 Inorganics Analytical Results 29
Table 3-4 RVAAP Facility-wide Background Criteria, (SAIC, 2001b) 35
Table 3-5 FWGWMP October 2007 VOCs Analytical Results 38
Table 3-6 FWGWMP October 2007 SVOCs Analytical Results 44
Table 3-7 FWGWMP October 2007 Pesticide and PCBs Analytical Results 55
Table 3-8 FWGWMP October 2007 Perchlorate Analytical Results 62
Table 3-9 Percent of Acceptable Data 67

Table of Contents (cont.)

Appendices

A Perchlorate Addendum and Ohio EPA Approval Letter
B Field Log Book Sheets
C Data Verification Reports/Laboratory Data Sheets
D IDW Characterization and Disposal Plan
E Reporting Limits that Currently Do Not Meet the RVAAP QAPPPQLs and/or Region 9 PRGs

PLATES

Plate 1 Monitoring Wells at RVAAP
Plate 2 Potentiometric Map of Unconsolidated Aquifer (October 2007)
Plate 3 Potentiometric Surface of Bedrock – Homewood and Sharon (October 2007) Aquifer

LIST OF ACRONYMS

ADR	Automatic Data Review
AOC	Area of Concern
BRAC	U.S. Army Base Realignment and Closure Office
DOD	Department of Defense
EQM	Environmental Quality Management, Inc.
FWGWMPP	Facility-Wide Groundwater Monitoring Program Plan
FWSAP	Facility-Wide Sampling and Analysis Plan
IDW	Investigative Derived Waste
LCS	Laboratory Control Sample
LCG	Louisville Chemistry Guidelines
MARC	Multiple Award Remediation Contract
MS/MSD	Matrix spike/matrix spike duplicate
NGB	National Guard Bureau
ODA2	Open Demolition Area 2
Ohio EPA	Ohio Environmental Protection Agency
OHARNG	Ohio Army National Guard
PCB	Polychlorinated biphenyl
QA	Quality assurance
QAPP	Quality Assurance Project Plan
QC	Quality control
RQL	Ramsdell Quarry Landfill
RTLS	Ravenna Training and Logistics Site
RVAAP	Ravenna Army Ammunition Plant
SRC	Site Related Contaminant
SVOC	Semi-volatile organic compound
USACE	U.S. Army Corps of Engineers
VOC	Volatile organic compound

SECTION 1

INTRODUCTION

1.1 Facility Description

Past Department of Defense (DOD) activities at the Ravenna Army Ammunition Plant (RVAAP) date to 1940 and include the manufacturing, loading, handling and storage of military explosives and ammunition. Until 1999, the RVAAP was identified as a 21,419-acre installation. The property boundary was resurveyed by the Ohio Army National Guard (OHARNG) over a two year period from 2002 and 2003 and the actual total acreage of the property was found to be 21,683.289 acres. As of February 2006, a total of 20,403 acres of the former 21,683 acre RVAAP have been transferred to the United States Property and Fiscal Officer (USP&FO) for Ohio for use by the OHARNG as a military training site. The current RVAAP consists of 1,280 acres in several distinct parcels scattered throughout the confines of the OHARNG Ravenna Training and Logistics Site (RTLS). The RVAAP and the RTLS are collocated on contiguous parcels of property and the RTLS perimeter fence completely encloses the remaining parcels of the RVAAP. The RTLS is in northeastern Ohio within Portage and Trumbull Counties, approximately 4.8 kilometers (3 miles) east-northeast of the city of Ravenna and approximately 1.6 kilometers (1 mile) northwest of the city of Newton Falls (Figure 1-1). The RVAAP portions of the property are solely located within Portage County. The RTLS (inclusive of the RVAAP) is a parcel of property approximately 17.7 kilometers (11 miles) long and 5.6 kilometers (3.5 miles) wide bounded by State Route 5, the Michael J. Kirwan Reservoir, and the CSX System Railroad on the south; Garret, McCormick, and Berry roads on the west; the Norfolk Southern Railroad on the north; and State Route 534 on the east (see Figures 1-1 and 1-2). The RTLS is surrounded by several communities: Windham on the north; Garrettsville 9.6 kilometers (6 miles) to the northwest; Newton Falls 1.6 kilometers (1 mile) to the southeast; Charlestown to the southwest; and Wayland 4.8 kilometers (3 miles) to the south. When the RVAAP was operational the RTLS did not exist and the entire 21,683-acre parcel was a government-owned, contractor-operated (GOCO) industrial facility. The RVAAP Installation Restoration Program (IRP) encompasses investigation and cleanup of past activities over the entire 21,683 acres of the former RVAAP and therefore references to the RVAAP in this document are considered to be inclusive of the historical extent of the RVAAP, which is inclusive of the combined acreages of the current RTLS and RVAAP, unless otherwise specifically stated.

1.2 Project Description

In 2004 the U.S. Army and the Ohio EPA finalized the Facility-Wide Groundwater Monitoring Program (FWGWMP) Plan which details the requirements of the program. The FWGWMP was initiated in 2005 with three consecutive quarters of FWGWMP well

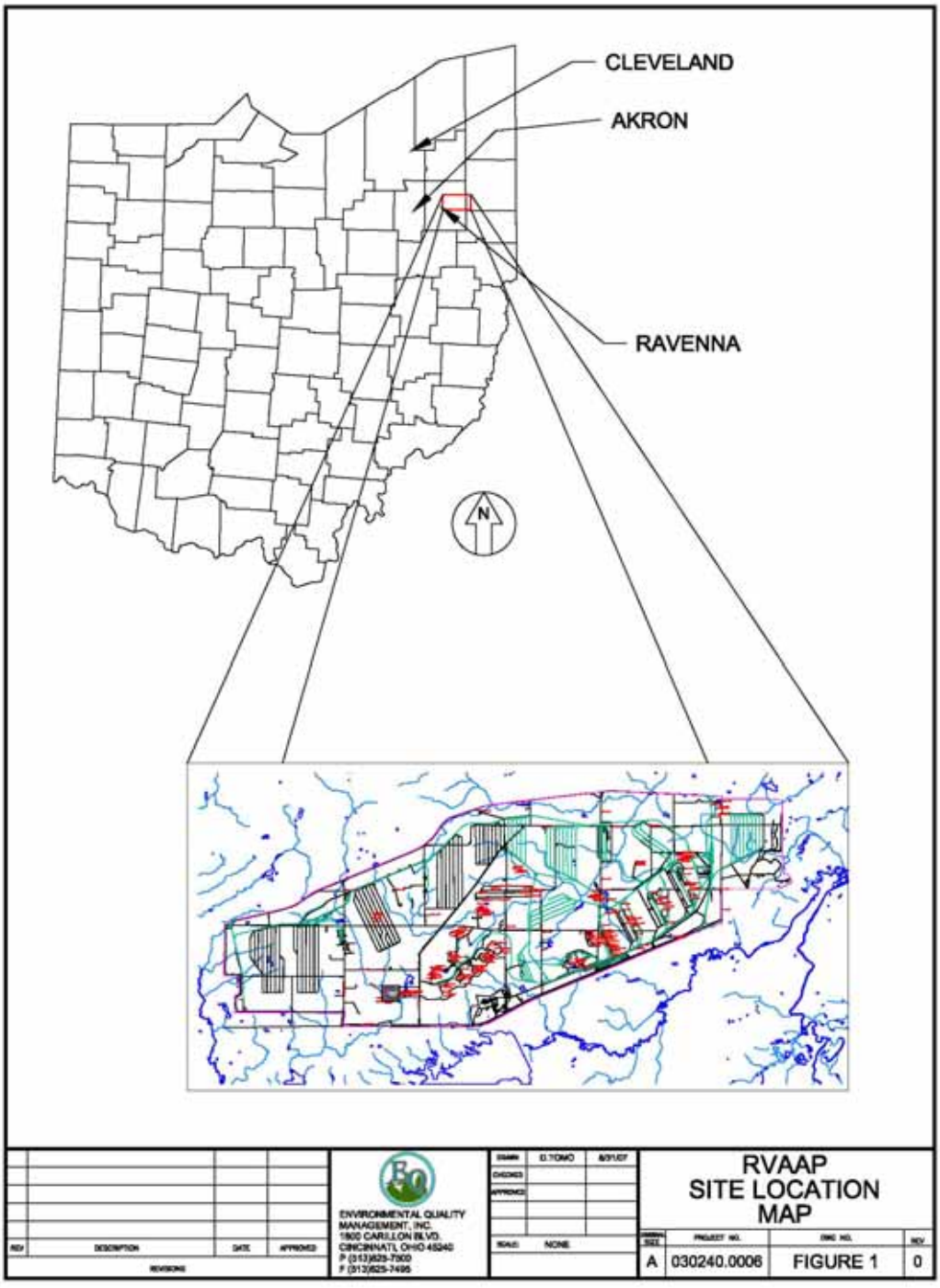

Fig. 1-1 General Location Map



Fig 1-2 RVAAP Facility Map

sampling. Quarterly sampling has continued in 2006 and 2007. All FWGWMP wells are sampled once every quarter, with the exception of the Ramsdell Quarry Landfill (RQL) wells RQLmw-007, -008, and -009, and two Demolition (DA) Area 2 wells, DA2mw-DET3 and –DET4. The RQL and DA2 wells are sampled twice a year, during the second (April) and fourth (October) sampling events. The October 2007 event represents the fourth quarter of 2007 FWGWMP sampling.

Details of the program design and requirements are contained in the *RVAAP Facility-Wide Groundwater Monitoring Program Plan*, Portage Environmental, September 2004. This document contains the Facility-Wide Sampling and Analysis Plan (FWSAP), Site Safety and Health Plan, and Quality Assurance Project Plan addenda that pertain to the proposed work. Additional details pertaining to performance of field and laboratory activities are contained in the *RVAAP Facility-Wide Sampling and Analysis Plan/Quality Assurance Project Plan (FWSAP)*, SAIC, March 2001. As detailed in the FWGWMPP, the initial monitoring program consists of the sampling of 36 wells specified in Table 4-1 of the FWGWMPP. Fourteen of these wells are "Background Wells" and the remainder are wells situated at various Areas of Concern (AOCs) at RVAAP. The first sampling event for this project was conducted in April 2005. The results of the previous nine FWGWMP sampling events are presented in the reports referenced in Section 4 of this report.

This report presents the results for the 2007 fourth quarter (October) sampling event.

1.3 Scope of Work for the October 2007 Sampling Event

Environmental Quality Management, Inc. (EQM) has been contracted (MARC Contract Number W912QR-04-D-0036) by the U.S. Army Corps of Engineers, Louisville District (USACE) to conduct the 2007 FWGWMP monitoring program beginning in April 2007. The objective of this project is to continue quarterly monitoring under the RVAAP Facility-Wide Groundwater Monitoring Program. The following tasks were performed during the October 2007 sampling event in accordance with specifications contained in the FWGWMPP, the FWSAP, and the Scope of Work written by the USACE:

- Obtained water level measurements on all 237 wells identified in the FWGWMP.
- Performed groundwater sampling at the 41 wells identified in the FWGWMP. Additionally well LL12mw-187 was sampled for perchlorate and nitrate/nitrites only.
- Performed perchlorate analysis per the modification approved by the Ohio EPA on August 6, 2007. Appendix A presents the perchlorate sampling modification and Ohio EPA approval Letter.
- Performed laboratory analysis for the collected samples.
- Verified, validated and reduced the laboratory analytical data produced for the event (exclusive of the quality assurance samples analyzed by RTI).
- Prepared the Investigative Derived Waste (IDW) Characterization and Disposal Report for the IDW collected during monitoring acivities.

- Prepared and submitted the quarterly monitoring report for the sampling event.

1.4 Report Presentation

This report presents the results of the 2007 fourth (October) quarter sampling event. The report is structured in the following way:

- Section 1.0 – Introduction.
- Section 2.0 – Description of Project Activities. This section describes project-specific details not contained in the FWSAP and FWGWMPP on how the tasks described above were performed.
- Section 3.0 – Results of Investigation. The results of the sampling event are summarized, groundwater elevation measurements, analytical results, data verification/validation information.
- Section 4.0 – References.

The appendices contain the following items:

- Appendix A – Perchlorate Modification to the FWGWMPP.
- Appendix B – Field Log Book Sheets, Including Daily Activities, Water Level Measurements, Purge Records, and Technical Change Order.
- Appendix C – Data Verification Reports/Laboratory Data Sheets.
- Appendix D – Investigation-Derived Waste (IDW) Characterization and Disposal Plan.
- Appendix E – Reporting Limits that Currently Do Not Meet the RVAAP QAPPPQLs and/or Region 9 PRGs.

SECTION 2

PROJECT ACTIVITIES

2.1 Groundwater Level Monitoring

Depth to water from the top of the inner casing was measured in all 237 FWGWMP wells during October 1-3, 2007. Water level measurements were taken with a Herron Dipper-T or Enviro Inspector electronic water-level indicator. The depth to the bottom of the well from the top of the inner casing was also measured with the electronic water level indicator. The results of the groundwater level monitoring for the FWGWMP wells are presented in Section 3.1. Potentiometric maps created from groundwater measurements from all RVAAP monitoring wells during this event are presented on Plates 1, 2, and 3.

2.2 Groundwater Sampling

All wells were sampled between October 8 and 11, 2007. Wells were sampled using Micropurge techniques in accordance with the specifications contained in the FWGWMPP and FWSAP. DA2mw-DET4 and BKGmw-021 were sampled using a bailer because of low water volume and slow recharge. The other wells were micropurged until certain groundwater parameters (i.e., temperature, specific conductivity, pH, and dissolved oxygen) had stabilized. The groundwater parameters were measured using an Horiba U-22 with flow cells**.** Groundwater parameter measurements obtained during micropurging are presented in Appendix B.

Groundwater samples were collected with QED micropurge equipment with the exception of DA2mw-DET4 and BKGmw-021 which were sampled using a Teflon bailer. Equipment and sampling details are contained in Appendix B. Groundwater samples were collected in laboratory supplied containers and stored in iced coolers for shipment in accordance with FWSAP and FWGWMPP specifications.

As described in the technical change order submitted to the Ohio EPA on October 11, 2007 (included in Appendix B), during the October 2007 sampling event the water level measurement in BKGmw-010 showed less than 5-inches of water in the well. The well was purged using a bailer in order to determine recharge of the well. There was no measurable amount of water in the well the next day. Given the insufficient volume of water necessary to fill the sample bottles this well was not sampled during the October event. A full discussion of the water levels over the past six months is presented in Section 3 of this report.

2.3 Laboratory Analysis

Laboratory analyses on all primary samples and associated quality control samples were performed by TestAmerica Laboratory North Canton, Ohio. Table 2-1 presents the analytical methods used to analyze the groundwater samples.

Table 2-1 Analytical Methods

CONSTITUENTS	METHOD[1]
Polychlorinated Biphenyls (PCBs)	GC Semivolatile Organics (8082)
Pesticides	GC Semivolatile Organics (8081A)
Base/Neutrals and Acids (SVOCs)	GC/MS Semivolatile Organic (8270C)
Volatile Organic (VOCs)	GC/MS Volatile Organics (8260B)
Nitroguanidine (Propellants)	Organic Compounds by UV/HPLC (8330 modified)
Nitroaromatics & Nitramines: (Explosives)	GC Semivolatile Organics Explosives (8330)
Nitrocellulose as N (Propellant)	General Chemistry (353.2 modified)[2]
Nitrate – Nitrite	General Chemistry (353.2)[2]
Cyanide, (Total)	General Chemistry (9012A)
Metals (Magnesium, Manganese, Barium, Nickel, Potassium, Silver, Sodium, Vanadium, Chromium, Calcium, Cobalt, Copper, Arsenic, Lead, Selenium)	Inductively Coupled Plasma (6010B)
Metals (Antimony, Iron, Beryllium, Thallium, Zinc, Cadmium, Aluminum)	Inductively Coupled Plasma Mass Spectrometry (6020)
Metals (Mercury)	(7470A, Cold Vapor) - Liquid
Perchlorate	Method 6860

1 = USEPA SW846
2 = EPA Methods for Chemical Analysis of Water and Waste

All groundwater samples were analyzed for explosives, propellants (nitrocellulose and nitroguanidine), cyanide, volatile organic compounds (VOCs), semi-volatile compounds (SVOCs), target analyte list (TAL) metals (filtered), pesticides, and polychlorinated biphenyls (PCBs) and perchlorate. In addition to these analyses the groundwater samples collected from the monitoring wells at Load Line 12 (LL12mw-153, -182, -183, and -186) were also analyzed for nitrate-nitrite. Load line 12 mw-187 was analyzed for perchlorate and nitrate-nitrite only.

QC samples were collected from the following wells:

BKGmw-012 – Duplicate sample
RQLmw-009 - Duplicate sample
LL12mw-183 – Duplicate sample
LL11mw-002 – Duplicate sample
BKGmw-004 – MS/MSD
LL1mw-083 – MS/MSD
LL12mw-182 – MS/MSD
BKGmw-013 – MS/MSD

BKGmw-018 – Duplicate sample RQLmw-008 – MS/MSD

All samples were picked up from the facility and delivered to the laboratory in iced coolers by a TestAmerica courier under proper chain-of-custody procedures (Appendix C). Laboratory analyses on all quality assurance (QA) samples were performed by RTI Laboratories in Livonia Michigan. Five QA samples were collected for this sampling event from the following wells:

- BKGmw-017
- RQLmw-009
- LL12mw-183
- LL11mw-002
- BKGmw-018

It should be noted that although the FWGWMP does not specify, generally the split and duplicate samples are collected from the same well. However during the sampling event it became apparent that there was slow recharge and low water levels at a number of the wells and it appeared that BKGmw-012 (the well identified for a split/duplicate sample) was potentially going to go dry. A field decision was made to collect the duplicate sample from BKGmw-012 and the split sample from -017.

All QA samples were shipped in iced coolers via overnight delivery service under proper chain-of-custody procedures.

Table 2-2 presents the QA Table summary for all samples collected for the October monitoring event. This table presents in tabular form all analyses and associated QA/QC. The Daily Quality Control Reports are presented in Appendix B.

Laboratory results are summarized in Section 3.2. Laboratory data sheets, including QA/QC information are contained in Appendix C.

2.4 Data Verification/Validation

Data from TestAmerica was verified and validated in accordance with project specifications by EQM chemist Heather Medley using the Automatic Data Review (ADR) program. Data validation/verification is summarized in Section 3.3. The Data Verification/Validation Summary Reports are presented in Appendix C.

2.5 Investigation Derived Waste

Purge water was collected at each well location in 5-gallon buckets and transferred to 55-gallon drums located behind Building 1036. Drums were designated for storing purge water from each AOC, and drums were designated to store purge water from the background wells. No more than four gallons were purged from any well. Instruments

and equipment were decontaminated after purging and sampling each monitoring well. Decontamination fluids were collected in a separate 55-gallon drum stored behind Building 1036. Pending analysis of the monitoring well samples, IDW fluids will be stored in the 55-gallon drums behind Building 1036 until the IDW Report is approved. The IDW will then be disposed of in accordance with FWSAP requirements. The IDW Report is presented in Appendix D.

Table 2-2 QA Table for October 2007 Sampling Event

	Contractor Laboratory							Government Laboratory		Requested Laboratory Analysis						
Sample Locations	Primary Lab Sample ID	Date	Sample Type	Assoc. QC Dup Number	Assoc. QC Rinsate Number	Assoc. QC Trip Blank Number	MS/ MSD	QA Lab Sample ID	Assoc. QC Trip Blank Number	VOCs	SVOCs	Explosives & Propellants	Pesticides / PCBs	Metals / Cyanide	Perchlorate	Nitrate / Nitrite
LL11mw-002	FWGLL11mw-002C-0528-GW/GF	10/08-10/09/07*	GW	DUP4-0554	EQUIPRinse1-0556	FWGTeam1-Trip		FWGLL11mw-002-562S-GW/GF	Trip Blank 2	X	X	X	X	X	X	
LL11mw-007	FWGLL11mw-007C-0529-GW/GF	10/08/07	GW		EQUIPRinse1-0556	FWGTeam1-Trip				X	X	X	X	X	X	
LL1mw-78	FWGLL1mw-078C-0535-GW/GF	10/08/07	GW		EQUIPRinse1-0556	FWGTeam3-Trip				X	X	X	X	X	X	
LL1mw-80	FWGLL1mw-080C-0485-GW/GF	10/08/07	GW		EQUIPRinse1-0556	FWGTeam3-Trip				X	X	X	X	X	X	
LL1mw-83	FWGLL1mw-083C-0537-GW/GF	10/08/07	GW		EQUIPRinse1-0556	FWGTeam3-Trip	Yes			X	X	X	X	X	X	
LL2mw-059	FWGLL2mw-059C-0538-GW/GF	10/08/07	GW		EQUIPRinse1-0556	FWGTeam2-Trip				X	X	X	X	X	X	
LL2mw-262	FWGLL2mw-262C-0539-GW/GF	10/08/07	GW		EQUIPRinse1-0556	FWGTeam2-Trip				X	X	X	X	X	X	
LL2mw-263	FWGLL2mw-263C-0540-GW/GF	10/08/07	GW		EQUIPRinse1-0556	FWGTeam2-Trip				X	X	X	X	X	X	
LL3mw-238	FWGLL3mw-238C-0541-GW/GF	10/08/07	GW		EQUIPRinse1-0556	FWGTeam2-Trip				X	X	X	X	X	X	
LL3mw-242	FWGLL3mw-242C-0542-GW/GF	10/08/07	GW		EQUIPRinse1-0556	FWGTeam1-Trip				X	X	X	X	X	X	
CBPmw-006	FWGCBPmw-006C-0523-GW/GF	10/09/07	GW		EQUIPRinse2-0557	FWGTeam3-Trip				X	X	X	X	X	X	
CBPmw-007	FWGCBPmw-007C-0524-GW/GF	10/09/07	GW		EQUIPRinse2-0557	FWGTeam3-Trip				X	X	X	X	X	X	
LL12mw-153	FWGLL12mw-153C-0530-GW/GF	10/09/07	GW		EQUIPRinse2-0557	FWGTeam2-Trip				X	X	X	X	X	X	X
LL12mw-182	FWGLL12mw-182C-0531-GW/GF	10/09/07	GW		EQUIPRinse2-0557	FWGTeam2-Trip	Yes			X	X	X	X	X	X	X
LL12mw-183	FWGLL12mw-183C-0532-GW/GF	10/09/07	GW	DUP2-0552	EQUIPRinse2-0557	FWGTeam1-Trip		FWGLL12mw-183C-563S-GW/GF	Trip Blank	X	X	X	X	X	X	X
LL4mw-198	FWGLL4mw-198C-0543-GW/GF	10/09/07	GW		EQUIPRinse2-0557	FWGTeam3-Trip				X	X	X	X	X	X	
LL4mw-199	FWGLL4mw-199C-0544-GW/GF	10/09/07	GW		EQUIPRinse2-0557	FWGTeam3-Trip				X	X	X	X	X	X	
RQLmw-007	FWGRQLmw-007C-0545-GW/GF	10/09/07	GW		EQUIPRinse2-0557	FWGTeam2-Trip				X	X	X	X	X	X	
RQLmw-008	FWGRQLmw-008C-0546-GW/GF	10/09/07	GW		EQUIPRinse2-0557	FWGTeam1-Trip	Yes			X	X	X	X	X	X	
RQLmw-009	FWGRQLmw-009C-0547-GW/GF	10/09/07	GW	DUP3-0553	EQUIPRinse2-0557	FWGTeam2-Trip		FWGRQLmw-009C-564S-GW/GF	Trip Blank	X	X	X	X	X	X	
BKGmw-010	FWGBKGmw-010C-0513-GW/GF	10/10/2007**	GW													
BKGmw-012	FWGBKGmw-012C-0514-GW/GF	10/10/07	GW	DUP1-0551	EQUIPRinse3-0558	FWGTeam3-Trip				X	X	X	X	X	X	
BKGmw-013	FWGBKGmw-013C-0515-GW/GF	10/10/07	GW		EQUIPRinse3-0558	FWGTeam1-Trip	Yes			X	X	X	X	X	X	
BKGmw-017	FWGBKGmw-017C-0518-GW/GF	10/10/07	GW		EQUIPRinse3-0558	FWGTeam2-Trip		FWGBKGmw-017C-560S-GW/GF	Trip Blank	X	X	X	X	X	X	
DA2-107	FWGDA2mw-DET1bR-0525-GW/GF	10/10/07	GW		EQUIPRinse3-0558	FWGTeam1-Trip				X	X	X	X	X	X	
DET-3	FWGDETmw-3bR-0526-GW/GF	10/10/07	GW		EQUIPRinse3-0558	FWGTeam2-Trip				X	X	X	X	X	X	
DET-4	FWGDETmw-4bR-0527-GW/GF	10/10/07	GW		EQUIPRinse3-0558	FWGTeam2-Trip				X	X	X	X	X	X	
LL12mw-186	FWGLL12mw-186C-0533-GW/GF	10/10/07	GW		EQUIPRinse3-0558	FWGTeam2-Trip				X	X	X	X	X	X	X
LL12mw-187	FWGLL12mw-187C-0534-GW/GF	10/10/07	GW		EQUIPRinse3-0558	NA									X	X
WBGmw-006	FWGWBGmw-006C-0548-GW/GF	10/10/07	GW		EQUIPRinse3-0558	FWGTeam3-Trip				X	X	X	X	X	X	
WBGmw-007	FWGWBGmw-007C-0549-GW/GF	10/10/07	GW		EQUIPRinse3-0558	FWGTeam2-Trip				X	X	X	X	X	X	
WBGmw-009	FWGWBGmw-009C-0550-GW/GF	10/10/07	GW		EQUIPRinse3-0558	FWGTeam1-Trip				X	X	X	X	X	X	
BKGmw-004	FWGBKGmw-004C-0509-GW/GF	10/11/07	GW		EQUIPRinse4-0559	FWGTeam2-Trip	Yes			X	X	X	X	X	X	
BKGmw-005	FWGBKGmw-005C-0510-GW/GF	10/11/07	GW		EQUIPRinse4-0559	FWGTeam3-Trip				X	X	X	X	X	X	
BKGmw-006	FWGBKGmw-006C-0511-GW/GF	10/11/07	GW		EQUIPRinse4-0559	FWGTeam1-Trip				X	X	X	X	X	X	
BKGmw-008	FWGBKGmw-008C-0512-GW/GF	10/11/07	GW		EQUIPRinse4-0559	FWGTeam2-Trip				X	X	X	X	X	X	
BKGmw-016	FWGBKGmw-016C-0517-GW/GF	10/11/07	GW		EQUIPRinse4-0559	FWGTeam2-Trip				X	X	X	X	X	X	
BKGmw-018	FWGBKGmw-018C-0519-GW/GF	10/11/07	GW	DUP5-0555	EQUIPRinse4-0559	FWGTeam1-Trip		FWGBKGmw-018C-561S-GW/GF	Trip Blank	X	X	X	X	X	X	
BKGmw-019	FWGBKGmw-019C-0520-GW/GF	10/11/07	GW		EQUIPRinse4-0559	FWGTeam3-Trip				X	X	X	X	X	X	
BKGmw-020	FWGBKGmw-020C-0521-GW/GF	10/11/07	GW		EQUIPRinse4-0559	FWGTeam3-Trip				X	X	X	X	X	X	
BKGmw-021	FWGBKGmw-021C-0522-GW/GF	10/11/07	GW		EQUIPRinse4-0559	FWGTeam1-Trip				X	X	X	X	X	X	
BKGmw-015	FWGBKGmw-015C-0516-GW/GF	10/10-10/11/07*	GW		EQUIPRinse4-0559	FWGTeam3-Trip				X	X	X	X	X	X	

*Sample aliquots had to be collected over successive days due to limited well volume
**No sample could be collected from well due to insufficient well volume

SECTION 3

RESULTS

3.1 Groundwater Elevations

Groundwater elevations for the FWGWMP monitoring wells were obtained on October 1-3, 2007 as described in Section 2.1. The groundwater elevations for the forty-one FWGWMP wells are presented in Table 3-1. Appendix B presents the water level measurements for all 237 wells collected during the October monitoring event. EQM reviewed the sediment accumulation footages and the description of bottom for the wells. The majority of wells at RVAAP indicate a <0.20 ft accumulation of sediment with a hard bottom indicated. Three wells have indicated a .50 -1.0 ft accumulation when compared to the original reported construction depths and most were not highly turbid wells. Comparison of this data to the July 2007 accumulations indicates little to no change in the results. The correlation of well with sediment accumulation versus high turbidity has not been established based on the past three quarters of data. Additionally, the sediment accumulation in July versus October compared to historical data has not established a correlation to a potential increase of sediment accumulation. Neither has the turbidity in these wells shown a trend of increases during the past two quarters. Well CBPmw-007 has, however shown a total sediment accumulation of 1.02 feet (or greater than 10% of the screen length, 10 feet) which could be indicative of excessive silting in the well. Due to the amount of apparent sediment accumulation in CBPmw-007 and LL4mw-198, these wells will be redeveloped prior to any future sampling events involving those wells. The level of sediment accumulation will then be checked after redevelopment. EQM will continue to monitor the sediment accumulation, descriptions of bottom, and the chance for turbidity increases at all of the wells sampled at RVAAP.

To minimize turbid samples, low flow purging and sampling techniques are used. The pumps are suspended at least one foot above the bottom of the well to avoid agitation of the sediment potentially accumulating in the well sump. Additionally, in-line field filtering of metals samples is currently employed to mitigate high sample turbidity. EQM will continue to monitor the high turbidity readings and make a determination for future redevelopment and other evaluation of any affected wells.

Facility-wide groundwater potentiometric maps (Plates 1, 2, and 3) based on all RVAAP groundwater measurements taken during the October 2007 event are also included in this report.

During the July and October monitoring events EQM determined that groundwater levels in some wells had declined significantly from April levels. EQM initiated an evaluation of conditions, which may have caused this decline. Through reviewing data available from the USDA and NOAA it was determined that starting about June 1, the RVAAP

Table 3-1 October 2007 FWGWMP Monitoring Well Measurements

Well	Monitoring Zone	Top of Casing (TOC) Elevation[a] (ft)	2006 2nd Quarter (Annual 2006) Groundwater Elevation (April 2006) (ft)	2006 3rd Quarter Groundwater Elevation (July 2006) (ft)	2006 4th Quarter Groundwater Elevation (Sept. 2006) (ft)	2007 1st Quarter Groundwater Elevation (Jan. 2007) (ft)	2007 2nd Quarter Groundwater Elevation April 2007) (ft)	2007 3rd Quarter Groundwater Elevation July 2007) (ft)	2007 4th Quarter Groundwater Elevation October 2007) (ft)	Depth to Water (ft below TOC) 10/2007	Reported Construction Depth from TOC[a] (ft)	10/2007 Measured Depth from TOC (ft)	10/2007 Sediment Accumulation (ft)	10/2007 Description of Bottom
Facility-Wide Background Wells														
BKGmw-004	U	967.66	954.08	954.59	953.74	955.35	955.45	954.08	952.87	14.79	22.00	22.32	-0.32	Hard
BKGmw-005	U	1151.94	1141.86	1141.91	1138.54	1142.21	1141.89	1137.92	1136.95	14.99	21.50	21.03	0.47	Soft <1"
BKGmw-006	B	1028.88	1006.33	1007.03	1006.20	1007.70	1006.49	1006.46	1005.70	23.18	37.60	37.64	-0.04	Soft 1" to <1"
BKGmw-008	B	972.90	957.37	957.53	955.54	958.55	959.32	956.38	953.70	19.20	27.50	27.48	0.02	Hard
BKGmw-010	B	1008.79	994.17	993.87	992.39	994.80	995.92	991.45	987.54	21.25	22.08[c]	22.07	0.01	Hard
BKGmw-012	B	1000.07	992.66	992.35	989.74	993.02	993.05	989.21	987.79	12.28	62.30	62.27	0.03	Soft
BKGmw-013	U	989.09	977.35	977.50	976.68	978.00	978.07	976.65	975.97	13.12	28.00	28.07	-0.07	Hard
BKGmw-015	B	1040.40	992.02	991.99	991.11	992.42	992.73	990.66	988.87	51.53	53.50	53.12	0.38	Soft
BKGmw-016	U	1100.92	1095.71	1095.71	1094.04	1095.88	1095.70	1093.00	1092.82	8.10	21.50	21.28	0.22	Soft <1"
BKGmw-017	U	1135.30	1119.08	1118.72	1116.16	1119.32	1119.41	1115.32	1113.97	21.33	36.02[c]	36.11	-0.09	Soft 1"
BKGmw-018	B	1045.56	1029.82	1030.16	1029.62	1030.39	1030.63	1029.96	1029.16	16.40	27.20	27.68	-0.48	Soft <1"
BKGmw-019	U	1110.74	1092.67	1092.64	1091.02	1093.59	1095.64	1091.38	1089.63	21.11	36.50	35.79	0.71	Soft
BKGmw-020	B	1067.50	1060.28	1059.85	1057.25	1060.51	1060.41	1055.69	1054.64	12.86	33.20	33.30	-0.10	Soft
BKGmw-021	U	974.66	956.81	959.32	956.29	961.80	962.33	960.00	954.99	19.67	21.50	21.47	0.03	Hard
Load Line 1														
LL1mw-078	B	995.84	963.99	965.80	965.05	966.85	968.58	966.51	963.60	32.24	41.14	41.22	-0.08	Hard
LL1mw-080	B	996.27	986.97	987.04	985.60	987.15	986.98	984.18	981.97	14.30	22.04	22.48	-0.44	Hard
LL1mw-083	B	995.20	962.27	964.12	963.36	965.35	967.14	964.78	961.68	33.52	41.70	41.56	0.14	Soft
Load Line 2														
LL2mw-059	B	966.67	955.16	954.99	953.56	955.77	956.66	954.22	952.79	13.88	21.84	21.97	-0.13	Soft
LL2mw-262	B	1012.62	1006.52	1006.01	1003.52	1006.20	1006.86	1002.58	1001.28	11.34	22.70	22.76	-0.06	Hard
LL2mw-263	B	1011.47	1005.08	1004.94	1002.79	1004.81	1005.14	1001.28	1000.04	11.43	22.89[c]	22.66	0.23	Hard
Load Line 3														
LL3mw-238	B	1006.91	992.28	992.07	990.76	992.80	992.31	988.20	989.47	17.44	22.86	23.46	-0.60	Hard
LL3mw-242	B	999.32	986.03	985.12	981.99	986.53	986.04	981.95	980.42	18.90	22.43	22.61	-0.18	Hard
Load Line 4														
LL4mw-198	U	983.42	977.16	977.54	973.99	978.02	978.07	974.09	972.68	10.74	22.05[c]	21.04	1.01	Soft 1"
LL4mw-199	U	977.28	970.79	970.96	969.83	971.78	971.90	969.99	969.06	8.22	23.26	23.34	-0.08	Soft 1"

Table 3-1 October 2007 FWGWMP Monitoring Well Measurements

Well	Monitoring Zone	Top of Casing (TOC) Elevation[a] (ft)	2006 2nd Quarter (Annual 2006) Groundwater Elevation (April 2006) (ft)	2006 3rd Quarter Groundwater Elevation (July 2006) (ft)	2006 4th Quarter Groundwater Elevation (Sept. 2006) (ft)	2007 1st Quarter Groundwater Elevation (Jan. 2007) (ft)	2007 2nd Quarter Groundwater Elevation April 2007) (ft)	2007 3rd Quarter Groundwater Elevation July 2007) (ft)	2007 4th Quarter Groundwater Elevation October 2007) (ft)	Depth to Water (ft below TOC) 10/2007	Reported Construction Depth from TOC[a] (ft)	10/2007 Measured Depth from TOC (ft)	10/2007 Sediment Accumulation (ft)	10/2007 Description of Bottom
Load Line 11														
LL11mw-002	U	1080.00	1079.01	1079.10	1077.86	1079.08	1079.10	1074.88	1073.95	6.05	16.52[c]	16.54	-0.02	Hard
LL11mw-007	U	1082.00	1068.64	1068.66	1067.62	1069.00	1068.85	1066.18	1065.61	16.39	25.37[c]	25.42	-0.05	Soft 1"
Load Line 12														
LL12mw-153	U	977.85	972.60	972.73	971.60	972.70	973.55	971.63	970.30	7.55	25.16[c]	24.91	0.25	Hard
LL12mw-182	U	984.42	975.93	975.90	974.10	976.54	976.63	973.94	971.30	13.12	38.32	38.24	0.08	Soft
LL12mw-183	U	982.98	972.16	972.16	970.49	972.66	973.24	970.72	968.42	14.56	36.37[c]	36.40	-0.03	Hard
LL12mw-186	U	978.31	973.19	973.25	972.28	973.73	973.48	971.21	971.02	7.29	21.11[c]	21.14	-0.03	Hard
LL12mw-187	U		N/A	N/A	N/A	N/A	N/A	N/A	N/A	11.92	N/A	29.71	N/A	Hard
Central Burn Area														
CBPmw-006	U	967.67[d]	N/A	N/A	N/A	N/A	962.04	959.73	958.35	9.32	25.19[d]	25.43	-0.24	Medium
CBPmw-007	U	976.37	962.15	962.35	960.21	963.20	963.29	960.29	958.22	18.15	32.90	31.86	1.04	Soft
Demolition Area 2														
DA2mw-107	U	1041.63	1034.68	1034.93	1033.62	1035.29	1035.23	1032.87	1033.22	8.41	16.82	16.97	-0.15	Hard
DA2mw-Det3	U	1036.81	1027.63	N/A	1026.86	1027.98	1027.85	N/A	1026.97	9.84	13.00	16.09	-3.09	Soft <1"
DA2mw-Det4	U	1039.68	N/A	N/A	N/A	N/A	1029.48	N/A	1028.57	11.11	N/A	13.92	N/A	Hard
Ramsdell Quarry Lanfill														
RQLmw-007	B	965.91	959.13	N/A	962.31	961.63	962.31	N/A	957.81	8.10	18.20	18.60	-0.40	Hard
RQLmw-008	B	966.08	959.69	N/A	962.38	961.49	962.38	N/A	958.11	7.97	18.50	18.72	-0.22	Hard
RQLmw-009	B	964.58	959.20	N/A	962.08	961.27	962.08	N/A	957.85	6.73	18.40	18.90	-0.50	Hard
Winklepeck Burning Grounds														
WBGmw-006	U	1014.66	1009.41	1009.56	1006.87	1009.76	1009.88	1005.40	1004.41	10.25	20.33[c]	20.29	0.04	Hard
WBGmw-007	U	1000.59	983.76	984.06	982.53	984.47	984.39	982.47	981.64	18.95	26.48[c]	26.50	-0.02	Hard
WBGmw-009	U	1047.53	1036.03	1036.02	1033.64	1036.77	1037.28	1033.03	1031.49	16.04	24.37[c]	24.40	-0.03	Hard

[a] Reported from SAIC/REIMS, 2005
[c] Remeasured after redevelopment June 2005
[d] Recalculated by EQM after April 2007 event
U = Unconsolidated well
B = Bedrock well
N/A = Not Applicable

area was experiencing abnormally dry weather conditions. This condition lasted until about August 10.

Ohio EPA's *Technical Guidance for Ground Water Investigations – Chapter 3 (Characterization of Site Hydrogeology)* (October 2006) indicates that the fluctuation of groundwater levels are affected by groundwater recharge (i.e., infiltration to the water table) and evapotranspiration and phreatophytic consumption (i.e., utilization of groundwater by plants to sustain growth and health).

During an abnormal dry period it can be expected that the amount of recharge to groundwater will be less than "normal" and that the amount of plant use will be above "normal" resulting in abnormal (i.e., lower than "normal") groundwater levels.

For the purpose of comparison, the changes in groundwater elevation in sampled wells were determined for the Spring to Summer sampling events for 2006 and 2007. In 2006, groundwater levels in wells increased by an average of 0.79 feet (actual range was up to 2.4 feet). USDA and NOAA records indicate that the RVAAP area was not experiencing abnormally dry conditions during that time.

During the 2007 monitoring events groundwater levels in wells at RVAAP declined an average of 2.94 feet (actual range was up to 8 feet). As previously indicated USDA and NOAA record indicate that the RVAAP area was experiencing abnormally dry conditions during this time. Thus, EQM concluded that the low water levels measured in wells in 2007 were climatically controlled.

3.1.1 Background Wells

The specific issues related to the background wells at RVAAP include the presence of explosives and the exceedance of health/aesthetic criteria (MCLs/SMCLs). An additional question is related to the presence of naturally occurring elements (e.g., aluminum, copper, nickel, etc) previously establish to have a "0" background concentration in background wells. Prior to addressing the concern that background needs to be re-evaluated, it is necessary to point out that the background data are not conclusive that explosives are present. While a few explosive compounds have been reported in samples at estimated ("J") concentrations, these reports are isolated and not recurrent.

Background wells can be used to address one or both of the following: 1) define regional water-quality conditions without the effects of human activities and 2) define the quality of groundwater flowing into an area of interest (e.g., AOC) from a neighboring site that may show effects of outside actions (i.e., groundwater contaminated from other sources).

The Army recognizes that there are issues associated with background water-quality data and suggests that background data require re-evaluation. This re-evaluation should include the actual quality of water in the wells and the location of the wells with respect to objective.

The Army considers the FWGWMP to be a fluid program allowing for re-evaluation and re-definition. The Army has initiated this re-evaluation with the presentation to Update the Facility-Wide Ground Water Monitoring Program. The major premise of this document is that previous interpretations of the groundwater regime at RVAAP are not completely accurate. If the Ohio EPA agrees with this conclusion and the subsequent reinterpretation of groundwater flow systems, the locations and objectives of background wells can be re-considered.

Inspection of the locations of background wells in relationship to the newly interpreted groundwater flow regime (as described in the Annual Report) suggests that only wells BKGmw-005, BKGmw-006, and BKGmw-018 may be located to establish unaffected regional water-quality conditions. All other background wells may be located hydraulically down gradient from activities and practices at RVAAP that may result in measurable affects.

3.2 Summary of Analytical Results

Summaries of laboratory analytical results are presented in Tables 3-2, 3-3, 3-5, 3-6, 3-7, and 3-8. Appendix C presents the Laboratory Data Sheets**.** A brief summary of the detected compounds and elements are presented in the following sub-sections. The data presented in the tables are the validated and verified data. Data verification and validation is discussed in Section 3.3 and Appendix C. While reviewing the summary of analytical results please note the following:

- The screening levels referenced in the analytical summary tables are the 40 CFR Part 141 National Primary Drinking Water Regulations, Maximum Contaminant Levels (MCLs); and the Region 9 Preliminary Remediation Goals (PRGs) for tap water. MCLs are referenced as the screening criteria (for constituents not having an MCL the Region 9 PRG is used). Also used as screening levels for metals are the RVAAP Facility-Wide Background Criteria referenced in Table 3-4.

- As discussed in Section 3.3, under the data validation process data is qualified by EQM's validator following the guidelines and qualifier requirements set forth by the FWSAP, QAPP and the current Louisville Chemistry Guidelines (LCG) (i.e., data is either accepted or requalified per the requirements of the LCG). This results in the flags designated by EQM sometimes differing from those in the laboratory data sheets. The flags designated by the validator override any laboratory flagging of the data by the laboratory. For a complete explanation of the data qualifiers used for each constituent refer to Section 3.3 and to the Data Verification Summary Reports found in Appendix C.

- For purposes of consistency all detected concentrations that are elevated above the method detection limit (MDL) and the above referenced screening levels are called out in the following text. In the tables, the compounds and elements that

were detected above the method detection limit are presented in bold numbers. This includes constituents flagged as estimated.

- Several analytical methods used to analyze a number of explosives, VOCs, SVOCs, and pesticides cannot meet the RVAAP QAPP reporting limits or Region 9 preliminary remediation goals (PRGs). Tables listing the reporting limits that currently do not meet the RVAAP QAPP PQLs and/or Region 9 PRG levels are presented in Appendix E.

3.2.1 Explosives and Propellants

Explosive and propellant compound analytical results, including nitrate-nitrites, are summarized in Table 3-2. The following compounds were detected at concentrations above the method detection limits:

- 1,3,5-Trinitrobenzene – LL1mw-083 (9.2 µg/L J), LL2mw-059 (4.1 µg/L), RQLmw-008 (0.41 µg/L J). There is no MCL for 1,3,5-Trinitrobenzene. The Region 9 PRG is 1,100 µg/L.

- 1,3-Dinitrobenzene – LL2mw-059 (0.15 µg/L J), LL3mw-238 (42 µg/L J). There is no MCL for 1,3-Dinitrobenzene. The Region 9 PRG is 3.6 µg/L.

- 2,4,6-Trinitrotoluene – LL1mw-083 (9.2 µg/L J), LL2mw-059 (0.08 µg/L J). There is no MCL for 2,4,6-Trinitrotoluene. The Region 9 PRG is 2.2 µg/L.

- 2,4-Dinitrotoluene – LL1mw-080 (0.45 µg/L J), LL1mw-083 (5.2 µg/L J), LL2mw-059 (0.86 µg/L), LL3mw-238 (96 µg/L J**)** There is no MCL for 2,4-Dinitrotoluene. The Region 9 PRG is 73 µg/L.

- 2,6-Dinitrotoluene – LL1mw-080 (0.49 µg/L J), LL1mw-083 (2.2 µg/L J). There is no MCL for 2,6-Dinitrotoluene. The Region 9 PRG is 36 µg/L.

- 2-Amino-4,6-dinitrotoluene – LL1mw-080 (4.5 µg/L), LL1mw-083 (22 µg/L J), LL2mw-059 (1.0 µg/L). There is no MCL or Region 9 PRG for 2-Amino-4,6-dinitrotoluene.

- 4-Amino-2,6-dinitrotoluene – LL1mw-080 (4.3 µg/L), LL1mw-083 (24 µg/L J), LL2mw-059 (0.97 µg/L). There is no MCL or Region 9 PRG for 4-Amino-2,6-dinitrotoluene.

- HMX – LL1mw-080 (7.9 µg/L), LL2mw-059 (0.14 µg/L J), LL12mw-153 (0.052 µg/L J), LL12mw-182 (0.066 µg/L J), CBPmw-007 (0.053 µg/L J), WBGmw-006 (13 µg/L), WBGmw-009 (2.1 µg/L), DETmw-4 (0.93 µg/L). There is no MCL for HMX. The Region 9 PRG is 1,800 µg/L.

- Nitrobenzene – BKGmw-020 (0.071 μg/L J), CBPmw-007 **(**0.071 μg/L J). There is no MCL for nitrobenzene. The Region 9 PRG is 3.4 μg/L.

- Nitrocellulose –BKGmw-018 (0.23 μg/L J). There is no MCL or Region 9 PRG for Nitrocellulose.

- RDX – LL1mw-080 (38 μg/L), LL1mw-083 (0.56 μg/L J), LL3mw-238 (6.6 μg/L J), WBGmw-006 (58 μg/L), WBGmw-009 (8.5 μg/L J). There is no MCL for RDX. The Region 9 PRG is 0.61 μg/L.

- Nitrate-Nitrite – LL12mw-153 (0.02. mg/L J), LL12mw-183 (0.02 mg/L J), LL12mw-186 (0.6 mg/L), LL12mw-187 (1,600 mg/L). The MCL and Region 9 PRG are both 1 mg/L for nitrite. The MCL and Region 9 PRG for nitrate are 10 mg/L.

- 2-Nitrotoluene – LL3mw-238 (13 μg/L J). There is no MCl for 2-Nitrotoluene. The Region 9 PRG is 110 μg/L.

- 4-Nitrotoluene – LL3mw-238 (37 μg/L J). There is no MCl for 4-Nitrotoluene. The Region 9 PRG is 3.2 μg/L.

Table 3-2 FWGWMP October 2007 Explosive and Propellant Analytical Results

Station ID				BKGmw-004	BKGmw-005	BKGmw-006	BKGmw-008	BKGmw-010	BKGmw-012	BKGmw-013
Sample ID		MCL	Region 9 PRG	FWGBKGMW-004C-0509-GW	FWGBKGMW-005C-0510-GW	FWGBKGMW-006C-0511-GW	FWGBKGMW-008C-0512-GW	FWGBKGMW-010C-0513-GW	FWGBKGMW-012C-0514-GW	FWGBKGMW-013C-0515-GW
Date Collected				10/11/2007	10/11/2007	10/11/2007	10/10/2007	N/A	10/10/2007	10/10/2007
Sample Type				Grab	Grab	Grab	Grab	Grab	Grab	Grab
Analyte	Units									
1,3,5-Trinitrobenzene	µg/L	NS	1100	0.11 U	0.1 U	0.099 U	0.11 U	N/A	0.099 U	0.098 U
1,3-Dinitrobenzene	µg/L	NS	3.6	0.11 U	0.1 U	0.099 U	0.11 U	N/A	0.099 U	0.098 U
2,4,6-Trinitrolouene	µg/L	NS	2.2	0.11 U	0.1 U	0.099 U	0.11 U	N/A	0.099 U	0.098 U
2,4-Dinitrotoluene	µg/L	NS	73	0.11 U	0.1 U	0.099 U	0.11 U	N/A	0.099 U	0.098 U
2,6-Dinitrotoluene	µg/L	NS	36	0.11 U	0.1 U	0.099 U	0.11 U	N/A	0.099 U	0.098 U
2-Amino-4,6-dinitrotoluene	µg/L	NS	NS	0.11 U	0.1 U	0.099 U	0.11 U	N/A	0.099 U	0.098 U
2-Nitrotoluene	µg/L	NS	110	0.54 U	0.5 U	0.5 U	0.56 U	N/A	0.5 U	0.49 U
3-Nitrotoluene	µg/L	NS	3.2	0.54 U	0.5 U	0.5 U	0.56 U	N/A	0.5 U	0.49 U
4-Amino-2,6-Dinitrotoluene	µg/L	NS	NS	0.11 U	0.1 U	0.099 U	0.11 U	N/A	0.099 U	0.098 U
4-Nitrotoluene	µg/L	NS	3.2	0.54 U	0.5 U	0.5 U	0.56 U	N/A	0.5 U	0.49 U
HMX	µg/L	NS	1800	0.11 U	0.1 U	0.099 U	0.11 U	N/A	0.099 U	0.098 U
Nitrate-Nitrite	mg/L	1	1	N/A	N/A	N/A	N/A	N/A	N/A	N/A
Nitrobenzene	µg/L	NS	3.4	0.11 U	0.1 U	0.099 U	0.11 U	N/A	0.099 U	0.098 U
Nitrocellulose	mg/L	NS	NS	0.5 UJ	0.5 UJ	0.5 UJ	0.5 UJ	N/A	0.5 UJ	0.5 UJ
Nitroglycerin	µg/L	NS	4.8	0.71 U	0.66 U	0.64 U	0.73 U	N/A	0.64 U	0.64 U
Nitroguanidine	µg/L	NS	NS	20 UJ	20 UJ	20 UJ	20 UJ	N/A	20 UJ	20 UJ
PETN	µg/L	NS	NS	0.71 U	0.66 U	0.64 U	0.73 U	N/A	0.64 U	0.64 U
RDX	µg/L	NS	0.61	0.11 U	0.1 U	0.099 U	0.11 U	N/A	0.099 U	0.098 U
Tetryl	µg/L	NS	360	0.11 U	0.1 U	0.099 U	0.11 U	N/A	0.099 U	0.098 U

Notes:
NS = no standard
Bold = detected compound above the MDL
N/A = Not Analyzed

Table 3-2 FWGWMP October 2007 Explosive and Propellant Analytical Results

Station ID				BKGmw-015	BKGmw-016	BKGmw-017	BKGmw-018	BKGmw-019	BKGmw-020	BKGmw-021
Sample ID		MCL	Region 9 PRG	FWGBKGMW-015C-0516-GW	FWGBKGMW-016C-0517-GW	FWGBKGMW-017C-0518-GW	FWGBKGMW-018C-0519-GW	FWGBKGMW-019C-0520-GW	FWGBKGMW-020C-0521-GW	FWGBKGMW-021C-0522-GW
Date Collected				10/10-11/2007	10/10/2007	10/10/2007	10/11/2007	10/11/2007	10/11/2007	10/11/2007
Sample Type				Grab	Grab	Grab	Grab	Grab	Grab	Grab
Analyte	Units									
1,3,5-Trinitrobenzene	µg/L	NS	1100	0.11 U	0.11 U	0.11 U	0.098 U	0.1 U	0.1 U	0.1 U
1,3-Dinitrobenzene	µg/L	NS	3.6	0.11 U	0.11 U	0.11 U	0.098 U	0.1 U	0.1 U	0.1 U
2,4,6-Trinitrolouene	µg/L	NS	2.2	0.11 U	0.11 U	0.11 U	0.098 U	0.1 U	0.1 U	0.1 U
2,4-Dinitrotoluene	µg/L	NS	73	0.11 U	0.11 U	0.11 U	0.098 U	0.1 U	0.1 U	0.1 U
2,6-Dinitrotoluene	µg/L	NS	36	0.11 U	0.11 U	0.11 U	0.098 U	0.1 U	0.1 U	0.1 U
2-Amino-4,6-dinitrotoluene	µg/L	NS	NS	0.11 U	0.11 U	0.11 U	0.098 U	0.1 U	0.1 U	0.1 U
2-Nitrotoluene	µg/L	NS	110	0.55 U	0.56 U	0.55 U	0.49 U	0.5 U	0.5 U	0.52 U
3-Nitrotoluene	µg/L	NS	3.2	0.55 U	0.56 U	0.55 U	0.49 U	0.5 U	0.5 U	0.52 U
4-Amino-2,6-Dinitrotoluene	µg/L	NS	NS	0.11 U	0.11 U	0.11 U	0.098 U	0.1 U	0.1 U	0.1 U
4-Nitrotoluene	µg/L	NS	3.2	0.55 U	0.56 U	0.55 U	0.49 U	0.5 U	0.5 U	0.52 U
HMX	µg/L	NS	1800	0.11 U	0.11 U	0.11 U	0.098 U	0.1 U	0.1 U	0.1 U
Nitrate-Nitrite	mg/L	1	1	N/A	N/A	N/A	N/A	N/A	N/A	N/A
Nitrobenzene	µg/L	NS	3.4	0.11 U	0.11 U	0.11 U	0.098 U	0.1 U	**0.071 J**	0.1 U
Nitrocellulose	mg/L	NS	NS	0.5 UJ	0.5 UJ	0.5 UJ	**0.23 J**	0.5 UJ	0.5 UJ	0.5 UJ
Nitroglycerin	µg/L	NS	4.8	0.72 U	0.73 U	0.72 U	0.64 U	0.65 U	0.65 U	0.68 U
Nitroguanidine	µg/L	NS	NS	20 UJ	20 UJ	20 UJ	20 UJ	20 UJ	20 UJ	20 UJ
PETN	µg/L	NS	NS	0.72 U	0.73 U	0.72 U	0.64 U	0.65 U	0.65 U	0.68 U
RDX	µg/L	NS	0.61	0.11 U	0.11 U	0.11 U	0.098 U	0.1 U	0.1 U	0.1 U
Tetryl	µg/L	NS	360	0.11 U	0.11 U	0.11 U	0.098 U	0.1 U	0.1 U	0.1 U

Notes:
NS = no standard
Bold = detected compound above the MDL
N/A = Not Analyzed

Table 3-2 FWGWMP October 2007 Explosive and Propellant Analytical Results

Station ID				CBPmw-006	CBPmw-007	DA2mw-107	DETmw-3	DETmw-4	LL11mw-002	LL11mw-007
Sample ID		MCL	Region 9 PRG	FWGCBPMW-006C-0523-GW	FWGCBPMW-007C-0524-GW	FWGDA2MW-DET1bR-0525-GW	FWGDETMW-DET3bR-0526-GW	FWGDETMW-DET4bR-0527-GW	FWGLL11MW-002C-0528-GW	FWGLL11MW-007C-0529-GW
Date Collected				10/9/2007	10/9/2007	10/10/2007	10/10/2007	10/10/2007	10/8/2007	10/7-8/2007
Sample Type				Grab	Grab	Grab	Grab	Grab	Grab	Grab
Analyte	Units									
1,3,5-Trinitrobenzene	µg/L	NS	1100	0.1 U	0.098 U	0.099 U	0.11 U	0.15 U	0.099 U	0.097 U
1,3-Dinitrobenzene	µg/L	NS	3.6	0.1 U	0.098 U	0.099 U	0.11 U	0.15 U	0.099 U	0.097 U
2,4,6-Trinitrolouene	µg/L	NS	2.2	0.1 U	0.098 U	0.099 U	0.11 U	0.15 U	0.099 U	0.097 U
2,4-Dinitrotoluene	µg/L	NS	73	0.1 U	0.098 U	0.099 U	0.11 U	0.15 U	0.099 U	0.097 U
2,6-Dinitrotoluene	µg/L	NS	36	0.1 U	0.098 U	0.099 U	0.11 U	0.15 U	0.099 U	0.097 U
2-Amino-4,6-dinitrotoluene	µg/L	NS	NS	0.1 U	0.098 U	0.099 U	0.11 U	0.15 U	0.099 U	0.097 U
2-Nitrotoluene	µg/L	NS	110	0.5 U	0.49 U	0.5 U	0.56 U	0.76 U	0.5 U	0.48 U
3-Nitrotoluene	µg/L	NS	3.2	0.5 U	0.49 U	0.5 U	0.56 U	0.76 U	0.5 U	0.48 U
4-Amino-2,6-Dinitrotoluene	µg/L	NS	NS	0.1 U	0.098 U	0.099 U	0.11 U	0.15 U	0.099 U	0.097 U
4-Nitrotoluene	µg/L	NS	3.2	0.5 U	0.49 U	0.5 U	0.56 U	0.76 U	0.5 U	0.48 U
HMX	µg/L	NS	1800	0.1 U	**0.053 J**	0.099 U	0.11 U	**0.93**	0.099 U	0.097 U
Nitrate-Nitrite	mg/L	1	1	N/A	N/A	N/A	N/A	N/A	N/A	N/A
Nitrobenzene	µg/L	NS	3.4	0.1 U	**0.071 J**	0.099 U	0.11 U	0.15 U	0.099 UJ	0.097 U
Nitrocellulose	mg/L	NS	NS	0.5 UJ	0.5 UJ	0.5 UJ	0.5 UJ	0.5 UJ	0.5 UJ	0.5 UJ
Nitroglycerin	µg/L	NS	4.8	0.66 U	0.64 U	0.64 U	0.73 U	0.99 U	0.64 U	0.63 U
Nitroguanidine	µg/L	NS	NS	20 U	20 U	20 UJ	20 UJ	20 UJ	20 U	20 U
PETN	µg/L	NS	NS	0.66 U	0.64 U	0.64 U	0.73 U	0.99 U	0.64 U	0.63 U
RDX	µg/L	NS	0.61	0.1 U	0.098 U	0.099 U	0.11 U	0.15 U	0.099 U	0.097 U
Tetryl	µg/L	NS	360	0.1 U	0.098 U	0.099 U	0.11 U	0.15 U	0.099 U	0.097 U

Notes:
NS = no standard
Bold = detected compound above the MDL
N/A = Not Analyzed

Table 3-2 FWGWMP October 2007 Explosive and Propellant Analytical Results

Station ID				LL12mw-153	LL12mw-182	LL12mw-183	LL12mw-186	LL12mw-187	LL1mw-078	LL1mw-080
Sample ID		MCL	Region 9 PRG	FWGLL12MW-153C-0530-GW	FWGLL12MW-182C-0531-GW	FWGLL12MW-183C-0532-GW	FWGLL12MW-186C-0533-GW	FWGLL12MW-187C-0534-GW	FWGLL1mw-078C-05354-GW	FWGLL1mw-080C-0436-GW
Date Collected				10/9/2007	10/9/2007	10/9/2007	10/10/2007	10/10/2007	10/8/2007	10/8/2007
Sample Type				Grab	Grab	Grab	Grab	Grab	Grab	Grab
Analyte	Units									
1,3,5-Trinitrobenzene	µg/L	NS	1100	0.11 U	0.12 U	0.098 U	0.1 U	N/A	0.1 U	0.51 U
1,3-Dinitrobenzene	µg/L	NS	3.6	0.11 U	0.12 U	0.098 U	0.1 U	N/A	0.1 U	0.51 U
2,4,6-Trinitrolouene	µg/L	NS	2.2	0.11 U	0.12 U	0.098 U	0.1 U	N/A	0.1 U	0.51 U
2,4-Dinitrotoluene	µg/L	NS	73	0.11 U	0.12 U	0.098 U	0.1 U	N/A	0.1 U	**0.45 J**
2,6-Dinitrotoluene	µg/L	NS	36	0.11 U	0.12 U	0.098 U	0.1 U	N/A	0.1 U	**0.49 J**
2-Amino-4,6-dinitrotoluene	µg/L	NS	NS	0.11 U	0.12 U	0.098 U	0.1 U	N/A	0.1 U	**4.5**
2-Nitrotoluene	µg/L	NS	110	0.56 U	0.58 U	0.49 U	0.52 U	N/A	0.5 U	2.6 U
3-Nitrotoluene	µg/L	NS	3.2	0.56 U	0.58 U	0.49 U	0.52 U	N/A	0.5 U	2.6 U
4-Amino-2,6-Dinitrotoluene	µg/L	NS	NS	0.11 U	0.12 U	0.098 U	0.1 U	N/A	0.1 U	**4.3**
4-Nitrotoluene	µg/L	NS	3.2	0.56 U	0.58 U	0.49 U	0.52 U	N/A	0.5 U	2.6 U
HMX	µg/L	NS	1800	**0.052 J**	**0.066 J**	0.098 U	0.1 U	N/A	0.1 U	**7.9**
Nitrate-Nitrite	mg/L	1	1	**0.02 J**	0.1 U	**0.02 J**	**0.6**	**1600**	N/A	N/A
Nitrobenzene	µg/L	NS	3.4	0.11 U	0.12 U	0.098 U	0.1 U	N/A	0.1 U	0.51 U
Nitrocellulose	mg/L	NS	NS	0.5 UJ	0.5 UJ	0.5 UJ	0.5 UJ	N/A	0.5 UJ	0.5 UJ
Nitroglycerin	µg/L	NS	4.8	0.73 U	0.75 U	0.64 U	0.68 U	N/A	0.65 U	3.3 U
Nitroguanidine	µg/L	NS	NS	20 U	20 U	20 U	20 UJ	N/A	20 U	20 U
PETN	µg/L	NS	NS	0.73 U	0.75 U	0.64 U	0.68 U	N/A	0.65 U	3.3 U
RDX	µg/L	NS	0.61	0.11 U	0.12 U	0.098 U	0.1 U	N/A	0.1 U	**38**
Tetryl	µg/L	NS	360	0.11 U	0.12 U	0.098 U	0.1 U	N/A	0.1 U	0.51 U

Notes:
NS = no standard
Bold = detected compound above the MDL
N/A = Not Analyzed

Table 3-2 FWGWMP October 2007 Explosive and Propellant Analytical Results

Station ID				LL1mw-083	LL2mw-059	LL2mw-262	LL2mw-263	LL3mw-238	LL3mw-242	LL4mw-198
Sample ID		MCL	Region 9 PRG	FWGLL1mw-083C-0537-GW	FWGLL2mw-059C-0538-GW	FWGLL2mw-262C-0539-GW	FWGLL2mw-263C-0540-GW	FWGLL3mw-238C-0541-GW	FWGLL3MW-242C-0542-GW	FWGLL4MW-198C-0543-GW
Date Collected				10/8/2007	10/8/2007	10/8/2007	10/8/2007	10/8/2007	10/8/2007	10/9/2007
Sample Type				Grab	Grab	Grab	Grab	Grab	Grab	Grab
Analyte	Units									
1,3,5-Trinitrobenzene	µg/L	NS	1100	**9.2 J**	**4.1**	0.11 U	0.11 U	0.5 UJ	0.097 U	0.099 U
1,3-Dinitrobenzene	µg/L	NS	3.6	1 R	**0.15**	0.11 U	0.11 U	**42 J**	0.097 U	0.099 U
2,4,6-Trinitrolouene	µg/L	NS	2.2	**9.2 J**	**0.08 J**	0.11 U	0.11 U	5.6 R	0.097 U	0.099 U
2,4-Dinitrotoluene	µg/L	NS	73	**5.2 J**	**0.86**	0.11 U	0.11 U	**96 J**	0.097 U	0.099 U
2,6-Dinitrotoluene	µg/L	NS	36	**2.2 J**	0.11 U	0.11 U	0.11 U	5.6 R	0.097 U	0.099 U
2-Amino-4,6-dinitrotoluene	µg/L	NS	NS	**22 J**	**1**	0.11 U	0.11 U	5.6 R	0.097 U	0.099 U
2-Nitrotoluene	µg/L	NS	110	5.1 R	0.56 U	0.57 U	0.54 U	**13 J**	0.48 U	0.5 U
3-Nitrotoluene	µg/L	NS	3.2	5.1 R	0.56 U	0.57 U	0.54 U	28 R	0.48 U	0.5 U
4-Amino-2,6-Dinitrotoluene	µg/L	NS	NS	**24 J**	**0.97**	0.11 U	0.11 U	28 R	0.097 U	0.099 U
4-Nitrotoluene	µg/L	NS	3.2	5.1 R	0.56 U	0.57 U	0.54 U	**37 J**	0.48 U	0.5 U
HMX	µg/L	NS	1800	1 R	**0.14 J**	**0.27 J**	0.11 U	28 R	0.097 U	0.099 U
Nitrate-Nitrite	mg/L	1	1	N/A	N/A	N/A	N/A	N/A	N/A	N/A
Nitrobenzene	µg/L	NS	3.4	1 R	0.11 U	0.11 U	0.11 U	5.6 R	0.097 U	0.099 U
Nitrocellulose	mg/L	NS	NS	0.5 UJ	0.5 UJ	0.5 UJ	0.5 UJ	0.5 UJ	0.5 UJ	0.5 UJ
Nitroglycerin	µg/L	NS	4.8	6.6 R	0.73 U	0.74 U	0.71 U	37 R	0.63 U	0.64 U
Nitroguanidine	µg/L	NS	NS	20 U	20 U	20 U	20 U	20 U	20 U	20 U
PETN	µg/L	NS	NS	6.6 R	0.73 U	0.74 U	0.71 U	37 R	0.63 U	0.64 U
RDX	µg/L	NS	0.61	**0.56 J**	0.11 U	0.11 U	0.11 U	**6.6 J**	0.097 U	0.099 U
Tetryl	µg/L	NS	360	1 R	0.11 U	0.11 U	0.11 U	5.6 R	0.097 U	0.099 U

Notes:
NS = no standard
Bold = detected compound above the MDL
N/A = Not Analyzed

Table 3-2 FWGWMP October 2007 Explosive and Propellant Analytical Results

Station ID				LL4mw-199	RQLmw-007	RQLmw-008	RQLmw-009	WBGmw-006	WBGmw-007	WBGmw-009
Sample ID		MCL	Region 9 PRG	FWGLL4MW-199C-0544-GW	FWGRQLMW-007C-0545-GW	FWGRQLMW-008C-0546-GW	FWGRQLMW-009C-0547-GW	FWGWBGMW-006C-0548-GW	FWGWBGMW-007C-0549-GW	FWGWBGMW-009C-0550-GW
Date Collected				10/9/2007	10/9/2007	10/9/2007	10/9/2007	10/10/2007	10/10/2007	10/10/2007
Sample Type				Grab	Grab	Grab	Grab	Grab	Grab	Grab
Analyte	Units									
1,3,5-Trinitrobenzene	µg/L	NS	1100	0.099 U	0.12 U	**0.41 J**	0.1 U	0.5 U	0.1 U	0.095 U
1,3-Dinitrobenzene	µg/L	NS	3.6	0.099 U	0.12 U	0.097 U	0.1 U	0.5 U	0.1 U	0.095 U
2,4,6-Trinitrolouene	µg/L	NS	2.2	0.099 U	0.12 U	0.097 U	0.1 U	0.5 U	0.1 U	0.095 U
2,4-Dinitrotoluene	µg/L	NS	73	0.099 U	0.12 U	0.097 U	0.1 U	0.5 U	0.1 U	0.095 U
2,6-Dinitrotoluene	µg/L	NS	36	0.099 U	0.12 U	0.097 U	0.1 U	0.5 U	0.1 U	0.095 U
2-Amino-4,6-dinitrotoluene	µg/L	NS	NS	0.099 U	0.12 U	0.097 U	0.1 U	0.5 U	0.1 U	0.095 U
2-Nitrotoluene	µg/L	NS	110	0.5 U	0.6 U	0.48 U	0.52 U	2.5 U	0.52 U	0.48 U
3-Nitrotoluene	µg/L	NS	3.2	0.5 U	0.6 U	0.48 U	0.52 U	2.5 U	0.52 U	0.48 U
4-Amino-2,6-Dinitrotoluene	µg/L	NS	NS	0.099 U	0.12 U	0.097 U	0.1 U	0.5 U	0.1 U	0.095 U
4-Nitrotoluene	µg/L	NS	3.2	0.5 U	0.6 U	0.48 U	0.52 U	2.5 U	0.52 U	0.48 U
HMX	µg/L	NS	1800	0.099 U	0.12 U	0.097 U	0.1 U	**13**	0.1 U	**2.1**
Nitrate-Nitrite	mg/L	1	1	N/A	N/A	N/A	N/A	N/A	N/A	N/A
Nitrobenzene	µg/L	NS	3.4	0.099 U	0.12 U	0.097 U	0.1 U	0.5 U	0.1 U	0.095 U
Nitrocellulose	mg/L	NS	NS	0.5 UJ	0.5 UJ	0.5 UJ	0.5 UJ	0.5 UJ	0.5 UJ	0.5 UJ
Nitroglycerin	µg/L	NS	4.8	0.64 U	0.77 U	0.63 U	0.68 U	3.3 U	0.68 U	0.62 U
Nitroguanidine	µg/L	NS	NS	20 U	20 U	20 U	20 U	20 UJ	20 UJ	20 UJ
PETN	µg/L	NS	NS	0.64 U	0.77 U	0.63 U	0.68 U	3.3 U	0.68 U	0.62 U
RDX	µg/L	NS	0.61	0.099 U	0.12 U	0.097 U	0.1 U	**58**	0.1 U	**8.5**
Tetryl	µg/L	NS	360	0.099 U	0.12 U	0.097 U	0.1 U	0.5 U	0.1 U	0.095 U

Notes:
NS = no standard
Bold = detected compound above the MDL
N/A = Not Analyzed

Table 3-2 FWGWMP October 2007 Explosive and Propellant Analytical Results

Data Qualifiers

Data qualifier flags are used in an effort to describe the quality of each piece of data for each constituent. These flags are letter codes appended to the numerical data. The following data qualifiers are specified in the USACE Louisville Chemistry Guidelines (LCG). For a complete explanation of qualifiers used for each constituent please refer to the Data Verification Summaries in Appendix B.

U- The analyte was analyzed for but not detected. The numerical value preceding the U is the associated reporting limit.

J- The identification of the analyte is acceptable, but the quality assurance criteria indicate that the quantitative values may be outside the normal expected range of precision (i.e., the quantitative value is estimated). Examples include:

- Results detected above the laboratory MDL but less than the laboratory reporting limit.
- MS/MSD percent recoveries outside the acceptance criteria.
- Laboratory control sample (LCS) percent recoveries outside acceptance criteria.

R- Data are considered to be rejected and shall not be used. This flag denotes the failure of quality control criteria such that it cannot be determined if the analyte is present or absent from the sample [e.g., the method reporting limit (MRL) verification standard was below quality control guidelines; associated sample results that were non-detect are unusable].

UJ- This flag is a combination of the U and J qualifiers which indicate that the analyte is not present. The reported value is considered to be an estimated reporting limit (RL).

B- The B flag is used for both organic and inorganic analyses when the analyte is found in the method blank or any of the field blanks. This designation overrides the Contract Laboratory Program (CLP) “B” designation when used by the laboratory as an estimated value for inorganics.

3.2.2 Inorganic Elements

Inorganic elements analytical results are presented in Table 3-3. The inorganics detected in the samples included: aluminum, antimony, arsenic, barium, beryllium, cadmium, chromium, calcium, cobalt, copper, cyanide, iron, magnesium, manganese, nickel, potassium, silver, sodium, thallium, vanadium, and zinc. The inorganic elements that were detected were compared to facility-wide background levels, and against elements that are considered as essential nutrients to determine if they are to be considered as Site Related Contaminants (SRCs). Calcium, magnesium, iron, potassium, and sodium were eliminated as potential SRCs because they are considered as essential nutrients. Site-specific background levels for inorganic elements are presented in Table 3-4. The inorganic elements that were detected were compared to the appropriate background criteria to determine if they were SRCs. The only element not detected above reporting limits and facility-wide background levels was selenium. The following inorganic elements were detected above the method detection limits and the background levels reported in Table 3-4:

- **Aluminum**
  - Bedrock Zone - BKGmw-012 (27.2 µg/L), LL1mw-078 (69.8 µg/L J), LL1mw-083 (989 µg/L J), LL2mw-059 (10.7 µg/L J), LL3mw-238 (16.2 µg/L J), LL2mw-242 (16.2 µg/L J), RQLmw-007 (15.3 µg/L J). The Groundwater Bedrock Zone Background Criteria (filtered) is 0 µg/L.
  - Unconsolidated Zone – BKGmw-016 (24.7 µg/L J,B), BKGmw-017 (41.6 µg/L J), CBPmw-006 (11,800 µg/L), LL11mw-002 (556 µg/L J), LL12mw-182 (20.1 µg/L J), LL4mw-198 (22 µg/L J), LL4mw-199 (12.4 µg/L J). The Groundwater Unconsolidated Zone Background Criteria (filtered) is 0 µg/L.
    There is no MCL for aluminum. The Region 9 PRG is 36,000 µg/L.

- **Antimony**
  - Bedrock Zone – BKGmw-008 (0.26 µg/L J), LL1mw-078 (0.24 µg/L J), LL3mw-083 (0.21 µg/L J). The Groundwater Bedrock Zone Background Criteria (filtered) is 0 µg/L.
  - Unconsolidated Zone – BKGmw-004 (0.28 µg/L J), CBPmw-006 (0.14 µg/L J), LL11mw-002 (0.28 µg/L J), LL12mw-153 (0.22 µg/L J), LL12mw-183 (0.23 µg/L J), WBG-009 (0.24 µg/L J). The Groundwater Unconsolidated Zone Background Criteria (filtered) is 0 µg/L.
    The MCL for antimony is 6 µg/L.

- **Arsenic**
  - Bedrock Zone – LL2mw-263 (16.8 µg/L), LL4mw-199 (10.8 µg/L, RQLmw-007 (51.4 µg/L), RQLmw-008 (61.2 µg/L), RQLmw-009 (36

μg/L). The Groundwater Bedrock Zone Background Criteria (filtered) is 0 μg/L.

- Unconsolidated Zone – BKGmw-017 (20.2 μg/L), CBPmw-006 (34.3 μg/L), CBPmw-007 (36.8 μg/L), LL11mw-007 (23.1 μg/L), LL12mw-153 (24.6 μg/L), LL12mw-182 (40.5 μg/L J), LL12mw-183 (34.9 μg/L), DETmw-3 (12.4 μg/L). The Groundwater Unconsolidated Zone Background Criteria (filtered) is 11.7 μg/L.
  The MCL for arsenic is 10 μg /L.

- **Barium**
  - Bedrock Zone: - BKGmw-015 (281 μg/L J). The Groundwater Bedrock Zone Background Criteria (filtered) is 256 μg/L
  - Unconsolidated Zone: - BKGmw-013 (89.4 μg/L J), CBPmw-006 (212 μg/L), LL11mw-007 (94.5 μg/L), and LL4mw-199 (126 μg/L). The Groundwater Unconsolidated Zone Background Criteria (filtered) is 82.1 μg/L.
    The MCL for barium is 2,000 μg/L.

- **Beryllium**
  - Bedrock Zone: - LL1mw-083 (0.24 μg/L J), RQLmw-008 (0.77μg/L J). The Groundwater Bedrock Zone Background Criteria (filtered) is 0 μg/L.
  - Unconsolidated Zone: - CBPmw-006 (1.1 μg/L). The Groundwater Unconsolidated Zone Background Criteria is 0 μg/L.
    The MCL for beryllium is 4 μg/L.

- **Cadmium**
  - Bedrock Zone: - LL1mw-083 (0.78 μg/L). The Groundwater Bedrock Zone Background Criteria (filtered) is 0 μg/L.
  - Unconsolidated Zone:- LL11mw-002 (0.18 μg/L J). The Groundwater Unconsolidated Zone Background Criteria (filtered) is 0 μg/L.
    The MCL for cadmium is 5 μg/L.

- **Chromium**
  - Bedrock Zone: None
  - Unconsolidated Zone: CBPmw-006 (36.7 μg/L). The Groundwater Unconsolidated Zone Background Criteria is 0 μg/L.
  - The MCL is 100 μg/L.

- **Cobalt**
  - Bedrock Zone: LL1mw-078 (1.9 μg/L J), LL1mw-083 (13.6 μg/L), LL2mw-262 (5 μg/L), LL2mw-263 (2.9 μg/L J, RQLmw-007 (6.9

μg/L J), RQLmw-008 (5.3 μg/L J), RQLmw-009 (5.4 μg/L J). The Groundwater Bedrock Zone Background Criteria (filtered) is 0 μg/L.
Unconsolidated Zone: CBPmw-006 (17.4 μg/L J), CBPmw-007 (2.9 μg/L J),. The Groundwater Unconsolidated Zone Background Criteria (filtered) is 0 μg/L.
There is no MCL for cobalt. The Region 9 PRG is 730 μg/L.

- **Copper**
  - Bedrock Zone: - LL1mw-083 (4.6 μg/L J). The Groundwater Bedrock Zone Background Criteria is 0 μg/L.
  - Unconsolidated Zone: - CBPmw-006 (21.2 μg/L). The Groundwater Unconsolidated Zone Background Criteria is 0 μg/L.
    The MCL is 1,300 μg/L.

- **Cyanide**
  - Bedrock Zone: - None
  - Unconsolidated Zone: - WBGmw-007 (0.0095 mg/L J). The Groundwater Unconsolidated Zone Background Criteria (filtered) is 0 mg/L.
    The MCL for cyanide is 0.2 mg/L.

- **Lead**
  - Bedrock Zone: - None
  - Unconsolidated Zone: - CBPmw-006 (12 μg/L). The Groundwater Unconsolidated Zone Background Criteria (filtered) is 0 μg/L.
  - The MCL is 15 μg/L

- **Manganese**
  - Bedrock Zone: - LL2mw-263 (1,590 μg/L), RQLmw-007 (2,730 μg/L), RQLmw-009 (2,400 μg/L). The Groundwater Bedrock Zone Background Criteria (filtered) is 1,340 μg/L.
  - Unconsolidated Zone: - LL4mw-198 (1,460 μg/L). The Groundwater Unconsolidated Zone Background Criteria (filtered) is 1,020 μg/L.
    The MCL for Manganese is 50 μg/L.

- **Nickel**
  - Bedrock Zone: - None.
  - Unconsolidated Zone: - CBPmw-006 (37.8 μg/L J), CBPmw-007 (4.5 μg/L J), LL11mw-002 (3.7 μg/L J), LL12mw-183 (5.1 μg/L J), LL4mw-198 (46.9 μg/L. The Groundwater Unconsolidated Zone Background Criteria (filtered) is 0 μg/L.
    There is no MCL for Nickel. The Region 9 PRG is 730 μg/L.

- **Silver**
  - Bedrock Zone: - RQLmw-008 (2.2 µg/L J). The Groundwater Unconsolidated Criteria (filtered) is 0 µg/L. The Region 9 PRG is 180 µg/L.
  - Unconsolidated: - None

- **Thallium**
  - Bedrock Zone: - LL1mw-078 (0.33 µg/L J). The Groundwater Bedrock Zone Background Criteria (filtered) is 0 µg/L
  - Unconsolidated Zone: - RQLmw-009 (0.15µg/L J). The Groundwater Unconsolidated Zone Background Criteria (filtered) is 0 µg/L.
    The MCL for Thallium is 2 µg/L.

- **Vanadium**
  - Bedrock Zone: - None
  - Unconsolidated Zone: - LL11mw-002 (1.3 µg/L J), CBPmw-006 (37.7 µg/L J). The Groundwater Unconsolidated Zone Background Criteria (filtered) is 0 µg/L. There is no MCL for Vanadium.

- **Zinc**
  - Bedrock Zone: None
  - Unconsolidated Zone: LL4mw-198 (91.5 µg/L), CBPmw-006 (66.7 µg/L). The Groundwater Unconsolidated Zone Background Criteria (filtered) is 60.9 µg/L.
    The MCL for zinc is 5,000 µg/L.

Table 3-3 FWGWMPP October 2007 Inorganics Analytical Results

Station ID				BKGmw-004	BKGmw-005	BKGmw-006	BKGmw-008	BKGmw-010	BKGmw-012	BKGmw-013
Sample ID		MCL	Region 9 PRG	FWGBKGMW-004C-0509-GF	FWGBKGMW-005C-0510-GF	FWGBKGMW-006C-0511-GF	FWGBKGMW-008C-0512-GF	FWGBKGMW-010C-0513-GF	FWGBKGMW-012C-0514-GF	FWGBKGMW-013C-0515-GF
Date Collected				10/11/2007	10/11/2007	10/11/2007	10/10/2007	N/A	10/10/2007	10/10/2007
Sample Type				Grab	Grab	Grab	Grab	Grab	Grab	Grab
Analyte	Units									
Aluminum	µg/L	NS	36000	50 U	50 U	50 U	50 U	N/A	**27.2 J**	50 U
Antimony	µg/L	6	15	**0.28 J**	2 U	2 U	**0.26 J**	N/A	2 U	2 U
Arsenic	µg/L	10	0.045	5 U	5 U	5 U	5 U	N/A	5 U	**11.4**
Barium	µg/L	2000	2600	**21.9**	**16.3**	**16.1**	**4.7 J**	N/A	**245**	**89.4**
Beryllium	µg/L	4	NS	1 U	1 U	1 U	1 U	N/A	1 U	1 U
Cadmium	µg/L	5	NS	0.5 U	0.5 U	0.5 U	0.5 U	N/A	0.5 U	0.5 U
Calcium	µg/L	NS	NS	**20100**	**85100**	**69900**	**24700**	N/A	**26900**	**76300**
Chromium	µg/L	100	NS	5 U	5 U	5 U	5 U	N/A	5 U	5 U
Cobalt	µg/L	NS	730	5 U	5 U	5 U	5 U	N/A	5 U	5 U
Copper	µg/L	1300	1500	5 U	5 U	5 U	5 U	N/A	5 U	5 U
Cyanide	mg/L	0.2	0.73	0.01 UJ	0.01 UJ	0.01 UJ	0.01 UJ	N/A	0.01 U	0.01 U
Iron	µg/L	300	11000	**60 J**	**251 J**	**742 J**	**64.2 J**	N/A	**142**	**844**
Lead	µg/L	15	NS	3 U	3 U	3 U	3 U	N/A	3 U	3 U
Magnesium	µg/L	NS	NS	**6250**	**19500**	**21800**	**9750**	N/A	**9320**	**26100**
Manganese	µg/L	50	880	**0.65 J**	**2.9 J**	**191 J**	**29.1 J**	N/A	**37**	**417**
Mercury	µg/L	2	11	0.2 U	0.2 U	0.2 U	0.2 U	N/A	0.2 U	0.2 U
Nickel	µg/L	NS	730	10 U	**3.6 J**	10 U	10 U	N/A	**3.3 J**	10 U
Potassium	µg/L	NS	NS	**707 J**	**1230**	**2170**	**511 J**	N/A	**4050 J**	**1970 J**
Selenium	µg/L	50	180	5 U	5 U	5 U	5 U	N/A	5 U	5 U
Silver	µg/L	100	180	5 R	5 R	5 R	5 R	N/A	5 R	5 R
Sodium	µg/L	NS	NS	**15900**	**10800**	**43600**	**8760**	N/A	**45300**	**13100**
Thallium	µg/L	2	2.4	1 U	1 U	1 U	1 U	N/A	1 U	1 U
Vanadium	µg/L	NS	36	10 U	10 U	10 U	10 U	N/A	10 U	10 U
Zinc	µg/L	5000	11000	**5.5 J**	**5.2 J**	10 U	**6.4 J**	N/A	**7.5 J**	**5.1 J**

Notes:

NS = no standard

Bold = detected compound above the MDL

N/A = Not Analyzed

Table 3-3 FWGWMPP October 2007 Inorganics Analytical Results

Station ID				BKGmw-015	BKGmw-016	BKGmw-017	BKGmw-018	BKGmw-019	BKGmw-020	BKGmw-021	CBPmw-006	CBPmw-007
Sample ID		MCL	Region 9 PRG	FWGBKGMW-015C-0516-GF	FWGBKGMW-016C-0517-GF	FWGBKGMW-017C-0518-GF	FWGBKGMW-018C-0519-GF	FWGBKGMW-019C-0520-GF	FWGBKGMW-020C-0521-GF	FWGBKGMW-021C-0522-GF	FWGCBPMW-006C-0523-GF	FWGCBPMW-007C-0524-GF
Date Collected				10/10-11/2007	10/10/2007	10/10/2007	10/11/2007	10/11/2007	10/11/2007	10/11/2007	10/9/2007	10/9/2007
Sample Type				Grab	Grab	Grab	Grab	Grab	Grab	Grab	Grab	Grab
Analyte	Units											
Aluminum	µg/L	NS	36000	50 U	**24.7 J**	**41.6 J**	50 U	50 U	50 U	50 U	**11800**	50 U
Antimony	µg/L	6	15	2 U	2 U	2 U	2 U	2 U	2 U	2 U	**0.14 J**	2 U
Arsenic	µg/L	10	0.045	5 U	5 U	**20.2**	5 U	5 U	5 U	5 U	**34.3**	**36.8**
Barium	µg/L	2000	2600	**281**	**14.1**	**33.8**	**19.5**	**41.9**	**130**	**43.4**	**212**	**10.5**
Beryllium	µg/L	4	NS	1 U	1 U	1 U	1 U	1 U	1 U	1 U	**1.1**	1 U
Cadmium	µg/L	5	NS	0.5 U	0.5 U	0.5 U	0.5 U	0.5 U	0.5 U	0.5 U	0.5 U	0.5 U
Calcium	µg/L	NS	NS	**30700**	**9190**	**100000**	**55700**	**112000**	**51800**	**79900**	**76700**	**224000**
Chromium	µg/L	100	NS	5 U	5 U	5 U	5 U	5 U	5 U	5 U	**36.7**	5 U
Cobalt	µg/L	NS	730	5 U	5 U	5 U	5 U	5 U	5 U	5 U	**17.4 J**	**2.9 J**
Copper	µg/L	1300	1500	5 U	5 U	5 U	5 U	5 U	5 U	5 U	**21.2**	5 U
Cyanide	mg/L	0.2	0.73	0.01 UJ	0.01 UJ	0.01 U	0.01 UJ	0.01 UJ	0.01 UJ	0.01 UJ	0.01 U	0.01 U
Iron	µg/L	300	11000	**95.7 J**	**28.3 J**	**1780**	**141 J**	**551 J**	**2390 J**	**204 J**	**27400**	**4290**
Lead	µg/L	15	NS	3 U	3 U	3 U	3 U	3 U	3 U	3 U	**12**	3 U
Magnesium	µg/L	NS	NS	**13000**	**4050**	**42800**	**6480**	**32400**	**16300**	**45300**	**31900**	**120000**
Manganese	µg/L	50	880	**11 J**	**8.2 J**	**213**	**13 J**	**189 J**	**756 J**	**0.64 J**	**466**	**228**
Mercury	µg/L	2	11	0.2 U	0.2 U	0.2 U	0.2 U	0.2 U	0.2 U	0.2 U	0.2 U	0.2 U
Nickel	µg/L	NS	730	**3.7 J**	10 U	10 U	10 U	10 U	10 U	10 U	**37.8**	**4.5 J**
Potassium	µg/L	NS	NS	**4670**	**576 J**	**1990 J**	**1070**	**1110**	**2390**	**1420**	**7950 J**	**4510**
Selenium	µg/L	50	180	5 U	5 U	5 U	5 U	5 U	5 U	5 U	5 U	5 U
Silver	µg/L	100	180	5 R	5 R	5 R	5 R	5 R	5 R	5 R	5 R	5 R
Sodium	µg/L	NS	NS	**12500**	**2690**	**21400**	**2350**	**9120**	**7820**	**9400**	**13300**	**100000**
Thallium	µg/L	2	2.4	1 U	1 U	1 U	1 U	1 U	1 U	1 U	1 U	1 U
Vanadium	µg/L	NS	36	10 U	10 U	10 U	10 U	10 U	10 U	10 U	**37.7 J**	10 U
Zinc	µg/L	5000	11000	**14.2**	**4.5 J**	**4.9 J**	**3.5 J**	**2.9 J**	**5 J**	**10.7**	**66.7**	**2.5 J**

Notes:

NS = no standard

Bold = detected compound above the MDL

N/A = Not Analyzed

Table 3-3 FWGWMPP October 2007 Inorganics Analytical Results

Station ID				DA2mw-107	DETmw-3	DETmw-4	LL11mw-002	LL11mw-007	LL12mw-153	LL12mw-182	LL12mw-183	LL12mw-186
Sample ID		MCL	Region 9 PRG	FWGDA2MW-DET1bR-0525-GF	FWGDETMW-DET3bR-0526-GF	FWGDETMW-DET4bR-0527-GF	FWGLL11MW-002C-0528-GF	FWGLL11MW-007C-0529-GW	FWGLL12MW-153C-0530-GF	FWGLL12MW-182C-0531-GF	FWGLL12MW-183C-0532-GF	FWGLL12MW-186C-0533-GF
Date Collected				10/10/2007	10/10/2007	10/10/2007	10/8/2007	10/7-8/2007	10/9/2007	10/9/2007	10/9/2007	10/10/2007
Sample Type				Grab	Grab	Grab	Grab	Grab	Grab	Grab	Grab	Grab
Analyte	Units											
Aluminum	µg/L	NS	36000	50 U	50 U	50 U	**556 J**	50 UJ	50 U	50 U	50 U	50 U
Antimony	µg/L	6	15	2 U	2 U	2 U	**0.28 J**	2 U	**0.22 J**	2 U	**0.23 J**	2 U
Arsenic	µg/L	10	0.045	**6.4**	**12.4**	5 U	5 U	**23.1**	**24.6**	**40.5**	**34.9**	5 U
Barium	µg/L	2000	2600	**37.8**	**55.4**	**49.4**	**31.8**	**94.5**	**79.4**	**72.4**	**78.1**	**45.9**
Beryllium	µg/L	4	NS	1 U	1 U	1 U	1 U	1 U	1 U	1 U	1 U	1 U
Cadmium	µg/L	5	NS	0.5 U	0.5 U	0.5 U	**0.18 J**	0.5 U	0.5 U	0.5 U	0.5 U	0.5 U
Calcium	µg/L	NS	NS	**91100**	**92800**	**138000**	**88100**	**95300**	**147000**	**81500**	**120000**	**134000**
Chromium	µg/L	100	NS	5 U	5 U	5 U	5 U	5 U	5 U	5 U	**5.6 J**	5 U
Cobalt	µg/L	NS	730	5 U	5 U	5 U	5 U	5 U	5 U	5 U	5 U	5 U
Copper	µg/L	1300	1500	5 U	5 U	5 U	5 U	5 U	5 U	5 U	5 U	5 U
Cyanide	mg/L	0.2	0.73	0.01 R	0.01 U	0.01 U	0.01 U	0.01 R	0.01 R	0.01 R	0.01 R	0.01 U
Iron	µg/L	300	11000	**1800**	**1960**	**396**	**1310 J**	**1350**	**4180**	**1100**	**1460**	**861**
Lead	µg/L	15	NS	3 U	3 U	3 U	3 U	3 U	3 U	3 U	3 U	3 U
Magnesium	µg/L	NS	NS	**30400**	**34000**	**27600**	**29100**	**34000**	**80500**	**65300**	**48400**	**59100**
Manganese	µg/L	50	880	**203**	**294**	**12.7**	**191**	**224**	**206**	**56.1**	**74.6**	**347**
Mercury	µg/L	2	11	0.2 U	0.2 U	0.2 U	0.2 U	0.2 U	0.2 U	0.2 U	0.2 U	0.2 U
Nickel	µg/L	NS	730	10 U	10 U	10 U	**3.7 J**	10 U	10 U	10 U	**5.1 J**	10 U
Potassium	µg/L	NS	NS	**1770 J**	**1830 J**	**1750 J**	**1640**	**1430 J**	**2150**	**3230**	**3470**	**1450 J**
Selenium	µg/L	50	180	5 U	5 U	5 U	5 U	5 U	5 U	5 U	5 U	5 U
Silver	µg/L	100	180	5 R	5 R	5 R	5 R	5 U	5 R	5 R	5 R	5 R
Sodium	µg/L	NS	NS	**10700**	**13100**	**5230**	**9960**	**14200**	**26900**	**25500**	**18100**	**15200**
Thallium	µg/L	2	2.4	1 U	1 U	1 U	1 U	1 U	1 U	1 U	1 U	1 U
Vanadium	µg/L	NS	36	10 U	10 U	10 U	**1.3 J**	10 U	10 U	10 U	10 U	10 U
Zinc	µg/L	5000	11000	**2.5 J**	**3 J**	**46.3 J**	**21.6**	**3.9 J**	**6.2 J**	**3.1 J**	**3.9 J**	**4.3 J**

Notes:

NS = no standard

Bold = detected compound above the MDL

N/A = Not Analyzed

Table 3-3 FWGWMPP October 2007 Inorganics Analytical Results

Station ID				LL1mw-078	LL1mw-080	LL1mw-083	LL2mw-059	LL2mw-262	LL2mw-263	LL3mw-238	LL3mw-242
Sample ID		MCL	Region 9 PRG	FWGLL1mw-078C-05354-GF	FWGLL1mw-080C-0436-GF	FWGLL1mw-083C-0537-GF	FWGLL2mw-059C-0538-GF	FWGLL2mw-262C-0539-GF	FWGLL2mw-263C-0540-GF	FWGLL3mw-238C-0541-GF	FWGLL3MW-242C-0542-GF
Date Collected				10/8/2007	10/8/2007	10/8/2007	10/8/2007	10/8/2007	10/8/2007	10/8/2007	10/8/2007
Sample Type				Grab	Grab	Grab	Grab	Grab	Grab	Grab	Grab
Analyte	Units										
Aluminum	µg/L	NS	36000	**69.8 J**	50 U	**989 J**	**10.7 J**	50 UJ	50 UJ	**16.5 J**	**16.2 J**
Antimony	µg/L	6	15	**0.24 J**	2 U	**0.21 J**	2 U	2 U	2 U	2 U	2 U
Arsenic	µg/L	10	0.045	5 U	5 U	**5 U**	5 U	5 U	**16.8**	5 U	5 U
Barium	µg/L	2000	2600	**16.3**	**19.1**	**18.3**	**5.4 J**	**19.4**	**27**	**6.7 J**	**4.3 J**
Beryllium	µg/L	4	NS	1 U	1 U	**0.24 J**	1 U	1 U	1 U	1 U	1 U
Cadmium	µg/L	5	NS	0.5 U	0.5 U	**0.78**	0.5 U	0.5 U	0.5 U	0.5 U	0.5 U
Calcium	µg/L	NS	NS	**47400**	**298000**	**18800**	**23400**	**55400**	**37500**	**38800**	**18000**
Chromium	µg/L	100	NS	5 U	5 U	5 U	5 U	5 U	5 U	5 U	5 U
Cobalt	µg/L	NS	730	**1.9 J**	5 U	**13.6**	5 U	**5**	**2.9 J**	5 U	5 U
Copper	µg/L	1300	1500	5 U	5 U	**4.6 J**	5 U	5 U	5 U	5 U	5 U
Cyanide	mg/L	0.2	0.73	0.01 R	0.01 U	0.01 R	0.01 R	0.01 R	0.01 R	0.01 R	0.01 R
Iron	µg/L	300	11000	**158**	**685**	**90.4**	**71.7**	**159**	**5140**	**123**	**37.2**
Lead	µg/L	15	NS	3 U	3 U	3 U	3 U	3 U	3 U	3 U	3 U
Magnesium	µg/L	NS	NS	**8980**	**14800**	**5070**	**8960**	**37800**	**16900**	**4260**	**7210**
Manganese	µg/L	50	880	**120**	**56.1**	**765**	**136**	**922**	**1590**	**1.9 J**	**25.1**
Mercury	µg/L	2	11	0.2 U	0.2 U	0.2 U	0.2 U	0.2 U	0.2 U	0.2 U	0.2 U
Nickel	µg/L	NS	730	**6.8 J**	**4.8 J**	**43.6**	**5.9 J**	**23.3**	**7 J**	10 U	10 U
Potassium	µg/L	NS	NS	**3340 J**	**4110**	**2340 J**	**748 J**	**2080 J**	**822 J**	**1920 J**	**1060 J**
Selenium	µg/L	50	180	5 U	5 U	5 U	5 U	5 U	5 U	5 U	5 U
Silver	µg/L	100	180	5 U	5 R	5 U	5 U	5 U	5 U	5 U	5 U
Sodium	µg/L	NS	NS	**4610**	**1960**	**18500**	**4820**	**8430**	**5130**	**2320**	**14200**
Thallium	µg/L	2	2.4	**0.33 J**	1 U	1 U	1 U	1 U	1 U	1 U	1 U
Vanadium	µg/L	NS	36	10 U	10 U	10 U	10 U	10 U	10 U	10 U	10 U
Zinc	µg/L	5000	11000	**6.3 J**	**3.9 J**	**45.8**	**6.8 J**	**4.9 J**	**2.8 J**	**4.1 J**	**4.5 J**

Notes:

NS = no standard

Bold = detected compound above the MDL

N/A = Not Analyzed

Table 3-3 FWGWMPP October 2007 Inorganics Analytical Results

Station ID				LL4mw-198	LL4mw-199	RQLmw-007	RQLmw-008	RQLmw-009	WBGmw-006	WBGmw-007	WBGmw-009
Sample ID		MCL	Region 9 PRG	FWGLL4MW-198C-0543-GF	FWGLL4MW-199C-0544-GF	FWGRQLMW-007C-0545-GF	FWGRQLMW-008C-0546-GF	FWGRQLMW-009C-0547-GF	FWGWBGMW-006C-0548-GF	FWGWBGMW-007C-0549-GF	FWGWBGMW-009C-0550-GF
Date Collected				10/9/2007	10/9/2007	10/9/2007	10/9/2007	10/9/2007	10/10/2007	10/10/2007	10/10/2007
Sample Type				Grab	Grab	Grab	Grab	Grab	Grab	Grab	Grab
Analyte	Units										
Aluminum	µg/L	NS	36000	**22 J**	**12.4 J**	**15.3 J**	50 U	50 U	50 U	50 U	50 U
Antimony	µg/L	6	15	2 U	2 U	2 U	2 U	2 U	2 U	2 U	**0.24 J**
Arsenic	µg/L	10	0.045	5 U	**10.8**	**51.4**	**61.2**	**36**	5 U	**4.5 J**	5 U
Barium	µg/L	2000	2600	**15.3**	**126**	**55.7**	**173**	**62.5**	**24.1**	**39.7**	**14**
Beryllium	µg/L	4	NS	1 U	1 U	1 U	**0.77 J**	1 U	1 U	1 U	1 U
Cadmium	µg/L	5	NS	0.5 U	0.5 U	0.5 U	0.5 U	0.5 U	0.5 U	0.5 U	0.5 U
Calcium	µg/L	NS	NS	**34400**	**98900**	**140000**	**84800**	**33900**	**64400**	**66100**	**78300**
Chromium	µg/L	100	NS	5 U	5 U	5 U	5 U	5 U	5 U	5 U	5 U
Cobalt	µg/L	NS	730	5 U	5 U	**6.9 J**	**5.3 J**	**5.4 J**	5 U	5 U	5 U
Copper	µg/L	1300	1500	5 U	5 U	5 U	5 U	5 U	5 U	5 U	5 U
Cyanide	mg/L	0.2	0.73	0.01 U	0.01 U	0.01 U	0.01 U	0.01 U	0.01 R	**0.0095 J**	0.01 R
Iron	µg/L	300	11000	**4330**	**4910**	**20800**	**141000**	**17500**	**193**	**427**	**244**
Lead	µg/L	15	NS	3 U	3 U	3 U	3 U	3 U	3 U	3 U	3 U
Magnesium	µg/L	NS	NS	**15600**	**24300**	**106000**	**36700**	**52000**	**21300**	**17900**	**24200**
Manganese	µg/L	50	880	**1460**	**636**	**2730**	**1280**	**2400**	**56**	**130**	**12.3**
Mercury	µg/L	2	11	0.2 U	0.2 U	0.2 U	0.2 U	0.2 U	0.2 U	0.2 U	0.2 U
Nickel	µg/L	NS	730	**46.9**	10 U	**12.3**	**17.6**	**6 J**	10 U	10 U	10 U
Potassium	µg/L	NS	NS	**1240**	**1540**	**8750**	**6990**	**5120**	**820 J**	**1150 J**	**878 J**
Selenium	µg/L	50	180	5 U	5 U	5 U	5 U	5 U	5 U	5 U	5 U
Silver	µg/L	100	180	5 R	5 R	5 R	**2.2 J**	5 R	5 R	5 R	5 R
Sodium	µg/L	NS	NS	**10200**	**10500**	**10400**	**19700**	**2480**	**5970**	**5030**	**4080**
Thallium	µg/L	2	2.4	1 U	1 U	1 U	1 U	**0.15 J**	1 U	1 U	1 U
Vanadium	µg/L	NS	36	10 U	10 U	10 U	**1.3 J**	10 U	10 U	10 U	10 U
Zinc	µg/L	5000	11000	**91.5**	**4.9 J**	**13.4**	**6.6 J**	**3.6 J**	10 U	**3.2 J**	**2.4 J**

Notes:

NS = no standard

Bold = detected compound above the MDL

N/A = Not Analyzed

Table 3-3 FWGWMP October 2007 Inorganics Analytical Results

Data Qualifiers

Data qualifier flags are used in an effort to describe the quality of each piece of data for each constituent. These flags are letter codes appended to the numerical data. The following data qualifiers are specified in the USACE Louisville Chemistry Guidelines (LCG). For a complete explanation of qualifiers used for each constituent please refer to the Data Verification Summaries in Appendix B.

U- The analyte was analyzed for but not detected. The numerical value preceding the U is the associated reporting limit.

J- The identification of the analyte is acceptable, but the quality assurance criteria indicate that the quantitative values may be outside the normal expected range of precision (i.e., the quantitative value is estimated). Examples include:
- Results detected above the laboratory MDL but less than the laboratory reporting limit.
- MS/MSD percent recoveries outside the acceptance criteria.
- Laboratory control sample (LCS) percent recoveries outside acceptance criteria.

R- Data are considered to be rejected and shall not be used. This flag denotes the failure of quality control criteria such that it cannot be determined if the analyte is present or absent from the sample [e.g., the method reporting limit (MRL) verification standard was below quality control guidelines; associated sample results that were non-detect are unusable].

UJ- This flag is a combination of the U and J qualifiers which indicate that the analyte is not present. The reported value is considered to be an estimated reporting limit (RL).

B- The B flag is used for both organic and inorganic analyses when the analyte is found in the method blank or any of the field blanks. This designation overrides the Contract Laboratory Program (CLP) “B” designation when used by the laboratory as an estimated value for inorganics.

Table 3-4 RVAAP Facility-wide Background Criteria, (SAIC, 2001b)

Media Units	Surface Soil mg/kg	Subsurface Soil mg/kg	Sediment mg/kg	Surface Water ug/L	Groundwater Bedrock Zone Filtered ug/L	Groundwater Bedrock Zone Unfiltered ug/L	Groundwater Unconsolidated Zone Filtered ug/L	Groundwater Unconsolidated Unfiltered ug/L
Analyte								
Cyanide	0	0	0	0	0	0	0	0
Aluminum	17700	19500	13900	3370	0	9410	0	0
Antimony	0.96	0.96	0	0	0	0	0	0
Arsenic	15.4	19.8	19.5	3.2	0	19.1	11.7	11.7
Barium	88.4	124	123	47.5	256	241	82.1	82.1
Beryllium	0.88	0.88	0.38	0	0	0	0	0
Cadmium	0	0	0	0	0	0	0	0
Calcium	15800	35500	5510	41400	53100	48200	115000	115000
Chromium	17.4	27.2	18.1	0	0	19.5	7.3	7.3
Cobalt	10.4	23.2	9.1	0	0	0	0	0
Copper	17.7	32.3	27.6	7.9	0	17	0	0
Iron	23100	35200	28200	2560	1430	21500	279	279
Lead	26.1	19.1	27.4	0	0	23	0	0
Magnesium	3030	8790	2760	10800	15000	13700	43300	43300
Manganese	1450	3030	1950	391	1340	1260	1020	1020
Mercury	0.036	0.044	0.059	0	0	0	0	0
Nickel	21.1	60.7	17.7	0	83.4	85.3	0	0
Potassium	927	3350	1950	3170	5770	6060	2890	2890
Selenium	104	105	107	0	0	0	0	0
Silver	0	0	0	0	0	0	0	0
Sodium	123	145	112	21300	51400	49700	45700	45700
Thallium	0	0.91	0.89	0	0	0	0	0
Vanadium	31.1	37.6	26.1	0	0	15.5	0	0
Zinc	61.8	93.3	532	42	52.3	193	60.9	60.9

3.2.3 Volatile Organic Compounds (VOCs)

VOC analytical results are summarized in Table 3-5. The following VOCs were detected above the MDL for this sampling event.

- Carbon Disulfide – LL3mw-242 (0.58 µg/L J), RQLmw-008 (3.1 µg/L), LL11mw-002 (6.9 µg/L), LL12mw-183 (0.47 µg/L J), CBPmw-007 (0.52 µg/L J). There is no MCL for carbon disulfide. The Region 9 PRG is 1,000 µg/L.

- Toluene – LL1mw-080 (0.22 µg/L J). The MCL for toluene is 1,000 µg/L. The Region 9 PRG is 720 µg/L.

3.2.4 Semivolatile Organic Compounds (SVOCs)

SVOC analytical results are summarized in Table 3-6. The following SVOCs were detected above the MDL for this sampling event. Note that 2,4-Dinitrotoluene and 2,6-Dinitrotoluene are analyzed and reported under both SW-846 Methods 8330 (explosives and propellants and 8270 (SVOCs).

- Bis(2-Ethylhexyl)phthalate – BKGmw-006 (1.8 µg/L J), BKGmw-012 (1.5 µg/L J), BKGmw-016 (4.3 µg/L J), BKGmw-018 (1.4 µg/L J), BKGmw-021 (0.89 µg/L J), LL1mw-078 (1.8 µg/L J B), LL1mw-083 (1.7 µg/L J B), LL2mw-059 (1.7 µg/L J B), LL2mw-262 (1.6 µg/L J B), LL2mw-263 (3.9 µg/L J B), LL11mw-007 (4 µg/L J B), LL12mw-182 (3 µg/L J), LL12mw-186 (2.2 µg/L J), LL3mw-238 (1.4 µg/L J B), LL3mw-242 (3.4 µg/L J, B), DETmw-4 (4.9 µg/L J), CBPmw-006 (0.91 µg/L J), CBPmw-007 (1.2 µg/L J), WBGmw-009 (5 µg/L J). There is no MCL for Bis(2-Ethylhexyl)phthalate. The Region 9 PRG is 4.8 µg/L.

- 2,4-Dinitrotoluene – LL1mw-083 (3.6 µg/L J), LL2mw-059 (0.64 µg/L J). There is no MCL for 2,4-Dinitrotoluene. The Region 9 PRG is 73 µg/L.

- 2,6-Dinitrotoluene – LL1mw-083 (1.6 µg/L J). There is no MCL for 2,6-Dinitrotoluene. The Region 9 PRG is 36 µg/L.

3.2.5 Pesticides and Polychlorinated Biphenyls (PCBs)

Pesticides and PCBs analytical results are summarized in Table 3-7. PCBs were not detected above reporting limits. The following pesticides were detected above the MDL for this sampling event.

- beta-BHC – BKGmw-012 (0.026 µg/L J), BKGmw-016 (0.0093 µg/L J), BKGmw-019 (0.0073 µg/L J), BKGmw-020 (0.013 µg/L J), LL12mw-153 (0.01 µg/L J), LL12mw-182 (0.019 µg/L J), LL12mw-186 (0.014 µg/L J), LL2mw-059 (0.021 µg/L J), LL2mw-262 (0.011 µg/L J), LL2mw-263 (0.007 µg/L J), LL4mw-

199 (0.02 µg/L J), DETmw-4 (0.017 µg/L J), RQLmw-007 (0.0098µg/L J), RQLmw-008 (0.035 µg/L J), RQLmw-009 (0.0092 µg/L J). There is no MCL for beta-BHC. The Region 9 PRG is 0.032 µg/L.

- delta-BHC – BKGmw-006 (0.025 µg/L J). There is no MCL or Region 9 PRG for delta-BHC.

- alpha-Chordane – LL3mw-242 (0.012 µg/L J), LL11mw-007 (0.015 µg/L J). There is no MCL or Region 9 PRG for alpha-Chordane.

- Methoxychlor – LL12mw-182 (0.01 µg/L J), RQLmw-008 (0.055 µg/L J).. The MCL for Methoxychlor is 40 µg/L. The Region 9 PRG is 180 µg/L.

- Toxaphene – RQLmw-008 (0.64 µg/L J). The MCL for Toxaphene is 3 µg/L. The Region 9 PRG is 0.061 µg/L.

3.2.6 Perchlorate

The perchlorate analytical results are summarized in Table 3-8. The following wells had perchlorate detected above the MDL for this sampling event.

BKGmw-004 (0.12 µg/L J), BKGmw-005 (0.013 µg/L J), BKGmw-006 (0.02 µg/L J), BKGmw-008 (0.028 µg/L J), BKGmw-016 (0.057 µg/L J), BKGmw-018 (0.023 µg/L J), BKGmw-021 (0.078 µg/L J), LL1mw-078 (0.068 µg/L J), LL1mw-080 (0.012 µg/L J), LL1mw-083 (0.025 µg/L J), LL2mw-059 (0.012 µg/L J), LL2mw-262 (0.061µg/L J), LL3mw-238 (0.15µg/L), LL3mw-242 (0.0099 µg/L J), LL11mw-002 (0.0094µg/L J), LL11mw-007 (0.2 µg/L J), LL12mw-187 (0.025 µg/L J), CBPmw-006 (0.13µg/L), WBGmw-006 (0.032 µg/L J).

None of detected concentrations exceeded the Region 9 PRG of 3.6 µg/L. There is no MCL for perchlorate. On February 18, 2005, the USEPA established a Drinking Water Equivalent Level (DWEL) for perchlorate which is set at 24.5 µg/L.

Table 3-5 FWGWMP October 2007 VOCs Analytical results

Station ID				BKGmw-004	BKGmw-005	BKGmw-006	BKGmw-008	BKGmw-010	BKGmw-012	BKGmw-013	BKGmw-015
Sample ID		MCL	Region 9 PRG	FWGBKGMW-004C-0509-GW	FWGBKGMW-005C-0510-GW	FWGBKGMW-006C-0511-GW	FWGBKGMW-008C-0512-GW	FWGBKGMW-010C-0513-GW	FWGBKGMW-012C-0514-GW	FWGBKGMW-013C-0515-GW	FWGBKGMW-015C-0516-GW
Date Collected				10/11/2007	10/11/2007	10/11/2007	10/10/2007	n/a	10/10/2007	10/10/2007	10/10-11/2007
Sample Type				Grab	Grab	Grab	Grab	Grab	Grab	Grab	Grab
Analyte	Units										
1,1,1-Trichloroethane	µg/L	NS	3200	1 U	1 U	1 U	1 U	N/A	1 U	1 U	1 U
1,1,2,2-Tetrachloroethane	µg/L	NS	0.43	1 U	1 U	1 U	1 U	N/A	1 U	1 U	1 U
1,1,2-Trichloroethane	µg/L	NS	0.2	1 U	1 U	1 U	1 U	N/A	1 U	1 U	1 U
1,1-Dichloroethane	µg/L	7	NS	1 U	1 U	1 U	1 U	N/A	1 U	1 U	1 U
1,1-Dichloroethene (total)	µg/L	NS	810	1 U	1 U	1 U	1 U	N/A	1 U	1 U	1 U
1,2-Dibromoethane	µg/L	NS	0.0053	1 U	1 U	1 U	1 U	N/A	1 U	1 U	1 U
1,2-Dichloroethane	µg/L	5	0.12	1 U	1 U	1 U	1 U	N/A	1 U	1 U	1 U
1,2-Dichloroethene (total)	µg/L	NS	NS	1 U	1 U	1 U	1 U	N/A	1 U	1 U	1 U
1,2-Dichloropropane	µg/L	5	0.16	1 U	1 U	1 U	1 U	N/A	1 U	1 U	1 U
2-Butanone	µg/L	NS	7000	10 U	10 U	10 U	10 U	N/A	10 U	10 U	10 U
2-Hexanone	µg/L	NS	NS	10 U	10 U	10 U	10 U	N/A	10 U	10 U	10 U
4-Methyl-2-pentanone	µg/L	NS	NS	10 U	10 U	10 U	10 U	N/A	10 U	10 U	10 U
Acetone	µg/L	NS	5500	10 U	10 U	10 U	10 U	N/A	10 U	10 U	10 U
Benzene	µg/L	5	0.35	1 U	1 U	1 U	1 U	N/A	1 U	1 U	1 U
Bromochloromethane	µg/L	NS	NS	1 U	1 U	1 U	1 U	N/A	1 U	1 U	1 U
Bromodichloromethane	µg/L	NS	0.13	1 U	1 U	1 U	1 U	N/A	1 U	1 U	1 U
Bromoform	µg/L	NS	8.5	1 U	1 U	1 U	1 U	N/A	1 U	1 U	1 U
Bromomethane	µg/L	NS	8.7	1 U	1 U	1 U	1 U	N/A	1 U	1 U	1 U
Carbon disulfide	µg/L	NS	1000	1 U	1 U	1 U	1 U	N/A	1 U	1 U	1 U
Carbon tetrachloride	µg/L	5	0.17	1 U	1 U	1 U	1 U	N/A	1 U	1 U	1 U
Chlorobenzene	µg/L	NS	110	1 U	1 U	1 U	1 U	N/A	1 U	1 U	1 U
Chloroethane	µg/L	NS	4.6	1 U	1 U	1 U	1 U	N/A	1 U	1 U	1 U
Chloroform	µg/L	NS	0.17	1 U	1 U	1 U	1 U	N/A	1 U	1 U	1 U
Chloromethane	µg/L	NS	160	1 U	1 U	1 U	1 U	N/A	1 U	1 U	1 U
cis-1,2-dichloroethene	µg/L	70	61	1 U	1 U	1 U	1 U	N/A	1 U	1 U	1 U
cis-1,3-Dichloropropene	µg/L	NS	0.4	1 U	1 U	1 U	1 U	N/A	1 U	1 U	1 U
Dibromochloromethane	µg/L	NS	0.13	1 U	1 U	1 U	1 U	N/A	1 U	1 U	1 U
Ethylbenzene	µg/L	700	1300	1 U	1 U	1 U	1 U	N/A	1 U	1 U	1 U
m&p-xylenes	µg/L	NS	NS	2 U	2 U	2 U	2 U	N/A	2 U	2 U	2 U
Methylene chloride	µg/L	NS	1300	2 U	2 U	2 U	2 U	N/A	2 U	2 U	2 U
o-xylene	µg/L	NS	NS	1 U	1 U	1 U	1 U	N/A	1 U	1 U	1 U
Styrene	µg/L	100	1600	1 U	1 U	1 U	1 U	N/A	1 U	1 U	1 U
Tetrachloroethene	µg/L	5	0.1	1 U	1 U	1 U	1 U	N/A	1 U	1 U	1 U
Toluene	µg/L	1000	720	1 U	1 U	1 U	1 U	N/A	1 U	1 U	1 U
Total Xylenes	µg/L	10000	10000	2 U	2 U	2 U	2 U	N/A	2 U	2 U	2 U
trans-1,2-dichloroethene	µg/L	100	120	1 U	1 U	1 U	1 U	N/A	1 U	1 U	1 U
trans-1,3-Dichloropropene	µg/L	NS	0.4	1 U	1 U	1 U	1 U	N/A	1 U	1 U	1 U
Trichloroethene	µg/L	5	0.028	1 U	1 U	1 U	1 U	N/A	1 U	1 U	1 U
Vinyl chloride	µg/L	2	0.02	1 U	1 U	1 U	1 U	N/A	1 U	1 U	1 U

Notes:

NS = no standard

Bold = detected compound above the MDL

N/A = Not Analyzed

Table 3-5 FWGWMP October 2007 VOCs Analytical results

Station ID				BKGmw-016	BKGmw-017	BKGmw-018	BKGmw-019	BKGmw-020	BKGmw-021	CBPmw-006	CBPmw-007
Sample ID		MCL	Region 9 PRG	FWGBKGMW-016C-0517-GW	FWGBKGMW-017C-0518-GW	FWGBKGMW-018C-0519-GW	FWGBKGMW-019C-0520-GW	FWGBKGMW-020C-0521-GW	FWGBKGMW-021C-0522-GW	FWGCBPMW-006C-0523-GW	FWGCBPMW-007C-0524-GW
Date Collected				10/10/2007	10/10/2007	10/11/2007	10/11/2007	10/11/2007	10/11/2007	10/9/2007	10/9/2007
Sample Type				Grab	Grab	Grab	Grab	Grab	Grab	Grab	Grab
Analyte	Units										
1,1,1-Trichloroethane	µg/L	NS	3200	1 U	1 U	1 U	1 U	1 U	1 U	1 U	1 U
1,1,2,2-Tetrachloroethane	µg/L	NS	0.43	1 U	1 U	1 U	1 U	1 U	1 U	1 U	1 U
1,1,2-Trichloroethane	µg/L	NS	0.2	1 U	1 U	1 U	1 U	1 U	1 U	1 U	1 U
1,1-Dichloroethane	µg/L	7	NS	1 U	1 U	1 U	1 U	1 U	1 U	1 U	1 U
1,1-Dichloroethene (total)	µg/L	NS	810	1 U	1 U	1 U	1 U	1 U	1 U	1 U	1 U
1,2-Dibromoethane	µg/L	NS	0.0053	1 U	1 U	1 U	1 U	1 U	1 U	1 U	1 U
1,2-Dichloroethane	µg/L	5	0.12	1 U	1 U	1 U	1 U	1 U	1 U	1 U	1 U
1,2-Dichloroethene (total)	µg/L	NS	NS	1 U	1 U	1 U	1 U	1 U	1 U	1 U	1 U
1,2-Dichloropropane	µg/L	5	0.16	1 U	1 U	1 U	1 U	1 U	1 U	1 U	1 U
2-Butanone	µg/L	NS	7000	10 U	10 U	10 U	10 U	10 U	10 U	10 U	10 U
2-Hexanone	µg/L	NS	NS	10 U	10 U	10 U	10 U	10 U	10 U	10 U	10 U
4-Methyl-2-pentanone	µg/L	NS	NS	10 U	10 U	10 U	10 U	10 U	10 U	10 U	10 U
Acetone	µg/L	NS	5500	10 U	10 U	10 U	10 U	10 U	10 U	10 U	10 U
Benzene	µg/L	5	0.35	1 U	1 U	1 U	1 U	1 U	1 U	1 U	1 U
Bromochloromethane	µg/L	NS	NS	1 U	1 U	1 U	1 U	1 U	1 U	1 U	1 U
Bromodichloromethane	µg/L	NS	0.13	1 U	1 U	1 U	1 U	1 U	1 U	1 U	1 U
Bromoform	µg/L	NS	8.5	1 U	1 U	1 U	1 U	1 U	1 U	1 U	1 U
Bromomethane	µg/L	NS	8.7	1 U	1 U	1 U	1 U	1 U	1 U	1 U	1 U
Carbon disulfide	µg/L	NS	1000	1 U	1 U	1 U	1 U	1 U	1 U	1 U	**0.52 J**
Carbon tetrachloride	µg/L	5	0.17	1 U	1 U	1 U	1 U	1 U	1 U	1 U	1 U
Chlorobenzene	µg/L	NS	110	1 U	1 U	1 U	1 U	1 U	1 U	1 U	1 U
Chloroethane	µg/L	NS	4.6	1 U	1 U	1 U	1 U	1 U	1 U	1 U	1 U
Chloroform	µg/L	NS	0.17	1 U	1 U	1 U	1 U	1 U	1 U	1 U	1 U
Chloromethane	µg/L	NS	160	1 U	1 U	1 U	1 U	1 U	1 U	1 U	1 U
cis-1,2-dichloroethene	µg/L	70	61	1 U	1 U	1 U	1 U	1 U	1 U	1 U	1 U
cis-1,3-Dichloropropene	µg/L	NS	0.4	1 U	1 U	1 U	1 U	1 U	1 U	1 U	1 U
Dibromochloromethane	µg/L	NS	0.13	1 U	1 U	1 U	1 U	1 U	1 U	1 U	1 U
Ethylbenzene	µg/L	700	1300	1 U	1 U	1 U	1 U	1 U	1 U	1 U	1 U
m&p-xylenes	µg/L	NS	NS	2 U	2 U	2 U	2 U	2 U	2 U	2 U	2 U
Methylene chloride	µg/L	NS	1300	2 U	2 U	2 U	2 U	2 U	2 U	2 U	2 U
o-xylene	µg/L	NS	NS	1 U	1 U	1 U	1 U	1 U	1 U	1 U	1 U
Styrene	µg/L	100	1600	1 U	1 U	1 U	1 U	1 U	1 U	1 U	1 U
Tetrachloroethene	µg/L	5	0.1	1 U	1 U	1 U	1 U	1 U	1 U	1 U	1 U
Toluene	µg/L	1000	720	1 U	1 U	1 U	1 U	1 U	1 U	1 U	1 U
Total Xylenes	µg/L	10000	10000	2 U	2 U	2 U	2 U	2 U	2 U	2 U	2 U
trans-1,2-dichloroethene	µg/L	100	120	1 U	1 U	1 U	1 U	1 U	1 U	1 U	1 U
trans-1,3-Dichloropropene	µg/L	NS	0.4	1 U	1 U	1 U	1 U	1 U	1 U	1 U	1 U
Trichloroethene	µg/L	5	0.028	1 U	1 U	1 U	1 U	1 U	1 U	1 U	1 U
Vinyl chloride	µg/L	2	0.02	1 U	1 U	1 U	1 U	1 U	1 U	1 U	1 U

Notes:

NS = no standard

Bold = detected compound above the MDL

N/A = Not Analyzed

Table 3-5 FWGWMP October 2007 VOCs Analytical results

Station ID				DA2mw-107	DETmw-3	DETmw-4	LL11mw-002	LL11mw-007	LL12mw-153	LL12mw-182	LL12mw-183
Sample ID		MCL	Region 9 PRG	DET1bR-0525-GW	DET3bR-0526-GW	DET4bR-0527-GW	FWGLL11MW-002C-0528-GW	FWGLL11MW-007C-0529-GW	FWGLL12MW-153C-0530-GW	FWGLL12MW-182C-0531-GW	FWGLL12MW-183C-0532-GW
Date Collected				10/10/2007	10/10/2007	10/10/2007	10/8/2007	10/7-8/2007	10/9/2007	10/9/2007	10/9/2007
Sample Type				Grab	Grab	Grab	Grab	Grab	Grab	Grab	Grab
Analyte	Units										
1,1,1-Trichloroethane	µg/L	NS	3200	1 U	1 U	1 U	1 U	1 U	1 U	1 U	1 U
1,1,2,2-Tetrachloroethane	µg/L	NS	0.43	1 U	1 U	1 U	1 U	1 U	1 U	1 U	1 U
1,1,2-Trichloroethane	µg/L	NS	0.2	1 U	1 U	1 U	1 U	1 U	1 U	1 U	1 U
1,1-Dichloroethane	µg/L	7	NS	1 U	1 U	1 U	1 U	1 U	1 U	1 U	1 U
1,1-Dichloroethene (total)	µg/L	NS	810	1 U	1 U	1 U	1 U	1 U	1 U	1 U	1 U
1,2-Dibromoethane	µg/L	NS	0.0053	1 U	1 U	1 U	1 U	1 U	1 U	1 U	1 U
1,2-Dichloroethane	µg/L	5	0.12	1 U	1 U	1 U	1 U	1 U	1 U	1 U	1 U
1,2-Dichloroethene (total)	µg/L	NS	NS	1 U	1 U	1 U	1 U	1 U	1 U	1 U	1 U
1,2-Dichloropropane	µg/L	5	0.16	1 U	1 U	1 U	1 U	1 U	1 U	1 U	1 U
2-Butanone	µg/L	NS	7000	10 U	10 U	10 U	10 U	10 U	10 U	10 U	10 U
2-Hexanone	µg/L	NS	NS	10 U	10 U	10 U	10 U	10 U	10 U	10 U	10 U
4-Methyl-2-pentanone	µg/L	NS	NS	10 U	10 U	10 U	10 U	10 U	10 U	10 U	10 U
Acetone	µg/L	NS	5500	10 U	10 U	10 U	10 U	10 U	10 U	10 U	10 U
Benzene	µg/L	5	0.35	1 U	1 U	1 U	1 U	1 U	1 U	1 U	1 U
Bromochloromethane	µg/L	NS	NS	1 U	1 U	1 U	1 U	1 U	1 U	1 U	1 U
Bromodichloromethane	µg/L	NS	0.13	1 U	1 U	1 U	1 U	1 U	1 U	1 U	1 U
Bromoform	µg/L	NS	8.5	1 U	1 U	1 U	1 U	1 U	1 U	1 U	1 U
Bromomethane	µg/L	NS	8.7	1 U	1 U	1 U	1 U	1 U	1 U	1 U	1 U
Carbon disulfide	µg/L	NS	1000	1 U	1 U	1 U	**6.9**	1 U	1 U	1 U	**0.47 J**
Carbon tetrachloride	µg/L	5	0.17	1 U	1 U	1 U	1 U	1 U	1 U	1 U	1 U
Chlorobenzene	µg/L	NS	110	1 U	1 U	1 U	1 U	1 U	1 U	1 U	1 U
Chloroethane	µg/L	NS	4.6	1 U	1 U	1 U	1 U	1 U	1 U	1 U	1 U
Chloroform	µg/L	NS	0.17	1 U	1 U	1 U	1 U	1 U	1 U	1 U	1 U
Chloromethane	µg/L	NS	160	1 U	1 U	1 U	1 U	1 U	1 U	1 U	1 U
cis-1,2-dichloroethene	µg/L	70	61	1 U	1 U	1 U	1 U	1 U	1 U	1 U	1 U
cis-1,3-Dichloropropene	µg/L	NS	0.4	1 U	1 U	1 U	1 U	1 U	1 U	1 U	1 U
Dibromochloromethane	µg/L	NS	0.13	1 U	1 U	1 U	1 U	1 U	1 U	1 U	1 U
Ethylbenzene	µg/L	700	1300	1 U	1 U	1 U	1 U	1 U	1 U	1 U	1 U
m&p-xylenes	µg/L	NS	NS	2 U	2 U	2 U	2 U	2 U	2 U	2 U	2 U
Methylene chloride	µg/L	NS	1300	2 U	2 U	2 U	2 U	2 U	2 U	2 U	2 U
o-xylene	µg/L	NS	NS	1 U	1 U	1 U	1 U	1 U	1 U	1 U	1 U
Styrene	µg/L	100	1600	1 U	1 U	1 U	1 U	1 U	1 U	1 U	1 U
Tetrachloroethene	µg/L	5	0.1	1 U	1 U	1 U	1 U	1 U	1 U	1 U	1 U
Toluene	µg/L	1000	720	1 U	1 U	1 U	1 U	1 U	1 U	1 U	1 U
Total Xylenes	µg/L	10000	10000	2 U	2 U	2 U	2 U	2 U	2 U	2 U	2 U
trans-1,2-dichloroethene	µg/L	100	120	1 U	1 U	1 U	1 U	1 U	1 U	1 U	1 U
trans-1,3-Dichloropropene	µg/L	NS	0.4	1 U	1 U	1 U	1 U	1 U	1 U	1 U	1 U
Trichloroethene	µg/L	5	0.028	1 U	1 U	1 U	1 U	1 U	1 U	1 U	1 U
Vinyl chloride	µg/L	2	0.02	1 U	1 U	1 U	1 U	1 U	1 U	1 U	1 U

Notes:

NS = no standard

Bold = detected compound above the MDL

N/A = Not Analyzed

Table 3-5 FWGWMP October 2007 VOCs Analytical results

Station ID				LL12mw-186	LL1mw-078	LL1mw-080	LL1mw-083	LL2mw-059	LL2mw-262	LL2mw-263	LL3mw-238
Sample ID		MCL	Region 9 PRG	FWGLL12MW-186C-0533-GW	FWGLL1mw-078C-05354-GW	FWGLL1mw-080C-0436-GW	FWGLL1mw-083C-0537-GW	FWGLL2mw-059C-0538-GW	FWGLL2mw-262C-0539-GW	FWGLL2mw-263C-0540-GW	FWGLL3mw-238C-0541-GW
Date Collected				10/10/2007	10/8/2007	10/8/2007	10/8/2007	10/8/2007	10/8/2007	10/8/2007	10/8/2007
Sample Type				Grab	Grab	Grab	Grab	Grab	Grab	Grab	Grab
Analyte	Units										
1,1,1-Trichloroethane	µg/L	NS	3200	1 U	1 U	1 U	1 U	1 U	1 U	1 U	1 U
1,1,2,2-Tetrachloroethane	µg/L	NS	0.43	1 U	1 U	1 U	1 U	1 U	1 U	1 U	1 U
1,1,2-Trichloroethane	µg/L	NS	0.2	1 U	1 U	1 U	1 U	1 U	1 U	1 U	1 U
1,1-Dichloroethane	µg/L	7	NS	1 U	1 U	1 U	1 U	1 U	1 U	1 U	1 U
1,1-Dichloroethene (total)	µg/L	NS	810	1 U	1 U	1 U	1 U	1 U	1 U	1 U	1 U
1,2-Dibromoethane	µg/L	NS	0.0053	1 U	1 U	1 U	1 U	1 U	1 U	1 U	1 U
1,2-Dichloroethane	µg/L	5	0.12	1 U	1 U	1 U	1 U	1 U	1 U	1 U	1 U
1,2-Dichloroethene (total)	µg/L	NS	NS	1 U	1 U	1 U	1 U	1 U	1 U	1 U	1 U
1,2-Dichloropropane	µg/L	5	0.16	1 U	1 U	1 U	1 U	1 U	1 U	1 U	1 U
2-Butanone	µg/L	NS	7000	10 U	10 U	10 U	10 U	10 U	10 U	10 U	10 U
2-Hexanone	µg/L	NS	NS	10 U	10 U	10 U	10 U	10 U	10 U	10 U	10 U
4-Methyl-2-pentanone	µg/L	NS	NS	10 U	10 U	10 U	10 U	10 U	10 U	10 U	10 U
Acetone	µg/L	NS	5500	10 U	10 U	10 U	10 U	10 U	10 U	10 U	10 U
Benzene	µg/L	5	0.35	1 U	1 U	1 U	1 U	1 U	1 U	1 U	1 U
Bromochloromethane	µg/L	NS	NS	1 U	1 U	1 U	1 U	1 U	1 U	1 U	1 U
Bromodichloromethane	µg/L	NS	0.13	1 U	1 U	1 U	1 U	1 U	1 U	1 U	1 U
Bromoform	µg/L	NS	8.5	1 U	1 U	1 U	1 U	1 U	1 U	1 U	1 U
Bromomethane	µg/L	NS	8.7	1 U	1 U	1 U	1 U	1 U	1 U	1 U	1 U
Carbon disulfide	µg/L	NS	1000	1 U	1 U	1 U	1 U	1 U	1 U	1 U	1 U
Carbon tetrachloride	µg/L	5	0.17	1 U	1 U	1 U	1 U	1 U	1 U	1 U	1 U
Chlorobenzene	µg/L	NS	110	1 U	1 U	1 U	1 U	1 U	1 U	1 U	1 U
Chloroethane	µg/L	NS	4.6	1 U	1 U	1 U	1 U	1 U	1 U	1 U	1 U
Chloroform	µg/L	NS	0.17	1 U	1 U	1 U	1 U	1 U	1 U	1 U	1 U
Chloromethane	µg/L	NS	160	1 U	1 U	1 U	1 U	1 U	1 U	1 U	1 U
cis-1,2-dichloroethene	µg/L	70	61	1 U	1 U	1 U	1 U	1 U	1 U	1 U	1 U
cis-1,3-Dichloropropene	µg/L	NS	0.4	1 U	1 U	1 U	1 U	1 U	1 U	1 U	1 U
Dibromochloromethane	µg/L	NS	0.13	1 U	1 U	1 U	1 U	1 U	1 U	1 U	1 U
Ethylbenzene	µg/L	700	1300	1 U	1 U	1 U	1 U	1 U	1 U	1 U	1 U
m&p-xylenes	µg/L	NS	NS	2 U	2 U	2 U	2 U	2 U	2 U	2 U	2 U
Methylene chloride	µg/L	NS	1300	2 U	2 U	2 U	2 U	2 U	2 U	2 U	2 U
o-xylene	µg/L	NS	NS	1 U	1 U	1 U	1 U	1 U	1 U	1 U	1 U
Styrene	µg/L	100	1600	1 U	1 U	1 U	1 U	1 U	1 U	1 U	1 U
Tetrachloroethene	µg/L	5	0.1	1 U	1 U	1 U	1 U	1 U	1 U	1 U	1 U
Toluene	µg/L	1000	720	1 U	1 U	**0.22 J**	1 U	1 U	1 U	1 U	1 U
Total Xylenes	µg/L	10000	10000	2 U	2 U	2 U	2 U	2 U	2 U	2 U	2 U
trans-1,2-dichloroethene	µg/L	100	120	1 U	1 U	1 U	1 U	1 U	1 U	1 U	1 U
trans-1,3-Dichloropropene	µg/L	NS	0.4	1 U	1 U	1 U	1 U	1 U	1 U	1 U	1 U
Trichloroethene	µg/L	5	0.028	1 U	1 U	1 U	1 U	1 U	1 U	1 U	1 U
Vinyl chloride	µg/L	2	0.02	1 U	1 U	1 U	1 U	1 U	1 U	1 U	1 U

Notes:

NS = no standard

Bold = detected compound above the MDL

N/A = Not Analyzed

Table 3-5 FWGWMP October 2007 VOCs Analytical results

Station ID				LL3mw-242	LL4mw-198	LL4mw-199	RQLmw-007	RQLmw-008	RQLmw-009	WBGmw-006	WBGmw-007	WBGmw-009
Sample ID		MCL	Region 9 PRG	FWGLL3MW-242C-0542-GW	FWGLL4MW-198C-0543-GW	FWGLL4MW-199C-0544-GW	FWGRQLMW-007C-0545-GW	FWGRQLMW-008C-0546-GW	FWGRQLMW-009C-0547-GW	FWGWBGMW-006C-0548-GW	FWGWBGMW-007C-0549-GW	FWGWBGMW-009C-0550-GW
Date Collected				10/8/2007	10/9/2007	10/9/2007	10/9/2007	10/9/2007	10/9/2007	10/10/2007	10/10/2007	10/10/2007
Sample Type				Grab	Grab	Grab	Grab	Grab	Grab	Grab	Grab	Grab
Analyte	Units											
1,1,1-Trichloroethane	µg/L	NS	3200	1 U	1 U	1 U	1 U	1 U	1 U	1 U	1 U	1 U
1,1,2,2-Tetrachloroethane	µg/L	NS	0.43	1 U	1 U	1 U	1 U	1 U	1 U	1 U	1 U	1 U
1,1,2-Trichloroethane	µg/L	NS	0.2	1 U	1 U	1 U	1 U	1 U	1 U	1 U	1 U	1 U
1,1-Dichloroethane	µg/L	7	NS	1 U	1 U	1 U	1 U	1 U	1 U	1 U	1 U	1 U
1,1-Dichloroethene (total)	µg/L	NS	810	1 U	1 U	1 U	1 U	1 U	1 U	1 U	1 U	1 U
1,2-Dibromoethane	µg/L	NS	0.0053	1 U	1 U	1 U	1 U	1 U	1 U	1 U	1 U	1 U
1,2-Dichloroethane	µg/L	5	0.12	1 U	1 U	1 U	1 U	1 U	1 U	1 U	1 U	1 U
1,2-Dichloroethene (total)	µg/L	NS	NS	1 U	1 U	1 U	1 U	1 U	1 U	1 U	1 U	1 U
1,2-Dichloropropane	µg/L	5	0.16	1 U	1 U	1 U	1 U	1 U	1 U	1 U	1 U	1 U
2-Butanone	µg/L	NS	7000	10 U	10 U	10 U	10 U	10 U	10 U	10 U	10 U	10 U
2-Hexanone	µg/L	NS	NS	10 U	10 U	10 U	10 U	10 U	10 U	10 U	10 U	10 U
4-Methyl-2-pentanone	µg/L	NS	NS	10 U	10 U	10 U	10 U	10 U	10 U	10 U	10 U	10 U
Acetone	µg/L	NS	5500	10 U	10 U	10 U	10 U	10 UJ	10 U	10 U	10 U	10 U
Benzene	µg/L	5	0.35	1 U	1 U	1 U	1 U	1 U	1 U	1 U	1 U	1 U
Bromochloromethane	µg/L	NS	NS	1 U	1 U	1 U	1 U	1 U	1 U	1 U	1 U	1 U
Bromodichloromethane	µg/L	NS	0.13	1 U	1 U	1 U	1 U	1 U	1 U	1 U	1 U	1 U
Bromoform	µg/L	NS	8.5	1 U	1 U	1 U	1 U	1 U	1 U	1 U	1 U	1 U
Bromomethane	µg/L	NS	8.7	1 U	1 U	1 U	1 U	1 U	1 U	1 U	1 U	1 U
Carbon disulfide	µg/L	NS	1000	**0.58 J**	1 U	1 U	1 U	**3.1**	1 U	1 U	1 U	1 U
Carbon tetrachloride	µg/L	5	0.17	1 U	1 U	1 U	1 U	1 U	1 U	1 U	1 U	1 U
Chlorobenzene	µg/L	NS	110	1 U	1 U	1 U	1 U	1 U	1 U	1 U	1 U	1 U
Chloroethane	µg/L	NS	4.6	1 U	1 U	1 U	1 U	1 U	1 U	1 U	1 U	1 U
Chloroform	µg/L	NS	0.17	1 U	1 U	1 U	1 U	1 U	1 U	1 U	1 U	1 U
Chloromethane	µg/L	NS	160	1 U	1 U	1 U	1 U	1 U	1 U	1 U	1 U	1 U
cis-1,2-dichloroethene	µg/L	70	61	1 U	1 U	1 U	1 U	1 U	1 U	1 U	1 U	1 U
cis-1,3-Dichloropropene	µg/L	NS	0.4	1 U	1 U	1 U	1 U	1 U	1 U	1 U	1 U	1 U
Dibromochloromethane	µg/L	NS	0.13	1 U	1 U	1 U	1 U	1 U	1 U	1 U	1 U	1 U
Ethylbenzene	µg/L	700	1300	1 U	1 U	1 U	1 U	1 U	1 U	1 U	1 U	1 U
m&p-xylenes	µg/L	NS	NS	2 U	2 U	2 U	2 U	2 U	2 U	2 U	2 U	2 U
Methylene chloride	µg/L	NS	1300	2 U	2 U	2 U	2 U	2 U	2 U	2 U	2 U	2 U
o-xylene	µg/L	NS	NS	1 U	1 U	1 U	1 U	1 U	1 U	1 U	1 U	1 U
Styrene	µg/L	100	1600	1 U	1 U	1 U	1 U	1 U	1 U	1 U	1 U	1 U
Tetrachloroethene	µg/L	5	0.1	1 U	1 U	1 U	1 U	1 U	1 U	1 U	1 U	1 U
Toluene	µg/L	1000	720	1 U	1 U	1 U	1 U	1 U	1 U	1 U	1 U	1 U
Total Xylenes	µg/L	10000	10000	2 U	2 U	2 U	2 U	2 U	2 U	2 U	2 U	2 U
trans-1,2-dichloroethene	µg/L	100	120	1 U	1 U	1 U	1 U	1 U	1 U	1 U	1 U	1 U
trans-1,3-Dichloropropene	µg/L	NS	0.4	1 U	1 U	1 U	1 U	1 U	1 U	1 U	1 U	1 U
Trichloroethene	µg/L	5	0.028	1 U	1 U	1 U	1 U	1 U	1 U	1 U	1 U	1 U
Vinyl chloride	µg/L	2	0.02	1 U	1 U	1 U	1 U	1 U	1 U	1 U	1 U	1 U

Notes:

NS = no standard

Bold = detected compound above the MDL

N/A = Not Analyzed

Table 3-5 FWGWMP October 2007 VOCs Analytical Results

Data Qualifiers

Data qualifier flags are used in an effort to describe the quality of each piece of data for each constituent. These flags are letter codes appended to the numerical data. The following data qualifiers are specified in the USACE Louisville Chemistry Guidelines (LCG). For a complete explanation of qualifiers used for each constituent please refer to the Data Verification Summaries in Appendix B.

U- The analyte was analyzed for but not detected. The numerical value preceding the U is the associated reporting limit.

J- The identification of the analyte is acceptable, but the quality assurance criteria indicate that the quantitative values may be outside the normal expected range of precision (i.e., the quantitative value is estimated). Examples include:
- Results detected above the laboratory MDL but less than the laboratory reporting limit.
- MS/MSD percent recoveries outside the acceptance criteria.
- Laboratory control sample (LCS) percent recoveries outside acceptance criteria.

R- Data are considered to be rejected and shall not be used. This flag denotes the failure of quality control criteria such that it cannot be determined if the analyte is present or absent from the sample [e.g., the method reporting limit (MRL) verification standard was below quality control guidelines; associated sample results that were non-detect are unusable].

UJ- This flag is a combination of the U and J qualifiers which indicate that the analyte is not present. The reported value is considered to be an estimated reporting limit (RL).

B- The B flag is used for both organic and inorganic analyses when the analyte is found in the method blank or any of the field blanks. This designation overrides the Contract Laboratory Program (CLP) “B” designation when used by the laboratory as an estimated value for inorganics.

Table 3-6 FWGWMP October 2007 SVOCs Analytical Results

Station ID				BKGmw-004	BKGmw-005	BKGmw-006	BKGmw-008	BKGmw-010	BKGmw-012	BKGmw-013	BKGmw-015	BKGmw-016
Sample ID		MCL	Region 9 PRG	FWGBKGMW-004C-0509-GW	FWGBKGMW-005C-0510-GW	FWGBKGMW-006C-0511-GW	FWGBKGMW-008C-0512-GW	FWGBKGMW-010C-0513-GW	FWGBKGMW-012C-0514-GW	FWGBKGMW-013C-0515-GW	FWGBKGMW-015C-0516-GW	FWGBKGMW-016C-0517-GW
Date Collected				10/11/2007	10/11/2007	10/11/2007	10/10/2007	N/A	10/10/2007	10/10/2007	10/10-11/2007	10/10/2007
Sample Type				Grab	Grab	Grab	Grab	Grab	Grab	Grab	Grab	Grab
Analyte	Units											
1,2,4-Trichlorobenzene	µg/L	NS	7.2	1.2 U	1 U	1 U	1 U	N/A	1 U	1 UJ	1 U	1 U
1,2-Dichlorobenzene	µg/L	NS	370	1.2 U	1 U	1 U	1 U	N/A	1 U	1 UJ	1 U	1 U
1,3-Dichlorobenzene	µg/L	NS	180	1.2 U	1 U	1 U	1 U	N/A	1 U	1 UJ	1 U	1 U
1,4-Dichlorobenzene	µg/L	NS	0.5	1.2 U	1 U	1 U	1 U	N/A	1 U	1 UJ	1 U	1 U
2,2-oxybis (1-chloropropane)	µg/L	NS	NS	1.2 U	1 U	1 U	1 U	N/A	1 U	1 UJ	1 U	1 U
2,4,5-Trichlorophenol	µg/L	NS	3600	6.1 UJ	5 U	5 U	5 U	N/A	5 U	5 UJ	5 U	5 U
2,4,6-Trichlorophenol	µg/L	NS	3.6	6.1 UJ	5 U	5 U	5 U	N/A	5 U	5 UJ	5 U	5 U
2,4-Dichlorophenol	µg/L	NS	110	2.4 UJ	2 U	2 U	2 U	N/A	2 U	2 UJ	2 U	2 U
2,4-Dimethylphenol	µg/L	NS	730	2.4 UJ	2 U	2 U	2 U	N/A	2 U	2 UJ	2 U	2 U
2,4-Dinitrophenol	µg/L	NS	73	6.1 UJ	5 UJ	5 UJ	5 UJ	N/A	5 UJ	5 UJ	5 UJ	5 UJ
2,4-Dinitrotoluene	µg/L	NS	73	6.1 U	5 U	5 U	5 U	N/A	5 U	5 UJ	5 U	5 U
2,6-Dinitrotoluene	µg/L	NS	36	6.1 U	5 U	5 U	5 U	N/A	5 U	5 UJ	5 U	5 U
2-Chloronaphthalene	µg/L	NS	490	1.2 U	1 U	1 U	1 U	N/A	1 U	1 UJ	1 U	1 U
2-Chlorophenol	µg/L	NS	30	1.2 UJ	1 U	1 U	1 U	N/A	1 U	1 UJ	1 U	1 U
2-Methylnaphthalene	µg/L	NS	NS	0.24 U	0.2 U	0.2 U	0.2 U	N/A	0.2 U	0.2 UJ	0.2 U	0.2 U
2-Methylphenol	µg/L	NS	1800	1.2 UJ	1 U	1 U	1 U	N/A	1 U	1 UJ	1 U	1 U
2-Nitroaniline	µg/L	NS	110	2.4 U	2 U	2 U	2 U	N/A	2 U	2 UJ	2 U	2 U
2-Nitrophenol	µg/L	NS	NS	2.4 UJ	2 U	2 U	2 U	N/A	2 U	2 UJ	2 U	2 U
3,3'-Dichlorobenzidine	µg/L	NS	0.15	6.1 U	5 U	5 U	5 U	N/A	5 U	5 UJ	5 U	5 U
3-Nitroaniline	µg/L	NS	3.2	2.4 U	2 U	2 U	2 U	N/A	2 U	2 UJ	2 U	2 U
4,6-Dinitro-2-methylphenol	µg/L	NS	NS	6.1 UJ	5 U	5 U	5 U	N/A	5 U	5 UJ	5 U	5 U
4-Bromophenyl phenyl ether	µg/L	NS	NS	2.4 U	2 U	2 U	2 U	N/A	2 U	2 UJ	2 U	2 U
4-Chloro-3-methylphenol	µg/L	NS	NS	2.4 UJ	2 U	2 U	2 U	N/A	2 U	2 UJ	2 U	2 U
4-Chloroaniline	µg/L	NS	150	2.4 U	2 U	2 U	2 U	N/A	2 U	2 UJ	2 U	2 U
4-Chlorophenyl phenyl ether	µg/L	NS	NS	2.4 U	2 U	2 U	2 U	N/A	2 U	2 UJ	2 U	2 U
4-Methylphenol	µg/L	NS	NS	1.2 UJ	1 U	1 U	1 U	N/A	1 U	1 UJ	1 U	1 U
4-Nitroanaline	µg/L	NS	3.2	2.4 U	2 U	2 U	2 U	N/A	2 U	2 UJ	2 U	2 U
4-Nitrophenol	µg/L	NS	NS	6.1 UJ	5 U	5 U	5 U	N/A	5 U	5 UJ	5 U	5 U
Acenaphthene	µg/L	NS	NS	0.24 U	0.2 U	0.2 U	0.2 U	N/A	0.2 U	0.2 UJ	0.2 U	0.2 U
Acenaphthylene	µg/L	NS	NS	0.24 U	0.2 U	0.2 U	0.2 U	N/A	0.2 U	0.2 UJ	0.2 U	0.2 U
Anthracene	µg/L	NS	1800	0.24 U	0.2 U	0.2 U	0.2 U	N/A	0.2 U	0.2 UJ	0.2 U	0.2 U
Benzo(a)anthracene	µg/L	NS	0.092	0.24 U	0.2 U	0.2 U	0.2 U	N/A	0.2 U	0.2 UJ	0.2 U	0.2 U
Benzo(a)pyrene	µg/L	0.2	0.0092	0.24 U	0.2 U	0.2 U	0.2 U	N/A	0.2 U	0.2 UJ	0.2 U	0.2 U
Benzo(b)fluoranthene	µg/L	NS	0.092	0.24 U	0.2 U	0.2 U	0.2 U	N/A	0.2 U	0.2 UJ	0.2 U	0.2 U
Benzo(g,h,i)perylene	µg/L	NS	NS	0.24 U	0.2 U	0.2 U	0.2 U	N/A	0.2 U	0.2 UJ	0.2 U	0.2 U
Benzo(k)fluoranthene	µg/L	NS	0.92	0.24 U	0.2 U	0.2 U	0.2 U	N/A	0.2 U	0.2 UJ	0.2 U	0.2 U

Table 3-6 FWGWMP October 2007 SVOCs Analytical Results

Station ID				BKGmw-004	BKGmw-005	BKGmw-006	BKGmw-008	BKGmw-010	BKGmw-012	BKGmw-013	BKGmw-015	BKGmw-016
Sample ID		MCL	Region 9 PRG	FWGBKGMW-004C-0509-GW	FWGBKGMW-005C-0510-GW	FWGBKGMW-006C-0511-GW	FWGBKGMW-008C-0512-GW	FWGBKGMW-010C-0513-GW	FWGBKGMW-012C-0514-GW	FWGBKGMW-013C-0515-GW	FWGBKGMW-015C-0516-GW	FWGBKGMW-016C-0517-GW
Date Collected				10/11/2007	10/11/2007	10/11/2007	10/10/2007	N/A	10/10/2007	10/10/2007	10/10-11/2007	10/10/2007
Sample Type				Grab	Grab	Grab	Grab	Grab	Grab	Grab	Grab	Grab
Analyte	Units											
Benzoic acid	µg/L	NS	150000	12 R	10 R	10 R	10 R	N/A	10 R	10 R	10 R	10 R
Benzyl alcohol	µg/L	NS	NS	6.1 UJ	5 U	5 U	5 U	N/A	5 U	5 UJ	5 U	5 U
bis(2-Chloroethoxy)methane	µg/L	NS	NS	1.2 U	1 U	1 U	1 U	N/A	1 U	1 UJ	1 U	1 U
bis(2-Chloroethyl) ether	µg/L	NS	0.001	1.2 U	1 U	1 U	1 U	N/A	1 U	1 UJ	1 U	1 U
bis(2-Ethylhexyl) phthalate	µg/L	NS	4.8	12 U	10 U	**1.8 J**	10 U	N/A	**1.5 J**	10 UJ	10 U	**4.3 J**
Butyl benzyl phthalate	µg/L	NS	7300	1.2 U	1 U	1 U	1 U	N/A	1 U	1 UJ	1 U	1 U
Carbazole	µg/L	NS	3.4	1.2 U	1 U	1 U	1 U	N/A	1 U	1 UJ	1 U	1 U
Chrysene	µg/L	NS	9.2	0.24 U	0.2 U	0.2 U	0.2 U	N/A	0.2 U	0.2 UJ	0.2 U	0.2 U
Dibenzo(a,h)anthracene	µg/L	NS	0.0093	0.24 U	0.2 U	0.2 U	0.2 U	N/A	0.2 U	0.2 UJ	0.2 U	0.2 U
Dibenzofuran	µg/L	NS	12	1.2 U	1 U	1 U	1 U	N/A	1 U	1 UJ	1 U	1 U
Diethyl phthalate	µg/L	NS	NS	1.2 U	1 U	1 U	1 U	N/A	1 U	1 UJ	1 U	1 U
Dimethyl phthalate	µg/L	NS	360000	1.2 U	1 U	1 U	1 U	N/A	1 U	1 UJ	1 U	1 U
Di-n-butyl phthalate	µg/L	NS	NS	1.2 U	1 U	1 U	1 U	N/A	1 U	1 UJ	1 U	1 U
Di-n-octyl phthalate	µg/L	NS	1500	1.2 U	1 U	1 U	1 U	N/A	1 U	1 UJ	1 U	1 U
Fluoranthene	µg/L	NS	NS	0.24 U	0.2 U	0.2 U	0.2 U	N/A	0.2 U	0.2 UJ	0.2 U	0.2 U
Fluorene	µg/L	NS	NS	0.24 U	0.2 U	0.2 U	0.2 U	N/A	0.2 U	0.2 UJ	0.2 U	0.2 U
Hexachlorobenzene	µg/L	1	0.042	0.24 U	0.2 U	0.2 U	0.2 U	N/A	0.2 U	0.2 UJ	0.2 U	0.2 U
Hexachlorobutadiene	µg/L	NS	0.86	1.2 U	1 U	1 U	1 U	N/A	1 U	1 UJ	1 U	1 U
Hexachlorocyclopentadiene	µg/L	50	220	12 R	10 R	10 R	10 R	N/A	10 R	10 R	10 R	10 R
Hexachloroethane	µg/L	NS	4.8	1.2 U	1 U	1 U	1 U	N/A	1 U	1 UJ	1 U	1 U
Indeno(1,2,3-cd)pyrene	µg/L	NS	0.092	0.24 U	0.2 U	0.2 U	0.2 U	N/A	0.2 U	0.2 UJ	0.2 U	0.2 U
Isophorone	µg/L	NS	71	1.2 U	1 U	1 U	1 U	N/A	1 U	1 UJ	1 U	1 U
Naphthalene	µg/L	NS	6.2	0.24 U	0.2 U	0.2 U	0.2 U	N/A	0.2 U	0.2 UJ	0.2 U	0.2 U
Nitrobenzene	µg/L	NS	3.4	1.2 U	1 U	1 U	1 U	N/A	1 U	1 UJ	1 U	1 U
N-Nitroso-di-n-propylamine	µg/L	NS	9600	1.2 U	1 U	1 U	1 U	N/A	1 U	1 UJ	1 U	1 U
N-Nitrosodiphenylamine	µg/L	NS	14	1.2 U	1 U	1 U	1 U	N/A	1 U	1 UJ	1 U	1 U
Pentachlorophenol	µg/L	1	0.56	6.1 UJ	5 U	5 U	5 U	N/A	5 U	5 UJ	5 U	5 U
Phenanthrene	µg/L	NS	NS	0.24 U	0.2 U	0.2 U	0.2 U	N/A	0.2 U	0.2 UJ	0.2 U	0.2 U
Phenol	µg/L	NS	11000	1.2 UJ	1 U	1 U	1 U	N/A	1 U	1 UJ	1 U	1 U
Pyrene	µg/L	NS	NS	0.24 U	0.2 U	0.2 U	0.2 U	N/A	0.2 U	0.2 UJ	0.2 U	0.2 U

Notes:

NS = no standard

Bold = detected compound above the MDL

N/A = Not Analyzed

Table 3-6 FWGWMP October 2007 SVOCs Analytical Results

Station ID				BKGmw-017	BKGmw-018	BKGmw-019	BKGmw-020	BKGmw-021	CBPmw-006	CBPmw-007	DA2mw-107
Sample ID		MCL	Region 9 PRG	FWGBKGMW-017C-0518-GW	FWGBKGMW-018C-0519-GW	FWGBKGMW-019C-0520-GW	FWGBKGMW-020C-0521-GW	FWGBKGMW-021C-0522-GW	FWGCBPMW-006C-0523-GW	FWGCBPMW-007C-0524-GW	DET1bR-0525-GW
Date Collected				10/10/2007	10/11/2007	10/11/2007	10/11/2007	10/11/2007	10/9/2007	10/9/2007	10/10/2007
Sample Type				Grab	Grab	Grab	Grab	Grab	Grab	Grab	Grab
Analyte	Units										
1,2,4-Trichlorobenzene	µg/L	NS	7.2	1 U	1 U	1 U	1 U	1 U	1 U	1 U	1 U
1,2-Dichlorobenzene	µg/L	NS	370	1 U	1 U	1 U	1 U	1 U	1 U	1 U	1 U
1,3-Dichlorobenzene	µg/L	NS	180	1 U	1 U	1 U	1 U	1 U	1 U	1 U	1 U
1,4-Dichlorobenzene	µg/L	NS	0.5	1 U	1 U	1 U	1 U	1 U	1 U	1 U	1 U
2,2-oxybis (1-chloropropane)	µg/L	NS	NS	1 U	1 U	1 U	1 U	1 U	1 U	1 U	1 U
2,4,5-Trichlorophenol	µg/L	NS	3600	5 U	5 U	5 U	5 U	5 U	5 U	5 U	5 U
2,4,6-Trichlorophenol	µg/L	NS	3.6	5 U	5 U	5 U	5 U	5 U	5 U	5 U	5 U
2,4-Dichlorophenol	µg/L	NS	110	2 U	2 U	2 U	2 U	2 U	2 U	2 U	2 U
2,4-Dimethylphenol	µg/L	NS	730	2 U	2 U	2 U	2 U	2 U	2 U	2 U	2 U
2,4-Dinitrophenol	µg/L	NS	73	5 UJ	5 UJ	5 UJ	5 UJ	5 UJ	5 R	5 R	5 UJ
2,4-Dinitrotoluene	µg/L	NS	73	5 U	5 U	5 U	5 U	5 U	5 U	5 U	5 U
2,6-Dinitrotoluene	µg/L	NS	36	5 U	5 U	5 U	5 U	5 U	5 U	5 U	5 U
2-Chloronaphthalene	µg/L	NS	490	1 U	1 U	1 U	1 U	1 U	1 U	1 U	1 U
2-Chlorophenol	µg/L	NS	30	1 U	1 U	1 U	1 U	1 U	1 U	1 U	1 U
2-Methylnaphthalene	µg/L	NS	NS	0.2 U	0.2 U	0.2 U	0.2 U	0.2 U	0.2 U	0.2 U	0.2 U
2-Methylphenol	µg/L	NS	1800	1 U	1 U	1 U	1 U	1 U	1 U	1 U	1 U
2-Nitroaniline	µg/L	NS	110	2 U	2 U	2 U	2 U	2 U	2 U	2 U	2 U
2-Nitrophenol	µg/L	NS	NS	2 U	2 U	2 U	2 U	2 U	2 U	2 U	2 U
3,3'-Dichlorobenzidine	µg/L	NS	0.15	5 U	5 U	5 U	5 U	5 U	5 U	5 U	5 U
3-Nitroaniline	µg/L	NS	3.2	2 U	2 U	2 U	2 U	2 U	2 U	2 U	2 U
4,6-Dinitro-2-methylphenol	µg/L	NS	NS	5 U	5 U	5 U	5 U	5 U	5 UJ	5 UJ	5 U
4-Bromophenyl phenyl ether	µg/L	NS	NS	2 U	2 U	2 U	2 U	2 U	2 U	2 U	2 U
4-Chloro-3-methylphenol	µg/L	NS	NS	2 U	2 U	2 U	2 U	2 U	2 U	2 U	2 U
4-Chloroaniline	µg/L	NS	150	2 U	2 U	2 U	2 U	2 U	2 U	2 U	2 U
4-Chlorophenyl phenyl ether	µg/L	NS	NS	2 U	2 U	2 U	2 U	2 U	2 U	2 U	2 U
4-Methylphenol	µg/L	NS	NS	1 U	1 U	1 U	1 U	1 U	1 U	1 U	1 U
4-Nitroanaline	µg/L	NS	3.2	2 U	2 U	2 U	2 U	2 U	2 U	2 U	2 U
4-Nitrophenol	µg/L	NS	NS	5 U	5 U	5 U	5 U	5 U	5 U	5 U	5 U
Acenaphthene	µg/L	NS	NS	0.2 U	0.2 U	0.2 U	0.2 U	0.2 U	0.2 U	0.2 U	0.2 U
Acenaphthylene	µg/L	NS	NS	0.2 U	0.2 U	0.2 U	0.2 U	0.2 U	0.2 U	0.2 U	0.2 U
Anthracene	µg/L	NS	1800	0.2 U	0.2 U	0.2 U	0.2 U	0.2 U	0.2 U	0.2 U	0.2 U
Benzo(a)anthracene	µg/L	NS	0.092	0.2 U	0.2 U	0.2 U	0.2 U	0.2 U	0.2 U	0.2 U	0.2 U
Benzo(a)pyrene	µg/L	0.2	0.0092	0.2 U	0.2 U	0.2 U	0.2 U	0.2 U	0.2 U	0.2 U	0.2 U
Benzo(b)fluoranthene	µg/L	NS	0.092	0.2 U	0.2 U	0.2 U	0.2 U	0.2 U	0.2 U	0.2 U	0.2 U
Benzo(g,h,i)perylene	µg/L	NS	NS	0.2 U	0.2 U	0.2 U	0.2 U	0.2 U	0.2 U	0.2 U	0.2 U
Benzo(k)fluoranthene	µg/L	NS	0.92	0.2 U	0.2 U	0.2 U	0.2 U	0.2 U	0.2 U	0.2 U	0.2 U

Table 3-6 FWGWMP October 2007 SVOCs Analytical Results

Station ID				BKGmw-017	BKGmw-018	BKGmw-019	BKGmw-020	BKGmw-021	CBPmw-006	CBPmw-007	DA2mw-107
Sample ID		MCL	Region 9 PRG	FWGBKGMW-017C-0518-GW	FWGBKGMW-018C-0519-GW	FWGBKGMW-019C-0520-GW	FWGBKGMW-020C-0521-GW	FWGBKGMW-021C-0522-GW	FWGCBPMW-006C-0523-GW	FWGCBPMW-007C-0524-GW	DET1bR-0525-GW
Date Collected				10/10/2007	10/11/2007	10/11/2007	10/11/2007	10/11/2007	10/9/2007	10/9/2007	10/10/2007
Sample Type				Grab	Grab	Grab	Grab	Grab	Grab	Grab	Grab
Analyte	Units										
Benzoic acid	µg/L	NS	150000	10 R	10 R	10 R	10 R	10 R	10 R	10 R	10 R
Benzyl alcohol	µg/L	NS	NS	5 U	5 U	5 U	5 U	5 U	5 U	5 U	5 U
bis(2-Chloroethoxy)methane	µg/L	NS	NS	1 U	1 U	1 U	1 U	1 U	1 U	1 U	1 U
bis(2-Chloroethyl) ether	µg/L	NS	0.001	1 U	1 U	1 U	1 U	1 U	1 U	1 U	1 U
bis(2-Ethylhexyl) phthalate	µg/L	NS	4.8	10 U	**1.4 J**	10 U	10 U	**0.89 J**	**0.91 J**	**1.2 J**	10 U
Butyl benzyl phthalate	µg/L	NS	7300	1 U	1 U	1 U	1 U	1 U	1 U	1 U	1 U
Carbazole	µg/L	NS	3.4	1 U	1 U	1 U	1 U	1 U	1 U	1 U	1 U
Chrysene	µg/L	NS	9.2	0.2 U	0.2 U	0.2 U	0.2 U	0.2 U	0.2 U	0.2 U	0.2 U
Dibenzo(a,h)anthracene	µg/L	NS	0.0093	0.2 U	0.2 U	0.2 U	0.2 U	0.2 U	0.2 U	0.2 U	0.2 U
Dibenzofuran	µg/L	NS	12	1 U	1 U	1 U	1 U	1 U	1 U	1 U	1 U
Diethyl phthalate	µg/L	NS	NS	1 U	1 U	1 U	1 U	1 U	1 U	1 U	1 U
Dimethyl phthalate	µg/L	NS	360000	1 U	1 U	1 U	1 U	1 U	1 U	1 U	1 U
Di-n-butyl phthalate	µg/L	NS	NS	1 U	1 U	1 U	1 U	1 U	1 U	1 U	1 U
Di-n-octyl phthalate	µg/L	NS	1500	1 U	1 U	1 U	1 U	1 U	1 U	1 U	1 U
Fluoranthene	µg/L	NS	NS	0.2 U	0.2 U	0.2 U	0.2 U	0.2 U	0.2 U	0.2 U	0.2 U
Fluorene	µg/L	NS	NS	0.2 U	0.2 U	0.2 U	0.2 U	0.2 U	0.2 U	0.2 U	0.2 U
Hexachlorobenzene	µg/L	1	0.042	0.2 U	0.2 U	0.2 U	0.2 U	0.2 U	0.2 U	0.2 U	0.2 U
Hexachlorobutadiene	µg/L	NS	0.86	1 U	1 U	1 U	1 U	1 U	1 U	1 U	1 U
Hexachlorocyclopentadiene	µg/L	50	220	10 R	10 R	10 R	10 R	10 R	10 R	10 R	10 R
Hexachloroethane	µg/L	NS	4.8	1 U	1 U	1 U	1 U	1 U	1 U	1 U	1 U
Indeno(1,2,3-cd)pyrene	µg/L	NS	0.092	0.2 U	0.2 U	0.2 U	0.2 U	0.2 U	0.2 U	0.2 U	0.2 U
Isophorone	µg/L	NS	71	1 U	1 U	1 U	1 U	1 U	1 U	1 U	1 U
Naphthalene	µg/L	NS	6.2	0.2 U	0.2 U	0.2 U	0.2 U	0.2 U	0.2 U	0.2 U	0.2 U
Nitrobenzene	µg/L	NS	3.4	1 U	1 U	1 U	1 U	1 U	1 U	1 U	1 U
N-Nitroso-di-n-propylamine	µg/L	NS	9600	1 U	1 U	1 U	1 U	1 U	1 U	1 U	1 U
N-Nitrosodiphenylamine	µg/L	NS	14	1 U	1 U	1 U	1 U	1 U	1 U	1 U	1 U
Pentachlorophenol	µg/L	1	0.56	5 U	5 U	5 U	5 U	5 U	5 UJ	5 UJ	5 U
Phenanthrene	µg/L	NS	NS	0.2 U	0.2 U	0.2 U	0.2 U	0.2 U	0.2 U	0.2 U	0.2 U
Phenol	µg/L	NS	11000	1 U	1 U	1 U	1 U	1 U	1 U	1 U	1 U
Pyrene	µg/L	NS	NS	0.2 U	0.2 U	0.2 U	0.2 U	0.2 U	0.2 U	0.2 U	0.2 U

Notes:

NS = no standard

Bold = detected compound above the MDL

N/A = Not Analyzed

Table 3-6 FWGWMP October 2007 SVOCs Analytical Results

Station ID				DETmw-3	DETmw-4	LL11mw-002	LL11mw-007	LL12mw-153	LL12mw-182	LL12mw-183	LL12mw-186
Sample ID		MCL	Region 9 PRG	DET3bR-0526-GW	DET4bR-0527-GW	FWGLL11MW-002C-0528-GW	FWGLL11MW-007C-0529-GW	FWGLL12MW-153C-0530-GW	FWGLL12MW-182C-0531-GW	FWGLL12MW-183C-0532-GW	FWGLL12MW-186C-0533-GW
Date Collected				10/10/2007	10/10/2007	10/8/2007	10/7-8/2007	10/9/2007	10/9/2007	10/9/2007	10/10/2007
Sample Type				Grab	Grab	Grab	Grab	Grab	Grab	Grab	Grab
Analyte	Units										
1,2,4-Trichlorobenzene	µg/L	NS	7.2	1 U	1 U	1 U	1 U	1 U	1 U	1 U	1 U
1,2-Dichlorobenzene	µg/L	NS	370	1 U	1 U	1 U	1 U	1 U	1 U	1 U	1 U
1,3-Dichlorobenzene	µg/L	NS	180	1 U	1 U	1 U	1 U	1 U	1 U	1 U	1 U
1,4-Dichlorobenzene	µg/L	NS	0.5	1 U	1 U	1 U	1 U	1 U	1 U	1 U	1 U
2,2-oxybis (1-chloropropane)	µg/L	NS	NS	1 U	1 U	1 U	1 U	1 U	1 U	1 U	1 U
2,4,5-Trichlorophenol	µg/L	NS	3600	5 U	5 U	5 U	5 U	5 U	5 U	5 U	5 U
2,4,6-Trichlorophenol	µg/L	NS	3.6	5 U	5 U	5 U	5 U	5 U	5 U	5 U	5 U
2,4-Dichlorophenol	µg/L	NS	110	2 U	2 U	2 U	2 U	2 U	2 U	2 U	2 U
2,4-Dimethylphenol	µg/L	NS	730	2 U	2 U	2 U	2 U	2 U	2 U	2 U	2 U
2,4-Dinitrophenol	µg/L	NS	73	5 UJ	5 U	5 R	5 U	5 R	5 R	5 R	5 U
2,4-Dinitrotoluene	µg/L	NS	73	5 U	5 U	5 U	5 U	5 U	5 U	5 U	5 U
2,6-Dinitrotoluene	µg/L	NS	36	5 U	5 U	5 U	5 U	5 U	5 U	5 U	5 U
2-Chloronaphthalene	µg/L	NS	490	1 U	1 U	1 U	1 U	1 U	1 U	1 U	1 U
2-Chlorophenol	µg/L	NS	30	1 U	1 U	1 U	1 U	1 U	1 U	1 U	1 U
2-Methylnaphthalene	µg/L	NS	NS	0.2 U	0.2 U	0.2 U	0.2 U	0.2 U	0.2 U	0.2 U	0.2 U
2-Methylphenol	µg/L	NS	1800	1 U	1 U	1 U	1 U	1 U	1 U	1 U	1 U
2-Nitroaniline	µg/L	NS	110	2 U	2 U	2 U	2 U	2 U	2 U	2 U	2 U
2-Nitrophenol	µg/L	NS	NS	2 U	2 U	2 U	2 U	2 U	2 U	2 U	2 U
3,3'-Dichlorobenzidine	µg/L	NS	0.15	5 U	5 U	5 U	5 U	5 U	5 U	5 U	5 U
3-Nitroaniline	µg/L	NS	3.2	2 U	2 U	2 U	2 U	2 U	2 U	2 U	2 U
4,6-Dinitro-2-methylphenol	µg/L	NS	NS	5 U	5 U	5 UJ	5 U	5 UJ	5 UJ	5 UJ	5 U
4-Bromophenyl phenyl ether	µg/L	NS	NS	2 U	2 U	2 U	2 U	2 U	2 U	2 U	2 U
4-Chloro-3-methylphenol	µg/L	NS	NS	2 U	2 U	2 U	2 U	2 U	2 U	2 U	2 U
4-Chloroaniline	µg/L	NS	150	2 U	2 U	2 U	2 U	2 U	2 U	2 U	2 U
4-Chlorophenyl phenyl ether	µg/L	NS	NS	2 U	2 U	2 U	2 U	2 U	2 U	2 U	2 U
4-Methylphenol	µg/L	NS	NS	1 U	1 U	1 U	1 U	1 U	1 U	1 U	1 U
4-Nitroanaline	µg/L	NS	3.2	2 U	2 U	2 U	2 U	2 U	2 U	2 U	2 U
4-Nitrophenol	µg/L	NS	NS	5 U	5 U	5 U	5 U	5 U	5 U	5 U	5 U
Acenaphthene	µg/L	NS	NS	0.2 U	0.2 U	0.2 U	0.2 U	0.2 U	0.2 U	0.2 U	0.2 U
Acenaphthylene	µg/L	NS	NS	0.2 U	0.2 U	0.2 U	0.2 U	0.2 U	0.2 U	0.2 U	0.2 U
Anthracene	µg/L	NS	1800	0.2 U	0.2 U	0.2 U	0.2 U	0.2 U	0.2 U	0.2 U	0.2 U
Benzo(a)anthracene	µg/L	NS	0.092	0.2 U	0.2 U	0.2 U	0.2 U	0.2 U	0.2 U	0.2 U	0.2 U
Benzo(a)pyrene	µg/L	0.2	0.0092	0.2 U	0.2 U	0.2 U	0.2 U	0.2 U	0.2 U	0.2 U	0.2 U
Benzo(b)fluoranthene	µg/L	NS	0.092	0.2 U	0.2 U	0.2 U	0.2 U	0.2 U	0.2 U	0.2 U	0.2 U
Benzo(g,h,i)perylene	µg/L	NS	NS	0.2 U	0.2 U	0.2 U	0.2 U	0.2 U	0.2 U	0.2 U	0.2 U
Benzo(k)fluoranthene	µg/L	NS	0.92	0.2 U	0.2 U	0.2 U	0.2 U	0.2 U	0.2 U	0.2 U	0.2 U

Table 3-6 FWGWMP October 2007 SVOCs Analytical Results

Station ID				DETmw-3	DETmw-4	LL11mw-002	LL11mw-007	LL12mw-153	LL12mw-182	LL12mw-183	LL12mw-186
Sample ID		MCL	Region 9 PRG	DET3bR-0526-GW	DET4bR-0527-GW	FWGLL11MW-002C-0528-GW	FWGLL11MW-007C-0529-GW	FWGLL12MW-153C-0530-GW	FWGLL12MW-182C-0531-GW	FWGLL12MW-183C-0532-GW	FWGLL12MW-186C-0533-GW
Date Collected				10/10/2007	10/10/2007	10/8/2007	10/7-8/2007	10/9/2007	10/9/2007	10/9/2007	10/10/2007
Sample Type				Grab	Grab	Grab	Grab	Grab	Grab	Grab	Grab
Analyte	Units										
Benzoic acid	µg/L	NS	150000	10 R	10 UJ	10 R	10 R	10 R	10 R	10 R	10 UJ
Benzyl alcohol	µg/L	NS	NS	5 U	5 U	5 U	5 U	5 U	5 U	5 U	5 U
bis(2-Chloroethoxy)methane	µg/L	NS	NS	1 U	1 U	1 U	1 U	1 U	1 U	1 U	1 U
bis(2-Chloroethyl) ether	µg/L	NS	0.001	1 U	1 U	1 U	1 U	1 U	1 U	1 U	1 U
bis(2-Ethylhexyl) phthalate	µg/L	NS	4.8	10 U	**4.9 J**	10 U	**4 B,J**	10 U	**3 J**	10 UJ	**2.2 J**
Butyl benzyl phthalate	µg/L	NS	7300	1 U	1 U	1 U	1 U	1 U	1 U	1 U	1 U
Carbazole	µg/L	NS	3.4	1 U	1 U	1 U	1 U	1 U	1 U	1 U	1 U
Chrysene	µg/L	NS	9.2	0.2 U	0.2 U	0.2 U	0.2 U	0.2 U	0.2 U	0.2 U	0.2 U
Dibenzo(a,h)anthracene	µg/L	NS	0.0093	0.2 U	0.2 U	0.2 U	0.2 U	0.2 U	0.2 U	0.2 U	0.2 U
Dibenzofuran	µg/L	NS	12	1 U	1 U	1 U	1 U	1 U	1 U	1 U	1 U
Diethyl phthalate	µg/L	NS	NS	1 U	1 U	1 U	1 U	1 U	1 U	1 U	1 U
Dimethyl phthalate	µg/L	NS	360000	1 U	1 U	1 U	1 U	1 U	1 U	1 U	1 U
Di-n-butyl phthalate	µg/L	NS	NS	1 U	1 U	1 U	1 U	1 U	1 U	1 U	1 U
Di-n-octyl phthalate	µg/L	NS	1500	1 U	1 U	1 U	1 U	1 U	1 U	1 U	1 U
Fluoranthene	µg/L	NS	NS	0.2 U	0.2 U	0.2 U	0.2 U	0.2 U	0.2 U	0.2 U	0.2 U
Fluorene	µg/L	NS	NS	0.2 U	0.2 U	0.2 U	0.2 U	0.2 U	0.2 U	0.2 U	0.2 U
Hexachlorobenzene	µg/L	1	0.042	0.2 U	0.2 U	0.2 U	0.2 U	0.2 U	0.2 U	0.2 U	0.2 U
Hexachlorobutadiene	µg/L	NS	0.86	1 U	1 U	1 U	1 U	1 U	1 U	1 U	1 U
Hexachlorocyclopentadiene	µg/L	50	220	10 R	10 R	10 R	10 R	10 R	10 R	10 R	10 R
Hexachloroethane	µg/L	NS	4.8	1 U	1 U	1 U	1 U	1 U	1 U	1 U	1 U
Indeno(1,2,3-cd)pyrene	µg/L	NS	0.092	0.2 U	0.2 U	0.2 U	0.2 U	0.2 U	0.2 U	0.2 U	0.2 U
Isophorone	µg/L	NS	71	1 U	1 U	1 U	1 U	1 U	1 U	1 U	1 U
Naphthalene	µg/L	NS	6.2	0.2 U	0.2 U	0.2 U	0.2 U	0.2 U	0.2 U	0.2 U	0.2 U
Nitrobenzene	µg/L	NS	3.4	1 U	1 U	1 U	1 U	1 U	1 U	1 U	1 U
N-Nitroso-di-n-propylamine	µg/L	NS	9600	1 U	1 U	1 U	1 U	1 U	1 U	1 U	1 U
N-Nitrosodiphenylamine	µg/L	NS	14	1 U	1 U	1 U	1 U	1 U	1 U	1 U	1 U
Pentachlorophenol	µg/L	1	0.56	5 U	5 U	5 UJ	5 U	5 UJ	5 UJ	5 UJ	5 U
Phenanthrene	µg/L	NS	NS	0.2 U	0.2 U	0.2 U	0.2 U	0.2 U	0.2 U	0.2 U	0.2 U
Phenol	µg/L	NS	11000	1 U	1 U	1 U	1 U	1 U	1 U	1 U	1 U
Pyrene	µg/L	NS	NS	0.2 U	0.2 U	0.2 U	0.2 U	0.2 U	0.2 U	0.2 U	0.2 U

Notes:

NS = no standard

Bold = detected compound above the MDL

N/A = Not Analyzed

Table 3-6 FWGWMP October 2007 SVOCs Analytical Results

Station ID				LL1mw-078	LL1mw-080	LL1mw-083	LL2mw-059	LL2mw-262	LL2mw-263	LL3mw-238	LL3mw-242
Sample ID		MCL	Region 9 PRG	FWGLL1mw-078C-05354-GW	FWGLL1mw-080C-0436-GW	FWGLL1mw-083C-0537-GW	FWGLL2mw-059C-0538-GW	FWGLL2mw-262C-0539-GW	FWGLL2mw-263C-0540-GW	FWGLL3mw-238C-0541-GW	FWGLL3MW-242C-0542-GW
Date Collected				10/8/2007	10/8/2007	10/8/2007	10/8/2007	10/8/2007	10/8/2007	10/8/2007	10/8/2007
Sample Type				Grab	Grab	Grab	Grab	Grab	Grab	Grab	Grab
Analyte	Units										
1,2,4-Trichlorobenzene	µg/L	NS	7.2	1 U	1 UJ	1 U	1 U	1 U	1 U	1 U	1 U
1,2-Dichlorobenzene	µg/L	NS	370	1 U	1 UJ	1 U	1 U	1 U	1 U	1 U	1 U
1,3-Dichlorobenzene	µg/L	NS	180	1 U	1 UJ	1 U	1 U	1 U	1 U	1 U	1 U
1,4-Dichlorobenzene	µg/L	NS	0.5	1 U	1 UJ	1 U	1 U	1 U	1 U	1 U	1 U
2,2-oxybis (1-chloropropane)	µg/L	NS	NS	1 U	1 UJ	1 U	1 U	1 U	1 U	1 U	1 U
2,4,5-Trichlorophenol	µg/L	NS	3600	5 U	5 UJ	5 U	5 U	5 U	5 U	5 UJ	5 U
2,4,6-Trichlorophenol	µg/L	NS	3.6	5 U	5 UJ	5 U	5 U	5 U	5 U	5 UJ	5 U
2,4-Dichlorophenol	µg/L	NS	110	2 U	2 UJ	2 U	2 U	2 U	2 U	2 UJ	2 U
2,4-Dimethylphenol	µg/L	NS	730	2 U	2 UJ	2 U	2 U	2 U	2 U	2 UJ	2 U
2,4-Dinitrophenol	µg/L	NS	73	5 U	5 R	5 U	5 U	5 U	5 U	5 UJ	5 U
2,4-Dinitrotoluene	µg/L	NS	73	5 U	5 UJ	**3.6 J**	**0.64 J**	5 U	5 U	5 U	5 U
2,6-Dinitrotoluene	µg/L	NS	36	5 U	5 UJ	**1.6 J**	5 U	5 U	5 U	5 U	5 U
2-Chloronaphthalene	µg/L	NS	490	1 U	1 UJ	1 U	1 U	1 U	1 U	1 U	1 U
2-Chlorophenol	µg/L	NS	30	1 U	1 UJ	1 U	1 U	1 U	1 U	1 UJ	1 U
2-Methylnaphthalene	µg/L	NS	NS	0.2 U	0.2 UJ	0.2 U	0.2 U	0.2 U	0.2 U	0.2 U	0.2 U
2-Methylphenol	µg/L	NS	1800	1 U	1 UJ	1 U	1 U	1 U	1 U	1 UJ	1 U
2-Nitroaniline	µg/L	NS	110	2 U	2 UJ	2 U	2 U	2 U	2 U	2 U	2 U
2-Nitrophenol	µg/L	NS	NS	2 U	2 UJ	2 U	2 U	2 U	2 U	2 UJ	2 U
3,3'-Dichlorobenzidine	µg/L	NS	0.15	5 U	5 UJ	5 U	5 U	5 U	5 U	5 U	5 U
3-Nitroaniline	µg/L	NS	3.2	2 U	2 UJ	2 U	2 U	2 U	2 U	2 U	2 U
4,6-Dinitro-2-methylphenol	µg/L	NS	NS	5 U	5 UJ	5 U	5 U	5 U	5 U	5 UJ	5 U
4-Bromophenyl phenyl ether	µg/L	NS	NS	2 U	2 UJ	2 U	2 U	2 U	2 U	2 U	2 U
4-Chloro-3-methylphenol	µg/L	NS	NS	2 U	2 UJ	2 U	2 U	2 U	2 U	2 UJ	2 U
4-Chloroaniline	µg/L	NS	150	2 U	2 UJ	2 U	2 U	2 U	2 U	2 U	2 U
4-Chlorophenyl phenyl ether	µg/L	NS	NS	2 U	2 UJ	2 U	2 U	2 U	2 U	2 U	2 U
4-Methylphenol	µg/L	NS	NS	1 U	1 UJ	1 U	1 U	1 U	1 U	1 UJ	1 U
4-Nitroanaline	µg/L	NS	3.2	2 U	2 UJ	2 U	2 U	2 U	2 U	2 U	2 U
4-Nitrophenol	µg/L	NS	NS	5 U	5 UJ	5 U	5 U	5 U	5 U	5 UJ	5 U
Acenaphthene	µg/L	NS	NS	0.2 U	0.2 UJ	0.2 U	0.2 U	0.2 U	0.2 U	0.2 U	0.2 U
Acenaphthylene	µg/L	NS	NS	0.2 U	0.2 UJ	0.2 U	0.2 U	0.2 U	0.2 U	0.2 U	0.2 U
Anthracene	µg/L	NS	1800	0.2 U	0.2 UJ	0.2 U	0.2 U	0.2 U	0.2 U	0.2 U	0.2 U
Benzo(a)anthracene	µg/L	NS	0.092	0.2 U	0.2 UJ	0.2 U	0.2 U	0.2 U	0.2 U	0.2 U	0.2 U
Benzo(a)pyrene	µg/L	0.2	0.0092	0.2 U	0.2 UJ	0.2 U	0.2 U	0.2 U	0.2 U	0.2 U	0.2 U
Benzo(b)fluoranthene	µg/L	NS	0.092	0.2 U	0.2 UJ	0.2 U	0.2 U	0.2 U	0.2 U	0.2 U	0.2 U
Benzo(g,h,i)perylene	µg/L	NS	NS	0.2 U	0.2 UJ	0.2 U	0.2 U	0.2 U	0.2 U	0.2 U	0.2 U
Benzo(k)fluoranthene	µg/L	NS	0.92	0.2 U	0.2 UJ	0.2 U	0.2 U	0.2 U	0.2 U	0.2 U	0.2 U

Table 3-6 FWGWMP October 2007 SVOCs Analytical Results

Station ID				LL1mw-078	LL1mw-080	LL1mw-083	LL2mw-059	LL2mw-262	LL2mw-263	LL3mw-238	LL3mw-242
Sample ID		MCL	Region 9 PRG	FWGLL1mw-078C-05354-GW	FWGLL1mw-080C-0436-GW	FWGLL1mw-083C-0537-GW	FWGLL2mw-059C-0538-GW	FWGLL2mw-262C-0539-GW	FWGLL2mw-263C-0540-GW	FWGLL3mw-238C-0541-GW	FWGLL3MW-242C-0542-GW
Date Collected				10/8/2007	10/8/2007	10/8/2007	10/8/2007	10/8/2007	10/8/2007	10/8/2007	10/8/2007
Sample Type				Grab	Grab	Grab	Grab	Grab	Grab	Grab	Grab
Analyte	Units										
Benzoic acid	µg/L	NS	150000	10 R	10 R	10 R	10 R	10 R	10 R	10 R	10 R
Benzyl alcohol	µg/L	NS	NS	5 U	5 UJ	5 U	5 U	5 U	5 U	5 UJ	5 U
bis(2-Chloroethoxy)methane	µg/L	NS	NS	1 U	1 UJ	1 U	1 U	1 U	1 U	1 U	1 U
bis(2-Chloroethyl) ether	µg/L	NS	0.001	1 U	1 UJ	1 U	1 U	1 U	1 U	1 U	1 U
bis(2-Ethylhexyl) phthalate	µg/L	NS	4.8	**1.8 B,J**	10 UJ	**1.7 B,J**	**1.7 B,J**	**1.6 B,J**	**3.9 B,J**	**1.4 B,J**	**3.4 B,J**
Butyl benzyl phthalate	µg/L	NS	7300	1 U	1 UJ	1 U	1 U	1 U	1 U	1 U	1 U
Carbazole	µg/L	NS	3.4	1 U	1 UJ	1 U	1 U	1 U	1 U	1 U	1 U
Chrysene	µg/L	NS	9.2	0.2 U	0.2 UJ	0.2 U	0.2 U	0.2 U	0.2 U	0.2 U	0.2 U
Dibenzo(a,h)anthracene	µg/L	NS	0.0093	0.2 U	0.2 UJ	0.2 U	0.2 U	0.2 U	0.2 U	0.2 U	0.2 U
Dibenzofuran	µg/L	NS	12	1 U	1 UJ	1 U	1 U	1 U	1 U	1 U	1 U
Diethyl phthalate	µg/L	NS	NS	1 U	1 UJ	1 U	1 U	1 U	1 U	1 U	1 U
Dimethyl phthalate	µg/L	NS	360000	1 U	1 UJ	1 U	1 U	1 U	1 U	1 U	1 U
Di-n-butyl phthalate	µg/L	NS	NS	1 U	1 UJ	1 U	1 U	1 U	1 U	1 U	1 U
Di-n-octyl phthalate	µg/L	NS	1500	1 U	1 UJ	1 U	1 U	1 U	1 U	1 U	1 U
Fluoranthene	µg/L	NS	NS	0.2 U	0.2 UJ	0.2 U	0.2 U	0.2 U	0.2 U	0.2 U	0.2 U
Fluorene	µg/L	NS	NS	0.2 U	0.2 UJ	0.2 U	0.2 U	0.2 U	0.2 U	0.2 U	0.2 U
Hexachlorobenzene	µg/L	1	0.042	0.2 U	0.2 UJ	0.2 U	0.2 U	0.2 U	0.2 U	0.2 U	0.2 U
Hexachlorobutadiene	µg/L	NS	0.86	1 U	1 UJ	1 U	1 U	1 U	1 U	1 U	1 U
Hexachlorocyclopentadiene	µg/L	50	220	10 R	10 R	10 R	10 R	10 R	10 R	10 R	10 R
Hexachloroethane	µg/L	NS	4.8	1 U	1 UJ	1 U	1 U	1 U	1 U	1 U	1 U
Indeno(1,2,3-cd)pyrene	µg/L	NS	0.092	0.2 U	0.2 UJ	0.2 U	0.2 U	0.2 U	0.2 U	0.2 U	0.2 U
Isophorone	µg/L	NS	71	1 U	1 UJ	1 U	1 U	1 U	1 U	1 U	1 U
Naphthalene	µg/L	NS	6.2	0.2 U	0.2 UJ	0.2 U	0.2 U	0.2 U	0.2 U	0.2 U	0.2 U
Nitrobenzene	µg/L	NS	3.4	1 U	1 UJ	1 U	1 U	1 U	1 U	1 U	1 U
N-Nitroso-di-n-propylamine	µg/L	NS	9600	1 U	1 UJ	1 U	1 U	1 U	1 U	1 U	1 U
N-Nitrosodiphenylamine	µg/L	NS	14	1 U	1 UJ	1 U	1 U	1 U	1 U	1 U	1 U
Pentachlorophenol	µg/L	1	0.56	5 U	5 UJ	5 U	5 U	5 U	5 U	5 UJ	5 U
Phenanthrene	µg/L	NS	NS	0.2 U	0.2 UJ	0.2 U	0.2 U	0.2 U	0.2 U	0.2 U	0.2 U
Phenol	µg/L	NS	11000	1 U	1 UJ	1 U	1 U	1 U	1 U	1 UJ	1 U
Pyrene	µg/L	NS	NS	0.2 U	0.2 UJ	0.2 U	0.2 U	0.2 U	0.2 U	0.2 U	0.2 U

Notes:

NS = no standard

Bold = detected compound above the MDL

N/A = Not Analyzed

Table 3-6 FWGWMP October 2007 SVOCs Analytical Results

Station ID				LL4mw-198	LL4mw-199	RQLmw-007	RQLmw-008	RQLmw-009	WBGmw-006	WBGmw-007	WBGmw-009
Sample ID		MCL	Region 9 PRG	FWGLL4MW-198C-0543-GW	FWGLL4MW-199C-0544-GW	FWGRQLMW-007C-0545-GW	FWGRQLMW-008C-0546-GW	FWGRQLMW-009C-0547-GW	FWGWBGMW-006C-0548-GW	FWGWBGMW-007C-0549-GW	FWGWBGMW-009C-0550-GW
Date Collected				10/9/2007	10/9/2007	10/9/2007	10/9/2007	10/9/2007	10/10/2007	10/10/2007	10/10/2007
Sample Type				Grab	Grab	Grab	Grab	Grab	Grab	Grab	Grab
Analyte	Units										
1,2,4-Trichlorobenzene	µg/L	NS	7.2	1 U	1 U	1 UJ	1 U	1 U	1 U	1.2 U	1 U
1,2-Dichlorobenzene	µg/L	NS	370	1 U	1 U	1 UJ	1 U	1 U	1 U	1.2 U	1 U
1,3-Dichlorobenzene	µg/L	NS	180	1 U	1 U	1 UJ	1 U	1 U	1 U	1.2 U	1 U
1,4-Dichlorobenzene	µg/L	NS	0.5	1 U	1 U	1 UJ	1 U	1 U	1 U	1.2 U	1 U
2,2-oxybis (1-chloropropane)	µg/L	NS	NS	1 U	1 U	1 UJ	1 U	1 U	1 U	1.2 U	1 U
2,4,5-Trichlorophenol	µg/L	NS	3600	5 U	5 U	5 UJ	5 U	5 U	5 U	6.2 U	5 U
2,4,6-Trichlorophenol	µg/L	NS	3.6	5 U	5 U	5 UJ	5 U	5 U	5 U	6.2 U	5 U
2,4-Dichlorophenol	µg/L	NS	110	2 U	2 U	2 UJ	2 U	2 U	2 U	2.5 U	2 U
2,4-Dimethylphenol	µg/L	NS	730	2 U	2 U	2 UJ	2 U	2 U	2 U	2.5 U	2 U
2,4-Dinitrophenol	µg/L	NS	73	5 R	5 R	5 R	5 R	5 R	5 UJ	6.2 UJ	5 UJ
2,4-Dinitrotoluene	µg/L	NS	73	5 U	5 U	5 UJ	5 U	5 U	5 U	6.2 U	5 U
2,6-Dinitrotoluene	µg/L	NS	36	5 U	5 U	5 UJ	5 U	5 U	5 U	6.2 U	5 U
2-Chloronaphthalene	µg/L	NS	490	1 U	1 U	1 UJ	1 U	1 U	1 U	1.2 U	1 U
2-Chlorophenol	µg/L	NS	30	1 U	1 U	1 UJ	1 U	1 U	1 U	1.2 U	1 U
2-Methylnaphthalene	µg/L	NS	NS	0.2 U	0.2 U	0.2 UJ	0.2 U	0.2 U	0.2 U	0.25 U	0.2 U
2-Methylphenol	µg/L	NS	1800	1 U	1 U	1 UJ	1 U	1 U	1 U	1.2 U	1 U
2-Nitroaniline	µg/L	NS	110	2 U	2 U	2 UJ	2 U	2 U	2 U	2.5 U	2 U
2-Nitrophenol	µg/L	NS	NS	2 U	2 U	2 UJ	2 U	2 U	2 U	2.5 U	2 U
3,3'-Dichlorobenzidine	µg/L	NS	0.15	5 U	5 U	5 UJ	5 U	5 U	5 U	6.2 U	5 U
3-Nitroaniline	µg/L	NS	3.2	2 U	2 U	2 UJ	2 U	2 U	2 U	2.5 U	2 U
4,6-Dinitro-2-methylphenol	µg/L	NS	NS	5 UJ	5 UJ	5 UJ	5 UJ	5 UJ	5 U	6.2 U	5 U
4-Bromophenyl phenyl ether	µg/L	NS	NS	2 U	2 U	2 UJ	2 U	2 U	2 U	2.5 U	2 U
4-Chloro-3-methylphenol	µg/L	NS	NS	2 U	2 U	2 UJ	2 U	2 U	2 U	2.5 U	2 U
4-Chloroaniline	µg/L	NS	150	2 U	2 U	2 UJ	2 U	2 U	2 U	2.5 U	2 U
4-Chlorophenyl phenyl ether	µg/L	NS	NS	2 U	2 U	2 UJ	2 U	2 U	2 U	2.5 U	2 U
4-Methylphenol	µg/L	NS	NS	1 U	1 U	1 UJ	1 U	1 U	1 U	1.2 U	1 U
4-Nitroanaline	µg/L	NS	3.2	2 U	2 U	2 UJ	2 U	2 U	2 U	2.5 U	2 U
4-Nitrophenol	µg/L	NS	NS	5 U	5 U	5 UJ	5 U	5 U	5 U	6.2 U	5 U
Acenaphthene	µg/L	NS	NS	0.2 U	0.2 U	0.2 UJ	0.2 U	0.2 U	0.2 U	0.25 U	0.2 U
Acenaphthylene	µg/L	NS	NS	0.2 U	0.2 U	0.2 UJ	0.2 U	0.2 U	0.2 U	0.25 U	0.2 U
Anthracene	µg/L	NS	1800	0.2 U	0.2 U	0.2 UJ	0.2 U	0.2 U	0.2 U	0.25 U	0.2 U
Benzo(a)anthracene	µg/L	NS	0.092	0.2 U	0.2 U	0.2 UJ	0.2 U	0.2 U	0.2 U	0.25 U	0.2 U
Benzo(a)pyrene	µg/L	0.2	0.0092	0.2 U	0.2 U	0.2 UJ	0.2 U	0.2 U	0.2 U	0.25 U	0.2 U
Benzo(b)fluoranthene	µg/L	NS	0.092	0.2 U	0.2 U	0.2 UJ	0.2 U	0.2 U	0.2 U	0.25 U	0.2 U
Benzo(g,h,i)perylene	µg/L	NS	NS	0.2 U	0.2 U	0.2 UJ	0.2 U	0.2 U	0.2 U	0.25 U	0.2 U
Benzo(k)fluoranthene	µg/L	NS	0.92	0.2 U	0.2 U	0.2 UJ	0.2 U	0.2 U	0.2 U	0.25 U	0.2 U

Table 3-6 FWGWMP October 2007 SVOCs Analytical Results

Station ID				LL4mw-198	LL4mw-199	RQLmw-007	RQLmw-008	RQLmw-009	WBGmw-006	WBGmw-007	WBGmw-009
Sample ID		MCL	Region 9 PRG	FWGLL4MW-198C-0543-GW	FWGLL4MW-199C-0544-GW	FWGRQLMW-007C-0545-GW	FWGRQLMW-008C-0546-GW	FWGRQLMW-009C-0547-GW	FWGWBGMW-006C-0548-GW	FWGWBGMW-007C-0549-GW	FWGWBGMW-009C-0550-GW
Date Collected				10/9/2007	10/9/2007	10/9/2007	10/9/2007	10/9/2007	10/10/2007	10/10/2007	10/10/2007
Sample Type				Grab	Grab	Grab	Grab	Grab	Grab	Grab	Grab
Analyte	Units										
Benzoic acid	µg/L	NS	150000	10 R	10 R	10 R	10 R	10 R	10 R	12 R	10 R
Benzyl alcohol	µg/L	NS	NS	5 U	5 U	5 UJ	5 U	5 U	5 U	6.2 U	5 U
bis(2-Chloroethoxy)methane	µg/L	NS	NS	1 U	1 U	1 UJ	1 U	1 U	1 U	1.2 U	1 U
bis(2-Chloroethyl) ether	µg/L	NS	0.001	1 U	1 U	1 UJ	1 U	1 U	1 U	1.2 U	1 U
bis(2-Ethylhexyl) phthalate	µg/L	NS	4.8	10 U	1.3 J	10 UJ	10 U	10 U	10 U	12 U	5 J
Butyl benzyl phthalate	µg/L	NS	7300	1 U	1 U	1 UJ	1 U	1 U	1 U	1.2 U	1 U
Carbazole	µg/L	NS	3.4	1 U	1 U	1 UJ	1 U	1 U	1 U	1.2 U	1 U
Chrysene	µg/L	NS	9.2	0.2 U	0.2 U	0.2 UJ	0.2 U	0.2 U	0.2 U	0.25 U	0.2 U
Dibenzo(a,h)anthracene	µg/L	NS	0.0093	0.2 U	0.2 U	0.2 UJ	0.2 U	0.2 U	0.2 U	0.25 U	0.2 U
Dibenzofuran	µg/L	NS	12	1 U	1 U	1 UJ	1 U	1 U	1 U	1.2 U	1 U
Diethyl phthalate	µg/L	NS	NS	1 U	1 U	1 UJ	1 U	1 U	1 U	1.2 U	1 U
Dimethyl phthalate	µg/L	NS	360000	1 U	1 U	1 UJ	1 U	1 U	1 U	1.2 U	1 U
Di-n-butyl phthalate	µg/L	NS	NS	1 U	1 U	1 UJ	1 U	1 U	1 U	1.2 U	1 U
Di-n-octyl phthalate	µg/L	NS	1500	1 U	1 U	1 UJ	1 U	1 U	1 U	1.2 U	1 U
Fluoranthene	µg/L	NS	NS	0.2 U	0.2 U	0.2 UJ	0.2 U	0.2 U	0.2 U	0.25 U	0.2 U
Fluorene	µg/L	NS	NS	0.2 U	0.2 U	0.2 UJ	0.2 U	0.2 U	0.2 U	0.25 U	0.2 U
Hexachlorobenzene	µg/L	1	0.042	0.2 U	0.2 U	0.2 UJ	0.2 U	0.2 U	0.2 U	0.25 U	0.2 U
Hexachlorobutadiene	µg/L	NS	0.86	1 U	1 U	1 UJ	1 U	1 U	1 U	1.2 U	1 U
Hexachlorocyclopentadiene	µg/L	50	220	10 R	10 R	10 R	10 R	10 R	10 R	12 R	10 R
Hexachloroethane	µg/L	NS	4.8	1 U	1 U	1 UJ	1 U	1 U	1 U	1.2 U	1 U
Indeno(1,2,3-cd)pyrene	µg/L	NS	0.092	0.2 U	0.2 U	0.2 UJ	0.2 U	0.2 U	0.2 U	0.25 U	0.2 U
Isophorone	µg/L	NS	71	1 U	1 U	1 UJ	1 U	1 U	1 U	1.2 U	1 U
Naphthalene	µg/L	NS	6.2	0.2 U	0.2 U	0.2 UJ	0.2 U	0.2 U	0.2 U	0.25 U	0.2 U
Nitrobenzene	µg/L	NS	3.4	1 U	1 U	1 UJ	1 U	1 U	1 U	1.2 U	1 U
N-Nitroso-di-n-propylamine	µg/L	NS	9600	1 U	1 U	1 UJ	1 U	1 U	1 U	1.2 U	1 U
N-Nitrosodiphenylamine	µg/L	NS	14	1 U	1 U	1 UJ	1 U	1 U	1 U	1.2 U	1 U
Pentachlorophenol	µg/L	1	0.56	5 UJ	5 UJ	5 UJ	5 UJ	5 UJ	5 U	6.2 U	5 U
Phenanthrene	µg/L	NS	NS	0.2 U	0.2 U	0.2 UJ	0.2 U	0.2 U	0.2 U	0.25 U	0.2 U
Phenol	µg/L	NS	11000	1 U	1 U	1 UJ	1 U	1 U	1 U	1.2 U	1 U
Pyrene	µg/L	NS	NS	0.2 U	0.2 U	0.2 UJ	0.2 U	0.2 U	0.2 U	0.25 U	0.2 U

Notes:

NS = no standard

Bold = detected compound above the MDL

N/A = Not Analyzed

Table 3-6 FWGWMP October 2007 SVOCs Analytical Results

Data Qualifiers

Data qualifier flags are used in an effort to describe the quality of each piece of data for each constituent. These flags are letter codes appended to the numerical data. The following data qualifiers are specified in the USACE Louisville Chemistry Guidelines (LCG). For a complete explanation of qualifiers used for each constituent please refer to the Data Verification Summaries in Appendix B.

U- The analyte was analyzed for but not detected. The numerical value preceding the U is the associated reporting limit.

J- The identification of the analyte is acceptable, but the quality assurance criteria indicate that the quantitative values may be outside the normal expected range of precision (i.e., the quantitative value is estimated). Examples include:
- Results detected above the laboratory MDL but less than the laboratory reporting limit.
- MS/MSD percent recoveries outside the acceptance criteria.
- Laboratory control sample (LCS) percent recoveries outside acceptance criteria.

R- Data are considered to be rejected and shall not be used. This flag denotes the failure of quality control criteria such that it cannot be determined if the analyte is present or absent from the sample [e.g., the method reporting limit (MRL) verification standard was below quality control guidelines; associated sample results that were non-detect are unusable].

UJ- This flag is a combination of the U and J qualifiers which indicate that the analyte is not present. The reported value is considered to be an estimated reporting limit (RL).

B- The B flag is used for both organic and inorganic analyses when the analyte is found in the method blank or any of the field blanks. This designation overrides the Contract Laboratory Program (CLP) “B” designation when used by the laboratory as an estimated value for inorganics.

Table 3-7 FWGWMP October 2007 Pesticides and PCBs Analytical Results

Station ID				BKGmw-004	BKGmw-005	BKGmw-006	BKGmw-008	BKGmw-010	BKGmw-012	BKGmw-013
Sample ID		MCL	Region 9 PRG	FWGBKGMW-004C-0509-GW	FWGBKGMW-005C-0510-GW	FWGBKGMW-006C-0511-GW	FWGBKGMW-008C-0512-GW	FWGBKGMW-010C-0513-GW	FWGBKGMW-012C-0514-GW	FWGBKGMW-013C-0515-GW
Date Collected				10/11/2007	10/11/2007	10/11/2007	10/10/2007	N/A	10/10/2007	10/10/2007
Sample Type				Grab	Grab	Grab	Grab	Grab	Grab	Grab
Analyte	Units									
4,4'-DDD	µg/L	NS	0.28	0.03 UJ	0.03 UJ	0.03 UJ	0.03 UJ	N/A	0.03 UJ	0.03 UJ
4,4'-DDE	µg/L	NS	0.2	0.03 UJ	0.03 U	0.03 UJ	0.03 U	N/A	0.03 UJ	0.03 U
4,4'-DDT	µg/L	NS	0.2	0.03 UJ	0.03 U	0.03 UJ	0.03 U	N/A	0.03 UJ	0.03 U
Aldrin	µg/L	NS	0.003	0.03 UJ	0.03 U	0.03 UJ	0.03 U	N/A	0.03 UJ	0.03 U
alpha-BHC	µg/L	NS	0.011	0.03 UJ	0.03 U	0.03 UJ	0.03 U	N/A	0.03 UJ	0.03 U
alpha-Chordane	µg/L	NS	NS	0.03 UJ	0.03 U	0.03 UJ	0.03 U	N/A	0.03 UJ	0.03 U
beta-BHC	µg/L	NS	0.032	0.03 UJ	0.03 U	0.03 UJ	0.03 U	N/A	**0.026 J**	0.03 U
delta-BHC	µg/L	NS	NS	0.03 UJ	0.03 U	**0.025 J**	0.03 U	N/A	0.03 UJ	0.03 U
Dieldrin	µg/L	NS	0.0023	0.03 UJ	0.03 U	0.03 UJ	0.03 U	N/A	0.03 UJ	0.03 U
Endosulfan I	µg/L	NS	0.022	0.025 UJ	0.025 UJ	0.025 UJ	0.025 UJ	N/A	0.025 UJ	0.025 UJ
Endosulfan II	µg/L	NS	0.022	0.025 UJ	0.025 U	0.025 UJ	0.025 U	N/A	0.025 UJ	0.025 U
Endosulfan sulfate	µg/L	NS	NS	0.03 UJ	0.03 U	0.03 UJ	0.03 U	N/A	0.03 UJ	0.03 U
Endrin	µg/L	2	11	0.03 UJ	0.03 U	0.03 UJ	0.03 U	N/A	0.03 UJ	0.03 U
Endrin aldehyde	µg/L	NS	11	0.03 UJ	0.03 U	0.03 UJ	0.03 U	N/A	0.03 UJ	0.03 U
Endrin ketone	µg/L	NS	NS	0.03 UJ	0.03 U	0.03 UJ	0.03 U	N/A	0.03 UJ	0.03 U
Gamma-BHC	µg/L	0.2	0.052	0.03 UJ	0.03 U	0.03 UJ	0.03 U	N/A	0.03 UJ	0.03 U
gamma-Chlordane	µg/L	NS	NS	0.03 UJ	0.03 U	0.03 UJ	0.03 U	N/A	0.03 UJ	0.03 U
Heptachlor	µg/L	0.4	0.015	0.03 UJ	0.03 U	0.03 UJ	0.03 U	N/A	0.03 UJ	0.03 U
Heptachlor epoxide	µg/L	0.2	0.0074	0.03 UJ	0.03 U	0.03 UJ	0.03 U	N/A	0.03 UJ	0.03 U
Methoxychlor	µg/L	40	180	0.1 UJ	0.1 U	0.1 UJ	0.1 U	N/A	0.1 UJ	0.1 U
Toxaphene	µg/L	3	0.061	2 UJ	2 U	2 UJ	2 U	N/A	2 UJ	2 U
PCB- 1016	µg/L	0.5	0.034	0.5 U	0.5 U	0.5 UJ	0.5 U	N/A	0.5 UJ	0.5 U
PCB- 1221	µg/L	0.5	0.034	0.5 U	0.5 U	0.5 UJ	0.5 U	N/A	0.5 UJ	0.5 U
PCB- 1232	µg/L	0.5	0.034	0.5 U	0.5 U	0.5 UJ	0.5 U	N/A	0.5 UJ	0.5 U
PCB- 1242	µg/L	0.5	0.034	0.5 U	0.5 U	0.5 UJ	0.5 U	N/A	0.5 UJ	0.5 U
PCB- 1248	µg/L	0.5	0.034	0.5 U	0.5 U	0.5 UJ	0.5 U	N/A	0.5 UJ	0.5 U
PCB- 1254	µg/L	0.5	0.034	0.5 U	0.5 U	0.5 UJ	0.5 U	N/A	0.5 UJ	0.5 U
PCB- 1260	µg/L	0.5	0.034	0.5 U	0.5 U	0.5 UJ	0.5 U	N/A	0.5 UJ	0.5 U

Notes:

NS = no standard

Bold = detected compound above the MDL

N/A = Not Analyzed

Table 3-7 FWGWMP October 2007 Pesticides and PCBs Analytical Results

Station ID				BKGmw-015	BKGmw-016	BKGmw-017	BKGmw-018	BKGmw-019	BKGmw-020	BKGmw-021
Sample ID		MCL	Region 9 PRG	FWGBKGMW-015C-0516-GW	FWGBKGMW-016C-0517-GW	FWGBKGMW-017C-0518-GW	FWGBKGMW-018C-0519-GW	FWGBKGMW-019C-0520-GW	FWGBKGMW-020C-0521-GW	FWGBKGMW-021C-0522-GW
Date Collected				10/10-11/2007	10/10/2007	10/10/2007	10/11/2007	10/11/2007	10/11/2007	10/11/2007
Sample Type				Grab	Grab	Grab	Grab	Grab	Grab	Grab
Analyte	Units									
4,4'-DDD	µg/L	NS	0.28	0.03 UJ	0.03 UJ	0.03 UJ	0.03 UJ	0.03 UJ	0.03 UJ	0.03 UJ
4,4'-DDE	µg/L	NS	0.2	0.03 U	0.03 U	0.03 U	0.03 U	0.03 UJ	0.03 U	0.03 UJ
4,4'-DDT	µg/L	NS	0.2	0.03 U	0.03 U	0.03 U	0.03 U	0.03 UJ	0.03 U	0.03 UJ
Aldrin	µg/L	NS	0.003	0.03 U	0.03 U	0.03 U	0.03 U	0.03 UJ	0.03 U	0.03 UJ
alpha-BHC	µg/L	NS	0.011	0.03 U	0.03 U	0.03 U	0.03 U	0.03 UJ	0.03 U	0.03 UJ
alpha-Chordane	µg/L	NS	NS	0.03 U	0.03 U	0.03 U	0.03 U	0.03 UJ	0.03 U	0.03 UJ
beta-BHC	µg/L	NS	0.032	0.03 U	**0.0093 J**	0.03 U	0.03 U	**0.0073 J**	**0.013 J**	0.03 UJ
delta-BHC	µg/L	NS	NS	0.03 U	0.03 U	0.03 U	0.03 U	0.03 UJ	0.03 U	0.03 UJ
Dieldrin	µg/L	NS	0.0023	0.03 U	0.03 U	0.03 U	0.03 U	0.03 UJ	0.03 U	0.03 UJ
Endosulfan I	µg/L	NS	0.022	0.025 UJ	0.025 UJ	0.025 UJ	0.025 UJ	0.025 UJ	0.025 UJ	0.025 UJ
Endosulfan II	µg/L	NS	0.022	0.025 U	0.025 U	0.025 U	0.025 U	0.025 UJ	0.025 U	0.025 UJ
Endosulfan sulfate	µg/L	NS	NS	0.03 U	0.03 U	0.03 U	0.03 U	0.03 UJ	0.03 U	0.03 UJ
Endrin	µg/L	2	11	0.03 U	0.03 U	0.03 U	0.03 U	0.03 UJ	0.03 U	0.03 UJ
Endrin aldehyde	µg/L	NS	11	0.03 U	0.03 U	0.03 U	0.03 U	0.03 UJ	0.03 U	0.03 UJ
Endrin ketone	µg/L	NS	NS	0.03 U	0.03 U	0.03 U	0.03 U	0.03 UJ	0.03 U	0.03 UJ
Gamma-BHC	µg/L	0.2	0.052	0.03 U	0.03 U	0.03 U	0.03 U	0.03 UJ	0.03 U	0.03 UJ
gamma-Chlordane	µg/L	NS	NS	0.03 U	0.03 U	0.03 U	0.03 U	0.03 UJ	0.03 U	0.03 UJ
Heptachlor	µg/L	0.4	0.015	0.03 U	0.03 U	0.03 U	0.03 U	0.03 UJ	0.03 U	0.03 UJ
Heptachlor epoxide	µg/L	0.2	0.0074	0.03 U	0.03 U	0.03 U	0.03 U	0.03 UJ	0.03 U	0.03 UJ
Methoxychlor	µg/L	40	180	0.1 U	0.1 U	0.1 U	0.1 U	0.1 UJ	0.1 U	0.1 UJ
Toxaphene	µg/L	3	0.061	2 U	2 U	2 U	2 U	2 UJ	2 U	2 UJ
PCB- 1016	µg/L	0.5	0.034	0.5 U	0.5 U	0.5 U	0.5 U	0.5 UJ	0.5 U	0.5 UJ
PCB- 1221	µg/L	0.5	0.034	0.5 U	0.5 U	0.5 U	0.5 U	0.5 UJ	0.5 U	0.5 UJ
PCB- 1232	µg/L	0.5	0.034	0.5 U	0.5 U	0.5 U	0.5 U	0.5 UJ	0.5 U	0.5 UJ
PCB- 1242	µg/L	0.5	0.034	0.5 U	0.5 U	0.5 U	0.5 U	0.5 UJ	0.5 U	0.5 UJ
PCB- 1248	µg/L	0.5	0.034	0.5 U	0.5 U	0.5 U	0.5 U	0.5 UJ	0.5 U	0.5 UJ
PCB- 1254	µg/L	0.5	0.034	0.5 U	0.5 U	0.5 U	0.5 U	0.5 UJ	0.5 U	0.5 UJ
PCB- 1260	µg/L	0.5	0.034	0.5 U	0.5 U	0.5 U	0.5 U	0.5 UJ	0.5 U	0.5 UJ

Notes:

NS = no standard

Bold = detected compound above the MDL

N/A = Not Analyzed

Table 3-7 FWGWMP October 2007 Pesticides and PCBs Analytical Results

Station ID				CBPmw-006	CBPmw-007	DA2mw-107	DETmw-3	DETmw-4	LL11mw-002	LL11mw-007
Sample ID		MCL	Region 9 PRG	FWGCBPMW-006C-0523-GW	FWGCBPMW-007C-0524-GW	FWGDA2MW-DET1bR-0525-GW	FWGDETMW-DET3bR-0526-GW	FWGDETMW-DET4bR-0527-GW	FWGLL11MW-002C-0528-GW	FWGLL11MW-007C-0529-GW
Date Collected				10/9/2007	10/9/2007	10/10/2007	10/10/2007	10/10/2007	10/8/2007	10/7-8/2007
Sample Type				Grab	Grab	Grab	Grab	Grab	Grab	Grab
Analyte	Units									
4,4'-DDD	µg/L	NS	0.28	0.03 UJ	0.03 UJ	0.03 UJ	0.03 UJ	0.03 UJ	0.03 UJ	0.03 U
4,4'-DDE	µg/L	NS	0.2	0.03 UJ	0.03 U	0.03 U	0.03 U	0.03 U	0.03 UJ	0.03 U
4,4'-DDT	µg/L	NS	0.2	0.03 UJ	0.03 U	0.03 U	0.03 U	0.03 U	0.03 UJ	0.03 U
Aldrin	µg/L	NS	0.003	0.03 UJ	0.03 U	0.03 U	0.03 U	0.03 U	0.03 UJ	0.03 U
alpha-BHC	µg/L	NS	0.011	0.03 UJ	0.03 U	0.03 U	0.03 U	0.03 U	0.03 UJ	0.03 U
alpha-Chordane	µg/L	NS	NS	0.03 UJ	0.03 U	0.03 U	0.03 U	0.03 U	0.03 UJ	**0.015 J**
beta-BHC	µg/L	NS	0.032	0.03 UJ	0.03 U	0.03 U	0.03 U	**0.017 J**	0.03 UJ	0.03 U
delta-BHC	µg/L	NS	NS	0.03 UJ	0.03 U	0.03 U	0.03 U	0.03 U	0.03 UJ	0.03 U
Dieldrin	µg/L	NS	0.0023	0.03 UJ	0.03 U	0.03 U	0.03 U	0.03 U	0.03 UJ	0.03 U
Endosulfan I	µg/L	NS	0.022	0.025 UJ	0.025 UJ	0.025 UJ	0.025 UJ	0.025 UJ	0.025 UJ	0.025 U
Endosulfan II	µg/L	NS	0.022	0.025 UJ	0.025 U	0.025 U	0.025 U	0.025 U	0.025 UJ	0.025 U
Endosulfan sulfate	µg/L	NS	NS	0.03 UJ	0.03 U	0.03 U	0.03 U	0.03 U	0.03 UJ	0.03 U
Endrin	µg/L	2	11	0.03 UJ	0.03 U	0.03 U	0.03 U	0.03 U	0.03 UJ	0.03 U
Endrin aldehyde	µg/L	NS	11	0.03 UJ	0.03 U	0.03 U	0.03 U	0.03 U	0.03 UJ	0.03 U
Endrin ketone	µg/L	NS	NS	0.03 UJ	0.03 U	0.03 U	0.03 U	0.03 U	0.03 UJ	0.03 U
Gamma-BHC	µg/L	0.2	0.052	0.03 UJ	0.03 U	0.03 U	0.03 U	0.03 U	0.03 UJ	0.03 U
gamma-Chlordane	µg/L	NS	NS	0.03 UJ	0.03 U	0.03 U	0.03 U	0.03 U	0.03 UJ	0.03 U
Heptachlor	µg/L	0.4	0.015	0.03 UJ	0.03 U	0.03 U	0.03 U	0.03 U	0.03 UJ	0.03 U
Heptachlor epoxide	µg/L	0.2	0.0074	0.03 UJ	0.03 U	0.03 U	0.03 U	0.03 U	0.03 UJ	0.03 U
Methoxychlor	µg/L	40	180	0.1 UJ	0.1 U	0.1 U	0.1 U	0.1 U	0.1 UJ	0.1 U
Toxaphene	µg/L	3	0.061	2 UJ	2 U	2 U	2 U	2 U	2 UJ	2 U
PCB- 1016	µg/L	0.5	0.034	0.5 UJ	0.5 U	0.5 U	0.5 U	0.5 U	0.5 UJ	0.5 UJ
PCB- 1221	µg/L	0.5	0.034	0.5 UJ	0.5 U	0.5 U	0.5 U	0.5 U	0.5 UJ	0.5 UJ
PCB- 1232	µg/L	0.5	0.034	0.5 UJ	0.5 U	0.5 U	0.5 U	0.5 U	0.5 UJ	0.5 UJ
PCB- 1242	µg/L	0.5	0.034	0.5 UJ	0.5 U	0.5 U	0.5 U	0.5 U	0.5 UJ	0.5 UJ
PCB- 1248	µg/L	0.5	0.034	0.5 UJ	0.5 U	0.5 U	0.5 U	0.5 U	0.5 UJ	0.5 UJ
PCB- 1254	µg/L	0.5	0.034	0.5 UJ	0.5 U	0.5 U	0.5 U	0.5 U	0.5 UJ	0.5 UJ
PCB- 1260	µg/L	0.5	0.034	0.5 UJ	0.5 U	0.5 U	0.5 U	0.5 U	0.5 UJ	0.5 UJ

Notes:

NS = no standard

Bold = detected compound above the MDL

N/A = Not Analyzed

Table 3-7 FWGWMP October 2007 Pesticides and PCBs Analytical Results

Station ID				LL12mw-153	LL12mw-182	LL12mw-183	LL12mw-186	LL1mw-078	LL1mw-080	LL1mw-083
Sample ID		MCL	Region 9 PRG	FWGLL12MW-153C-0530-GW	FWGLL12MW-182C-0531-GW	FWGLL12MW-183C-0532-GW	FWGLL12MW-186C-0533-GW	FWGLL1mw-078C-05354-GW	FWGLL1mw-080C-0436-GW	FWGLL1mw-083C-0537-GW
Date Collected				10/9/2007	10/9/2007	10/9/2007	10/10/2007	10/8/2007	10/8/2007	10/8/2007
Sample Type				Grab	Grab	Grab	Grab	Grab	Grab	Grab
Analyte	Units									
4,4'-DDD	µg/L	NS	0.28	0.03 UJ	0.03 UJ	0.03 UJ	0.03 UJ	0.03 U	0.03 UJ	0.6 U
4,4'-DDE	µg/L	NS	0.2	0.03 U	0.03 UJ	0.03 U	0.03 UJ	0.03 U	0.03 U	0.6 U
4,4'-DDT	µg/L	NS	0.2	0.03 U	0.03 UJ	0.03 U	0.03 UJ	0.03 U	0.03 U	0.6 U
Aldrin	µg/L	NS	0.003	0.03 U	0.03 UJ	0.03 U	0.03 UJ	0.03 U	0.03 U	0.6 U
alpha-BHC	µg/L	NS	0.011	0.03 U	0.03 UJ	0.03 U	0.03 UJ	0.03 U	0.03 U	0.6 U
alpha-Chordane	µg/L	NS	NS	0.03 U	0.03 UJ	0.03 U	0.03 UJ	0.03 U	0.03 U	0.6 U
beta-BHC	µg/L	NS	0.032	**0.01 J**	**0.019 J**	0.03 U	**0.014 J**	0.03 U	0.022 J	0.6 U
delta-BHC	µg/L	NS	NS	0.03 U	0.03 UJ	0.03 U	0.03 UJ	0.03 U	0.03 U	0.6 U
Dieldrin	µg/L	NS	0.0023	0.03 U	0.03 UJ	0.03 U	0.03 UJ	0.03 U	0.03 U	0.6 U
Endosulfan I	µg/L	NS	0.022	0.025 UJ	0.025 UJ	0.025 UJ	0.025 UJ	0.025 U	0.025 UJ	0.5 U
Endosulfan II	µg/L	NS	0.022	0.025 U	0.025 UJ	0.025 U	0.025 UJ	0.025 U	0.025 U	0.5 U
Endosulfan sulfate	µg/L	NS	NS	0.03 U	0.03 UJ	0.03 U	0.03 UJ	0.03 U	0.03 U	0.6 U
Endrin	µg/L	2	11	0.03 U	0.03 UJ	0.03 U	0.03 UJ	0.03 U	0.03 U	0.6 U
Endrin aldehyde	µg/L	NS	11	0.03 U	0.03 UJ	0.03 U	0.03 UJ	0.03 U	0.03 U	0.6 U
Endrin ketone	µg/L	NS	NS	0.03 U	0.03 UJ	0.03 U	0.03 UJ	0.03 U	0.03 U	0.6 U
Gamma-BHC	µg/L	0.2	0.052	0.03 U	0.03 UJ	0.03 U	0.03 UJ	0.03 U	0.03 U	0.6 U
gamma-Chlordane	µg/L	NS	NS	0.03 U	0.03 UJ	0.03 U	0.03 UJ	0.03 U	0.03 U	0.6 U
Heptachlor	µg/L	0.4	0.015	0.03 U	0.03 UJ	0.03 U	0.03 UJ	0.03 U	0.03 U	0.6 U
Heptachlor epoxide	µg/L	0.2	0.0074	0.03 U	0.03 UJ	0.03 U	0.03 UJ	0.03 U	0.03 U	0.6 U
Methoxychlor	µg/L	40	180	0.1 U	**0.01 J**	0.1 U	0.1 UJ	0.1 U	0.1 U	2 U
Toxaphene	µg/L	3	0.061	2 U	2 UJ	2 U	2 UJ	2 U	2 U	40 U
PCB- 1016	µg/L	0.5	0.034	0.5 U	0.5 UJ	0.5 U	0.5 UJ	0.5 UJ	0.5 U	0.5 U
PCB- 1221	µg/L	0.5	0.034	0.5 U	0.5 UJ	0.5 U	0.5 UJ	0.5 UJ	0.5 U	0.5 U
PCB- 1232	µg/L	0.5	0.034	0.5 U	0.5 UJ	0.5 U	0.5 UJ	0.5 UJ	0.5 U	0.5 U
PCB- 1242	µg/L	0.5	0.034	0.5 U	0.5 UJ	0.5 U	0.5 UJ	0.5 UJ	0.5 U	0.5 U
PCB- 1248	µg/L	0.5	0.034	0.5 U	0.5 UJ	0.5 U	0.5 UJ	0.5 UJ	0.5 U	0.5 U
PCB- 1254	µg/L	0.5	0.034	0.5 U	0.5 UJ	0.5 U	0.5 UJ	0.5 UJ	0.5 U	0.5 U
PCB- 1260	µg/L	0.5	0.034	0.5 U	0.5 UJ	0.5 U	0.5 UJ	0.5 UJ	0.5 U	0.5 U

Notes:

NS = no standard

Bold = detected compound above the MDL

N/A = Not Analyzed

Table 3-7 FWGWMP October 2007 Pesticides and PCBs Analytical Results

Station ID				LL2mw-059	LL2mw-262	LL2mw-263	LL3mw-238	LL3mw-242	LL4mw-198	LL4mw-199
Sample ID		MCL	Region 9 PRG	FWGLL2mw-059C-0538-GW	FWGLL2mw-262C-0539-GW	FWGLL2mw-263C-0540-GW	FWGLL3mw-238C-0541-GW	FWGLL3MW-242C-0542-GW	FWGLL4MW-198C-0543-GW	FWGLL4MW-199C-0544-GW
Date Collected				10/8/2007	10/8/2007	10/8/2007	10/8/2007	10/8/2007	10/9/2007	10/9/2007
Sample Type				Grab	Grab	Grab	Grab	Grab	Grab	Grab
Analyte	Units									
4,4'-DDD	µg/L	NS	0.28	0.03 U	0.03 U	0.03 U	1.5 U	0.03 U	0.03 UJ	0.03 UJ
4,4'-DDE	µg/L	NS	0.2	0.03 U	0.03 U	0.03 U	1.5 U	0.03 U	0.03 UJ	0.03 UJ
4,4'-DDT	µg/L	NS	0.2	0.03 U	0.03 U	0.03 U	1.5 U	0.03 U	0.03 UJ	0.03 UJ
Aldrin	µg/L	NS	0.003	0.03 U	0.03 U	0.03 U	1.5 U	0.03 U	0.03 UJ	0.03 UJ
alpha-BHC	µg/L	NS	0.011	0.03 U	0.03 U	0.03 U	1.5 U	0.03 U	0.03 UJ	0.03 UJ
alpha-Chordane	µg/L	NS	NS	0.03 U	0.03 U	0.03 U	1.5 U	**0.012 J**	0.03 UJ	0.03 UJ
beta-BHC	µg/L	NS	0.032	**0.021 J**	**0.011 J**	**0.007 J**	1.5 U	0.03 U	0.03 UJ	**0.02 J**
delta-BHC	µg/L	NS	NS	0.03 U	0.03 U	0.03 U	1.5 U	0.03 U	0.03 UJ	0.03 UJ
Dieldrin	µg/L	NS	0.0023	0.03 U	0.03 U	0.03 U	1.5 U	0.03 U	0.03 UJ	0.03 UJ
Endosulfan I	µg/L	NS	0.022	0.025 U	0.025 U	0.025 U	1.2 U	0.025 U	0.025 UJ	0.025 UJ
Endosulfan II	µg/L	NS	0.022	0.025 U	0.025 U	0.025 U	1.2 U	0.025 U	0.025 UJ	0.025 UJ
Endosulfan sulfate	µg/L	NS	NS	0.03 U	0.03 U	0.03 U	1.5 U	0.03 U	0.03 UJ	0.03 UJ
Endrin	µg/L	2	11	0.03 U	0.03 U	0.03 U	1.5 U	0.03 U	0.03 UJ	0.03 UJ
Endrin aldehyde	µg/L	NS	11	0.03 U	0.03 U	0.03 U	1.5 U	0.03 U	0.03 UJ	0.03 UJ
Endrin ketone	µg/L	NS	NS	0.03 U	0.03 U	0.03 U	1.5 U	0.03 U	0.03 UJ	0.03 UJ
Gamma-BHC	µg/L	0.2	0.052	0.03 U	0.03 U	0.03 U	1.5 U	0.03 U	0.03 UJ	0.03 UJ
gamma-Chlordane	µg/L	NS	NS	0.03 U	0.03 U	0.03 U	1.5 U	0.03 U	0.03 UJ	0.03 UJ
Heptachlor	µg/L	0.4	0.015	0.03 U	0.03 U	0.03 U	1.5 U	0.03 U	0.03 UJ	0.03 UJ
Heptachlor epoxide	µg/L	0.2	0.0074	0.03 U	0.03 U	0.03 U	1.5 U	0.03 U	0.03 UJ	0.03 UJ
Methoxychlor	µg/L	40	180	0.1 U	0.1 U	0.1 U	5 U	0.1 U	0.1 UJ	0.1 UJ
Toxaphene	µg/L	3	0.061	2 U	2 U	2 U	100 U	2 U	2 UJ	2 UJ
PCB- 1016	µg/L	0.5	0.034	0.5 U	0.5 U	0.5 UJ	0.5 UJ	0.5 U	0.5 UJ	0.5 U
PCB- 1221	µg/L	0.5	0.034	0.5 U	0.5 U	0.5 UJ	0.5 UJ	0.5 U	0.5 UJ	0.5 U
PCB- 1232	µg/L	0.5	0.034	0.5 U	0.5 U	0.5 UJ	0.5 UJ	0.5 U	0.5 UJ	0.5 U
PCB- 1242	µg/L	0.5	0.034	0.5 U	0.5 U	0.5 UJ	0.5 UJ	0.5 U	0.5 UJ	0.5 U
PCB- 1248	µg/L	0.5	0.034	0.5 U	0.5 U	0.5 UJ	0.5 UJ	0.5 U	0.5 UJ	0.5 U
PCB- 1254	µg/L	0.5	0.034	0.5 U	0.5 U	0.5 UJ	0.5 UJ	0.5 U	0.5 UJ	0.5 U
PCB- 1260	µg/L	0.5	0.034	0.5 U	0.5 U	0.5 UJ	0.5 UJ	0.5 U	0.5 UJ	0.5 U

Notes:

NS = no standard

Bold = detected compound above the MDL

N/A = Not Analyzed

Table 3-7 FWGWMP October 2007 Pesticides and PCBs Analytical Results

Station ID				RQLmw-007	RQLmw-008	RQLmw-009	WBGmw-006	WBGmw-007	WBGmw-009
Sample ID		MCL	Region 9 PRG	FWGRQLMW-007C-0545-GW	FWGRQLMW-008C-0546-GW	FWGRQLMW-009C-0547-GW	FWGWBGMW-006C-0548-GW	FWGWBGMW-007C-0549-GW	FWGWBGMW-009C-0550-GW
Date Collected				10/9/2007	10/9/2007	10/9/2007	10/10/2007	10/10/2007	10/10/2007
Sample Type				Grab	Grab	Grab	Grab	Grab	Grab
Analyte	Units								
4,4'-DDD	µg/L	NS	0.28	0.03 UJ	0.03 UJ	0.03 UJ	0.03 UJ	0.03 UJ	0.03 UJ
4,4'-DDE	µg/L	NS	0.2	0.03 UJ	0.03 UJ	0.03 U	0.03 U	0.03 U	0.03 U
4,4'-DDT	µg/L	NS	0.2	0.03 UJ	0.03 UJ	0.03 U	0.03 U	0.03 U	0.03 U
Aldrin	µg/L	NS	0.003	0.03 UJ	0.03 UJ	0.03 U	0.03 U	0.03 U	0.03 U
alpha-BHC	µg/L	NS	0.011	0.03 UJ	0.03 UJ	0.03 U	0.03 U	0.03 U	0.03 U
alpha-Chordane	µg/L	NS	NS	0.03 UJ	0.03 UJ	0.03 U	0.03 U	0.03 U	0.03 U
beta-BHC	µg/L	NS	0.032	**0.0098 J**	**0.035 J**	**0.0092 J**	0.03 U	0.03 U	0.03 U
delta-BHC	µg/L	NS	NS	0.03 UJ	0.03 UJ	0.03 U	0.03 U	0.03 U	0.03 U
Dieldrin	µg/L	NS	0.0023	0.03 UJ	0.03 UJ	0.03 U	0.03 U	0.03 U	0.03 U
Endosulfan I	µg/L	NS	0.022	0.025 UJ	0.025 UJ	0.025 UJ	0.025 UJ	0.025 UJ	0.025 UJ
Endosulfan II	µg/L	NS	0.022	0.025 UJ	0.025 UJ	0.025 U	0.025 U	0.025 U	0.025 U
Endosulfan sulfate	µg/L	NS	NS	0.03 UJ	0.03 UJ	0.03 U	0.03 U	0.03 U	0.03 U
Endrin	µg/L	2	11	0.03 UJ	0.03 UJ	0.03 U	0.03 U	0.03 U	0.03 U
Endrin aldehyde	µg/L	NS	11	0.03 UJ	0.03 UJ	0.03 U	0.03 U	0.03 U	0.03 U
Endrin ketone	µg/L	NS	NS	0.03 UJ	0.03 UJ	0.03 U	0.03 U	0.03 U	0.03 U
Gamma-BHC	µg/L	0.2	0.052	0.03 UJ	0.03 UJ	0.03 U	0.03 U	0.03 U	0.03 U
gamma-Chlordane	µg/L	NS	NS	0.03 UJ	0.03 UJ	0.03 U	0.03 U	0.03 U	0.03 U
Heptachlor	µg/L	0.4	0.015	0.03 UJ	0.03 UJ	0.03 U	0.03 U	0.03 U	0.03 U
Heptachlor epoxide	µg/L	0.2	0.0074	0.03 UJ	0.03 UJ	0.03 U	0.03 U	0.03 U	0.03 U
Methoxychlor	µg/L	40	180	0.1 UJ	**0.055 J**	0.1 U	0.1 U	0.1 U	0.1 U
Toxaphene	µg/L	3	0.061	2 UJ	**0.64 J**	2 U	2 U	2 U	2 U
PCB- 1016	µg/L	0.5	0.034	0.5 UJ	0.5 UJ	0.5 UJ	0.5 U	0.5 U	0.5 U
PCB- 1221	µg/L	0.5	0.034	0.5 UJ	0.5 UJ	0.5 UJ	0.5 U	0.5 U	0.5 U
PCB- 1232	µg/L	0.5	0.034	0.5 UJ	0.5 UJ	0.5 UJ	0.5 U	0.5 U	0.5 U
PCB- 1242	µg/L	0.5	0.034	0.5 UJ	0.5 UJ	0.5 UJ	0.5 U	0.5 U	0.5 U
PCB- 1248	µg/L	0.5	0.034	0.5 UJ	0.5 UJ	0.5 UJ	0.5 U	0.5 U	0.5 U
PCB- 1254	µg/L	0.5	0.034	0.5 UJ	0.5 UJ	0.5 UJ	0.5 U	0.5 U	0.5 U
PCB- 1260	µg/L	0.5	0.034	0.5 UJ	0.5 UJ	0.5 UJ	0.5 U	0.5 U	0.5 U

Notes:

NS = no standard

Bold = detected compound above the MDL

N/A = Not Analyzed

Table 3-7 FWGWMP October 2007 Pesticide and PCBs Analytical Results

Data Qualifiers

Data qualifier flags are used in an effort to describe the quality of each piece of data for each constituent. These flags are letter codes appended to the numerical data. The following data qualifiers are specified in the USACE Louisville Chemistry Guidelines (LCG). For a complete explanation of qualifiers used for each constituent please refer to the Data Verification Summaries in Appendix B.

U- The analyte was analyzed for but not detected. The numerical value preceding the U is the associated reporting limit.

J- The identification of the analyte is acceptable, but the quality assurance criteria indicate that the quantitative values may be outside the normal expected range of precision (i.e., the quantitative value is estimated). Examples include:

- Results detected above the laboratory MDL but less than the laboratory reporting limit.
- MS/MSD percent recoveries outside the acceptance criteria.
- Laboratory control sample (LCS) percent recoveries outside acceptance criteria.

R- Data are considered to be rejected and shall not be used. This flag denotes the failure of quality control criteria such that it cannot be determined if the analyte is present or absent from the sample [e.g., the method reporting limit (MRL) verification standard was below quality control guidelines; associated sample results that were non-detect are unusable].

UJ- This flag is a combination of the U and J qualifiers which indicate that the analyte is not present. The reported value is considered to be an estimated reporting limit (RL).

B- The B flag is used for both organic and inorganic analyses when the analyte is found in the method blank or any of the field blanks. This designation overrides the Contract Laboratory Program (CLP) “B” designation when used by the laboratory as an estimated value for inorganics.

Table 3-8 FWGWMP October 2007 Perchlorate Analytical Results

Station ID	Sample ID	Date Collected	Perchlorate ug/L
BKGmw-004	FWGBKGmw-004C-0509-GF	10/11/2007	**0.12 J**
BKGmw-005	FWGBKGmw-005C-0510-GF	10/11/2007	**0.013 J**
BKGmw-006	FWGBKGmw-006C-0511-GF	10/11/2007	**0.02 J**
BKGmw-008	FWGBKGmw-008C-0512-GF	10/10/2007	**0.028 J**
BKGmw-010	FWGBKGmw-010C-0513-GF	N/A	N/A
BKGmw-012	FWGBKGmw-012C-0514-GF	10/10/2007	0.1 U
BKGmw-013	FWGBKGmw-013C-0515-GF	10/10/2007	0.1 U
BKGmw-015	FWGBKGmw-015C-0516-GF	10/10-11/2007	0.1 U
BKGmw-016	FWGBKGmw-016C-0517-GF	10/10/2007	**0.057 J**
BKGmw-017	FWGBKGmw-017C-0518-GF	10/10/2007	0.1 U
BKGmw-018	FWGBKGmw-018C-0519-GF	10/11/2007	**0.023 J**
BKGmw-019	FWGBKGmw-019C-0520-GF	10/11/2007	0.1 U
BKGmw-020	FWGBKGmw-020C-0521-GF	10/11/2007	0.1 U
BKGmw-021	FWGBKGmw-021C-0522-GF	10/11/2007	**0.078 J**
CBPmw-006	FWGCBPmw-006C-0523-GF	10/9/2007	**0.13**
CBPmw-007	FWGCBPmw-007C-0524-GF	10/9/2007	0.1 U
DA2mw-107	FWGDA2mw-DET1bR-0525-GF	10/10/2007	0.1 U
DETmw-3	FWGDETmw-3bR-0526-GF	10/10/2007	0.1 U
DETmw-4	FWGDETmw-4bR-0527-GF	10/10/2007	0.1 U
LL11mw-002	FWGLL11mw-002C-0528-GF	10/8-9/2007	**0.0094 J**
LL11mw-007	FWGLL11mw-007C-0529-GF	10/8/2007	**0.2**
LL12mw-153	FWGLL12mw-153C-0530-GF	10/9/2007	0.1 U
LL12mw-182	FWGLL12mw-182C-0531-GF	10/9/2007	0.1 U
LL12mw-183	FWGLL12mw-183C-0532-GF	10/9/2007	0.1 U
LL12mw-186	FWGLL12mw-186C-0533-GF	10/10/2007	0.1 U
LL12mw-187	FWGLL12mw-187C-0534-GF	10/10/2007	**0.025 J**
LL1mw-078	FWGLL1mw-078C-0535-GF	10/8/2007	**0.068 J**
LL1mw-080	FWGLL1mw-080C-0536-GF	10/8/2007	**0.012 J**
LL1mw-083	FWGLL1mw-083C-0537-GF	10/8/2007	**0.025 J**
LL2mw-059	FWGLL2mw-059C-0538-GF	10/8/2007	**0.012 J**
LL2mw-262	FWGLL2mw-262C-0539-GF	10/8/2007	**0.061 J**
LL2mw-263	FWGLL2mw-263C-0540-GF	10/8/2007	0.1 U
LL3mw-238	FWGLL3mw-238C-0541-GF	10/8/2007	**0.15**
LL3mw-242	FWGLL3mw-242C-0542-GF	10/8/2007	**0.0099 J**
LL4mw-198	FWGLL4mw-198C-0543-GF	10/9/2007	0.1 U
LL4mw-199	FWGLL4mw-199C-0544-GF	10/9/2007	0.1 U
RQLmw-007	FWGRQLmw-007C-0545-GF	10/9/2007	0.1 U
RQLmw-008	FWGRQLmw-008C-0546-GF	10/9/2007	0.1 U
RQLmw-009	FWGRQLmw-009C-0547-GF	10/9/2007	0.1 U
WBGmw-006	FWGWBGmw-006C-0548-GF	10/10/2007	**0.032 J**
WBGmw-007	FWGWBGmw-007C-0549-GF	10/10/2007	0.1 U
WBGmw-009	FWGWBGmw-009C-0550-GF	10/10/2007	0.1 U

Notes:

All samples were coolected as a grab sample.

Region 9 PRG for Perchlorate is 3.6 µg/L.

On February 18, 2005, the USEPA established a Drinking Water Equivalent Level (DWEL) for perchlorate which is set at 24.5 µg/L.

Bold = detected compound above the MDL

N/A = Not Analyzed

Table 3-8 FWGWMP October 2007 Perchlorate Results

Data Qualifiers

Data qualifier flags are used in an effort to describe the quality of each piece of data for each constituent. These flags are letter codes appended to the numerical data. The following data qualifiers are specified in the USACE Louisville Chemistry Guidelines (LCG). For a complete explanation of qualifiers used for each constituent please refer to the Data Verification Summaries in Appendix B.

U- The analyte was analyzed for but not detected. The numerical value preceding the U is the associated reporting limit.

J- The identification of the analyte is acceptable, but the quality assurance criteria indicate that the quantitative values may be outside the normal expected range of precision (i.e., the quantitative value is estimated). Examples include:
- Results detected above the laboratory MDL but less than the laboratory reporting limit.
- MS/MSD percent recoveries outside the acceptance criteria.
- Laboratory control sample (LCS) percent recoveries outside acceptance criteria.

R- Data are considered to be rejected and shall not be used. This flag denotes the failure of quality control criteria such that it cannot be determined if the analyte is present or absent from the sample [e.g., the method reporting limit (MRL) verification standard was below quality control guidelines; associated sample results that were non-detect are unusable].

UJ- This flag is a combination of the U and J qualifiers which indicate that the analyte is not present. The reported value is considered to be an estimated reporting limit (RL).

B- The B flag is used for both organic and inorganic analyses when the analyte is found in the method blank or any of the field blanks. This designation overrides the Contract Laboratory Program (CLP) “B” designation when used by the laboratory as an estimated value for inorganics.

3.3 Data Verification/Validation

As discussed in Sections 2.3 and 3.2, all chemical data was generated by TestAmerica and RTI (EQM does not however verify RTI data). A three step process is then conducted which involves the lab, the ADR data program, and a data validator performing the data verification and validation of the data. The First Step is where each lab analyzes the data and assigns a qualifier as necessary in full accordance with USEPA and Louisville Chemistry (LCG) guidelines.

The data verification and validation process is continued with Step Two; when the data validator verifies all data received from TestAmerica, and validates greater than 10% of the data by running the lab data through the ADR program. The USACE-supplied ADR program assigned qualifiers to the data as necessary consistent with the programmed criteria of the ADR software. The Third step is when the data validator then uses professional judgment to check the validity of the qualified data and either accepts, rejects, or re-qualifies the ADR results following strict LCG and USEPA guidelines.

After this three-step process has been completed, the resulting final ADR qualifiers may not match the original lab qualifiers which are presented on the laboratory data sheets. As a result of the data validation process, one or more of four possibilities listed occurs:

1. The lab assigns a B, J, or E to the data, and ADR and/or the data validator changes the qualifier to a J, UJ, U, B, or R.
2. The lab assigns no qualifier to the data, and ADR and/or the data validator assigns a J, UJ, U, B, or R to the data.
3. The lab assigns a B, J, or E to the data, and ADR and/or the data validator assigns no qualifier to the data.
4. The lab may assign a J qualifier or use no qualifier, and ADR and/or the data validator accepts the lab designation.

For the October 2007 Sampling Event Report, the laboratory data with laboratory derived qualifiers following USEPA and LGC criteria are presented in Appendix C. The verification reports for the data are also presented in Appendix C, which includes the definitions of the ADR qualifiers. The data presented in Tables 3-2, 3-3, 3-5, 3-6, 3-7, and 3-8 are the result of the data that has been subjected to the Three Step Process of verification and validation. These Tables display the final assigned data qualifier in accordance with ADR and LCG criteria.

Data qualifier flags are used in an effort to describe the quality of each piece of data for each constituent. These flags are letter codes appended to the numerical data. The following data qualifiers are specified in the USACE Louisville Chemistry Guidelines (LCG). For a complete explanation of qualifiers used for each constituent please refer to the Data Verification Summaries in Appendix B.

- U - The analyte was analyzed for but not detected. The numerical value preceding the U is the associated reporting limit.

- J - The identification of the analyte is acceptable, but the quality assurance criteria indicate that the quantitative values may be outside the normal expected range of precision (i.e., the quantitative value is estimated). Examples include:
  - Results detected above the laboratory MDL but less than the laboratory reporting limit.
  - MS/MSD percent recoveries outside the acceptance criteria.
  - Laboratory control sample (LCS) percent recoveries outside acceptance criteria.

- R - Data are considered to be rejected and shall not be used. This flag denotes the failure of quality control criteria such that it cannot be determined if the analyte is present or absent from the sample [e.g., the method reporting limit (MRL) verification standard was below quality control guidelines; associated sample results that were non-detect are unusable].

- UJ - This flag is a combination of the U and J qualifiers which indicate that the analyte is not present. The reported value is considered to be an estimated reporting limit (RL).

- B - The B flag is used for both organic and inorganic analyses when the analyte is found in the method blank or any of the field blanks. This designation overrides the Contract Laboratory Program (CLP) "B" designation when used by the laboratory as an estimated value for inorganics.

Forty-two wells were sampled during a four-day sampling event from October 8, 2007 through October 9, 2007. During this event, twelve trip blanks were submitted for volatile analysis to TestAmerica.

Five field duplicates were collected on four separate days in order to assess the quality and consistency of sample collection. Project requirements of 10% field duplicates were met for this sampling event. In addition, five laboratory splits were collected and analyzed on four separate days of sampling in order to assess the quality and consistency of the laboratory analysis. The project requirements of taking 10% laboratory splits were met for this sampling event.

An equipment rinse blank was collected during each day of the sampling event.

For the October 2007 sampling event the following laboratory or field contamination at detections greater than ½ the method reporting limit (MRL) was reported for the field QA/QC samples (blank results that were greater than ½ the MRL resulted in qualification of the sample result):

<u>Samples from 10/8/07</u>
The method blank had di-n-butyl phthalate detected at 0.62 µg/L; RL was 1.0 µg/L and bis(2-ethylhexyl)phthalate detected at 5.0 µg/L; RL was 10 µg/L. All samples had bis(2—ethylhexyl)phalate qualified non-detect "B".

For a discussion of method blank contamination please reference the Data Verification Reports and the Laboratory Case Narrative.

Laboratory analyses were performed in analytical batches of ≤ 20 in order to maximize efficiency and group quality control requirements. Method blanks and laboratory control samples were analyzed at a frequency of 1:20 (5%) samples, or in each analytical batch whichever was greater. Sufficient volume was provided to the laboratory in order to assess matrix spike analysis on project samples at a frequency of 1:10 (10%) samples. Matrix spike/matrix spike duplicate analysis was performed by the laboratory as batch quality control at a frequency of 1:10 (10%).

Field quality control and laboratory quality control results were evaluated as part of the verification assessment provided in Appendix C. Project requirements were met for the frequency and quality of these samples.

Table 3-9 presents the percent, by analytical method, of data that was acceptable (based on data not rejected) for use. Data was rejected during this sampling and analysis event for a variety of reasons including LCS failures, surrogate failures,(less than 10%), MRL check failures and CCV failures as described in Appendix C . Under the requirements of the LCG this data is deemed unusable. This does not however have any negative affect on the usability of other parameters analyzed under the same method. Rejected data does call into question the interpretation of that particular data for a given monitoring event and it is important to correct any problems to prevent a reoccurrence for future sampling events. All methods met the 90% completion requirement with the exception of Method 9012A (cyanide). The low percent completeness was due to the data being rejected because of laboratory MRL check failure. For future analyses using this method the laboratory will check recoveries and reanalyze as necessary.

At the conclusion of data evaluation for samples from the July sampling event, a teleconference was held between EQM and selected personnel from the laboratory. Data issues uncovered during the data verification process were discussed with the laboratory during this call. Various steps will be implemented by both EQM and the laboratory to prevent reoccurrence of similar items for future sampling events.

All qualified data has been discussed in the Data Verification Reports contained in Appendix B.

All other data meets the requirements specified in the USACE Louisville Guidance Document and the QAPP associated with this site. All qualified data performed by the data validator is further discussed in the Data Verification Reports contained in Appendix C.

Table 3.9 Percent of Acceptable Data

Analytical Method	Total Number of Analytes	Number of Rejects	Percent Completeness
353.2	6	0	100
353.2 Modified	49	0	100
6010B	735	39	94.7
6020	343	0	100
6860	50	0	100
7470A	49	0	100
8081A	1,029	0	100
8082	343	0	100
8260B	2379	0	100
8270C	3234	112	96.5
8330	784	20	97.4
9012A	49	17	65.3
8330 Modified	49	0	100
TOTAL	**9099**	**188**	**97.9**

SECTION 4

REFERENCES

Portage Environmental, 2004. *RVAAP Facility-Wide Groundwater Monitoring Program Plan.*

SAIC, 2001. *RVAAP Facility-Wide Sampling and Analysis Plan/Quality Assurance Project Plan.*

SAIC, 2001b, *Phase II Remedial Investigation report for the Winklepeck Burning Grounds at Ravenna Army Ammunition Plant, Ravenna, Ohio.*

SAIC/REIMS, 2005. *Table of Reported Construction Depths from REIMS Information.*

SpecPro, Inc., 2005a. *Facility-Wide Groundwater Monitoring Program Report on the April 2005 Sampling Event, Ravenna Training and Logistics Site / Ravenna Army Ammunition Plant, Ravenna, Ohio.*

SpecPro, Inc., 2005b: *Facility-Wide Groundwater Monitoring Program, Report on the July 2005 Sampling Event, Ravenna Training and Logistics Site/Ravenna Army Ammunition Plant, Ravenna, Ohio*

SpecPro, Inc. 2006a, *Facility-Wide Groundwater Monitoring Program, Annual Report for 2005, Ravenna Training and Logistics Site/Ravenna Army Ammunition Plant, Ravenna, Ohio*

SpecPro, Inc. 2006b, *Facility-Wide Groundwater Monitoring Program, Report on the March 2006 Sampling Event, Ravenna Army Ammunition Plant, Ravenna, Ohio*

SpecPro, Inc. 2006c, *Facility-Wide Groundwater Monitoring Program, Report on the May 2006 Sampling Event, Ravenna Army Ammunition Plant, Ravenna, Ohio*

SpecPro, Inc. 2006d, (Draft) *Facility-Wide Groundwater Monitoring Program, Annual Report for 2006, Ravenna Army Ammunition Plant, Ravenna, Ohio*

SpecPro, Inc. 2007a, *Facility-Wide Groundwater Monitoring Program, Report on the July 2006 Sampling Event, Ravenna Army Ammunition Plant, Ravenna, Ohio*

SpecPro, Inc. 2007b, *Facility-Wide Groundwater Monitoring Program, Report on the October 2006 Sampling Event, Ravenna Army Ammunition Plant, Ravenna, Ohio*

SpecPro, Inc. 2007c, *Facility- Wide Groundwater Monitoring Program, Report on the January 2006 Sampling Event, Ravenna Army Ammunition Plant, Ravenna, Ohio.*

Environmental Quality Management, Inc. 2007d, *Facility- Wide Groundwater Monitoring Program, Report on the April 2007 Sampling Event, Ravenna Army Ammunition Plant, Ravenna, Ohio*.

Environmental Quality Management, Inc. 2007d, *Facility- Wide Groundwater Monitoring Program, Report on the July 2007 Sampling Event, Ravenna Army Ammunition Plant, Ravenna, Ohio*.

APPENDIX A

PERCHLORATE ANALYSIS ADDENDUM AND APPROVAL LETTER

OhioEPA

State of Ohio Environmental Protection Agency

Northeast District Office

2110 East Aurora Rd.
Twinsburg, Ohio 44087

TELE: (330) 963-1200 **FAX:** (330) 487-0769
www.epa.state.oh.us

Ted Strickland, Governor
Lee Fisher, Lieutenant Governor
Chris Korleski, Director

August 6, 2007

RE: RAVENNA ARMY AMMUNITION PLANT, PROTAGE/TRUMBULL COUNTIES, PERCHLORATE ANALYSIS ADDENDUM, DATED AUGUST 1, 2007

Mr. Irv Venger
Environmental Program Manager
Ravenna Army Ammunition Plant
8451 State Route 5
Ravenna, OH 44266

CERTIFIED MAIL

Dear Mr. Venger:

The Ohio Environmental Protection Agency (Ohio EPA) has received and reviewed the "Perchlorate Analysis Addendum" for the Facility-Wide Groundwater Monitoring Program at the Ravenna Army Ammunition Plant, Ravenna, Ohio. This document was received at Ohio EPA, Northeast District Office (NEDO), Division of Emergency and Remedial response (DERR) on August 2, 2007. The document was prepared for the U.S. Army Corps of Engineers (USACE) – Louisville District, by Environmental Quality Management, Inc., under contract no. W912QR-04-D-0036. The addendum states the perchlorate analysis is scheduled to begin for the October 2007 monitoring event and outlines the sampling and analysis protocol.

Ohio EPA concurs with the perchlorate addendum. Please forward a copy of the addendum to all other stakeholders, to ensure that their comments will be incorporated. If you have any questions, please call me at (330) 963-1207.

Sincerely,

Vicki Deppisch
Project Coordinator
Division of Emergency and Remedial Response

VD/kss

cc: Bonnie Buthker, Ohio EPA, DERR, SWDO
Eileen Mohr, Ohio EPA, NEDO, DERR
Katie Elgin, OHARNG RTLS
Maj. Ed Meade, OHARNG RTLS
Rick Hockett, USACE Louisville
John Jent, USACE Louisville
John Miller, EQM
Mark Krivansky, AEC
Glen Beckham, USACE Louisville

ec: Mike Eberle, Ohio EPA, NEDO, DERR
Todd Fisher, Ohio EPA, NEDO, DERR

PERCHLORATE ANALYSIS ADDENDUM
FACILITY-WIDE GROUNDWATER MONITORING PROGRAM
RAVENNA ARMY AMMUNITION PLANT
RAVENNA, OHIO
AUGUST 2007

During the October 2007 sampling event, the 36 Facility-wide Ground Water Monitoring Program (FWGWMP) wells and the five RCRA wells at ODA#2 and the Ramsdell Quarry Landfill will be sampled for perchlorate analysis. In addition, monitoring well LL-12mw-187 will be sampled for perchlorate and nitrate/nitrite during this sampling event (LL12mw-187 is not currently included in the FWGWMP).

The perchlorate sampling and analysis will be conducted in accordance with the most recent version of the DoD Perchlorate Handbook, with all appropriate QA/QC measures, including duplicates, splits, and MS/MSDs. Control limits for the LCS and MS/MSD will be 80-120%, with RPD criteria set at 15%. Groundwater samples will be collected into laboratory provided, unpreserved 125 ml polyethylene containers using the same low-flow purging technique specified in the FWGWMP utilizing dedicated tubing and submersible pumps which will be properly decontaminated between sample locations. An equipment rinsate blank will be collected daily to determine that decontamination procedures have been effective. All samples shall be filtered in the field at the time of collection using 0.2-µm PTFE membrane filters, with a 0.8-µm pre-filter, in order to remove potentially perchlorate-degrading microbes. Aliquots for perchlorate analysis will be collected after all other parameters have been sampled for. Adequate headspace (i.e. fill the 125 ml bottle approximately two-thirds full) will be maintained in each sample bottle in an effort to minimize the possibility of anaerobic conditions developing during sample shipment and/or storage. The analytical holding time for perchlorate is 28 days.

Samples will be transported on ice at 4 ± 2 ° C via STL-North Canton laboratory courier directly to their laboratory. STL-North Canton will then ship samples priority overnight, taking steps to maintain sample temperatures at 4 ± 2 ° C, to the STL-Denver laboratory for analysis by SW-846 Method 6860. STL-Denver maintains a NELAC accreditation and routinely performs work per the requirements of the DoD QSM. The laboratory reporting limits will be 0.1 µg/L.

The reporting requirements and deliverables for the perchlorate analysis will be the same as specified in the FWGWMP. The results of the perchlorate testing will be verified by qualified EQ personnel and included in the October 2007 Quarterly Sampling Report, and in the 2008 Annual Report.

APPENDIX B

FIELD LOG BOOK SHEETS
DAILY QC CONTROL REPORTS
TECHNICAL CHANGE ORDER

COMPREHENSIVE WATER LEVEL MEASUREMENTS

RVAAP FACILITY-WIDE GROUNDWATER MONITORING PROGRAM - OCTOBER 2007

Well Number	Location	Date	Time	Depth To Water*	Depth to Bottom	Description of bottom	Instrument/Serial Number
EBG-MW126	Erie Burning Grounds	10/1/2007	1205	4.29	28.00	Hard	Heron OHO2911
EBG-MW129	Erie Burning Grounds	10/1/2007	1214	8.39	31.10	Soft	Heron OHO2911
EBG-MW125	Erie Burning Grounds	10/1/2007	1219	14.22	27.58	Hard	Heron OHO2911
EBG-MW123	Erie Burning Grounds	10/1/2007	1224	11.81	34.90	Hard	Heron OHO2911
EBG-MW124	Erie Burning Grounds	10/1/2007	1227	5.53	32.86	Soft	Heron OHO2911
RQL-MW015	Ramsdell Quarry	10/1/2007	1238	32.32	42.14	Hard	Heron OHO2911
RQL-MW016	Ramsdell Quarry	10/1/2007	1242	35.63	43.82	Hard	Heron OHO2911
RQL-MW006	Ramsdell Quarry	10/1/2007	1248	35.34	42.12	Hard	Heron OHO2911
RQL-MW017	Ramsdell Quarry	10/1/2007	1253	30.65	32.86	Hard	Heron OHO2911
RQL-MW012	Ramsdell Quarry	10/1/2007	1259	23.54	32.76	Hard	Heron OHO2911
RQL-MW011	Ramsdell Quarry	10/1/2007	1305	23.51	35.44	Hard	Heron OHO2911
RQL-MW014	Ramsdell Quarry	10/1/2007	1313	21.52	31.44	Hard	Heron OHO2911
RQL-MW013	Ramsdell Quarry	10/1/2007	1318	26.87	36.57	Hard	Heron OHO2911
RQL-MW010	Ramsdell Quarry	10/1/2007	1321	26.88	35.42	Hard	Heron OHO2911
LL1-MW080	Loadline 1	10/1/2007	1341	14.30	22.48	Hard	Heron OHO2911
LL1-MW085	Loadline 1	10/1/2007	1347	35.19	44.86	Soft	Heron OHO2911
LL1-MW082	Loadline 1	10/1/2007	1353	31.78	41.56	Very Soft	Heron OHO2911
LL1-MW084	Loadline 1	10/1/2007	1401	31.43	38.99	Hard	Heron OHO2911

*All measurements from top of casing

Recorded By: _____ 10/1/07 1800
(Signature and time)

OA Check By: _____ 10/30/07
(Signature and time)

COMPREHENSIVE WATER LEVEL MEASUREMENTS

RVAAP FACILITY-WIDE GROUNDWATER MONITORING PROGRAM - OCTOBER 2007

Well Number	Location	Date	Time	Depth To Water*	Depth to Bottom	Description of bottom	Instrument/Serial Number
LL3-MW235	Loadline 3	10/1/2007	1558	21.82	23.09	Hard	Heron OHO2911
LL3-MW241	Loadline 3	10/1/2007	1609	14.97	21.60	Hard	Heron OHO2911
LL12-MW186	Loadline 12	10/1/2007	1620	7.29	21.14	Hard	Heron OHO2911
LL12-MW189	Loadline 12	10/1/2007	1623	7.68	19.87	Hard	Heron OHO2911
LL12-MW107	Loadline 12	10/1/2007	1630	11.13	33.79	Hard	Heron OHO2911
LL12-MW245	Loadline 12	10/1/2007	1635	9.12	30.45	Hard	Heron OHO2911
LL12-MW243	Loadline 12	10/1/2007	1640	9.93	25.80	Hard	Heron OHO2911
LL12-MW128	Loadline 12	10/1/2007	1642	11.00	34.29	Hard	Heron OHO2911
LL12-MW154	Loadline 12	10/1/2007	1649	10.40	28.74	Hard	Heron OHO2911
LL12-MW153	Loadline 12	10/1/2007	1650	7.55	24.91	Hard	Heron OHO2911
LL12-MW188	Loadline 12	10/1/2007	1657	7.65	22.31	Hard	Heron OHO2911
LL12-MW113	Loadline 12	10/1/2007	1700	8.12	20.43	Slightly Soft	Heron OHO2911
LL12-MW187	Loadline 12	10/1/2007	1707	11.92	29.71	Hard	Heron OHO2911
LL12-MW184	Loadline 12	10/1/2007	1715	14.27	31.20	Hard	Heron OHO2911

*All measurements from top of casing

Recorded By: _____ 10/01/07 1800 OA Check By: _____ 10/30/07

(Signature and time) (Signature and time)

COMPREHENSIVE WATER LEVEL MEASUREMENTS

RVAAP FACILITY-WIDE GROUNDWATER MONITORING PROGRAM - OCTOBER 2007

Well Number	Location	Date	Time	Depth To Water*	Depth to Bottom	Description of bottom	Instrument/Serial Number
EBG-MW127	Erie Burning Grounds	10/1/2007	1220	6.92	32.82	Hard	Heron 05769
EBG-MW130	Erie Burning Grounds	10/1/2007	1320	8.57	28.49	Hard	Heron 05769
RQL-MW007	Ramsdell Quarry	10/1/2007	1300	8.10	18.60	Hard	Heron 05769
LL1-MW078	Loadline 1	10/1/2007	1409	32.24	41.22	Hard	Heron OHO2911
LL1-MW067	Loadline 1	10/1/2007	1419	19.25	25.82	Hard	Heron OHO2911
LL2-MW262	Loadline 2	10/1/2007	1428	11.34	22.76	Hard	Heron OHO2911
LL2-MW263	Loadline 2	10/1/2007	1434	11.43	22.66	Hard	Heron OHO2911
LL2-MW264	Loadline 2	10/1/2007	1442	10.15	22.48	Hard	Heron OHO2911
LL2-MW269	Loadline 2	10/1/2007	1454	19.49	30.40	Hard	Heron OHO2911
LL2-MW270	Loadline 2	10/1/2007	1508	11.53	22.52	Hard	Heron OHO2911
LL2-MW261	Loadline 2	10/1/2007	1514	8.10	22.56	Hard	Heron OHO2911
LL3-MW240	Loadline 3	10/1/2007	1528	28.93	36.81	Hard	Heron OHO2911
LL3-MW239	Loadline 3	10/1/2007	1533	27.11	37.23	Soft	Heron OHO2911
LL3-MW238	Loadline 3	10/1/2007	1537	17.44	23.46	Hard	Heron OHO2911
LL3-MW234	Loadline 3	10/1/2007	1541	10.99	22.75	Hard	Heron OHO2911
LL3-MW233	Loadline 3	10/1/2007	1545	27.00	32.89	Soft <1"	Heron OHO2911
LL3-MW232	Loadline 3	10/1/2007	1550	23.33	39.94	Hard	Heron OHO2911

*All measurements from top of casing

Recorded By: J. M. Miller 10/01/07 (Signature and time)

QA Check By: [signature] 10/25/07 (Signature and time)

COMPREHENSIVE WATER LEVEL MEASUREMENTS

RVAAP FACILITY-WIDE GROUNDWATER MONITORING PROGRAM - OCTOBER 2007

Well Number	Location	Date	Time	Depth To Water*	Depth to Bottom	Description of bottom	Instrument/Serial Number
EBG-MW128	Erie Burning Grounds	10/1/2007	1210	9.92	28.31	Hard	Heron 05769
RQL-MW008	Ramsdell Quarry	10/1/2007	1250	7.97	18.72	Hard	Heron 05769
RQL-MW009	Ramsdell Quarry	10/1/2007	1305	6.73	18.90	Hard	Heron 05769
LL1-MW079	Loadline 1	10/1/2007	1340	32.29	41.98	Medium	Heron 05769
LL1-MW081	Loadline 1	10/1/2007	1347	32.05	42.08	Soft	Heron 05769
LL1-MW063	Loadline 1	10/1/2007	1353	27.74	30.17	Hard	Heron 05769
LL1-MW083	Loadline 1	10/1/2007	1356	33.52	41.56	Soft	Heron 05769
LL1-MW065	Loadline 1	10/1/2007	1420	14.59	23.14	Hard	Heron 05769
LL1-MW064	Loadline 1	10/1/2007	1425	3.86	21.17	Hard	Heron 05769
LL2-MW060	Loadline 2	10/1/2007	1436	10.91	20.88	Hard	Heron 05769
LL2-MW265	Loadline 2	10/1/2007	1440	10.48	24.50	Hard	Heron 05769
LL2-MW059	Loadline 2	10/1/2007	1448	13.88	21.97	Soft	Heron 05769
LL2-MW268	Loadline 2	10/1/2007	1500	16.20	29.97	Hard	Heron 05769
LL2-MW267	Loadline 2	10/1/2007	1506	13.90	22.77	Hard	Heron 05769
LL2-MW266	Loadline 2	10/1/2007	1515	14.50	22.77	Hard	Heron 05769
LL3-MW242	Loadline 3	10/1/2007	1530	18.90	22.61	Hard	Heron 05769
LL3-MW243	Loadline 3	10/1/2007	1535	18.36	26.42	Hard	Heron 05769
LL3-MW237	Loadline 3	10/1/2007	1550	19.80	25.62	Hard	Heron 05769

*All measurements from top of casing

Recorded By: [signature] 10/01/07
(Signature and time)

OA Check By: [signature] 10/25/07
(Signature and time)

COMPREHENSIVE WATER LEVEL MEASUREMENTS

RVAAP FACILITY-WIDE GROUNDWATER MONITORING PROGRAM - OCTOBER 2007

Well Number	Location	Date	Time	Depth To Water*	Depth to Bottom	Description of bottom	Instrument/Serial Number
LL12-MW236	Loadline 12	10/1/2007	1555	20.13	26.68	Hard	Heron 05769
LL12-MW182	Loadline 12	10/1/2007	1618	13.12	38.24	Soft	Heron 05769
LL12-MW183	Loadline 12	10/1/2007	1625	14.56	36.40	Hard	Heron 05769
LL12-MW088	Loadline 12	10/1/2007	1631	8.03	27.62	Hard	Heron 05769
LL12-MW246	Loadline 12	10/1/2007	1632	18.41	35.12	Hard	Heron 05769
LL12-MW244	Loadline 12	10/1/2007	1647	12.58	31.67	Soft	Heron 05769
LL12-MW242	Loadline 12	10/1/2007	1652	11.80	29.41	Soft	Heron 05769
LL12-MW185	Loadline 12	10/1/2007	1705	10.63	23.33	Hard	Heron 05769

*All measurements from top of casing

Recorded By: D. M. Miller 10/01/07 (Signature and time)

QA Check By: [signature] 10/25/07 (Signature and time)

COMPREHENSIVE WATER LEVEL MEASUREMENTS

RVAAP FACILITY-WIDE GROUNDWATER MONITORING PROGRAM - OCTOBER 2007

Well Number	Location	Date	Time	Depth To Water*	Depth to Bottom	Description of bottom	Instrument/Serial Number
LL9-MW003	Loadline 9	10/2/2007	811	14.63	24.26	Hard	Heron OHO2911
LL9-MW002	Loadline 9	10/2/2007	816	16.94	22.83	Hard	Heron OHO2911
LL9-MW005	Loadline 9	10/2/2007	821	18.51	23.58	Hard	Heron OHO2911
LL9-MW007	Loadline 9	10/2/2007	826	11.43	18.23	Hard	Heron OHO2911
LL9-MW006	Loadline 9	10/2/2007	831	21.20	28.88	Hard	Heron OHO2911
LL9-MW004	Loadline 9	10/2/2007	836	22.57	34.74	Hard	Heron OHO2911
LL9-MW001	Loadline 9	10/2/2007	843	17.41	23.40	Hard	Heron OHO2911
LL10-MW003	Loadline 10	10/2/2007	849	21.73	28.62	Hard	Heron OHO2911
LL10-MW001	Loadline 10	10/2/2007	852	26.21	29.66	Hard	Heron OHO2911
LL10-MW002	Loadline 10	10/2/2007	857	19.42	29.87	Hard	Heron OHO2911
LL10-MW005	Loadline 10	10/2/2007	901	17.55	29.31	Hard	Heron OHO2911
LL10-MW006	Loadline 10	10/2/2007	905	14.87	26.58	Hard	Heron OHO2911
LL10-MW004	Loadline 10	10/2/2007	909	15.22	33.64	Hard	Heron OHO2911
LL5-MW002	Loadline 5	10/2/2007	919	22.48	27.60	Soft <1"	Heron OHO2911
LL5-MW003	Loadline 5	10/2/2007	926	21.34	24.08	Hard	Heron OHO2911
LL5-MW004	Loadline 5	10/2/2007	931	19.70	25.51	Soft <1"	Heron OHO2911
LL5-MW006	Loadline 5	10/2/2007	940	21.83	27.19	Hard	Heron OHO2911
LL5-MW005	Loadline 5	10/2/2007	945	23.25	29.83	Hard	Heron OHO2911

*All measurements from top of casing

Recorded By: _____ 10/2/07 1702 OA Check By: _____ 10/30/07

(Signature and time) (Signature and time)

COMPREHENSIVE WATER LEVEL MEASUREMENTS

RVAAP FACILITY-WIDE GROUNDWATER MONITORING PROGRAM - OCTOBER 2007

Well Number	Location	Date	Time	Depth To Water*	Depth to Bottom	Description of bottom	Instrument/Serial Number
LL5-MW001	Loadline 5	10/2/2007	950	21.74	27.12	Hard	Heron OHO2911
LL6-MW001	Loadline 6	10/2/2007	1002	16.37	17.72	Hard	Heron OHO2911
LL6-MW003	Loadline 6	10/2/2007	1014	17.87	25.82	Slightly Soft<1"	Heron OHO2911
LL6-MW004	Loadline 6	10/2/2007	1018	18.61	24.61	Hard	Heron OHO2911
LL6-MW002	Loadline 6	10/2/2007	1022	22.72	24.59	Soft <1"	Heron OHO2911
LL6-MW005	Loadline 6	10/2/2007	1027	13.49	22.38	Soft <1"	Heron OHO2911
LL6-MW006	Loadline 6	10/2/2007	1045	16.19	17.88	Hard	Heron OHO2911
LL6-MW007	Loadline 6	10/2/2007	1100	9.21	19.44	Hard	Heron OHO2911
LL8-MW001	Loadline 8	10/2/2007	1114	13.79	27.63	Soft <1"	Heron OHO2911
LL8-MW003	Loadline 8	10/2/2007	1118	15.51	23.13	Hard	Heron OHO2911
LL8-MW002	Loadline 8	10/2/2007	1124	21.35	32.66	Hard	Heron OHO2911
LL8-MW004	Loadline 8	10/2/2007	1129	13.94	22.74	Soft <1"	Heron OHO2911
LL8-MW006	Loadline 8	10/2/2007	1134	21.24	27.16	Hard	Heron OHO2911
LL8-MW005	Loadline 8	10/2/2007	1138	15.79	27.26	Soft <1"	Heron OHO2911
LL11-MW001	Loadline 11	10/2/2007	1201	13.71	21.61	Soft <1"	Heron OHO2911
LL11-MW009	Loadline 11	10/2/2007	1206	3.87	16.88	Hard	Heron OHO2911
LL11-MW008	Loadline 11	10/2/2007	1212	5.70	15.82	Hard	Heron OHO2911
LL11-MW007	Loadline 11	10/2/2007	1217	16.39	25.42	Soft 1"	Heron OHO2911

*All measurements from top of casing

Recorded By: 10/2/07 1700 (Signature and time)

OA Check By: 10/30/07 (Signature and time)

COMPREHENSIVE WATER LEVEL MEASUREMENTS

RVAAP FACILITY-WIDE GROUNDWATER MONITORING PROGRAM - OCTOBER 2007

Well Number	Location	Date	Time	Depth To Water*	Depth to Bottom	Description of bottom	Instrument/Serial Number
LL11-MW010	Loadline 11	10/2/2007	1222	7.82	23.53	Hard	Heron OHO2911
LL11-MW003	Loadline 11	10/2/2007	1227	4.41	16.15	Hard	Heron OHO2911
LL11-MW004	Loadline 11	10/2/2007	1231	4.29	16.27	Hard	Heron OHO2911
LL11-MW006	Loadline 11	10/2/2007	1236	9.25	15.81	Hard	Heron OHO2911
LL11-MW005	Loadline 11	10/2/2007	1243	11.64	16.51	Hard	Heron OHO2911
LL11-MW002	Loadline 11	10/2/2007	1258	6.05	16.54	Hard	Heron OHO2911
LL7-MW001	Loadline 7	10/2/2007	1325	22.20	33.14	Hard	Heron OHO2911
LL7-MW002	Loadline 7	10/2/2007	1330	18.71	27.28	Hard	Heron OHO2911
LL7-MW005	Loadline 7	10/2/2007	1336	23.79	30.44	Hard	Heron OHO2911
LL7-MW006	Loadline 7	10/2/2007	1341	13.24	30.43	Hard	Heron OHO2911
LL7-MW004	Loadline 7	10/2/2007	1346	16.61	32.34	Hard	Heron OHO2911
LL7-MW003	Loadline 7	10/2/2007	1351	13.14	33.64	Hard	Heron OHO2911
LL4-MW200	Loadline 4	10/2/2007	1425	18.39	25.38	Soft 1"	Heron OHO2911
LL4-MW196	Loadline 4	10/2/2007	1430	14.12	21.92	Hard	Heron OHO2911
LL4-MW197	Loadline 4	10/2/2007	1434	15.10	23.72	Soft <1"	Heron OHO2911
LL4-MW195	Loadline 4	10/2/2007	1437	11.67	23.00	Hard	Heron OHO2911
LL4-MW194	Loadline 4	10/2/2007	1440	10.69	23.79	Soft	Heron OHO2911
LL4-MW198	Loadline 4	10/2/2007	1450	10.74	21.04	Soft 1"	Heron OHO2911

*All measurements from top of casing

Recorded By: _____ 10/2/07 1700
(Signature and time)

QA Check By: _____ 10/3/07
(Signature and time)

COMPREHENSIVE WATER LEVEL MEASUREMENTS

RVAAP FACILITY-WIDE GROUNDWATER MONITORING PROGRAM - OCTOBER 2007

Well Number	Location	Date	Time	Depth To Water*	Depth to Bottom	Description of bottom	Instrument/Serial Number
LL4-MW199	Loadline 4	10/2/2007	1455	8.22	23.34	Soft 1"	Heron OHO2911
LL4-MW193	Loadline 4	10/2/2007	1507	10.23	24.45	Soft 1"	Heron OHO2911
BKG-MW006	Background	10/2/2007	1554	23.18	37.64	Soft 1" to <1"	Heron OHO2911
BKG-MW018	Background	10/2/2007	1609	16.40	27.68	Soft <1"	Heron OHO2911
BKG-MW017	Background	10/2/2007	1620	21.33	36.11	Soft 1"	Heron OHO2911
BKG-MW005	Background	10/2/2007	1626	14.99	21.03	Soft <1"	Heron OHO2911
BKG-MW016	Background	10/2/2007	1634	8.10	21.28	Soft <1"	Heron OHO2911

*All measurements from top of casing

Recorded By: [signature] 10/2/07 1700
(Signature and time)

OA Check By: [signature] 10/30/07
(Signature and time)

COMPREHENSIVE WATER LEVEL MEASUREMENTS

RVAAP FACILITY-WIDE GROUNDWATER MONITORING PROGRAM - OCTOBER 2007

Well Number	Location	Date	Time	Depth To Water*	Depth to Bottom	Description of bottom	Instrument/Serial Number
CBP-MW004	Central Burn Pits	10/2/2007	820	12.32	29.80	Soft	Heron 05769
CBP-MW005	Central Burn Pits	10/2/2007	825	13.48	27.52	Soft	Heron 05769
CBP-MW007	Central Burn Pits	10/2/2007	830	18.15	31.86	Soft	Heron 05769
CBP-MW003	Central Burn Pits	10/2/2007	835	14.78	30.29	Medium	Heron 05769
CBP-MW006	Central Burn Pits	10/2/2007	845	9.32	25.43	Medium	Heron 05769
CBP-MW008	Central Burn Pits	10/2/2007	855	17.68	28.01	Hard	Heron 05769
CBP-MW001	Central Burn Pits	10/2/2007	900	14.67	32.84	Soft	Heron 05769
CBP-MW002	Central Burn Pits	10/2/2007	908	11.09	32.12	Medium	Heron 05769
WBG-MW008	Winklepeck Burning	10/2/2007	930	16.38	20.92	Hard	Heron 05769
WBG-MW014	Winklepeck Burning	10/2/2007	940	17.90	25.09	Hard	Heron 05769
WBG-MW007	Winklepeck Burning	10/2/2007	944	18.95	26.50	Hard	Heron 05769
WBG-MW016	Winklepeck Burning	10/2/2007	947	18.73	25.30	Soft	Heron 05769
WBG-MW017	Winklepeck Burning	10/2/2007	955	11.04	23.82	Hard	Heron 05769
WBG-MW006	Winklepeck Burning	10/2/2007	1000	10.25	20.29	Hard	Heron 05769
LNW-MW024	LF North Winklepeck	10/2/2007	1010	14.89	22.65	Hard	Heron 05769
LNW-MW027	LF North Winklepeck	10/2/2007	1015	10.14	26.96	Hard	Heron 05769
LNW-MW025	LF North Winklepeck	10/2/2007	1020	5.76	20.45	Hard	Heron 05769
LNW-MW026	LF North Winklepeck	10/2/2007	1030	12.72	26.12	Hard	Heron 05769

*All measurements from top of casing

Recorded By: _____ 10/02/07
(Signature and time)

QA Check By: _____ 10/25/07
(Signature and time)

COMPREHENSIVE WATER LEVEL MEASUREMENTS

RVAAP FACILITY-WIDE GROUNDWATER MONITORING PROGRAM - OCTOBER 2007

Well Number	Location	Date	Time	Depth To Water*	Depth to Bottom	Description of bottom	Instrument/Serial Number
WBG-MW005	Winklepeck Burning	10/2/2007	1040	8.32	21.22	Hard	Heron 05769
WBG-MW010	Winklepeck Burning	10/2/2007	1045	9.78	23.50	Soft	Heron 05769
WBG-MW011	Winklepeck Burning	10/2/2007	1100	12.27	23.96	Hard	Heron 05769
WBG-MW012	Winklepeck Burning	10/2/2007	1105	24.21	31.73	Hard	Heron 05769
WBG-MW013	Winklepeck Burning	10/2/2007	1115	12.66	24.22	Hard	Heron 05769
WBG-MW015	Winklepeck Burning	10/2/2007	1130	14.83	23.62	Hard	Heron 05769
WBG-MW009	Winklepeck Burning	10/2/2007	1140	16.04	24.40	Hard	Heron 05769
BKG-MW020	Background	10/2/2007	1150	12.86	33.30	Soft	Heron 05769
BGK-MW013	Background	10/2/2007	1205	13.12	28.07	Hard	Heron 05769
CP-MW005	Cobbs Pond	10/2/2007	1210	12.56	43.27	Hard	Heron 05769
CP-MW004	Cobbs Pond	10/2/2007	1220	13.50	22.60	Hard	Heron 05769
CP-MW003	Cobbs Pond	10/2/2007	1230	3.44	17.80	Hard	Heron 05769
CP-MW001	Cobbs Pond	10/2/2007	1250	6.82	14.80	Hard	Heron 05769
CP-MW002	Cobbs Pond	10/2/2007	1330	4.45	15.08	Hard	Heron 05769
CP-MW006	Cobbs Pond	10/2/2007	1340	9.18	20.74	Hard	Heron 05769
B12-MW011	Building 1200	10/2/2007	1350	23.02	26.82	Hard	Heron 05769
B12-MW012	Building 1200	10/2/2007	1354	22.45	24.91	Hard	Heron 05769
B12-MW010	Building 1200	10/2/2007	1400	20.63	22.92	Hard	Heron 05769

*All measurements from top of casing

Recorded By: _____ 10/02/07
(Signature and time)

QA Check By: _____ 10/25/07
(Signature and time)

COMPREHENSIVE WATER LEVEL MEASUREMENTS

RVAAP FACILITY-WIDE GROUNDWATER MONITORING PROGRAM - OCTOBER 2007

Well Number	Location	Date	Time	Depth To Water*	Depth to Bottom	Description of bottom	Instrument/Serial Number
BKG-MW010	Background	10/2/2007	1407	21.25	22.07	Hard	Heron 05769
BKG-MW008	Background	10/2/2007	1420	19.20	27.48	Hard	Heron 05769
BKG-MW004	Background	10/2/2007	1425	14.79	22.32	Hard	Heron 05769
BKG-MW021	Background	10/2/2007	1432	19.67	21.47	Hard	Heron 05769
BKG-MW015	Background	10/2/2007	1445	51.53	53.12	Soft	Heron 05769
BKG-MW012	Background	10/2/2007	1455	12.28	62.27	Soft	Heron 05769
ASY-MW001	Atlas Scrap Yard	10/2/2007	1505	13.62	23.18	Hard	Heron 05769
ASY-MW001	Atlas Scrap Yard	10/2/2007	1510	16.02	23.02	Hard	Heron 05769
ASY-MW002	Atlas Scrap Yard	10/2/2007	1515	15.80	28.94	Hard	Heron 05769
ASY-MW007	Atlas Scrap Yard	10/2/2007	1520	6.09	27.73	Soft	Heron 05769
ASY-MW008	Atlas Scrap Yard	10/2/2007	1525	13.32	31.21	Hard	Heron 05769
ASY-MW010	Atlas Scrap Yard	10/2/2007	1530	15.12	28.97	Hard	Heron 05769
ASY-MW006	Atlas Scrap Yard	10/2/2007	1535	14.35	24.63	Hard	Heron 05769
ASY-MW009	Atlas Scrap Yard	10/2/2007	1540	11.55	29.86	Hard	Heron 05769
ASY-MW004	Atlas Scrap Yard	10/2/2007	1543	10.77	27.25	Hard	Heron 05769
ASY-MW005	Atlas Scrap Yard	10/2/2007	1546	14.51	23.52	Hard	Heron 05769
CBL-MW003	C Block	10/2/2007	1610	37.70	44.82	Hard	Heron 05769
CBL-MW004	C Block	10/2/2007	1620	37.40	47.12	Hard	Heron 05769

*All measurements from top of casing

Recorded By: _____ 10/02/07
(Signature and time)

QA Check By: _____ 10/25/07
(Signature and time)

COMPREHENSIVE WATER LEVEL MEASUREMENTS

RVAAP FACILITY-WIDE GROUNDWATER MONITORING PROGRAM - OCTOBER 2007

Well Number	Location	Date	Time	Depth To Water*	Depth to Bottom	Description of bottom	Instrument/Serial Number
CLB-MW002	C Block	10/2/2007	1625	39.03	47.39	Hard	Heron 05769
CBL-MW001	C Block	10/2/2007	1620	44.53	49.79	Soft	Heron 05769
BKG-MW019	Background	10/2/2007	1640	21.11	35.79	Soft	Heron 05769

*All measurements from top of casing

Recorded By: [signature] 10/02/07 OA Check By: [signature] 10/25/07

(Signature and time) (Signature and time)

COMPREHENSIVE WATER LEVEL MEASUREMENTS

RVAAP FACILITY-WIDE GROUNDWATER MONITORING PROGRAM - OCTOBER 2007

Well Number	Location	Date	Time	Depth To Water*	Depth to Bottom	Description of bottom	Instrument/Serial Number
DA2-MW104	Demo Area 2	10/3/2007	825	21.70	29.35	Hard	Heron 05769
DET-1B	Demo Area 2	10/3/2007	830	24.75	38.61	Hard	Heron 05769
DA2-MW106	Demo Area 2	10/3/2007	840	5.67	16.90	Hard	Heron 05769
DA2-MW105	Demo Area 2	10/3/2007	845	3.70	16.32	Hard	Heron 05769
DA2-MW110	Demo Area 2	10/3/2007	900	12.49	22.45	Hard	Heron 05769
MBS-MW003	Mustard Agent Burial	10/3/2007	1005	19.23	30.81	Hard	Heron 05769
MBS-MW004	Mustard Agent Burial	10/3/2007	1010	17.29	26.66	Soft	Heron 05769
MBS-MW006	Mustard Agent Burial	10/3/2007	1015	17.80	28.22	Hard	Heron 05769
MBS-MW001	Mustard Agent Burial	10/3/2007	1020	18.09	31.03	Soft	Heron 05769
MBS-MW005	Mustard Agent Burial	10/3/2007	1023	18.35	30.12	Soft	Heron 05769
MBS-MW002	Mustard Agent Burial	10/3/2007	1027	18.52	30.44	Hard	Heron 05769
NTA-MW107	NACA Test Area	10/3/2007	1038	13.30	24.44	Hard	Heron 05769
NTA-MW108	NACA Test Area	10/3/2007	1045	18.34	24.61	Soft	Heron 05769
NTA-MW109	NACA Test Area	10/3/2007	1050	12.73	21.01	Hard	Heron 05769
NTA-MW110	NACA Test Area	10/3/2007	1105	15.20	29.82	Hard	Heron 05769

*All measurements from top of casing

Recorded By: _____ 10/03/07
(Signature and time)

QA Check By: _____ 10/25/07
(Signature and time)

COMPREHENSIVE WATER LEVEL MEASUREMENTS

RVAAP FACILITY-WIDE GROUNDWATER MONITORING PROGRAM - OCTOBER 2007

Well Number	Location	Date	Time	Depth To Water*	Depth to Bottom	Description of bottom	Instrument/Serial Number
DET-2	Demo Area 2	10/3/2007	818	33.08	42.08	Soft 2"	Heron OHO2911
DET-4	Demo Area 2	10/3/2007	826	11.11	13.92	Hard	Heron OHO2911
DET-3	Demo Area 2	10/3/2007	829	9.84	16.09	Soft <1"	Heron OHO2911
DA2-MW113	Demo Area 2	10/3/2007	834	8.79	16.42	Hard	Heron OHO2911
DA2-MW112	Demo Area 2	10/3/2007	838	8.08	17.18	Hard	Heron OHO2911
DA2-MW107	Demo Area 2	10/3/2007	842	8.41	16.97	Hard	Heron OHO2911
DA2-MW111	Demo Area 2	10/3/2007	850	4.67	14.93	Soft	Heron OHO2911
DA2-MW109	Demo Area 2	10/3/2007	858	17.37	24.48	Soft 1"	Heron OHO2911
DA2-MW108	Demo Area 2	10/3/2007	918	6.67	17.29	Hard	Heron OHO2911
FBQ-MW177	Fuze & Booster Q	10/3/2007	936	15.70	24.99	Soft >1"	Heron OHO2911
FBQ-MW176	Fuze & Booster Q	10/3/2007	940	11.11	24.12	Soft >1"	Heron OHO2911
FBQ-MW168	Fuze & Booster Q	10/3/2007	946	13.28	21.36	Soft <1'	Heron OHO2911
FBQ-MW175	Fuze & Booster Q	10/3/2007	951	18.85	25.91	Soft <1'	Heron OHO2911
FBQ-MW174	Fuze & Booster Q	10/3/2007	954	1.14	22.95	Soft 1/2"	Heron OHO2911
FBQ-MW173	Fuze & Booster Q	10/3/2007	958	43.30	51.79	Soft 1"	Heron OHO2911
FBQ-MW172	Fuze & Booster Q	10/3/2007	1007	28.14	34.53	Soft <1"	Heron OHO2911
FBQ-MW171	Fuze & Booster Q	10/3/2007	1010	20.74	31.52	Hard	Heron OHO2911
FBQ-MW170	Fuze & Booster Q	10/3/2007	1013	19.81	32.82	Hard	Heron OHO2911

*All measurements from top of casing

Recorded By: _____ 10/3 1200
(Signature and time)

QA Check By: _____ 10/30/07
(Signature and time)

COMPREHENSIVE WATER LEVEL MEASUREMENTS

RVAAP FACILITY-WIDE GROUNDWATER MONITORING PROGRAM - OCTOBER 2007

Well Number	Location	Date	Time	Depth To Water*	Depth to Bottom	Description of bottom	Instrument/Serial Number
FBQ-MW167	Fuze & Booster Q	10/3/2007	1019	6.21	19.09	Hard	Heron OHO2911
FBQ-MW169	Fuze & Booster Q	10/3/2007	1022	8.36	18.21	Hard	Heron OHO2911
FBQ-MW166	Fuze & Booster Q	10/3/2007	1032	6.33	19.84	Hard	Heron OHO2911
NTA-MW111	NACA Test Area	10/3/2007	1042	6.55	22.18	Hard	Heron OHO2911
NTA-MW112	NACA Test Area	10/3/2007	1045	9.98	26.76	Soft <1"	Heron OHO2911
NTA-MW113	NACA Test Area	10/3/2007	1049	8.11	29.41	Soft 2"	Heron OHO2911
NTA-MW114	NACA Test Area	10/3/2007	1052	8.00	22.91	Hard	Heron OHO2911
NTA-MW115	NACA Test Area	10/3/2007	1056	16.45	25.41	Hard	Heron OHO2911
NTA-MW116	NACA Test Area	10/3/2007	1059	8.02	22.69	Hard	Heron OHO2911
NTA-MW117	NACA Test Area	10/3/2007	1104	16.56	27.61	Hard	Heron OHO2911
NTA-MW118	NACA Test Area	10/3/2007	1107	10.59	24.82	Hard	Heron OHO2911

*All measurements from top of casing

Recorded By: [signature] 10/3 1200 (Signature and time)

QA Check By: [signature] 10/30/07 (Signature and time)

WELL PURGE RECORD

PROJECT NAME: Facility-wide Groundwater Monitoring Program

Well Number and Location: BKG-mw004 Page: 1 of 1

Date	Time	Gallons Removed	Total Gallons Removed	pH (Standard Units)	Temp (°C)	Specific Conductivity (s/cm)	Dissolved Oxygen (mg/L)	Turbidity (NTU)	Comments
10/10/2007	0843	0.30	.3L	5.42	12.98	0.22	10.39	779.00	cldy tan
10/10/2007	0846	0.30	.6L	5.34	12.99	0.21	7.99	515.00	tan
10/10/2007	0849	0.30	.9L	5.47	12.96	0.21	7.87	434.00	
10/10/2007	0852	0.30	1.2L	5.52	12.97	0.21	8.00	354.00	
10/10/2007	0855	0.30	1.5L	5.53	12.98	0.21	7.82	304.00	

Recorded By: 10/10/07 (Signature and Date)

QA Check By: 11/30/07 (Signature and Date)

TASK TEAM ACTIVITY LOG SHEET

PROJECT NAME: RVAAP Facility-Wide Groundwater Monitoring Program

Date: 10/11/2007 ☐ Su ☐ M ☐ Tu ☐ W ☒ Th ☐ F ☐ Sa Page 1 of 1

Team Members:

Colleen Lear

Steve Sturgeon

Narrative (include time and location):

0838 at BKG-mw004, wl at 14.82 purge til stabalized at 0855, drawdown to 14.90. Sample FWGBKGmw 004C-0509-GW and GF for VOC, SVOC, Explo, Pest, PCB, Propellants, Cyanide, then field filtered Perchlorates, and Metals at 0910 and collected two sets of same for MSMSD. Pack up site. Settings are Throttle 90, refill 10.5, Dis 4.5, 4 cycles - Decon Equipment at 1025.

Daily Weather Conditions: A.M. Cloudy, Low 50s, 5-10 w wind

P.M.

Recorded By: 10/10/07

QA Checked By: 11/30/07

WELL PURGE RECORD

PROJECT NAME: Facility-wide Groundwater Monitoring Program

Well Number and Location: BKG MW-005C Page: 1 of 1

Date	Time	Gallons Removed	Total Gallons Removed	pH (Standard Units)	Temp (°C)	Specific Conductivity (s/cm)	Dissolved Oxygen (mg/L)	Turbidity (NTU)	Comments
10/16/2007	0944	1.14L	1.14L	6.17	13.15	0.57	2.78	708.00	
10/16/2007	0947	1.14	2.28L	6.25	12.95	0.56	2.21	854.00	
10/16/2007	0950	1.14	3.42L	6.34	12.89	0.57	2.00	757.00	
10/16/2007	0953	1.14	4.56L	6.42	12.90	0.57	1.98	438.00	

Recorded By: Kirk Stone 10-11-07
(Signature and Date)

QA Check By: [signature] 12/14/07
(Signature and Date)

TASK TEAM ACTIVITY LOG SHEET

PROJECT NAME: RVAAP Facility-Wide Groundwater Monitoring Program

Date: 10/11/2007 ☐ Su ☐ M ☐ Tu ☐ W ☒ Th ☐ F ☐ Sa Page 1 of 1

Team Members:

James McDaniel

Robert (Zeke) Secore

Spencer Lattimer

Narrative (include time and location):

Arrive at BKGmw-005C at 0928, Initial WL= 15.16 . Begin Purge of BKG MW-005C at 0937 . Water stablized at 15.45 Air Throttle at 60 feet, Recharge at 8.5, Discharge at 6.5 . Sample BKG MW-005C-0510-GW and GF at 1000. Sampling for VOC, SVOC, EXPLOSIVES, PESTICIDES, CYANIDE, PROPELLANTS, PCB, PERCHLORATES (field filtered), METALS (field filtered), Finish sampling at 1030. Decon Pump and field equipment rinse blanks samples taken. Leave BKG MW-005 at 1110 .

Daily Weather Conditions: A.M. cool, windy, mid 50's, partly cloudy

P.M.

Recorded By: Robert Secore 10-11-07 QA Checked By: Cal 12/14/07

WELL PURGE RECORD

PROJECT NAME: Facility-wide Groundwater Monitoring Program

Well Number and Location: BKG-006

Date	Time	Gallons Removed	Total Gallons Removed	pH (Standard Units)	Temp (°C	Specific Conductivity (s/cm)	Dissolved Oxygen (mg/L)	Turbidity (NTU)	Comments
10/11/2007	13:36	0.15 L	.15L	6.41	11.70	0.58	5.23	999.00	extremely turbid
10/11/2007	13:39	0.15	0.30L	6.37	11.62	0.80	3.35	999.00	
10/11/2007	13:42	0.15	0.45L	6.38	11.55	0.81	3.60	999.00	
10/11/2007	13:45	0.15	0.70L	6.38	11.52	0.81	3.99	999.00	

Recorded By: Erika Corbin 10/11/07
(Signature and Date)

QA Check By: Colleen Haan 11/29/07
(Signature and Date)

TASK TEAM ACTIVITY LOG SHEET

PROJECT NAME: RVAAP Facility-Wide Groundwater Monitoring Program

Date: 10/11/2007 ☐ Su ☐ M ☐ Tu ☐ W ☒ Th ☐ F ☐ Sa Page 1 of 1

Team Members:

Aaron Roski

Erik Corbin

Narrative (include time and location):

13:15 at BKG-006, set up and check wl. WL at 23.34 ft. 13:32 begin purge, continuously monitor wl, initial drawn down at 23.08. Stabilized at 13:45. Sample FWGBKGmw-006C-0511-GW and GF for VOC, SVOC, Pest, PCB, Explo, Propellants, Cyanide, Perchlorate, and Metals (metals & ClO4 are field Filtered GF) at 13:50. Decon equipment 15:00. Pack up site. Leave. settings CPM4 re 5 dis 10 throttle 10 psi at 0.15l/m.

Daily Weather Conditions: A.M. _____

P.M. Partly cloudy, low-60's, moderate humidity, light South wind

Recorded By: Erik Corbin 10/11/07 QA Checked By: Cal 11/29/07

WELL PURGE RECORD

PROJECT NAME: Facility-wide Groundwater Monitoring Program

Well Number and Location: BKG-mw008 Page: 1 of 1

Date	Time	Gallons Removed	Total Gallons Removed	pH (Standard Units)	Temp (°C)	Specific Conductivity (s/cm)	Dissolved Oxygen (mg/L)	Turbidity (NTU)	Comments
10/11/2007	1054	0.30	.3L	5.94	12.58	0.21	10.34	64.10	suspended solids
10/11/2007	1057	0.30	.6L	5.84	12.54	0.21	8.54	58.30	
10/11/2007	1100	0.30	.9L	5.85	12.54	0.21	7.94	54.50	
10/11/2007	1103	0.30	1.2L	5.86	12.53	0.21	7.5a	37.70	

Recorded By: 10/11/07 (Signature and Date)

QA Check By: 11/30/07 (Signature and Date)

TASK TEAM ACTIVITY LOG SHEET

PROJECT NAME: RVAAP Facility-Wide Groundwater Monitoring Program

Date: 10/11/2007 ☐ Su ☐ M ☐ Tu ☐ W ☒ Th ☐ F ☐ Sa Page 1 of 1

Team Members:

Colleen Lear

Steve Sturgeon

Narrative (include time and location):

1045 at BKG-mw008, wl at 19.20, purge til stabalized at 1103 and continuously monitor drawdown to 19.34. Sample FWGBKGmw-008C-0512-GW and GF for VOC, SVOC, Explo, Pest, PCB, Propellants, Cyanide, then field filtered Perchlorates, and Metals at 1115 . Pack up site. Settings are Throttle 90, refill 11, Dis 4, 4 cycles - Decon Equipment.

Daily Weather Conditions: A.M. cloudy 50s 5-10 w

P.M.

Recorded By: [signature] 10/11/07

QA Checked By: [signature] 11/30/07

WELL PURGE RECORD

PROJECT NAME: Facility-wide Groundwater Monitoring Program

Well Number and Location: BKG - MW - 012 Page: 1 of 1

Date	Time	Gallons Removed	Total Gallons Removed	pH (Standard Units)	Temp (°C)	Specific Conductivity (s/cm)	Dissolved Oxygen (mg/L)	Turbidity (NTU)	Comments
10/10/2007	1037	.420L	.420L	7.28	12.70	0.43	1.72	1642.00	Water Black
10/10/2007	1040	0.42	0.84L	7.34	12.65	0.43	2.13	1494.00	
10/10/2007	1043	0.42	1.26L	7.38	12.62	0.43	2.61	1389.00	
10/10/2007	1046	0.42	1.68L	7.40	12.47	0.43	3.20	1183.00	
10/10/2007	1049	0.42	2.1L	7.42	12.27	0.43	3.90	1064.00	
10/10/2007	1052	0.52	2.52L	7.43	12.24	0.43	4.41	978.00	
10/10/2007	1055	0.42	2.94L	7.44	12.22	0.42	4.99	924.00	
10/10/2007	1058	0.42	3.36L	7.45	12.18	0.42	5.41	834.00	
10/10/2007	1101	0.42	3.78L	7.45	12.25	0.42	5.48	790.00	
10/10/2007	1104	0.42	4.2L	7.46	12.57	0.42	5.54	715.00	

Recorded By: [signature] 10-10-07
(Signature and Date)

QA Check By: [signature] 12/14/07
(Signature and Date)

TASK TEAM ACTIVITY LOG SHEET

PROJECT NAME: RVAAP Facility-Wide Groundwater Monitoring Program

Date: 10/10/2007 ☐ Su ☐ M ☐ Tu ☒ W ☐ Th ☐ F ☐ Sa Page 1 of 1

Team Members:

James McDaniel

Robert (Zeke) Secore

Spencer Lattimer

Narrative (include time and location):

Arrive at BKG MW-012 at 1011, Initial WL= 13.41 . Begin Purge of BKG MW-012 at 1027. Air Throttle at 100 feet, Recharge at 11 , Discharge at 4. Continous water level to monitor draw down. Sample FWGBKGmw-012C-0514-GW and FWGBKGmw-DUP1-0551-GW (duplicate) and GF at 1110. Sampling for VOC, SVOC, EXPLOSIVES, PESTICIDES, CYANIDE, PROPELLANTS, PCB, PERCHLORATES (field filtered), METALS (field filtered), control box stopped 1315 replaced with working control box 1345, Finish sampling at 1511. Decon Pump. Leave BKG MW-012 at 1520.

Daily Weather Conditions: A.M. cool, windy, mid 50's, partly cloudy

P.M.

Recorded By: Robert Secore 10-10-07 QA Checked By: Cal 12/14/07

WELL PURGE RECORD

PROJECT NAME: Facility-wide Groundwater Monitoring Program

Well Number and Location: BKG-013

Page: 1 of 1

Date	Time	Gallons Removed	Total Gallons Removed	pH (Standard Units)	Temp (°C	Specific Conductivity (s/cm)	Dissolved Oxygen (mg/L)	Turbidity (NTU)	Comments
10/10/2007	13:04	0.15 L	0.15L	7.34	13.00	0.54	6.91	49.40	clear
10/10/2007	13:07	0.15	0.30	7.19	12.49	0.53	6.60	52.00	
10/10/2007	13:10	0.15	0.45	7.13	12.27	0.52	6.81	52.70	
10/10/2007	13:13	0.15	0.70	7.09	12.17	0.52	7.53	45.30	

Recorded By: Erik Corbin 10/10/07
(Signature and Date)

QA Check By: Colleen Bar 11/29/07
(Signature and Date)

TASK TEAM ACTIVITY LOG SHEET

PROJECT NAME: RVAAP Facility-Wide Groundwater Monitoring Program

Date: 10/10/2007 ☐ Su ☐ M ☐ Tu ☒ W ☐ Th ☐ F ☐ Sa Page 1 of 1

Team Members:

Stu Wilkison

Erik Corbin

Narrative (include time and location):

12:40 at BKG-013, set up and check wl. WL at 13.20 ft. 12:55 begin purge, continuously monitor wl, initial drawn down at 13.2. Stabalize at 13:13. Sample FWGBKGmw-013C-0515-GW and GF for VOC, SVOC, Pest, PCB, Explo, Propellants, Cyanide, Perchlorate, and Metals (metals & ClO4 are field Filtered GF) at 13:15. Collected MS/MSD on this well for same sample analysis. Decon equipment 15:00. Pack up site. Collect Equipment Rinse 3 at 15:10. Leave. settings CPM4 re 5 dis 10 throttle 10 psi at 0.15l/m.

Daily Weather Conditions: A.M. _____

P.M. Cloudy, mid-50's, moderate humidity, W 5-10 mph

Recorded By: Erik Corbin 10/10/07 QA Checked By: Cal 11/29/07

WELL PURGE RECORD

PROJECT NAME: Facility-wide Groundwater Monitoring Program

Well Number and Location: BKG -MW-015 Page: 1 of 1

Date	Time	Gallons Removed	Total Gallons Removed	pH (Standard Units)	Temp (°C)	Specific Conductivity (s/cm)	Dissolved Oxygen (mg/L)	Turbidity (NTU)	Comments
10/10/2007	1615	0.30	0.30	7.17	12.70	0.31	3.90.	145.00	slightly cloudy, turns clear
10/10/2007	1618	0.30	0.60	7.02	12.30	0.31	3.16	61.30	
10/10/2007	1621	0.30	0.90	6.91	12.03	0.31	2.81	35.10	
10/10/2007	1624	0.30	1.20	6.85	11.90	0.31	2.55	18.60	
10/10/2007	1627	0.30	1.50	6.81	11.87	0.31	2.43	15.70	

Recorded By: [signature] 10-10-07
(Signature and Date)

QA Check By: [signature] 12/14/07
(Signature and Date)

TASK TEAM ACTIVITY LOG SHEET

PROJECT NAME: RVAAP Facility-Wide Groundwater Monitoring Program

Date: 10/10/2007 ☐ Su ☐ M ☐ Tu ☒ W ☐ Th ☐ F ☐ Sa Page 1 of 1

Team Members:

James McDaniel

Robert (Zeke) Secore

Spencer Lattimer

Narrative (include time and location):

Arrive at BKGmw-015 at 1555, Initial WL= 50.63 . Begin Purge of BKG MW-015 at 1609. Air Throttle at 80 feet, Recharge at 12.5, Discharge at 2.5. Sample FWGBKGmw-015C-0516-GW and GF at 1630. Continously monitor draw down, slow pump. Sampling for VOC, SVOC, EXPLOSIVES, PESTICIDES, CYANIDE, PROPELLANTS, PCB, PERCHLORATES (field filtered), METALS (field filtered), Finish sampling at 1823. Well dry at 1823. 2 remaining filter samples will be collected 10-11-07. Decon Pump. Leave BKG MW-015 at 1830 .

Daily Weather Conditions: A.M. cool, windy, mid 50's, partly cloudy

P.M.

Recorded By: [signature] 10-10-07 QA Checked By: [signature] 12/14/07

TASK TEAM ACTIVITY LOG SHEET

PROJECT NAME: RVAAP Facility-Wide Groundwater Monitoring Program

Date: 10/11/2007 ☐ Su ☐ M ☐ Tu ☐ W ☒ Th ☐ F ☐ Sa Page 1 of 1

Team Members:

James McDaniel

Robert (Zeke) Secore

Spencer Lattimer

Narrative (include time and location):

Arrive at BKGmw-015 , Initial WL= 50.70. Begin final sample collection of BKG MW-015. Air Throttle at 80 feet, Recharge at 12.5, Discharge at 2.5. Sample FWGBKGmw-015C-0516- GF at 1630. Sample Metals and perchlorates. Decon equipment. Leave.

Daily Weather Conditions: A.M. cloudy, low 60s, slight south wind

P.M.

Recorded By: Robert Secore 10-11-07 QA Checked By: CAL 12/14/07

WELL PURGE RECORD

PROJECT NAME: Facility-wide Groundwater Monitoring Program

Well Number and Location: BKG-mw017 Page: 1 of 1

Date	Time	Gallons Removed	Total Gallons Removed	pH (Standard Units)	Temp (°C)	Specific Conductivity (s/cm)	Dissolved Oxygen (mg/L)	Turbidity (NTU)	Comments
10/10/2007	1538	0.10	.1L	7.79	12.10	0.67	11.18	69.30	clear
10/10/2007	1541	0.30	.4L	7.52	11.90	0.77	11.27	71.00	
10/10/2007	1544	0.30	1L	7.30	11.75	0.74	10.85	78.30	trace suspended solids
10/10/2007	1547	0.30	1.3L	7.27	11.71	0.74	11.20	69.10	trace suspended solids
10/10/2007	1550	0.30	1.6L	7.21	11.70	0.74	10.68	71.90	trace suspended solids
10/10/2007	1553	0.30	1.9L	7.19	11.69	0.74	10.94	69.30	trace suspended solids

Recorded By: Colleen Affear 10/10/07
(Signature and Date)

QA Check By: [signature] 11/30/07
(Signature and Date)

TASK TEAM ACTIVITY LOG SHEET

PROJECT NAME: RVAAP Facility-Wide Groundwater Monitoring Program

Date: 10/10/2007 ☐ Su ☐ M ☐ Tu ☒ W ☐ Th ☐ F ☐ Sa Page 1 of 1

Team Members:

Colleen Lear

Steve Sturgeon

Narrative (include time and location):

1537 at BKG-017, wl at 21.05, purge til stabalized at 1553, continuously monitor drawdown to 21.55. Sample FWGBKGmw-017C-0518-GW and GF for VOC, SVOC, Explo, Pest, PCB, Propellants, Cyanide, then field filtered Perchlorates, and Metals at 1610 Pack up site. Settings are Throttle 90, refill 10, Dis 5, 4 cycles - Decon Equipment.

Daily Weather Conditions: A.M. cloudy mid 50s 5-10 W

P.M.

Recorded By: Colleen Lear QA Checked By: John Miller 11/30/07

WELL PURGE RECORD

PROJECT NAME: Facility-wide Groundwater Monitoring Program

Well Number and Location: BKG-018 Page: 1 of 1

Date	Time	Gallons Removed	Total Gallons Removed	pH (Standard Units)	Temp (°C	Specific Conductivity (s/cm)	Dissolved Oxygen (mg/L)	Turbidity (NTU)	Comments
10/11/2007	11:14	0.15 L	.15L	6.12	13.17	0.32	5.71	7.30	clear
10/11/2007	11:17	0.15	0.30	6.04	13.23	0.32	5.26	7.00	
10/11/2007	11:20	0.15	0.45	5.99	13.24	0.32	4.93	5.20	
10/11/2007	11:23	0.15	0.70	5.97	13.25	0.32	4.84	4.90	

Recorded By: Erik Corbin 10/11/07 (Signature and Date)

QA Check By: Colleen Bar 11/29/07 (Signature and Date)

TASK TEAM ACTIVITY LOG SHEET

PROJECT NAME: RVAAP Facility-Wide Groundwater Monitoring Program

Date: 10/11/2007 ☐ Su ☐ M ☐ Tu ☐ W ☒ Th ☐ F ☐ Sa Page 1 of 1

Team Members:

Aaron Roski

Erik Corbin

Narrative (include time and location):

11:00 at BKG-018, set up and check wl. WL at 16.38 ft. 11:10 begin purge, continuously monitor wl, initial drawn down at 16.50. Stabalize at 11:23. Sample FWGBKGmw-018C-0519-GW and GF for VOC, SVOC, Pest, PCB, Explo, Propellants, Cyanide, Perchlorate, and Metals (metals & ClO4 are field Filtered GF) at 11:25. Collected duplicate FWGBKGmw-DUP5-0555-GW/GF and split FWGBKGmw-018C-561S-GW/GF on this well fro same analysis. Decon equipment 13:00. Pack up site. Leave. settings CPM4 re 5 dis 10 throttle 10 psi at 0.15l/m.

Daily Weather Conditions: A.M. Cloudy, scattered light rain, low-50's, moderate humidity, light S wind.

P.M.

Recorded By: Erik Corbin 10/11/07 QA Checked By: Cal 11/29/07

WELL PURGE RECORD

PROJECT NAME: Facility-wide Groundwater Monitoring Program

Well Number and Location: BKG MW-019C Page: 1 of 1

Date	Time	Gallons Removed	Total Gallons Removed	pH (Standard Units)	Temp (°C)	Specific Conductivity (s/cm)	Dissolved Oxygen (mg/L)	Turbidity (NTU)	Comments
10/10/2007	1138	1.08L	1.08L	6.75	10.73	0.85	0.79	1358.00	
10/10/2007	1141	1.08	2.16L	6.72	10.74	0.78	0.46	1409.00	
10/10/2007	1144	1.08	3.24L	6.73	10.68	0.78	0.34	1999.00	
10/10/2007	1147	1.08	4.32	6.74	10.62	0.77	0.26	2000.00	
10/10/2007	1150	1.08	5.4L	6.74	10.59	0.77	0.26	2000.00	High Turbidity

Recorded By: [signature] 10-11-07
(Signature and Date)

QA Check By: [signature] 12/14/07
(Signature and Date)

TASK TEAM ACTIVITY LOG SHEET

PROJECT NAME: RVAAP Facility-Wide Groundwater Monitoring Program

Date: 10/11/2007 ☐ Su ☐ M ☐ Tu ☐ W ☒ Th ☐ F ☐ Sa Page 1 of 1

Team Members:

James McDaniel

Robert (Zeke) Secore

Spencer Lattimer

Narrative (include time and location):

Arrive at BKGmw-019C at 1123, Initial WL= 21.31 . Begin Purge of BKG MW-019C at 1130 . Water stablized at 21.45 Air Throttle at 140 feet, Recharge at 9, Discharge at 6. Sample BKG MW-019C-0520GW and GF at 1155. Sampling for VOC, SVOC, EXPLOSIVES, PESTICIDES, CYANIDE, PROPELLANTS, PCB, PERCHLORATES (field filtered), METALS (field filtered), Finish sampling at 1224 Decon Pump. Leave BKG MW-019 at 1240.

Daily Weather Conditions: A.M. cool, windy, mid 50's, partly cloudy

P.M.

Recorded By: [signature] 10-11-07 QA Checked By: [signature] 12/14/07

WELL PURGE RECORD

PROJECT NAME: Facility-wide Groundwater Monitoring Program

Well Number and Location: BKG MW-020C Page: 1 of 1

Date	Time	Gallons Removed	Total Gallons Removed	pH (Standard Units)	Temp (°C)	Specific Conductivity (s/cm)	Dissolved Oxygen (mg/L)	Turbidity (NTU)	Comments
10/10/2007	1258	.30L	.3L	7.13	15.57	0.40	3.25	113.00	
10/10/2007	1301	0.30	.6L	6.84	13.63	0.44	1.52	74.00	
10/10/2007	1304	0.30	.9L	6.77	13.00	0.43	0.80	58.40	
10/10/2007	1307	0.30	1.2L	6.74	12.67	0.43	0.64	52.00	
10/10/2007	1310	0.30	1.5L	6.73	12.51	0.43	0.58	49.40	
10/10/2007	1313	0.30	1.8L	6.70	12.52	0.42	0.51	47.30	

Recorded By: [signature] 10-11-07
(Signature and Date)

QA Check By: [signature] 12/14/07
(Signature and Date)

TASK TEAM ACTIVITY LOG SHEET

PROJECT NAME: RVAAP Facility-Wide Groundwater Monitoring Program

Date: 10/11/2007 ☐ Su ☐ M ☐ Tu ☐ W ☒ Th ☐ F ☐ Sa Page 1 of 1

Team Members:

James McDaniel

Robert (Zeke) Secore

Spencer Lattimer

Narrative (include time and location):

Arrive at BKGmw-020C at 1245, Initial WL= 13.41 . Begin Purge of BKG MW-020C at 1250 . Air Throttle at 6.50 feet, Recharge at 11.5 , Discharge at 3.5 . Monitor continous water level drawdown .Sample BKG MW-020C-0521GW and GF at 1315. Sampling for VOC, SVOC, EXPLOSIVES, PESTICIDES, CYANIDE, PROPELLANTS, PCB, PERCHLORATES (field filtered), METALS (field filtered), Finish sampling at 1420. Decon Pump. Leave BKG MW-020 at 1430.

Daily Weather Conditions: A.M. cool, windy, mid 50's, partly cloudy

P.M.

Recorded By: [signature] 10-11-07 QA Checked By: [signature] 12/14/07

WELL PURGE RECORD

PROJECT NAME: Facility-wide Groundwater Monitoring Program

Well Number and Location: BKG-021 Page: 1 of 1

Date	Time	Gallons Removed	Total Gallons Removed	pH (Standard Units)	Temp (°C	Specific Conductivity (s/cm)	Dissolved Oxygen (mg/L)	Turbidity (NTU)	Comments
10/11/2007	855	0.75 Gal	0.75 Gal	6.01	14.20	0.92	8.79	280.00	cloudy, DRY

Recorded By: Erik Corbin 10/11/07 (Signature and Date)

QA Check By: Colleen Barr 11/29/07 (Signature and Date)

TASK TEAM ACTIVITY LOG SHEET

PROJECT NAME: RVAAP Facility-Wide Groundwater Monitoring Program

Date: 10/11/2007 ☐ Su ☐ M ☐ Tu ☐ W ☒ Th ☐ F ☐ Sa Page 1 of 1

Team Members:

Aaron Roski

Erik Corbin

Narrative (include time and location):

08:30 at BKG-021, set up and check wl. WL at 19.90 ft. Less than one foot of water in well. Will not be able to sample with bladder pump. Begin bailing well. Bailed dry at 08:45. Recharging fairly well. Take one water quality reading at 08:55. Begin sampling by bailer at 09:30. Sample FWGBKGmw-021C-0522-GW and GF for VOC, SVOC, Pest, PCB, Explo, Propellants, Cyanide, Perchlorate, and Metals (metals & ClO4 are field Filtered GF) at 09:30. Decon equipment 15:00. Pack up site. Leave.

Daily Weather Conditions: A.M. Light rain, low-50's, moderate humidity, no wind

P.M.

Recorded By: Erik Corbin 10/11/07 QA Checked By: Cal 11/29/07

WELL PURGE RECORD

PROJECT NAME: Facility-wide Groundwater Monitoring Program

Well Number and Location: CBP - 006 Page: 1 of 1

Date	Time	Gallons Removed	Total Gallons Removed	pH (Standard Units)	Temp (°C)	Specific Conductivity (s/cm)	Dissolved Oxygen (mg/L)	Turbidity (NTU)	Comments GRAY
10/9/2007	1218	1.44 L	1.44 L	7.19	13.57	0.61	3.83	5999.00	water very cloudy, light ~~brown~~ in
10/9/2007	1221	1.44 L	3.84 L	7.19	12.97	0.61	3.72	5999.00	color, SOFT BOTTOM, EXTREMELY
10/9/2007	1224	1.44 L	5.28 L	7.23	12.62	0.61	4.12	5999.00	TURBID.
10/9/2007	1227	1.44 L	6.72 L	7.24	12.59	0.61	4.34	5999.00	
10/9/2007	1230	1.44 L	8.16 L	7.27	12.73	0.61	5.00	5999.00	
10/9/2007	1233	1.44 L	9.60 L	7.28	12.57	0.61	4.91	5999.00	
10/9/2007	1236	1.44 L	11.04 L	7.29	12.57	0.61	4.85	5999.00	

Recorded By: Robert Snow 10-9-07
(Signature and Date)

QA Check By: [signature] 12/14/07
(Signature and Date)

TASK TEAM ACTIVITY LOG SHEET

PROJECT NAME: RVAAP Facility-Wide Groundwater Monitoring Program

Date: 10/9/2007 ☐ Su ☐ M ☒ Tu ☐ W ☐ Th ☐ F ☐ Sa Page 1 of 1

Team Members:

James McDaniel

Robert (Zeke) Secore

Narrative (include time and location):

Arrive at CBP MW-006 at 1155, Initial WL= 9.44. Begin Purge of CBP MW-006 at 1207. Air Throttle at 100\ feet, Recharge at 6, Discharge at 9. Water Level monitored continuously and stable at 9.44. Sample FWGCBPmw-006C-0523-GW and GF at 1240. Sampling for VOC, SVOC, EXPLOSIVES, PESTICIDES, CYANIDE, PROPELLANTS, PCB, PERCHLORATES (field filtered), METALS (field filtered), Finish sampling at 1313. Decon Pump. Leave CBP MW-006 at 1325.

Daily Weather Conditions: A.M. humid, partly cloudy, lower 70's

P.M.

Recorded By: [signature] 10-9-07 QA Checked By: [signature] 12/14/07

WELL PURGE RECORD

PROJECT NAME: Facility-wide Groundwater Monitoring Program

Well Number and Location: CBP MW - 007 Page: 1 of 1

Date	Time	Gallons Removed	Total Gallons Removed	pH (Standard Units)	Temp (°C)	Specific Conductivity (s/cm)	Dissolved Oxygen (mg/L)	Turbidity (NTU)	Comments
10/9/2007	0840	.300 L	.300 L	5.89	16.70	1.81	3.22	55.00	
10/9/2007	0843	.300 L	.600 L	6.34	15.96	1.82	1.87	56.00	
10/9/2007	0846	.300 L	.900 L	6.52	15.63	1.81	1.14	62.10	
10/9/2007	0849	.300 L	1.20 L	6.63	15.67	1.81	0.87	69.20	
10/9/2007	0852	.300 L	1.50 L	6.68	15.72	1.81	0.77	77.00	
10/9/2007	0855	.300 L	1.80 L	6.73	15.68	1.81	0.70	86.60	
10/9/2007	0858	.300 L	2.10 L	6.76	15.64	1.83	0.66	94.50	

Recorded By: Robert Snare 10-9-07
(Signature and Date)

QA Check By: [signature] 12/14/07
(Signature and Date)

TASK TEAM ACTIVITY LOG SHEET

PROJECT NAME: RVAAP Facility-Wide Groundwater Monitoring Program

Date: 10/9/2007 ☐ Su ☐ M ☒ Tu ☐ W ☐ Th ☐ F ☐ Sa Page 1 of 1

Team Members:

James McDaniel

Robert (Zeke) Secore

Narrative (include time and location):

Arrive at CBP MW-007 at 0816, Initial WL= 18.57. Begin Purge of CBP MW-007 at 0831. Air Throttle at 25 ~~feet~~ psig Recharge at 13, Discharge at 2. Continuous monitor drawdown, pumping low volume at 100 mL/minute . Sample FWGCBPmw-007C-0524-GW and GF at 0900. Sampling for VOC, SVOC, EXPLOSIVES, PESTICIDES, CYANIDE, PROPELLANTS, PCB, PERCHLORATES (field filtered), METALS (field filtered), Finish sampling at 1106. Decon Pump. Take Equipment Blank FWGEQUIPRinse2-0557-GW at 1120 for same analysis. Leave CBP MW-007 at 1145.

Daily Weather Conditions: A.M. humid, partly cloudy, lower 70's

P.M.

Recorded By: Robert Secore 10-9-07 QA Checked By: [illegible] 12/14/07

WELL PURGE RECORD

PROJECT NAME: Facility-wide Groundwater Monitoring Program

Well Number and Location: DET2-107

Date	Time	Gallons Removed	Total Gallons Removed	pH (Standard Units)	Temp (°C	Specific Conductivity (s/cm)	Dissolved Oxygen (mg/L)	Turbidity (NTU)	Comments
10/10/2007	10:55	0.15 L	0.15L	6.91	17.09	0.59	4.18	0.70	clear
10/10/2007	10:58	0.15	0.30L	6.96	16.84	0.58	3.08	0.30	clear
10/10/2007	11:01	0.15	0.45L	6.97	16.58	0.58	2.51	-0.40	clear

Recorded By: Emily Corbin 10/10/07
(Signature and Date)

QA Check By: Colleen Hoan 11/29/07
(Signature and Date)

TASK TEAM ACTIVITY LOG SHEET

PROJECT NAME: RVAAP Facility-Wide Groundwater Monitoring Program

Date: 10/10/2007 ☐ Su ☐ M ☐ Tu ☒ W ☐ Th ☐ F ☐ Sa Page 1 of 1

Team Members:

Stu Wilkison

Erik Corbin

Narrative (include time and location):

10:30 at DET2-107, set up and check wl. WL at 8.40 ft. 10:45 begin purge, continuously monitor wl drawn down at 8.7. Stabalize at 11:01. Sample FWGDA2mw-DET1bR-0525-GW and GF for VOC, SVOC, Pest, PCB, Explo, Propellants, Cyanide, Perchlorate, and Metals (metals & ClO4 are field Filtered GF) at 11:05. Decon equipment 12:15. Pack up site. Leave. settings CPM4 re 5 dis 10 throttle 10 psi at 0.15l/m

Daily Weather Conditions: A.M. Sunny, mid-50's, moderate humidity SW 10-15 mph

P.M.

Recorded By: Erik Corbin 10/10/07 QA Checked By: Carl 11/29/07

WELL PURGE RECORD

PROJECT NAME: Facility-wide Groundwater Monitoring Program

Well Number and Location: DET-3 Page: 1 of 1

Date	Time	Gallons Removed	Total Gallons Removed	pH (Standard Units)	Temp (°C)	Specific Conductivity (s/cm)	Dissolved Oxygen (mg/L)	Turbidity (NTU)	Comments
10/10/2007	1040	0.10	.1L	6.90	14.25	0.64	7.45	238.00	
10/10/2007	1043	0.60	.7L	6.96	14.11	0.64	9.98	96.90	
10/10/2007	1046	0.60	1.3L	6.98	14.07	0.64	9.96	52.00	
10/10/2007	1049	0.60	1.9L	6.99	14.06	0.65	8.82	36.10	

Recorded By: [signature] 10/10/07 (Signature and Date)

QA Check By: [signature] 11/30/07 (Signature and Date)

TASK TEAM ACTIVITY LOG SHEET

PROJECT NAME: RVAAP Facility-Wide Groundwater Monitoring Program

Date: 10/10/2007 ☐ Su ☐ M ☒ Tu ☐ W ☐ Th ☐ F ☐ Sa Page 1 of 1

Team Members:

Colleen Lear

Steve Sturgeon

Narrative (include time and location):

1030 at DET-3, wl at 9.98, purge til stabalized at 1049 and drawdown to 10.04 . Sample FWGDETmw-3bR-0526-GW and GF for VOC, SVOC, Explo, Pest, PCB, Propellants, Cyanide, then field filtered Perchlorates, and Metals at 1100. Pack up site. Settings are Throttle 90, refill 10, Dis 5, 4 cycles - Decon Equipment.

Daily Weather Conditions: A.M. Cloudy, Mid 50s, 5-10 W, moderate humidity

P.M.

Recorded By: CRL 10/10/07 QA Checked By: [signature] 11/30/07

WELL PURGE RECORD

PROJECT NAME: Facility-wide Groundwater Monitoring Program

Well Number and Location: DET-4 Page: 1 of 1

Date	Time	Gallons Removed	Total Gallons Removed	pH (Standard Units)	Temp (°C)	Specific Conductivity (s/cm)	Dissolved Oxygen (mg/L)	Turbidity (NTU)	Comments
10/9/2007	1620	0.25	0.25	7.40	16.73	0.82	9.37	61.90	
10/9/2007	1625	0.12	0.38						Bailed Dry

Recorded By: Colleen Haw 10/9/07 (Signature and Date)

QA Check By: [signature] 11/30/07 (Signature and Date)

TASK TEAM ACTIVITY LOG SHEET

PROJECT NAME: RVAAP Facility-Wide Groundwater Monitoring Program

Date: 10/9/2007 ☐ Su ☐ M ☐ Tu ☒ W ☐ Th ☐ F ☐ Sa Page 1 of 1

Team Members:

Colleen Lear

Steve Sturgeon

Narrative (include time and location):

1615 at DET-4, wl at 11.10, bailed dry after 1.5 bailers total approximately 0.38 gallons evacuated. Will come back within 24 hours (tomorrow) to attempt sample collection of minimum volumes. Pack up site. - Decon Equipment.

Daily Weather Conditions: A.M.

P.M.

Recorded By: 10/9/07 QA Checked By: 11/30/07

TASK TEAM ACTIVITY LOG SHEET

PROJECT NAME: RVAAP Facility-Wide Groundwater Monitoring Program

Date: 10/10/2007 ☐ Su ☐ M ☒ Tu ☐ W ☐ Th ☐ F ☐ Sa Page 1 of 1

Team Members:

Colleen Lear

Steve Sturgeon

Narrative (include time and location):

1030 at DET-4 with a wl at 11.10. Well purged and bailed dry on 10-9-07. Sample FWGDETmw-4bR-0527-GW and GF for VOC, SVOC, Explo, Pest, PCB, Propellants, Cyanide, then field filtered Perchlorates, and Metals for minimum volumes only at 1040 Pack up site. - Decon Equipment and leave area.

Daily Weather Conditions: A.M.

P.M.

Recorded By: Colleen Lear 10/10/07 QA Checked By: 11/20/07

WELL PURGE RECORD

PROJECT NAME: Facility-wide Groundwater Monitoring Program

Well Number and Location: LL1-078 Page: 1 of 1

Date	Time	Gallons Removed	Total Gallons Removed	pH (Standard Units)	Temp (°C)	Specific Conductivity (s/cm)	Dissolved Oxygen (mg/L)	Turbidity (NTU)	Comments
10/8/2007	1448	.720 L	.720 L	5.70	18.91	0.34	7.09	746.00	water slightly brown colored and
10/8/2007	1451	0.72	1.44 L	5.79	16.27	0.34	6.28	580.00	cloudy
10/8/2007	1454	0.72	2.16 L	5.83	15.58	0.34	6.09	470.00	
10/8/2007	1457	0.72	2.88 L	5.87	15.46	0.34	5.93	441.00	cloudy
10/8/2007	1500	0.72	3.6 L	5.86	15.47	0.34	5.85	440.00	
10/8/2007	1503	0.72	4.32 L	5.86	15.56	0.34	5.75	393.00	

Recorded By: [signature] 10-8-07
(Signature and Date)

QA Check By: [signature] 12/14/07
(Signature and Date)

TASK TEAM ACTIVITY LOG SHEET

PROJECT NAME: RVAAP Facility-Wide Groundwater Monitoring Program

Date: 10/8/2007 ☐ Su ☒ M ☐ Tu ☐ W ☐ Th ☐ F ☐ Sa Page 1 of 1

Team Members:

James McDaniel

Robert (Zeke) Secore

Narrative (include time and location):

Arrive at LL1 MW-78 at 1427, Initial WL= 32.29. Begin Purge of MW-78 at 1442. Air Throttle at 100 feet, Recharge at 10, Discharge at 5. Water Level monitored continuously and stable at 32.41. Sample FWGLL1mw-078C-0535-GW and GF at 1505. Sampling for VOC, SVOC, EXPLOSIVES, PESTICIDES, CYANIDE, PROPELLANTS, PCB, PERCHLORATES (field filtered), METALS (field filtered), Finish sampling at 1557. Decon Pump. Leave LL1 MW-078 at 1607.

Daily Weather Conditions: A.M.

P.M. Mid 80's, humid, cloudy

Recorded By: Robert Secore 10-8-07 QA Checked By: [illegible] 12/14/07

WELL PURGE RECORD

PROJECT NAME: Facility-wide Groundwater Monitoring Program

Well Number and Location: LL1-080 Page: 1 of 1

Date	Time	Gallons Removed	Total Gallons Removed	pH (Standard Units)	Temp (°C)	Specific Conductivity (s/cm)	Dissolved Oxygen (mg/L)	Turbidity (NTU)	Comments
10/8/2007	1646	.480 L	.48 L	5.95	20.84	1.15	6.05	111.00	
10/8/2007	1649	.480 L	.96 L	6.17	19.25	1.20	5.36	84.30	
10/8/2007	1652	.480 L	1.44 L	6.24	18.91	1.23	5.12	81.80	
10/8/2007	1655	.480 L	1.92 L	6.28	18.94	1.25	4.98	80.70	
10/8/2007	1658	.480 L	2.4 L	6.29	18.89	1.28	4.90	77.10	

Recorded By: [signature] 10.8.07
(Signature and Date)

QA Check By: [signature] 12/14/07
(Signature and Date)

TASK TEAM ACTIVITY LOG SHEET

PROJECT NAME: RVAAP Facility-Wide Groundwater Monitoring Program

Date: 10/8/2007 ☐ Su ☒ M ☐ Tu ☐ W ☐ Th ☐ F ☐ Sa Page 1 of 1

Team Members:

James McDaniel

Robert (Zeke) Secore

Narrative (include time and location):

Arrive at LL1 MW-80 at 1617, Initial WL= 14.50. Begin Purge of MW-80 at 1632. Air Throttle at 15 ~~feet~~ PSIG, Recharge at 13, Discharge at 2. Water Level continously monitored, slow purge rate and final wl at 15.41. Sample FWGLL1mw-080C-0536-GW and GF at 1700. Sampling for VOC, SVOC, EXPLOSIVES, PESTICIDES, CYANIDE, PROPELLANTS, PCB, PERCHLORATES (field filtered), METALS (field filtered), Finish sampling at 1823. Decon Pump. Leave LL1 MW-080 at 1829.

Daily Weather Conditions: A.M.

P.M. Upper 70's, humid, cloudy, raining

Recorded By: Robert Secore 10.8.07 QA Checked By: Cal 12/14/07

WELL PURGE RECORD

PROJECT NAME: Facility-wide Groundwater Monitoring Program

Well Number and Location: LL1-083 Page: 1 of 1

Date	Time	Gallons Removed	Total Gallons Removed	pH (Standard Units)	Temp (°C)	Specific Conductivity (s/cm)	Dissolved Oxygen (mg/L)	Turbidity (NTU)	Comments
10/8/2007	1110	.600 L	.600 L	4.78	15.54	0.28	7.15	202.00	slightly cloudy
10/8/2007	1113	.600 L	1.2 L	4.43	15.31	0.27	6.71	146.00	
10/8/2007	1116	.600 L	1.8 L	4.39	14.65	0.27	6.29	114.00	
10/8/2007	1119	.600 L	2.4 L	4.60	14.58	0.27	6.02	85.50	
10/8/2007	1122	.600 L	3.0 L	4.46	14.64	0.27	5.83	75.90	
10/8/2007	1125	.600 L	3.6 L	4.40	14.45	0.27	5.47	65.60	
10/8/2007	1128	.600 L	4.2 L	4.37	14.35	0.27	5.50	54.90	
10/8/2007	1131	.600 L	4.8 L	4.35	14.34	0.27	5.51	39.70	

Recorded By: [signature] 10-8-07
(Signature and Date)

QA Check By: [signature] 12/14/07
(Signature and Date)

TASK TEAM ACTIVITY LOG SHEET

PROJECT NAME: RVAAP Facility-Wide Groundwater Monitoring Program

Date: 10/8/2007 ☐ Su ☒ M ☐ Tu ☐ W ☐ Th ☐ F ☐ Sa Page 1 of 1

Team Members:

James McDaniel

Robert (Zeke) Secore

Narrative (include time and location):

Arrive at LL1 MW-83 at 0945, Initial WL= 33.62. Missing air tube adapter piece and got replacement. Begin Purge of MW-83 at 1100. Air Throttle at 30 ~~feet~~ PSIG Recharge at 12.5 Discharge at 2.5. Water Level contiuously monitored and stable at 33.85. Sample FWGLL1mw-083C-0537-GW and GF at 1135. Sampling for VOC, SVOC, EXPLOSIVES, PESTICIDES, CYANIDE, PROPELLANTS, PCB, PERCHLORATES (field filtered), METALS (field filtered), Take 2 sets of MSMSD as FWGLL1mw-083C-0537MSMSD-GW and GF for same analysis. Finish sampling at 1415. Decon Pump. Leave LL1 MW-083 at 1427.

Daily Weather Conditions: A.M. mid 80's, sunny, humid

P.M.

Recorded By: [signature] 10-8-07 QA Checked By: [signature] 12/14/07

WELL PURGE RECORD

PROJECT NAME: Facility-wide Groundwater Monitoring Program

Well Number and Location: LL2-mw059 Page: 1 of 1

Date	Time	Gallons Removed	Total Gallons Removed	pH (Standard Units)	Temp (°C)	Specific Conductivity (s/cm)	Dissolved Oxygen (mg/L)	Turbidity (NTU)	Comments
10/8/2007	1016	0.20L	0.2L	6.09	15.25	0.22	2.93	286.00	
10/8/2007	1020	0.80L	1L	6.00	14.80	0.20	6.14	204.00	
10/8/2007	1023	0.60L	1.6L	5.89	14.76	0.19	1.28	251.00	
10/8/2007	1026	0.60L	2.2L	5.84	14.70	0.18	0.40	209.00	
10/8/2007	1029	0.60L	2.8L	5.80	14.73	0.18	0.33	184.00	

Recorded By: Colleen Agan 10/8/07 (Signature and Date)

QA Check By: [signature] 11/30/07 (Signature and Date)

TASK TEAM ACTIVITY LOG SHEET

PROJECT NAME: RVAAP Facility-Wide Groundwater Monitoring Program

Date: 10/8/2007 ☐ Su ☒ M ☐ Tu ☐ W ☐ Th ☐ F ☐ Sa Page 1 of 1

Team Members:

Colleen Lear

Steve Sturgeon

Narrative (include time and location):

1000 at LL2-mw59, wl at 14.02, purge til stabalized at 1028, and continuously monitored drawdown to 14.41. 1040 sample FWGLL2mw-059C-0538-GW and GF for VOC, SVOC, Explo, Pest, PCB, Propellants, Cyanide, then field filtered Perchlorates, and Metals. Decon Equipment. Pack up site. Settings throttle 60, refill 10, dis 5, cycles 4.

Daily Weather Conditions: A.M. 70s, humid, cloudy

P.M.

Recorded By: Cal 10/8/07

QA Checked By: [signature] 11/20/07

WELL PURGE RECORD

PROJECT NAME: Facility-wide Groundwater Monitoring Program

Well Number and Location: LL2-mw262 Page: 1 of 1

Date	Time	Gallons Removed	Total Gallons Removed	pH (Standard Units)	Temp (°C)	Specific Conductivity (s/cm)	Dissolved Oxygen (mg/L)	Turbidity (NTU)	Comments
10/8/2007	1155	0.30L	0.30L	6.02	19.16	0.25	9.52	77.60	
10/8/2007	1158	0.45	0.75	5.97	18.44	0.37	11.42	58.20	
10/8/2007	1201	0.45	1.20	5.93	17.32	0.40	11.99	36.00	
10/8/2007	1204	0.45	1.65	5.88	17.17	0.41	12.18	42.50	
10/8/2007	1207	0.45	2.10	5.90	16.81	0.41	12.28	29.80	

Recorded By: Colleen Hoan 10/8/07
(Signature and Date)

QA Check By: [signature] 11/30/07
(Signature and Date)

TASK TEAM ACTIVITY LOG SHEET

PROJECT NAME: RVAAP Facility-Wide Groundwater Monitoring Program

Date: 10/8/2007 ☐ Su ☒ M ☐ Tu ☐ W ☐ Th ☐ F ☐ Sa Page 1 of 1

Team Members:

Colleen Lear

Steve Sturgeon

Narrative (include time and location):

1140 at LL2-mw262, wl at 11.55, purge til stabalized at 1207, monitored drawdown to 11.83. 1220 sample FWGLL2mw-262C-0539-GW and GF for VOC, SVOC, Explo, Pest, PCB, Propellants, Cyanide, then field filtered Perchlorates, and Metals. Decon Equipment. Pack up site. Settings are Throttle 50, refill 10.5, Dis 4.5, 4 cycles

Daily Weather Conditions: A.M. 70s, humid, cloudy

P.M.

Recorded By: 10/8/07 QA Checked By: 11/30/07

WELL PURGE RECORD

PROJECT NAME: Facility-wide Groundwater Monitoring Program

Well Number and Location: LL2-mw263 Page: 1 of 1

Date	Time	Gallons Removed	Total Gallons Removed	pH (Standard Units)	Temp (°C)	Specific Conductivity (s/cm)	Dissolved Oxygen (mg/L)	Turbidity (NTU)	Comments
10/8/2007	1335	0.30L	0.3L	6.85	18.09	0.25	1.67	135.00	
10/8/2007	1338	0.30L	0.6L	6.78	17.67	0.25	1.06	160.00	
10/8/2007	1341	0.30L	0.9L	6.73	17.55	0.25	1.04	155.00	
10/8/2007	1344	0.30L	1.2L	6.72	17.53	0.25	1.14	136.00	clear

Recorded By: 10/8/07 (Signature and Date)

QA Check By: 11/30/07 (Signature and Date)

TASK TEAM ACTIVITY LOG SHEET

PROJECT NAME: RVAAP Facility-Wide Groundwater Monitoring Program

Date: 10/8/2007 ☐ Su ☒ M ☐ Tu ☐ W ☐ Th ☐ F ☐ Sa Page 1 of 1

Team Members:

Colleen Lear

Steve Sturgeon

Narrative (include time and location):

1330 at LL2-mw263, wl at 11.77, purge til stabalized at 1345, monitor drawdown to 11.83, sample FWGLL2mw-263C-0540-GW and GF for VOC, SVOC, Explo, Pest, PCB, Propellants, Cyanide, then field filtered Perchlorates, and Metals at 1400. Decon Equipment. Pack up site. Settings are Throttle 80, refill 9.5, Dis 5.5, 4 cycles

Daily Weather Conditions: A.M.

P.M. humid, mid 80s

Recorded By: CL 10/8/07

QA Checked By: 11/20/07

WELL PURGE RECORD

PROJECT NAME: Facility-wide Groundwater Monitoring Program

Well Number and Location: LL3-mw238 Page: 1 of 1

Date	Time	Gallons Removed	Total Gallons Removed	pH (Standard Units)	Temp (°C)	Specific Conductivity (s/cm)	Dissolved Oxygen (mg/L)	Turbidity (NTU)	Comments
10/8/2007	1256	0.20L	0.20	7.24	16.87	0.19	7.59	235.00	
10/8/2007	1259	0.30L	0.50	7.04	15.97	0.19	8.23	109.00	clear
10/8/2007	1302	0.30L	0.80	6.97	15.68	0.19	7.87	212.00	
10/8/2007	1305	0.30L	1.10	6.70	15.48	0.19	5.92	275.00	slightly cloudy
10/8/2007	1308	0.30L	1.40	6.61	15.46	0.19	5.35	250.00	
10/8/2007	1311	0.30L	1.70	6.62	15.38	0.19	7.53	215.00	
10/8/2007	1314	0.30L	2L	6.58	15.39	0.19	8.26	206.00	

Recorded By: [signature] 10/8/07
(Signature and Date)

QA Check By: [signature] 11/30/07
(Signature and Date)

TASK TEAM ACTIVITY LOG SHEET

PROJECT NAME: RVAAP Facility-Wide Groundwater Monitoring Program

Date: 10/8/2007 ☐ Su ☒ M ☐ Tu ☐ W ☐ Th ☐ F ☐ Sa Page 1 of 1

Team Members:

Colleen Lear

Steve Sturgeon

Narrative (include time and location):

1450 at LL3-mw238, wl at 17.85, purge til stabalized at 1514. Monitored drawdown to 18.38, slow purge rate. Sample FWGLL3mw-238C-0541-GW and GF for VOC, SVOC, Explo, Pest, PCB, Propellants, Cyanide, then field filtered Perchlorates, and Metals at 1515. Pack up site. Settings are Throttle 50, refill 10, Dis 5, 4 cycles - Decon Equipment and collected rinse blank at 1610.

Daily Weather Conditions: A.M.

P.M. mid 80s, humid, cloudt, trace rain

Recorded By: 10/8/07 QA Checked By: 11/30/07

WELL PURGE RECORD

PROJECT NAME: Facility-wide Groundwater Monitoring Program

Well Number and Location: LL3-mw242

Date	Time	Gallons Removed	Total Gallons Removed	pH (Standard Units)	Temp (°C	Specific Conductivity (s/cm)	Dissolved Oxygen (mg/L)	Turbidity (NTU)	Comments
10/8/2007	14:45	0.10 L	.10L	6.96	20.52	0.24	10.57	58.10	clear
10/8/2007	14:48	0.30	.40L	6.56	18.96	0.21	10.76	47.80	clear
10/8/2007	14:51	0.30	.70L	6.51	19.06	0.21	10.65	31.40	clear
10/8/2007	14:54	0.30	1.0L	6.52	18.18	0.21	10.58	22.00	clear

Recorded By: Eric Corbin 10/8/07
(Signature and Date)

QA Check By: Colleen Hoan 11/29/07
(Signature and Date)

TASK TEAM ACTIVITY LOG SHEET

PROJECT NAME: RVAAP Facility-Wide Groundwater Monitoring Program

Date: 10/8/2007 ☐ Su ☒ M ☐ Tu ☐ W ☐ Th ☐ F ☐ Sa Page 1 of 1

Team Members:

Aaron Roski

Erik Corbin

Narrative (include time and location):

14:20 at LL3-242, set up and check wl. WL at 19.25 ft. 14:35 begin purge continuously monitor wl drawn down at 19.30. Stabilize at 14:54. Sample FWGLL3mw-242C-0542-GW and GF for VOC, SVOC, Pest, PCB, Explo, Propellants, Cyanide, Perchlorate, and Metals (metals & ClO4 are field Filtered GF) at 14:58. Decon equipment 15:50. Pack up site. Leave. settings CPM4 re 5 dis 10 throttle 10 psi at 0.15l/m

Daily Weather Conditions: A.M. _____

P.M. Sunny, 90 degrees, high humidity, no wind

Recorded By: Erik Corbin 10/8/07 QA Checked By: Cal 11/29/07

WELL PURGE RECORD

PROJECT NAME: Facility-wide Groundwater Monitoring Program

Well Number and Location: LL4 MW-198 Page: 1 of 1

Date	Time	Gallons Removed	Total Gallons Removed	pH (Standard Units)	Temp (°C)	Specific Conductivity (s/cm)	Dissolved Oxygen (mg/L)	Turbidity (NTU)	Comments
10/9/2007	1401	1.02L	1.02	6.55	17.95	0.35	1.23	526.00	water slightly cloudy, light brown
10/9/2007	1404	1.02L	2.04	6.04	16.72	0.36	0.58	428.00	colored
10/9/2007	1407	1.02L	3.06	5.89	16.34	0.36	0.42	319.00	colored
10/9/2007	1410	1.02L	4.08	5.80	15.40	0.36	0.34	237.00	colored
10/9/2007	1413	1.02L	5.10	5.76	14.97	0.36	0.31	208.00	
10/9/2007	1416	1.02L	6.12	5.75	14.87	0.37	0.26	160.00	
10/9/2007	1419	1.02L	7.14	5.74	14.91	0.36	0.24	166.00	

Recorded By: Robert Snow 10-9-07
(Signature and Date)

QA Check By: [signature] 12/14/07
(Signature and Date)

TASK TEAM ACTIVITY LOG SHEET

PROJECT NAME: RVAAP Facility-Wide Groundwater Monitoring Program

Date: 10/9/2007 ☐ Su ☐ M ☒ Tu ☐ W ☐ Th ☐ F ☐ Sa Page 1 of 1

Team Members:

James McDaniel

Robert (Zeke) Secore

Narrative (include time and location):

Arrive at LL4 MW-198 at 1340, Initial WL= 10.95. Begin Purge of LL4 MW-198 and water level at 1353. Air Throttle at ~~75~~ 30 psig 12 feet, Recharge at 13, Discharge at 2. Sample FWGLL4mw-198C-0543-GW and GF at 1425. Sampling for VOC, SVOC, EXPLOSIVES, PESTICIDES, CYANIDE, PROPELLANTS, PCB, PERCHLORATES (field filtered), METALS (field filtered), Finish sampling at 1513. Decon Pump. Leave LL4 MW-198 at 1525.

Daily Weather Conditions: A.M. _____

P.M. Sunny, Partky cloudy, mid 80's, very humid

Recorded By: Robert Secore 10-9-07 QA Checked By: QL 12/14/07

WELL PURGE RECORD

PROJECT NAME: Facility-wide Groundwater Monitoring Program

Well Number and Location: LL4 MW-199 Page: 1 of 1

Date	Time	Gallons Removed	Total Gallons Removed	pH (Standard Units)	Temp (°C)	Specific Conductivity (s/cm)	Dissolved Oxygen (mg/L)	Turbidity (NTU)	Comments
10/9/2007	1600	.300 L	.300 L	6.36	21.00	0.65	1.70	118.00	
10/9/2007	1603	.300 L	.600 L	6.58	19.68	0.66	0.82	110.00	
10/9/2007	1606	.300 L	.900 L	6.68	19.17	0.67	0.57	111.00	
10/9/2007	1609	.300 L	1.2 L	6.74	18.85	0.67	0.44	114.00	
10/9/2007	1612	.300 L	1.5 L	6.77	18.75	0.67	0.39	115.00	
10/9/2007	1615	.300 L	1.8 L	6.79	18.70	0.67	0.39	119.00	

Recorded By: [signature] 10-9-07
(Signature and Date)

QA Check By: [signature] 12/14/07
(Signature and Date)

TASK TEAM ACTIVITY LOG SHEET

PROJECT NAME: RVAAP Facility-Wide Groundwater Monitoring Program

Date: 10/9/2007 ☐ Su ☐ M ☒ Tu ☐ W ☐ Th ☐ F ☐ Sa Page 1 of 1

Team Members:

James McDaniel

Robert (Zeke) Secore

Narrative (include time and location):

Arrive at LL4 MW-199 at 1543, Initial WL= ~~8.53~~ 3.16. Begin Purge of LL4 MW-199 at 1548. Air Throttle at ~~25~~ 10 ~~feet~~, Recharge at 13, Discharge at 2. Monitor continuous drawdown. Slow pumping of 100ml/minute. Sample FWGLL4mw-199C-0544-GW and GF at 1620. Sampling for VOC, SVOC, EXPLOSIVES, PESTICIDES, CYANIDE, PROPELLANTS, PCB, PERCHLORATES (field filtered), METALS (field filtered), Finish sampling at 1753. Decon Pump. Leave LL4 MW-199 at 1759.

Daily Weather Conditions: A.M. _____

P.M. Sunny, Partly cloudy, mid 80's, very humid

Recorded By: [signature] 10-9-07 QA Checked By: [signature] 12/14/07

WELL PURGE RECORD

PROJECT NAME: Facility-wide Groundwater Monitoring Program

Well Number and Location: LL11-mw002 Page: 1 of 1

Date	Time	Gallons Removed	Total Gallons Removed	pH (Standard Units)	Temp (°C	Specific Conductivity (s/cm)	Dissolved Oxygen (mg/L)	Turbidity (NTU)	Comments
10/8/2007	09:40	0.15L	0.15L	6.65	17.65	0.76	11.26	60.00	clear
10/8/2007	09:43	0.30L	0.45L	6.87	17.57	0.70	11.20	50.10	clear
10/8/2007	09:46	0.30L	0.74L	6.96	17.95	0.65	10.64	35.10	clear
10/8/2007	09:49	0.30L	1.05L	7.05	17.89	0.64	10.62	32.30	clear
10/8/2007	09:52	0.25L	1.30L	7.09	17.74	0.64	10.70	29.90	well going dry

Recorded By: Erik Corbin 10/8/07 (Signature and Date)

QA Check By: Colleen Doan 11/29/07 (Signature and Date)

TASK TEAM ACTIVITY LOG SHEET

PROJECT NAME: RVAAP Facility-Wide Groundwater Monitoring Program

Date: 10/8/2007 ☐ Su ☒ M ☐ Tu ☐ W ☐ Th ☐ F ☐ Sa Page 1 of 1

Team Members:

Aaron Roski

Erik Corbin

Narrative (include time and location):

09:15 at LL11-002, set up and check wl. WL at 5.94 ft. 0935 begin purge continuously monitor wl drawn down to 7.10. Stabalize at 09:52. Well started drawing down fast - Lowered purge rate to less than 0.1 L per minute. Sample FWGLL11mw-002C-0528-GW and GF, field duplicate FWGLL11mw-DUP4-0554-GW and GF plus split sample FWGLL11mw-002-0562S-GW and GF. Collected VOCs for sample, Dup, and split. Collected all but 4 bottles of duplicate sample. Left at 11:45 to go to another well while this one recharges. Returned to well at 14:15 - WL at 10.1. Started sampling, but will provide minimum volume to lab. Collected 5 L of sample (1 for DUP4, 4 for -0528 GW). Will let recharge overnight and return tomorrow morning to finish sampling. Left well at 17:00.

Daily Weather Conditions: A.M. Sunny, 66 degrees, no wind

P.M.

Recorded By: Erik Corbin 10/8/07 QA Checked By: 11/29/07

TASK TEAM ACTIVITY LOG SHEET

PROJECT NAME: RVAAP Facility-Wide Groundwater Monitoring Program

Date: 10/9/2007 ☐ Su ☐ M ☒ Tu ☐ W ☐ Th ☐ F ☐ Sa Page 1 of 1

Team Members:

Aaron Roski

Erik Corbin

Narrative (include time and location):

Arrive back at well LL11-002at 08:15 on 10/9. WL 7.21. Began collecting samples. Conservative approach was taken for samples -0528 and DUP4 and all aliquots are listed on the COC as being collected on 10/8 at 09:55. For the Split, VOCs are listed on the COC as being collected on 10/8 at 09:55, all other aliquots listed as 10/9 at 09:00. Sample FWGLL11mw-002C-0528-GW and GF for VOC, SVOC, Pest, PCB, Explo, Propellants, Cyanide, Perchlorate, and Metals (metals & ClO4 are field Filtered GF) at 09:55. Collected field duplicate FWGLL11mw-DUP4-0554-GW and GF and split sample FWGLL11mw-002-0562S-GW and GF for same parameters. Decon equipment 11:45. Pack up site. Leave. settings CPM4 re 12 dis 3 throttle 20 at 0.15l/m

Daily Weather Conditions: A.M. low 70, p cldy, humid

P.M.

Recorded By: Erik Corbin 10/9/07 QA Checked By: 11/29/07

WELL PURGE RECORD

PROJECT NAME: Facility-wide Groundwater Monitoring Program

Well Number and Location: LL11-mw007

Date	Time	Gallons Removed	Total Gallons Removed	pH (Standard Units)	Temp (°C	Specific Conductivity (s/cm)	Dissolved Oxygen (mg/L)	Turbidity (NTU)	Comments
10/8/2007	12:22	0.15 L	0.15 L	7.27	19.44	0.67	10.51	372.00	cloudy
10/8/2007	12:25	.45L	0.60L	7.35	17.52	0.65	11.26	338.00	
10/8/2007	12:28	.45L	1.05L	7.28	16.77	0.63	11.13	199.00	
10/8/2007	12:31	.45L	1.50L	7.34	16.61	0.63	11.16	125.00	slightly cloudy

Recorded By: Erik Corbin 10/8/07
(Signature and Date)

QA Check By: Colleen Lea 11/29/07
(Signature and Date)

TASK TEAM ACTIVITY LOG SHEET

PROJECT NAME: RVAAP Facility-Wide Groundwater Monitoring Program

Date: 10/8/2007 ☐ Su ☒ M ☐ Tu ☐ W ☐ Th ☐ F ☐ Sa Page 1 of 1

Team Members:

Aaron Roski

Erik Corbin

Narrative (include time and location):

12:15 at LL11-007, set up and check wl. WL at 16.7 ft. 12:22 begin purge & continuously monitor wl drawn down to 16.72. Stabalize at 12:31. Sample FWGLL11mw-007C-0529-GW and GF for VOC, SVOC, Pest, PCB, Explo, Propellants, Cyanide, Perchlorate, and Metals (metals & ClO4 are field Filtered GF) at 12:35. Decon equipment 13:25. Pack up site. Leave. settings CPM4 re 5 dis 10 throttle 10 psi at 0.15l/m

Daily Weather Conditions: A.M.

P.M. Sunny, 90 degrees, high humidity, no wind

Recorded By: Erik Corbin 10/8/07 QA Checked By: 11/29/07

WELL PURGE RECORD

PROJECT NAME: Facility-wide Groundwater Monitoring Program

Well Number and Location: LL12-mw153 Page: 1 of 1

Date	Time	Gallons Removed	Total Gallons Removed	pH (Standard Units)	Temp (°C)	Specific Conductivity (s/cm)	Dissolved Oxygen (mg/L)	Turbidity (NTU)	Comments
10/9/2007	1528	0.15	0.15L	7.65	17.01	1.23	6.98	83.90	
10/9/2007	1531	0.30	0.45L	7.20	15.47	1.23	2.10	107.00	
10/9/2007	1534	0.30	0.75L	7.17	15.21	1.22	3.67	129.00	
10/9/2007	1537	0.30	1.05L	6.99	15.30	1.22	7.89	105.00	suspended solids
10/9/2007	1540	0.30	1.35L	6.91	15.29	1.22	11.59	128.00	suspended solids
10/9/2007	1543	0.30	1.65L	6.93	15.24	1.22	11.86	132.00	suspended solids

Recorded By: 10/9/07 (Signature and Date)

QA Check By: 11/30/07 (Signature and Date)

TASK TEAM ACTIVITY LOG SHEET

PROJECT NAME: RVAAP Facility-Wide Groundwater Monitoring Program

Date: 10/9/2007 ☐ Su ☐ M ☒ Tu ☐ W ☐ Th ☐ F ☐ Sa Page 1 of 1

Team Members:

Colleen Lear

Steve Sturgeon

Narrative (include time and location):

1520 at LL12-mw153, wl at 7.64, purge til stabalized at 1543, slow purge rate, continuously monitor drawdown to 11.49, sample FWGLL12mw-153C-0530-GW and GF for VOC, SVOC, Explo, Pest, PCB, Propellants, Cyanide, then field filtered Perchlorates, and Metals at 1545. Pack up site. Settings are Throttle 50, refill 10, Dis 5, 4 cycles - Decon Equipment.

Daily Weather Conditions: A.M.

P.M. cloudy trace rain 70s

Recorded By: 10/9/07

QA Checked By: 11/30/07

WELL PURGE RECORD

PROJECT NAME: Facility-wide Groundwater Monitoring Program

Well Number and Location: LL12-mw182 Page: 1 of 1

Date	Time	Gallons Removed	Total Gallons Removed	pH (Standard Units)	Temp (°C)	Specific Conductivity (s/cm)	Dissolved Oxygen (mg/L)	Turbidity (NTU)	Comments
10/9/2007	1250	0.15	0.15	7.42	14.88	1.00	10.27	999.00	brown
10/9/2007	1253	0.30	0.45	7.35	14.56	1.01	11.39	999.00	brown
10/9/2007	1256	0.30	0.75	7.34	14.31	0.99	10.37	980.00	brown
10/9/2007	1259	0.30	1.05	7.39	13.97	0.97	11.78	799.00	brown
10/9/2007	1302	0.30	1.35	7.43	14.03	0.83	10.90	736.00	brown, heavy tint
10/9/2007	1305	0.30	1.65	7.45	14.01	0.82	10.97	674.00	brown, heavy tint
10/9/2007	1308	0.30	1.95	7.46	13.98	0.81	11.08	624.00	brown, heavy tint

Recorded By: [signature] 10/9/07 (Signature and Date)

QA Check By: [signature] 11/30/01 (Signature and Date)

TASK TEAM ACTIVITY LOG SHEET

PROJECT NAME: RVAAP Facility-Wide Groundwater Monitoring Program

Date: 10/9/2007 ☐ Su ☐ M ☒ Tu ☐ W ☐ Th ☐ F ☐ Sa Page 1 of 1

Team Members:

Colleen Lear

Steve Sturgeon

Narrative (include time and location):

1248 at LL12-mw182, wl at 12.28, purge til stabalized at 1308, slow purge rate and monitor drawdown to 18.51. Sample FWGLL12mw-182C-0531-GW and GF for VOC, SVOC, Explo, Pest, PCB, Propellants, Cyanide, then field filtered Perchlorates, and Metals at 1320 plus collection 2 sets for MSMSD same analysis. Pack up site. Settings are Throttle 70, refill 10, Dis 5, 4 cycles - Decon Equipment.

Daily Weather Conditions: A.M.

P.M. cloudy, trace rain, 70s

Recorded By: 10/9/07 QA Checked By: 11/30/07

WELL PURGE RECORD

PROJECT NAME: Facility-wide Groundwater Monitoring Program

Well Number and Location: LL12mw-183

Date	Time	Gallons Removed	Total Gallons Removed	pH (Standard Units)	Temp (°C	Specific Conductivity (s/cm)	Dissolved Oxygen (mg/L)	Turbidity (NTU)	Comments
10/9/2007	14:33	0.20L	0.20L	7.06	17.10	0.87	4.89	26.10	clear
10/9/2007	14:36	0.45L	0.65L	6.98	16.14	0.86	3.40	26.00	clear
10/9/2007	14:39	0.30L	0.95L	6.95	15.57	0.85	2.95	29.10	clear
10/9/2007	14:42	0.30L	0.25L	6.93	15.81	0.85	2.89	22.40	clear

Recorded By: Erik Corbin 10/9/07
(Signature and Date)

QA Check By: Colleen Doan 11/29/07
(Signature and Date)

TASK TEAM ACTIVITY LOG SHEET

PROJECT NAME: RVAAP Facility-Wide Groundwater Monitoring Program

Date: 10/9/2007 ☐ Su ☐ M ☒ Tu ☐ W ☐ Th ☐ F ☐ Sa Page 1 of 1

Team Members:

Aaron Roski

Erik Corbin

Narrative (include time and location):

14:15 at LL12mw-183, set up and check wl. WL at 14.95 ft. 14:30 begin purge continuously monitor wl drawn down at 15.7. Stabalize at 14:42. Sample FWGLL12mw-183C-0532-GW and GF for VOC, SVOC, Pest, PCB, Explo, Propellants, Cyanide, Nitrate/Nitrite, Perchlorate, and Metals (metals & ClO4 are field Filtered GF) at 14:45. Collected duplicate sample FWGLL12mw-DUP2-0552-GW/GF and split sample FWGLL12mw-183C-563S-GW/GF. Decon equipment 16:15. Pack up site. Leave. settings CPM4 re 12 dis 3 throttle 40 psi at 0.10 l/m

Daily Weather Conditions: A.M. _____

P.M. Sunny, upper seventies, humid, light variable wind

Recorded By: Erik Corbin 10/9/07 QA Checked By: [signature] 11/29/07

WELL PURGE RECORD

PROJECT NAME: Facility-wide Groundwater Monitoring Program

Well Number and Location: LL12-mw186 Page: 1 of 1

Date	Time	Gallons Removed	Total Gallons Removed	pH (Standard Units)	Temp (°C)	Specific Conductivity (s/cm)	Dissolved Oxygen (mg/L)	Turbidity (NTU)	Comments
10/10/2007	1332	0.10L	0.10L	7.36	14.66	1.20	4.03	17.70	clear
10/10/2007	1333	0.20L	0.30L	7.36	14.66	1.15	4.03	17.70	clear
10/10/2007	1336	0.60L	0.90L	7.31	14.61	1.11	1.45	25.70	clear
10/10/2007	1339	0.60L	1.50L	7.29	14.66	1.10	0.45	54.30	clear
10/10/2007	1342	0.60L	2.10L	7.25	14.69	1.09	0.26	65.60	clear

Recorded By: [signature] 10/9/07
(Signature and Date)

QA Check By: [signature] 11/30/07
(Signature and Date)

TASK TEAM ACTIVITY LOG SHEET

PROJECT NAME: RVAAP Facility-Wide Groundwater Monitoring Program

Date: 10/9/2007 ☐ Su ☐ M ☒ Tu ☐ W ☐ Th ☐ F ☐ Sa Page 1 of 1

Team Members:

Colleen Lear

Steve Sturgeon

Narrative (include time and location):

1330 at LL12-mw186, wl at 8.2, purge til stabalized at 1342 drawdown to 8.82. sample FWGLL12mw-186C-0533-GW and GF for VOC, SVOC, Explo, Pest, PCB, Propellants, Cyanide, then field filtered Perchlorates, and Metals at 1350 Pack up site. Settings are Throttle 90, refill 10, Dis 5, 4 cycles - Decon Equipment.

Daily Weather Conditions: A.M.

P.M. sunny, humid, light wind

Recorded By: 10/9/07 QA Checked By: 11/20/07

WELL PURGE RECORD

PROJECT NAME: Facility-wide Groundwater Monitoring Program

Well Number and Location: LL12-mw187 Page: 1 of 1

Date	Time	Gallons Removed	Total Gallons Removed	pH (Standard Units)	Temp (°C)	Specific Conductivity (s/cm)	Dissolved Oxygen (mg/L)	Turbidity (NTU)	Comments
10/10/2007	1245	0.10	.1L	6.90	13.73	1.10	10.20	29.40	clear
10/10/2007	1248	0.30	.4L	6.86	13.45	1.11	10.34	43.70	clear
10/10/2007	1251	0.30	1L	6.92	12.59	1.13	10.91	60.30	clear
10/10/2007	1254	0.30	1.3L	7.00	12.53	1.14	10.56	65.50	
10/10/2007	1257	0.30	1.6L	7.02	12.50	1.15	10.66	69.50	
10/10/2007	1300	0.30	1.9L	7.03	12.45	1.15	10.56	63.70	

Recorded By: 10/10/07 (Signature and Date)

QA Check By: 11/30/07 (Signature and Date)

TASK TEAM ACTIVITY LOG SHEET

PROJECT NAME: RVAAP Facility-Wide Groundwater Monitoring Program

Date: 10/10/2007 ☐ Su ☐ M ☒ Tu ☐ W ☐ Th ☐ F ☐ Sa Page 1 of 1

Team Members:

Colleen Lear

Steve Sturgeon

Narrative (include time and location):

1240 at LL12-mw187, wl at 11.64, purge til stabalized at 1300 continuously monitor drawdown to 11.80 . sample FWGLL12mw-187c-0534-GW and GF for NO2NO3 , and field filtered Perchlorates at 1100 then pack up site. Settings are Throttle 70, refill 10, Dis 5, 4 cycles - Decon Equipment.

Daily Weather Conditions: A.M. cloudy mid 50s mod humid 5-10 w

P.M. cloudy mid 50s

Recorded By: 10/10/07 QA Checked By: 11/30/07

WELL PURGE RECORD

PROJECT NAME: Facility-wide Groundwater Monitoring Program

Well Number and Location: RQI-mw007 Page: 1 of 1

Date	Time	Gallons Removed	Total Gallons Removed	pH (Standard Units)	Temp (°C)	Specific Conductivity (s/cm)	Dissolved Oxygen (mg/L)	Turbidity (NTU)	Comments
10/9/2007	1130	0.20	0.20	6.87	16.71	1.42	9.99	132.00	
10/9/2007	1133	0.60	0.80	6.74	16.73	1.41	8.81	116.00	
10/9/2007	1136	0.60	1.40	6.81	16.63	1.39	9.01	87.30	
10/9/2007	1139	0.60	2L	6.89	16.65	1.39	8.84	71.50	
10/9/2007	1142	0.60	2.6L	6.90	16.63	1.38	8.70	62.50	clear

Recorded By: 10/9/07 (Signature and Date)

QA Check By: 11/30/07 (Signature and Date)

TASK TEAM ACTIVITY LOG SHEET

PROJECT NAME: RVAAP Facility-Wide Groundwater Monitoring Program

Date: 10/9/2007 ☐ Su ☐ M ☒ Tu ☐ W ☐ Th ☐ F ☐ Sa Page 1 of 1

Team Members:

Colleen Lear

Steve Sturgeon

Narrative (include time and location):

1125 at RQL-mw007, wl at 8.48, purge til stabalized at 1142. Conituously monitor drawdown to 8.61 then sample FWGRQLmw-007C-0545-GW and GF for VOC, SVOC, Explo, Pest, PCB, Propellants, Cyanide, then field filtered Perchlorates, and Metals at 1150. Pack up site. Settings are Throttle 90, refill 10, Dis 5, 4 cycles - Decon Equipment.

Daily Weather Conditions: A.M.

P.M. Partly cloudy, mid-seventies, humid, light swirling breeze.

Recorded By: 10/9/07 QA Checked By: 11/30/07

WELL PURGE RECORD

PROJECT NAME: Facility-wide Groundwater Monitoring Program

Well Number and Location: RQL-MW008 Page: 1 of 1

Date	Time	Gallons Removed	Total Gallons Removed	pH (Standard Units)	Temp (°C	Specific Conductivity (s/cm)	Dissolved Oxygen (mg/L)	Turbidity (NTU)	Comments
10/9/2007	12:03	0.15 L	0.15 L	6.03	17.27	0.90	3.49	8.50	clear
10/9/2007	12:06	0.45L	0.6L	6.00	17.00	0.90	2.62	6.60	clear
10/9/2007	12:09	0.45L	1.05L	5.95	16.80	0.90	2.66	11.20	clear

Recorded By: Erik Corbin 10/9/07 (Signature and Date)

QA Check By: Collin Bar 11/29/07 (Signature and Date)

TASK TEAM ACTIVITY LOG SHEET

PROJECT NAME: RVAAP Facility-Wide Groundwater Monitoring Program

Date: 10/9/2007 ☐ Su ☐ M ☒ Tu ☐ W ☐ Th ☐ F ☐ Sa Page 1 of 1

Team Members:

Aaron Roski

Erik Corbin

Narrative (include time and location):

11:50 at RQL-008, set up and check wl. WL at 8.23 ft. 11:58 begin purge and continuously monitor wl drawn down to 8.34. Stabalize at 12:09. Sample FWGRQLmw-008C-0546-GW and GF for VOC, SVOC, Pest, PCB, Explo, Propellants, Cyanide, Perchlorate, and Metals (metals & ClO4 are field Filtered GF) at 12:10. Collected 2 sample sets for MS/MSD and same analysis. Decon equipment 13:45. Pack up site. Leave. settings CPM4 re 5 dis 10 throttle 10 psi at 0.15l/m

Daily Weather Conditions: A.M. ____

P.M. Partly cloudy, mid-seventies, humid, light swirling breeze.

Recorded By: Erik Corbin 10/9/07 QA Checked By: [signature] 11/29/07

WELL PURGE RECORD

PROJECT NAME: Facility-wide Groundwater Monitoring Program

Well Number and Location: RQL-mw009 Page: 1 of 1

Date	Time	Gallons Removed	Total Gallons Removed	pH (Standard Units)	Temp (°C)	Specific Conductivity (s/cm)	Dissolved Oxygen (mg/L)	Turbidity (NTU)	Comments
10/9/2007	0855	0.20	0.20	6.18	16.95	0.41	6.83	119.00	trace odor sewage odor
10/9/2007	0858	0.60	0.80	6.24	16.98	0.40	7.02	97.90	trace black tint
10/9/2007	0901	0.60	1.40	6.27	16.97	0.40	7.17	96.60	trace gray tint
10/9/2007	0904	0.60	2L	6.30	16.99	0.40	7.37	77.50	trace tint
10/9/2007	0907	0.60	2.6L	6.35	17.03	0.40	7.57	59.70	clear

Recorded By: 10/9/07 (Signature and Date)

QA Check By: 11/30/07 (Signature and Date)

TASK TEAM ACTIVITY LOG SHEET

PROJECT NAME: RVAAP Facility-Wide Groundwater Monitoring Program

Date: 10/9/2007 [ ] Su [ ] M [x] Tu [ ] W [ ] Th [ ] F [ ] Sa Page 1 of 1

Team Members:

Colleen Lear

Steve Sturgeon

Narrative (include time and location):

0845 at RQL-mw009, wl at 7.37, purge til stabalized at 0907 and continuously monitored drawdown to 7.51, sample FWGRQLmw-009C-0547-GW and GF for VOC, SVOC, Explo, Pest, PCB, Propellants, Cyanide, then field filtered Perchlorates, and Metals at 0930. Also collected duplicate sample timed as 1030 and split sample as 1000 for same analysis labeled FWGRQLmw-DUP3-0553-GW/GF for the duplicate and FWGRQL-mw009C-564S-GW/GF for the split Pack up site. Settings are Throttle 90, refill 11, Dis 4, 4 cycles - Decon Equipment.

Daily Weather Conditions: A.M. Partly Cloudy 70 humid

P.M.

Recorded By: 10/9/07 QA Checked By: 11/30/07

WELL PURGE RECORD

PROJECT NAME: Facility-wide Groundwater Monitoring Program

Well Number and Location: WBG MW - 006 Page: 1 of 1

Date	Time	Gallons Removed	Total Gallons Removed	pH (Standard Units)	Temp (°C)	Specific Conductivity (s/cm)	Dissolved Oxygen (mg/L)	Turbidity (NTU)	Comments
10/10/2007	0831	1.32 L	1.32 L	5.98	13.57	0.50	1.03	192.00	
10/10/2007	0834	1.32 L	2.64 L	6.35	13.47	0.50	0.55	110.00	
10/10/2007	0837	1.32 L	3.96 L	6.50	13.44	0.53	0.52	85.30	
10/10/2007	0840	1.32 L	5.28 L	6.64	13.43	0.50	0.53	62.50	clear
10/10/2007	0843	1.32 L	6.6 L	6.75	13.48	0.50	0.52	48.30	clear
10/10/2007	0846	1.32 L	7.92 L	6.81	13.46	0.50	0.46	41.40	clear

Recorded By: [signature] 10-10-07 (Signature and Date)

QA Check By: [signature] 12/14/07 (Signature and Date)

TASK TEAM ACTIVITY LOG SHEET

PROJECT NAME: RVAAP Facility-Wide Groundwater Monitoring Program

Date: 10/10/2007 ☐ Su ☐ M ☐ Tu ☒ W ☐ Th ☐ F ☐ Sa Page 1 of 1

Team Members:

James McDaniel

Robert (Zeke) Secore

Spencer Lattimer

Narrative (include time and location):

Arrive at WBG MW-006 at 0811, Initial WL= 10.46. Begin Purge of WBG MW-006 at 0825. Air Throttle at 50 feet, Recharge at 9, Discharge at 6. Monitor WL and Water Level stable at 10.79. Sample FWGWBGmw-006C-0548-GW and GF at 0850. Sampling for VOC, SVOC, EXPLOSIVES, PESTICIDES, CYANIDE, PROPELLANTS, PCB, PERCHLORATES (field filtered), METALS (field filtered), Finish sampling at 0918. Decon Pump. Leave WBG MW-006 at 0925.

Daily Weather Conditions: A.M. cool, windy, mid 50's, partly cloudy

P.M.

Recorded By: Robert Secore 10-10-07 QA Checked By: Cal 12/14/07

WELL PURGE RECORD

PROJECT NAME: Facility-wide Groundwater Monitoring Program

Well Number and Location: WBG-mw007 Page: 1 of 1

Date	Time	Gallons Removed	Total Gallons Removed	pH (Standard Units)	Temp (°C)	Specific Conductivity (s/cm)	Dissolved Oxygen (mg/L)	Turbidity (NTU)	Comments
10/10/2007	0828	0.10	.1L	6.38	12.67	0.50	10.46	943.00	cloudy brown
10/10/2007	0831	0.30	.4L	6.16	12.54	0.44	6.96	940.00	cloudy brown
10/10/2007	0834	0.30	1L	6.20	12.48	0.43	4.05	980.00	cloudy brown
10/10/2007	0837	0.30	1.3L	6.31	12.44	0.43	5.30	975.00	cloudy brown
10/10/2007	0840	0.30	1.6L	6.34	12.40	0.44	4.03	979.00	cloudy brown
10/10/2007	0843	0.30	1.9L	6.37	12.40	0.43	2.15	967.00	cloudy brown

Recorded By: 10/9/07 (Signature and Date)

QA Check By: 11/30/07 (Signature and Date)

TASK TEAM ACTIVITY LOG SHEET

PROJECT NAME: RVAAP Facility-Wide Groundwater Monitoring Program

Date: 10/10/2007 ☐ Su ☐ M ☒ Tu ☐ W ☐ Th ☐ F ☐ Sa Page 1 of 1

Team Members:

Colleen Lear

Steve Sturgeon

Narrative (include time and location):

0825 at WBG-mw007, wl at 18.98, purge slow to start. Purge til stabalized at 0843, and total drawdown to 19.15. Sample FWGWBGmw-007C-0549-GW and GF for VOC, SVOC, Explo, Pest, PCB, Propellants, Cyanide, then field filtered Perchlorates, and Metals at 0900. Pack up site. Settings are Throttle 90, refill 10, Dis 5, 4 cycles - Decon Equipment.

Daily Weather Conditions: A.M. Sunny, mid-50's, moderate humidity light SW breeze

P.M.

Recorded By: 10/9/07 QA Checked By: 11/20/07

WELL PURGE RECORD

PROJECT NAME: Facility-wide Groundwater Monitoring Program

Well Number and Location: WBG-009 Page: 1 of 1

Date	Time	Gallons Removed	Total Gallons Removed	pH (Standard Units)	Temp (°C	Specific Conductivity (s/cm)	Dissolved Oxygen (mg/L)	Turbidity (NTU)	Comments
10/10/2007	08:38	0.15 L	0.15L	6.02	14.40	0.68	6.63	2.80	clear
10/10/2007	08:41	0.45L	0.60L	6.27	14.26	0.64	5.78	0.90	
10/10/2007	08:44	0.45L	1.05L	6.32	14.23	0.63	5.14	1.90	
10/10/2007	08:47	0.45L	1.5L	6.27	14.20	0.63	5.30	3.40	

Recorded By: Erik Corbin 10/10/07 (Signature and Date)

QA Check By: [signature] 11/29/07 (Signature and Date)

TASK TEAM ACTIVITY LOG SHEET

PROJECT NAME: RVAAP Facility-Wide Groundwater Monitoring Program

Date: 10/10/2007 ☐ Su ☐ M ☐ Tu ☒ W ☐ Th ☐ F ☐ Sa Page 1 of 1

Team Members:

Stu Wilkison

Erik Corbin

Narrative (include time and location):

08:10 at WBG-009, set up and check wl. WL at 16.0 ft. 08:30 begin purge continuously monitor wl drawn down to 16.9. Stabalize at 08:47. Sample FWGWBGmw-009C-0550-GW and GF for VOC, SVOC, Pest, PCB, Explo, Propellants, Cyanide, Perchlorate, and Metals (metals & ClO4 are field Filtered GF) at 08:50. Decon equipment 10:15. Pack up site. Leave. settings CPM4 re 5 dis 10 throttle 10 psi at 0.15l/m

Daily Weather Conditions: A.M. Sunny, mid-50's, moderate humidity light SW breeze

P.M.

Recorded By: Erik Corbin 10/10/07 QA Checked By: [signature] 11/29/07

16.

Location RVAAP Date 7-12-07

Project / Client USACE, QTRLY
EQM and LATA

0730 EQM and LATA onsite to prep/cal for the day. Load and pack.
0800 H+S meeting prepare for site work. Start final wells at BKG locations.
1230 Start final rinsate samples for sample shipment. Pack up the site.
1440 Samples picked up by lab.
1500 Clean Bldg 1036 and leave site.

Colin Kerr 7-12-07

17

Location RVAAP Date 10-1-07

Project / Client USACE Water Level Event
EQM

EQM onsite. A Rosekrans, Miller Clear S Sturgeon. Calibrate PIDs. Complete H+S + Site entry.
1130 Water levels at ERIE.
1230 Water levels at Ramsdell Quarry.
1330 Load Line 1 Water Levels.
1420 Load Line 2 Water Levels.
1520 Load Line 3 Water Levels.
1615 Load Line 12 Water Levels.
1720 Complete Water Levels for the day to Bldg 1036 & Containerize.
1735 Off Site

10-1-07
Colin Kerr

18

Location RVAAP Date 10-2-07

Project / Client USACE Water Level Event
EQM

0745	EQM onsite Roski, Miller, Lear
	Stuergeon onsite
0750	Complete PID calibrations
0755	Complete H+S briefing.
0801	Start Water levels for
	western load lines, WBG,
	and CBP areas.
	Continue water levels for
	Cobbs Pond, Bldg 12 and LL11, 7.
1700	Complete WLs for the day.
1712 est	Continue to Bldg 1036 for
	organization & containerization.
1720	OFFSITE.

10-3-07

19

Location RVAAP Date 10-3-07

Project / Client USACE Water Level Events
EQM

0745	EQM onsite Roski, Lear,
	Miller Stuergeon onsite
0750	Complete PID calibrations
0755	Complete H+S
0805	Start Water levels at
	Demo Area-2 with Fire Watch
0925	Continue with FB Quarry
	and MBS and NACA.
1145	Completed Water level.
1155	Organize for sampling next wk
	at 1036.
1300	OFFSITE.

10-3-07

20

Location _____ Date _____

Project / Client _____



21

Location RVAAP Date 10/8/07

Project / Client USACE

Drum Log October Event

Drum ID	Area
EQM 2007-24	Decon Water
EQM 2007-25	RQL
EQM 2007-26	LL2
EQM 2007-27	LL3
EQM 2007-28	LL4
EQM 2007-29	LL11
EQM 2007-30	LL12
EQM 2007-31	WBG
EQM 2007-32	Background Wells
EQM 2007-325	OD2
EQM 2007-33	CBP Area
EQM 2007-34	LL1

22

Location RVAAP Date 10-8-07

Project / Client USACE Semiannual/qtrly event GWsampling. EQM + LATA

0730	EQM: JMiller, ARoski, CLear, ECorbin SSturgeon onsite, prep for day
0740	LATA RSecore JMcDaniels onsite Calibration for the day.
0800	Pack for the day & organize for the week
0855	H+S briefing & site entrance paperwork.
0910	Start sample/purge for LL1, LL1, LL2, LL3.
1200	LL11 mw 002 had to achieve allowents.
1630	partial EQ return to 1036 for sample organization and site pack up
1700	Pack Samples for lab pick up
1740	Lab pick up.
1820	OFFSITE Keys to Post 1

Carol Lear 10-8-07

23

Location RVAAP Date 10-9-07

Project / Client USACE Semi/Qtrly GW event EQM + LATA

0730	Arrive onsite begin pack organize and calibrations
0810	H+S briefing, finish pack & leave for wells, get DA2 Keys
0820	Continue sample/purge to Sites RDL, CBP LL12 + LL4. Finish LL11 from 10/8/07.
1200	Continue with Sample + purge.
1630	pick up coolers continue sampling
1700	partial return to 1036 for sample organization and site pack up + pack for Fed Exp.
1800	pack samples for lab pick up.
1830	Lab pick up.
1900	Confirm samples to Fed Exp
1915	OFFSITE - Keys to Post 1

Carol Lear 10-9-07

24

Location RVAAP Date 10-10-07

Project / Client USACE Semi / Qtrly GW

EQM + LATA + S. Wilkerson-EQM

0715	EQM/LATA onsite + visitor Spencer Lattimer from LATA.
0730	pack for day + calibrations
0750	H+S briefing / Site Entrance.
0800	Enter Winkelpeck for morning
0940	Prepare for rest of day at BKG, Demo 2, finish LL12.
1030	BKG-10 Dry well.
1700	partial to 1036 for sample organization + cooler pick.
1740	pack samples for lab pick up. Organize sample sets for next day.
1830	Lab pick up of sample.
1900	LATA clean up: EQM to BKG mw10 to bail well. well has .46' water in well Collect 1/4 bailer, no other water to collect bottom feels hard but possibly compacted silt.
1920	Retry bailer at BKG mw10, no water.
1935	OFFSITE EQM/LATA - Keystone Post 1.

10-10-07

Location RVAAP Date 10-11-07

25

Project / Client USACE Semi / Qtrly GW

EQM + LATA

0720	onsite to begin pack + organization for the day
0740	Calibrations okay.
0750	H+S briefing
0800	Continue w/ final BKG wells + finish BKG mw15 + BKG mw10 (dry) from 10-10-07
1330	partial EQM to 1036 for organization.
1445	LATA completed and offsite.
1500	partial EQM 1036 to pack for lab pick up.
1550	pack + clean BLDG 1036 notify McKee/Irv of finalization of weeks work.
1645	pack vehicles close BLDG 1036 finalize samples for pick up, wait on lab.
1730	Lab arrive for pick up.
1750	OFFSITE return Keys to Post 1.

10-11-07

Date: 8-Oct

S	M	T	W	T	F	S
	X					

DAILY QUALITY CONTROL REPORT

COE Project Manager Glen Beckham

Project Ravenna Army Ammunition Plant Groundwater Monitoring

Job No. 30240

Contract No. W912QR-04-D-0036

Weather	Bright Sun	Clear	Over-Cast	Rain	Snow
	X				
Temp	To 32	32-50	50-70	70-85	85 up
				X	
Wind	Still	Moder	High	Report No.	
	X				
Humidity	Dry	Moder	Humid		
			X	100807	

SUB-CONTRACTORS ON SITE:

Environmental Quality Management, Inc. & Los Alamos Technical Associates

EQUIPMENT ON SITE:

Three water quality meters (2 Horiba-U22's and 1 MicroPurge Basics); One multigas detector (MSA); Four bladder pumps w/ associated controllers and compressors.

WORK PERFORMED (INCLUDING SAMPLING):

Samples were collected at the following locations: LL11mw-002, LL11mw-007, LL1mw-78, LL1mw-80, LL1mw-83, LL2mw-059, LL2mw-262, LL2mw-263, LL3mw-238, and LL3mw-242. A field duplicate and QA split sample were collected from LL11mw-002. Extra volume was collected from LL1mw-83 to be designated for matrix spike/matrix spike duplicate analysis at the laboratory. Additionally, a field rinsate was collected by Team #2.

Project Ravenna Army Ammunition Plant Groundwater Monitorin Report No. 100807

Job No. 30240 Date: 10/8/2007

QUALITY CONTROL ACTIVITIES (INCLUDING FIELD CALIBRATIONS):

All field equipment was calibrated prior to mobilizing to the field. Water quality meters were calibrated with AutoCal Solution - certified values are: Conductivity - 4.49 mS/cm; Turbidity - 0 NTU; pH - 4.0 and 7.0 su. Multigas detector calibrated with Zero Air Standard and 100 ppm Isobutylene. All field equipment was within calibration criteria.

HEALTH AND SAFETY LEVELS AND ACTIVITIES:

Health & Safety briefing conducted by Colleen Lear prior to mobilizing to the field. All personnel to don modified Level 4 PPE (i.e. steel-toed shoes, safety glasses, and nitrile gloves). First Aid kits were included in each vehicle, and personnel were made aware of the location of eyewash stations. One vehicle was equipped with a Facility-wide radio, and each team had a cellular phone. Due to the heat, personnel were directed to re-hydrate frequently and watch for signs of heat-related stress. Personnel were also instructed to be alert for stinging insects & ticks.

PROBLEMS ENCOUNTERED/CORRECTIVE ACTION (S) TAKEN:

Minimum volumes were collected at LL11mw-002. Part of the samples, including aliquots for VOC for sample, duplicate, and split, were collected in the morning prior to the well going dry during sampling event. Field team returned later that same afternoon to collect additional sample volumes. Well went dry again before all aliquots could be collected. Team #1 will return within 24 hours to attempt to collect aliquots for remaining analyses.

SPECIAL NOTES:

NA

TOMORROWS EXPECTATIONS:

Expectations for tomorrow are to safely and correctly collect samples from a minimum of 10 wells.

By: Erik Corbin 10/8/07
(Signature and date)

QA Checked by: 12/5/07
(Signature and date)

Date: 9-Oct

S	M	T	W	T	F	S
		X				

DAILY QUALITY CONTROL REPORT

COE Project Manager: Glen Beckham

Project: Ravenna Army Ammunition Plant Groundwater Monitoring

Job No.: 30240

Contract No.: W912QR-04-D-0036

Weather	Bright Sun	Clear	Over-Cast	Rain	Snow
			X		
Temp	To 32	32-50	50-70	70-85	85 up
				X	
Wind	Still	Moder	High	Report No.	
	X				
Humidity	Dry	Moder	Humid	100907	
			X		

SUB-CONTRACTORS ON SITE:

Environmental Quality Management, Inc. & Los Alamos Technical Associates

EQUIPMENT ON SITE:

Three water quality meters (2 Horiba-U22's and 1 MicroPurge Basics); One multigas detector (MSA); Four bladder pumps w/ associated controllers and compressors.

WORK PERFORMED (INCLUDING SAMPLING):

Samples were collected at the following locations: RQLmw-007, RQLmw-008, RQLmw-009, CBPmw-007, LL12mw-153, LL12mw-182, LL12mw-183, LL4mw-198, LL4mw-199, and CBPmw-006. Field duplicate and QA split samples were collected from LL12mw-183 and RQLmw-009. Extra volume was collected from LL12mw-182 and RQLmw-008 to be designated for matrix spike/matrix spike duplicate analysis at the laboratory. Additionally, a field rinsate was collected by Team #3.

Project	Ravenna Army Ammunition Plant Groundwater Monitorin	Report No.	100907
Job No.	30240	Date:	10/9/2007

QUALITY CONTROL ACTIVITIES (INCLUDING FIELD CALIBRATIONS):

All field equipment was calibrated prior to mobilizing to the field. Water quality meters were calibrated with AutoCal Solution - certified values are: Conductivity - 4.49 mS/cm; Turbidity - 0 NTU; pH - 4.0 and 7.0 su. Multigas detector calibrated with Zero Air Standard and 100 ppm Isobutylene. All field equipment was within calibration criteria.

HEALTH AND SAFETY LEVELS AND ACTIVITIES:

Health & Safety briefing conducted by Colleen Lear prior to mobilizing to the field. All personnel to don modified Level 4 PPE (i.e. steel-toed shoes, safety glasses, and nitrile gloves). First Aid kits were included in each vehicle, and personnel were made aware of the location of eyewash stations. One vehicle was equipped with a Facility-wide radio, and each team had a cellular phone. Due to the heat, personnel were directed to re-hydrate frequently and watch for signs of heat-related stress. Personnel were also instructed to be alert for stinging insects & ticks.

PROBLEMS ENCOUNTERED/CORRECTIVE ACTION (S) TAKEN:

Sample IDs were incorrectly annotated for two samples on COC #117218. The ID listed for CBPmw-007 was FWGCBPmw-007-0524-GW/GF, but should have been listed as FWGCBPmw-007C-0524-GW/GF. The lab was made aware of this issue, and properly logged the -GW parameters, but failed to include the "C" on the -GF parameters. The ID listed for LL4mw-199 was FWGLL4mw-199C-05 GW/GF, but should have been listed as FWGLL4mw-199C-0544-GW/GF. The lab noted the discrepancy between the ID listed on the COC and sample containers for this sample, and appropriately logged the sample.

SPECIAL NOTES:

NA

TOMORROWS EXPECTATIONS:

Expectations for tomorrow are to safely and correctly collect samples from a minimum of 10 wells.

By: Erik Corbin 10/9/07
(Signature and date)

QA Checked by: 12/5/07
(Signature and date)

Date: 10-Oct

S	M	T	W	T	F	S
			X			

DAILY QUALITY CONTROL REPORT

COE Project Manager Glen Beckham

Project Ravenna Army Ammunition Plant Groundwater Monitoring

Job No. 30240

Contract No. W912QR-04-D-0036

Weather	Bright Sun	Clear	Over-Cast	Rain	Snow
	X		X		
Temp	To 32	32-50	50-70	70-85	85 up
			X		
Wind	Still	Moder	High	Report No.	
		X			
Humidity	Dry	Moder	Humid	101007	
		X			

SUB-CONTRACTORS ON SITE:

Environmental Quality Management, Inc. & Los Alamos Technical Associates

EQUIPMENT ON SITE:

Three water quality meters (2 Horiba-U22's and 1 MicroPurge Basics); One multigas detector (MSA); Four bladder pumps w/ associated controllers and compressors.

WORK PERFORMED (INCLUDING SAMPLING):

Samples were collected at the following locations: WBGmw-007, BKGmw-012, WBGmw-006, BKGmw-017, BKGmw-010, BKGmw-013, WBGmw-009, LL12mw-186, LL12mw-187, DA2-107, DET-3, and DET-4. A field duplicate sample was collected from BKGmw-012. A QA split sample was collected from BKGmw-017. Extra volume was collected from BKGmw-013 to be designated for matrix spike/matrix spike duplicate analysis at the laboratory. Additionally, a field rinsate was collected by Team #1.

Project	Ravenna Army Ammunition Plant Groundwater Monitorin	Report No.	101007
Job No.	30240	Date:	10/10/2007

QUALITY CONTROL ACTIVITIES (INCLUDING FIELD CALIBRATIONS):

All field equipment was calibrated prior to mobilizing to the field. Water quality meters were calibrated with AutoCal Solution - certified values are: Conductivity - 4.49 mS/cm; Turbidity - 0 NTU; pH - 4.0 and 7.0 su. Multigas detector calibrated with Zero Air Standard and 100 ppm Isobutylene. All field equipment was within calibration criteria.

HEALTH AND SAFETY LEVELS AND ACTIVITIES:

Health & Safety briefing conducted by Colleen Lear prior to mobilizing to the field. All personnel to don modified Level 4 PPE (i.e. steel-toed shoes, safety glasses, and nitrile gloves). First Aid kits were included in each vehicle, and personnel were made aware of the location of eyewash stations. One vehicle was equipped with a Facility-wide radio, and each team had a cellular phone. Personnel were instructed to be alert for stinging insects & ticks. All personnel advised of special conditions at WBG and advised about fire watch conditions at Demo Area 2.

PROBLEMS ENCOUNTERED/CORRECTIVE ACTION (S) TAKEN:

The Trip Blank for Team #3 was improperly identified on COC #117216. Original ID on COC was FWGTeam1-Trip, but should have been listed as FWGTeam3-Trip. Lab was notified and sample was logged properly. BKGmw-010 had insufficient volume to sample (by bladder pump or bailer). Well was bailed dry at the end of day and allowed to recharge overnight. When checked the morning of 10/11, well had not recharged sufficiently for sampling. Minimum volumes were collected for each requested analyses from DET-4 due to limited volume in the well - well had to be bailed to obtain sample. No impact is expected on analytical results as sufficient aliquots are being provided to the lab for analysis.

SPECIAL NOTES:

NA

TOMORROWS EXPECTATIONS:

Expectations for tomorrow are to safely and correctly collect remaining samples from the October 2007 RVAAP GWM event.

By: Erik Carlin 10/10/07 (Signature and date)

QA Checked by: (Signature and date) 12/5/07

Date: 11-Oct

S	M	T	W	T	F	S
				X		

DAILY QUALITY CONTROL REPORT

COE Project Manager Glen Beckham

Project Ravenna Army Ammunition Plant Groundwater Monitoring

Job No. 30240

Contract No. W912QR-04-D-0036

Weather	Bright Sun	Clear	Over-Cast	Rain	Snow
			X	X	
Temp	To 32	32-50	50-70	70-85	85 up
			X		
Wind	Still	Moder	High	Report No.	
	X				
Humidity	Dry	Moder	Humid		
		X		101107	

SUB-CONTRACTORS ON SITE:

Environmental Quality Management, Inc. & Los Alamos Technical Associates

EQUIPMENT ON SITE:

Three water quality meters (2 Horiba-U22's and 1 MicroPurge Basics); One multigas detector (MSA); Four bladder pumps w/ associated controllers and compressors.

WORK PERFORMED (INCLUDING SAMPLING):

Samples were collected at the following locations: BKGmw-005, BKGmw-006, BKGmw-015, BKGmw-016, BKGmw-019, BKGmw-004, BKGmw-008, BKGmw-020, BKGmw-021, and BKGmw-018. A field duplicate and QA split sample were collected from BKGmw-018. Extra volume was collected from BKGmw-004 to be designated for matrix spike/matrix spike duplicate analysis at the laboratory. Additionally, a field rinsate was collected by Team #3.

Project Ravenna Army Ammunition Plant Groundwater Monitorin | Report No. 101107

Job No. 30240 | Date: 10/11/2007

QUALITY CONTROL ACTIVITIES (INCLUDING FIELD CALIBRATIONS):

All field equipment was calibrated prior to mobilizing to the field. Water quality meters were calibrated with AutoCal Solution - certified values are: Conductivity - 4.49 mS/cm; Turbidity - 0 NTU; pH - 4.0 and 7.0 su. Multigas detector calibrated with Zero Air Standard and 100 ppm Isobutylene. All field equipment was within calibration criteria.

HEALTH AND SAFETY LEVELS AND ACTIVITIES:

Health & Safety briefing conducted by Colleen Lear prior to mobilizing to the field. All personnel to don modified Level 4 PPE (i.e. steel-toed shoes, safety glasses, and nitrile gloves). First Aid kits were included in each vehicle, and personnel were made aware of the location of eyewash stations. One vehicle was equipped with a Facility-wide radio, and each team had a cellular phone. Personnel were also instructed to be alert for stinging insects & ticks.

PROBLEMS ENCOUNTERED/CORRECTIVE ACTION (S) TAKEN:

Incomplete sample IDs listed on COC #117220 for BKGmw-008 and BKGmw-016. Sample IDs on COC should state FWGBKGmw-008C-0512-GW/GF and FWGBKGmw-016C-0517-GW/GF respectively. Laboratory logged samples correctly. Not all tests were specified for BKGmw-021 on COC #117221. Laboratory logged and analyzed appropriate parameters. Minimum volumes were collected for each requested analyses from BKGmw-021 due to limited volume in the well - well had to be bailed to obtain sample. No impact is expected on analytical results as sufficient aliquots are being provided to the lab for analysis. Minimum volumes were collected for each requested analyses from BKGmw-015 due to limited volume in the well. No impact is expected on analytical results as sufficient aliquots are being provided to the lab for analysis.

SPECIAL NOTES:

NA

TOMORROWS EXPECTATIONS:

None

By: Erik Corbin 10/11/07 (Signature and date) QA Checked by: (Signature and date) 12/5/07

ENVIRONMENTAL QUALITY MANAGEMENT, INC.

TECHNICAL CHANGE ORDER

To: V. Deppisch

Subject: RVAAP October Sampling Event – BKGmw-010

File: Contract Number W912QR-04-D-0036

cc: E. Mohr - OEPA
T. Fisher – OEPA
R. Hockett - USACE

During the October 2007 sampling event at the Ravenna Army Ammunition Plant (RVAAP) the water level measurement in BKGmw-010 showed less than 5-inches of water in the well. The well was purged using a bailer in order to determine recharge of the well. There was no measurable amount of water in the well the next day. Given the insufficient volume of water necessary to fill the sample bottles this well was not sampled during the October event. It should be noted that the water level in this well has decreased over the last 3 quarters. The water level was down 4.47 feet between the April and July 2007 events, and another 3.93 feet between July and October 2007. It should be noted that this decrease in water levels is not isolated to BKG-010. Most of the wells at the site are down an average of 3 to 4-feet over the same time period (this includes both the bedrock and unconsolidated wells). The other wells at the site are experiencing slower than normal recharge, but it appears that all of the wells scheduled for the October event have adequate water volumes and will be sampled.

EQM has checked the rainfall amounts for the Ravenna area. The area has experienced normal rainfall for the last 12 month period including the last 3-month period. EQM will monitor this situation as it pertains to future sampling events.

APPENDIX C

DATA VERIFICATION REPORTS/LABORATORY DATA SHEETS

Data Verification Summary

Site: Ravenna Army Ammunition Plant
Sampling Event: October 2007
STL Sample Delivery Group: A7J09101
COC#: 117222, 117225, 117226

Date: January 15, 2008
Revision: 1

Data Validator: Heather Medley/Environmental Quality Management, Inc. (EQM, Inc.)

QA/QC Summary

On October 8, 2007 the following samples were collected from groundwater-monitoring wells at Ravenna Army Ammunition Plant and analyzed as part of SDG A7J09101.

Field Sample ID	Analytes	Method
FWGLL1mw-083c-0537-GW	VOCs	SW846 8260B
FWGLL1mw-078c-0535-GW	SVOCs	SW846 8270C
FWGLL2mw-059c-0538-GW	Pesticides	SW846 8081A
FWGLL2mw-262c-0539-GW	PCBs	SW846 8082
FWGLL2mw-263c-0540-GW	Explosives	SW846 8330
FWGLL3mw-238c-0541-GW	Nitroguanidine	SW846 8330 modified
FWGEQUIPRinse1-0556-GW	Nitrocellulose	EPA 353.2 modified
FWGLL11mw-007c-0529-GW	Cyanide	SW846 9012A
FWGLL3mw-242c-0542-GW		
FWGLL1mw-083c-0537-GF	TAL23 Metals	SW846 6010B/6020/7470A
FWGLL1mw-078c-0535-GF		
FWGLL2mw-059c-0538-GF		
FWGLL2mw-262c-0539-GF		
FWGLL2mw-263c-0540-GF		
FWGLL3mw-238c-0541-GF		
FWGEQUIPRinse1-0556-GW		
FWGLL11mw-007c-0529-GF		
FWGLL3mw-242c-0542-GF		
FWGTeam1-Trip	VOCs	SW846 8260B
FWGTeam2-Trip		
FWGTeam3-Trip		

The data presented in this report were evaluated according to the *Final Quality Assurance Project Plan Addendum for the Facility-Wide Groundwater Monitoring Program Ravenna Army Ammunition Plant Ravenna, OH, Portage Environmental, September 2004.* The following documents will be used as needed to supplement the project documentation: *Louisville Chemistry Guidelines, USACE, June 2002 version 5, EPA National Functional Guidelines (NFG) for Organic Data Review, EPA-540/R-99-008, October 1999, NFG for Inorganic Data Review, EPA-540/R-04-004, October 2004*, Analytical Methods, and Laboratory Standard Operating Procedures. These objectives represent accuracy and precision performance goals for each analytical method.

Data Verification Summary

Site: Ravenna Army Ammunition Plant
Sampling Event: October 2007
STL Sample Delivery Group: A7J09101
COC#: 117222, 117225, 117226

Date: January 15, 2008
Revision: 1

Six coolers were received at the lab. The coolers were received within acceptable National Environmental Laboratory Accreditation (NELAC) criteria of 0-6°C.

The completeness objective for the project was 90%. The completeness objective was met for this SDG, 97.2%. Limitations, if any, on the data are indicated with qualifiers detailed below.

SUMMARY OF QUALIFICATIONS AND QC OUTLIERS:

Sample ID	Method	Analyte	Concentration (µg/L)	Flag	Reason
FWGEQUIPRinse 1-0556-GW	8330	2,4-Dinitrotoluene	0.067	J	Results were between the MDL and RL.
		RDX	0.086	J	
	8270C	Benzoic acid	10	R	LCS recovered below 30%.
		Hexachlorocyclopentadiene	10	R	
		Benzyl alcohol	1.5	J	Result was between the MDL and RL.
		Bis(2-ethylhexyl)phthalate	2.9	BJ	B = Result was less than 10x the MB value; J = Result was between the MDL and RL.
	353.3 mod	Nitrocellulose	0.50 mg/L	UJ	MS/MSD RPD was above control limits
	8260B	Acetone	9.4	J	Result was between the MDL and RL. MRL check recovered above control limits.
	9012A	Cyanide	0.010 mg/L	R	MRL Check recovered below 65%.
	6010B	Potassium	114	J	Serial dilution %D was above control limits. Result was between the MDL and RL.
		Calcium	138	J	Result was between the MDL and RL.
	6020	Aluminum	50	UJ	CCV recovered below control limits
FWGLL11mw-007c-0529-GF	6010B	Potassium	1430	J	Serial dilution %D was above control limits.
	6020	Zinc	6.2	J	Result was between the MDL and RL.
		Aluminum	50	UJ	CCV recovered below control limits
FWGLL11mw-007c-0529-GW	353.3 mod	Nitrocellulose	0.50 mg/L	UJ	MS/MSD RPD was above control limits

Data Verification Summary

Site: Ravenna Army Ammunition Plant
Sampling Event: October 2007
STL Sample Delivery Group: A7J09101
COC#: 117222, 117225, 117226

Date: January 15, 2008
Revision: 1

Sample ID	Method	Analyte	Concentration (µg/L)	Flag	Reason
FWGLL11mw-007c-0529-GW	8270C	Benzoic acid	10	R	LCS recovered below 30%.
		Hexachlorocyclopentadiene	10	R	
		Bis(2-ethylhexyl)phthalate	4.0	BJ	B = Result was less than 10x the MB value; J = Result was between the MDL and RL.
	8081A	Alpha-Chlordane	0.015	J	Result was between the MDL and RL.
	8082	All Aroclors	0.50	UJ	Surrogate recovery was below control limits
	9012A	Cyanide	0.010 mg/L	R	MRL Check recovered below 65%.
FWGLL1mw-078c-0535-GF	6860	Perchlorate	0.068	J	Results were between the MDL and RL.
	6010B	Cobalt	1.9	J	
		Nickel	6.8	J	
		Potassium	3340	J	Serial dilution %D was above control limits.
	6020	Antimony	0.24	J	Lab duplicate RPD was above control limits; Result was between the MDL and RL.
		Aluminum	69.8	J	CCV recovered below control limits
		Thallium	0.33	J	Results were between the MDL and RL.
		Zinc	6.3	J	
FWGLL1mw-078c-0535-GW	9012A	Cyanide	0.010 mg/L	R	MRL Check recovered below 65%.
	353.3 mod	Nitrocellulose	0.50 mg/L	UJ	MS/MSD RPD was above control limits
	8082	All Aroclors	0.50	UJ	Surrogate recovery was below control limits
	8270C	Benzoic acid	10	R	LCS recovered below 30%.
		Hexachlorocyclopentadiene	10	R	
		Bis(2-ethylhexyl)phthalate	1.8	BJ	B = Result was less than 10x the MB value; J = Result was between the MDL and RL.
FWGLL1mw-083c-0537-GF	6860	Perchlorate	0.025	J	Results were between the MDL and RL.
	6010B	Copper	4.6	J	
		Potassium	3340	J	Serial dilution %D was above control limits.

Data Verification Summary

Site: Ravenna Army Ammunition Plant
Sampling Event: October 2007
STL Sample Delivery Group: A7J09101
COC#: 117222, 117225, 117226

Date: January 15, 2008
Revision: 1

Sample ID	Method	Analyte	Concentration (µg/L)	Flag	Reason
FWGLL1mw-083c-0537-GF	6020	Antimony	0.21	J	Lab duplicate RPD was above control limits; Result was between the MDL and RL.
		Beryllium	0.24	J	Result was between the MDL and RL
		Aluminum	989	J	CCV recovered below control limits
FWGLL1mw-083c-0537-GW	8330	1,3,5-Trinitrobenzene	9.2	J	Surrogate recovered at 0%; MS/MSD recovered at 0%
		1,3-Dinitrobenzene	1.0	R	
		2,4,6-TNT	9.2	J	
		2,4-Dinitrotoluene	5.2	J	
		2,6-Dinitrotoluene	2.2	J	
		2-Amino-4,6-Dinitrotoluene	22	J	
		2-Nitrotoluene	5.1	R	
		3-Nitrotoluene	5.1	R	
		4-Amino-2,6-Dinitrotoluene	24	J	
		4-Nitrotoluene	5.1	R	
		HMX	1.0	R	
		Nitrobenzene	1.0	R	
		Nitroglycerine	6.6	R	
		PETN	6.6	R	
		RDX	0.56	J	
		Tetryl	1.0	R	
	8270C	2,4-Dinitrotoluene	3.6	J	Results were between the MDL and RL.
		2,6-Dinitrotoluene	1.6	J	
		Benzoic acid	10	R	LCS recovered below 30%; MS/MSD recovered below control limits
		Hexachlorocyclopentadiene	10	R	
		Bis(2-ethylhexyl)phthalate	1.7	BJ	B = Result was less than 10x the MB value; J = Result was between the MDL and RL.
	353.3 mod	Nitrocellulose	0.50 mg/L	UJ	MS/MSD RPD was above control limits
	9012A	Cyanide	0.010 mg/L	R	MRL Check recovered below 65%.

Data Verification Summary

Site: Ravenna Army Ammunition Plant
Sampling Event: October 2007
STL Sample Delivery Group: A7J09101
COC#: 117222, 117225, 117226

Date: January 15, 2008
Revision: 1

Sample ID	Method	Analyte	Concentration (µg/L)	Flag	Reason
FWGLL2mw-059c-0538-GF	6860	Perchlorate	0.012	J	Results were between the MDL and RL.
	6010B	Barium	5.4	J	
		Nickel	5.9	J	
		Potassium	748	J	Serial dilution %D was above control limits. Result was between the MDL and RL.
	6020	Zinc	6.8	J	Result was between the MDL and RL.
		Aluminum	10.7	J	CCV recovered below control limits; Result was between the MDL and RL.
FWGLL2mw-059c-0538-GW	353.3 mod	Nitrocellulose	0.50 mg/L	UJ	MS/MSD RPD was above control limits
	8330	2,4,6-TNT	0.080	J	Result was between the MDL and RL
		HMX	0.14	J	Column confirmation RPD was greater than 40%
	8081A	Beta-BHC	0.021	J	Result was between the MDL and RL.
	9012A	Cyanide	0.010 mg/L	R	MRL Check recovered below 65%.
	8270C	2,4-Dinitrotoluene	0.64	J	Result was between the MDL and RL
		Benzoic acid	10	R	LCS recovered below 30%.
		Hexachlorocyclopentadiene	10	R	
		Bis(2-ethylhexyl)phthalate	1.7	BJ	B = Result was less than 10x the MB value; J = Result was between the MDL and RL.
FWGLL2mw-262c-0539-GF	6860	Perchlorate	0.061	J	Result was between the MDL and RL.
	6010B	Potassium	2080	J	Serial dilution %D was above control limits.
	6020	Aluminum	50	UJ	CCV recovered below control limits
		Zinc	4.9	J	Result was between the MDL and RL.

Data Verification Summary

Site: Ravenna Army Ammunition Plant
Sampling Event: October 2007
STL Sample Delivery Group: A7J09101
COC#: 117222, 117225, 117226

Date: January 15, 2008
Revision: 1

Sample ID	Method	Analyte	Concentration (µg/L)	Flag	Reason
FWGLL2mw-262c-0539-GW	8330	HMX	0.27	J	Column confirmation RPD was greater than 40%
	8270C	Benzoic acid	10	R	LCS recovered below 30%.
		Hexachlorocyclopentadiene	10	R	
		Bis(2-ethylhexyl)phthalate	1.6	BJ	B = Result was less than 10x the MB value; J = Result was between the MDL and RL.
	353.3 mod	Nitrocellulose	0.50 mg/L	UJ	MS/MSD RPD was above control limits
	8081A	Beta-BHC	0.011	J	Result was between the MDL and RL.
	9012A	Cyanide	0.010 mg/L	R	MRL Check recovered below 65%.
FWGLL2mw-263c-0540-GF	6010B	Cobalt	2.9	J	Results were between the MDL and RL.
		Nickel	7.0	J	
		Potassium	822	J	Serial dilution %D was above control limits. Result was between the MDL and RL.
	6020	Aluminum	50	UJ	CCV recovered below control limits
		Zinc	2.8	J	Result was between the MDL and RL.
FWGLL2mw-263c-0540-GW	353.3 mod	Nitrocellulose	0.50 mg/L	UJ	MS/MSD RPD was above control limits
	8081A	Beta-BHC	0.007	J	Result was between the MDL and RL.
	8082	All Aroclors	0.50	UJ	Surrogate recovery was below control limits
	9012A	Cyanide	0.010 mg/L	R	MRL Check recovered below 65%.
	8270C	Benzoic acid	10	R	LCS recovered below 30%.
		Hexachlorocyclopentadiene	10	R	
		Bis(2-ethylhexyl)phthalate	3.9	BJ	B = Result was less than 10x the MB value; J = Result was between the MDL and RL.
FWGLL3mw-238c-0541-GF	6010B	Barium	6.7	J	Results were between the MDL and RL.
		Manganese	1.9	J	

Data Verification Summary

Site: Ravenna Army Ammunition Plant
Sampling Event: October 2007
STL Sample Delivery Group: A7J09101
COC#: 117222, 117225, 117226

Date: January 15, 2008
Revision: 1

Sample ID	Method	Analyte	Concentration (µg/L)	Flag	Reason
FWGLL3mw-238c-0541-GF	6010B	Potassium	1920	J	Serial dilution %D was above control limits.
	6020	Aluminum	16.5	J	Result was between the MDL and RL. CCV recovered below control limits
		Zinc	4.1	J	Result was between the MDL and RL.
FWGLL3mw-238c-0541-GW	8330	1,3,5-Trinitrobenzene	42	J	Surrogate recovered at 0%.
		1,3-Dinitrobenzene	5.6	R	
		2,4,6-TNT	96	J	
		2,4-Dinitrotoluene	5.6	R	
		2,6-Dinitrotoluene	5.6	R	
		2-Amino-4,6-dinitrotoluene	13	J	
		2-Nitrotoluene	28	R	
		3-Nitrotoluene	28	R	
		4-Amino-2,6-Dinitrotoluene	37	J	
		4-Nitrotoluene	28	R	
		HMX	5.6	R	
		Nitrobenzene	5.6	R	
		Nitroglycerine	5.6	R	
		PETN	37	R	
		RDX	6.6	J	
		Tetryl	5.6	R	
	8270C	2,4,5-Trichlorophenol	5.0	UJ	Surrogates recovered below control limits
		2,4,6-Trichlorophenol	5.0	UJ	
		2,4-Dichlorophenol	2.0	UJ	
		2,4-Dimethylphenol	2.0	UJ	
		2,4-Dinitrophenol	5.0	UJ	
		2-Chlorophenol	1.0	UJ	
		2-Methylphenol	1.0	UJ	
		2-Nitrophenol	2.0	UJ	
		4,6-Dinitro-2-methylphenol	5.0	UJ	
		4-Chloro-3-methylphenol	2.0	UJ	
		4-Methylphenol	1.0	UJ	
		4-Nitrophenol	5.0	UJ	
		Benzyl alcohol	5.0	UJ	
		Pentachlorophenol	5.0	UJ	
		Phenol	1.0	UJ	

Data Verification Summary

Site: Ravenna Army Ammunition Plant
Sampling Event: October 2007
STL Sample Delivery Group: A7J09101
COC#: 117222, 117225, 117226

Date: January 15, 2008
Revision: 1

Sample ID	Method	Analyte	Concentration (µg/L)	Flag	Reason
FWGLL3mw-238c-0541-GW	8270C	Benzoic acid	10	R	LCS recovered below 30%; Surrogates recovered below control limits
		Bis(2-ethylhexyl)phthalate	1.4	BJ	B = Result was less than 10x the MB value; J = Result was between the MDL and RL.
		Hexachlorocyclopentadiene	10	R	LCS recovered below 30%;
	8082	All Aroclors	0.50	UJ	Surrogate recovery was below control limits
	9012A	Cyanide	0.010 mg/L	R	MRL Check recovered below 65%.
	353.3 mod	Nitrocellulose	0.50 mg/L	UJ	MS/MSD RPD was above control limits
FWGLL3mw-242c-0542-GF	6860	Perchlorate	0.0099	J	Results were between the MDL and RL.
	6010B	Barium	4.3	J	
		Potassium	1060	J	Serial dilution %D was above control limits.
	6020	Zinc	4.5	J	Result was between the MDL and RL.
		Aluminum	16.2	J	Result was between the MDL and RL. CCV recovered below control limits
FWGLL3mw-242c-0542-GW	353.3 mod	Nitrocellulose	0.50 mg/L	UJ	MS/MSD RPD was above control limits
	8270C	Benzoic acid	10	R	LCS recovered below 30%.
		Hexachlorocyclopentadiene	10	R	
		Bis(2-ethylhexyl)phthalate	3.4	BJ	B = Result was less than 10x the MB value; J = Result was between the MDL and RL.
	8081A	Alpha-Chlordane	0.030	J	Results were between the MDL and RL.
	8260B	Carbon disulfide	0.58	J	
	9012A	Cyanide	0.010 mg/L	R	MRL Check recovered below 65%.

Data Verification Summary

Site: Ravenna Army Ammunition Plant
Sampling Event: October 2007
STL Sample Delivery Group: A7J09101
COC#: 117222, 117225, 117226

Date: January 15, 2008
Revision: 1

Sample ID	Method	Analyte	Concentration (µg/L)	Flag	Reason
FWGTeam1-Trip	8260B	Acetone	4.0	J	Result was between the MDL and RL. MRL check recovered above control limits.
		Methylene Chloride	0.66	J	Result was between the MDL and RL.
FWGTeam2-Trip	8260B	Acetone	3.6	J	Result was between the MDL and RL. MRL check recovered above control limits.
		Methylene Chloride	0.69	J	Result was between the MDL and RL.
FWGTeam3-Trip	8260B	Acetone	4.0	J	Result was between the MDL and RL. MRL check recovered above control limits.
		Methylene Chloride	0.53	J	Result was between the MDL and RL.

J = Analyte concentration is considered an estimated value.
MDL = Method Detection Limit
RL = reporting limit
MB = Method Blank
B = Analyte was found in an associated blank
RPD = Relative Percent Difference
CCV = Continuing Calibration Verification
U = Analyte is not detected.
R = Result is non-usable
LCS = Laboratory Control Sample
MRL = Method Reporting Limit
MS/MSD = Matrix Spike/Matrix Spike Duplicate
%D = Percent Difference

VOAs - 8260B

The following QC criteria were reviewed with acceptable results:

- Holding times, preservation, sample handling
- Tuning criteria
- Initial Calibration Criteria including SPCC and CCC compounds
- Internal standard area counts and retention times
- ICV and CCV criteria
- MDL verification criteria
- Method blank was free from contamination
- LCS recovery criteria
- MS/MSD recovery and RPD criteria
- Surrogate recoveries

Opening MRL had Acetone %R = 148.2%. The closing MRL had Acetone %R = 144%. Samples FWGTeam3-Trip, FWGEQUIPRinse1-0556-GW, FWGTeam2-Trip, and FWGTeam1-Trip had Acetone detected. The results were qualified estimated "J".

FWGTeam3-Trip had methylene chloride detected at 0.53 ug/L and acetone detected at 4.0 ug/L. There were no qualifications made because the contamination was less than ½ the MRL (10 ppb).

FWGTeam2-Trip had methylene chloride detected at 0.69 ug/L and acetone detected at 3.6ug/L. There were no qualifications made because the contamination was less than ½ the MRL (10 ppb).

FWGEQUIPRinse1-0556-GW had Acetone detected at 9.4ug/L (RL was 10 ug/L). There were no detected results therefore no qualifications were made.

FWGTeam1-Trip had methylene chloride detected at 0.66 ug/L and acetone detected at 4.0 ug/L. There were no qualifications made because the contamination was less than ½ the MRL (10 ppb).

SVOCs- 8270C

The following QC criteria were reviewed with acceptable results:

- Holding times, preservation, sample handling
- Tuning criteria
- Initial Calibration criteria including CCC and SPCC compounds
- ICV criteria
- Internal standard area counts and retention times

MDL verification check data was not provided. No qualifications were made since an evaluation could not be completed.

Closing MRL (10/15) had bis(2-chloroethyl)ether recover at 136.85% and 2,4-Dinitrophenol recover at 67.7%; No qualifications since the MRL checks don't bracket the samples.

Opening MRL (10/20) had Benzoic acid recover at 69.5%. No qualifications were made per the EPA rounding rule; the recovery rounds to 70%.

10/20 CCV had benzoic acid %D at 20.2%. The average %D was 3.6%; therefore no qualifications were made.

The method blank had di-n-butyl phthalate detected at 0.62 ug/L; RL was 1.0 ug/L and bis(2-ethylhexyl)phthalate detected at 5.0 ug/L; RL was 10 ug/L. All samples had bis(2—ethylhexyl)phalate qualified non-detect "B".

FWGEQUIPRinse1-0556-GW had Benzyl alcohol detected at 1.5 ug/L; RL was 5.0 ug/L and Bis(2-ethylhexyl)phthalate was detected at 2.9; RL was 10 ug/L. No qualifications were made since the results were less than ½ the MRL.

The LCS had Benzoic acid recovered at 13%, control limits 30-136. Hexachlorocyclopentadiene recovered at 3.6%, control limits 30-115. All results were qualified non-usable "R".

Sample FWGLL1mw-083c-0537-GW was the parent MS/MSD sample.

- Benzoic acid MS (42%) and MSD (26%), although within the lab control limits (10-127%), recovered below the LCG control limits (45-135%). The RPD (49%) was above the control limit (40%).
- 2,4-Dimethylphenol MS (40%) and MSD (36%), although within the lab control limits (28-109%), recovered below the LCG control limits (45-135%).
- 2,4-Dinitrophenol MSD (44%), although within the lab control limits (14-138%), recovered below the LCG control limits (45-135%).
- 3,3'-dichlorobenzidine MS (41%) and MSD (42%), although within the lab control limits (19-111%), recovered below the LCG control limits (45-135%).
- Hexachlorocyclopentadiene recovered below the lab control limits (10-98) and LCG control limits (45-135%) in the MS (9.1%) and MSD (0.0%). The RPD (200%) was above the control limit (40%).
- Benzoic acid and Hexachlorocyclopentadiene also had LCS recovery failures. The parent sample hexachlorocyclopentadiene result was qualified non-usable "R". The parent sample benzoic acid result was qualified estimated "UJ".
- There were no other QC outliers for 3,3'-Dichlorobenzidine, 2,4-Dimethylphenol, and 2,4-Dinitrophenol; therefore no qualifications were made.

Samples FWGLL1mw-078c-0535-GW, FWGLL2mw-059c-0538-GW, FWGLL2mw-262c-0539-GW, FWGLL2mw-263c-0540-GW, FWGEQUIPRinse1-0556-GW, FWGLL11mw-007c-0529-GW, and FWGLL3mw-242c-0542-GW had surrogate 2-fluorophenol recover below control limits (50%). No qualifications were made because LCG (Attachment A "Data Validation Guidelines, Section 2.10) allows one surrogate failure without qualification.

Sample FWGLL3mw-238c-0541-GW had 2-flurophenol recover at 32% and phenol-d5 recover at 49%. All associated results were qualified estimated "J" for detected results and "UJ" for non-detected results.

Pesticides- 8081

The following QC criteria were reviewed with acceptable results:

- Holding times, preservation, sample handling
- Initial Calibration criteria
- DDT and Endrin breakdown criteria

- Retention time criteria
- ICV criteria
- The method blank was free from contamination
- Equipment Rinse was free from contamination
- MS/MSD percent recoveries and RPD values criteria
- Surrogate recovery criteria
- Second Column confirmation criteria

FWGLL1mw-083c-0537-GW and FWGLL3mw-238c-0541-GW had elevated reporting limits due to matrix interference.

MDL verification check data for instrument a2hp3 was not provided. No qualifications were made since an evaluation could not be completed.

MRL Check on 10/18 @ 0103 front column: heptachlor epoxide %R was 154.1%, endosulfan I %R was 130.5%, and 4,4'-DDE %R was 132.2%; there were no detected results therefore no qualifications were made.

MRL check on 10/18 @ 0103 back column: heptachlor epoxide %R was 153.2%; there were no detected results therefore no qualifications were made.

CCVs

- 10/17 @ 0411 front column – 1 of the individual peaks %D was less than 15% (neg). The average %D across all 5 peaks was 8.45%; no qualifications were made.
- 10/17 @ 1758 front column – Alpha-BHC (16.1%), gamma-BHC (22.3%), beta-BHC (18.1%), Heptachlor (35.3%), Heptachlor epoxide (24.1%), gamma-Chlordane (21.3%), alpha-Chlordane (18.3%), Endosulfan I (21.35), Dieldrin (21.4%), Endrin (31.5%), 4,4'-DDD (28%), Endosulfan II (25.4%), and Endrin aldehyde (18.2%) recovered greater than 15% D. The average %D was 18.8%. There were no detected results for heptachlor and endrin. Therefore no qualifications were made.
- 10/17 @ 1758 back column – Heptachlor (36.8%), Heptachlor epoxide (18.9%), and Endrin (22.3%), 4,4'-DDD (28%) recovered greater than 15% D. The average %D was 11.23%. There were no detected results for heptachlor and endrin. Therefore no qualifications were made.
- 10/17 @ 2333 front column – 1 of the individual peaks %D was less than 15% (neg) and 1 of the peaks was great than 15% (pos). The average %D across all 5 peaks was 10.8%; no qualifications were made.
- 10/17 @ 2333 back column – 1 of the individual peaks %D was less than 15% (neg). The average %D across all 5 peaks was 10.8%; no qualifications were made.
- 10/18 @ 0040 front column – Heptachlor epoxide (18.6%) recovered greater than 15% D. The average %D was 8.7%; no qualifications were made.

- 10/18 @ 0040 back column – 4,4'-DDT (18.5%), Endrin aldehyde (19.2%), and Endrin ketone (17.9%) recovered greater than 15% D. The average %D was 8.7%; no qualifications were made.
- 10/23 @ 1105 front column – 4,4'-DDD (16.0%) recovered less than 15% D (neg). The average %D was 8.7%; no qualifications were made.
- 10/23 @ 1105 back column – delta-BHC (18.4%), 4,4'-DDD (25.6%), 4,4'-DDT (15.2%), Endrin aldehyde (18%), Endosulfan sulfate (16.6%), and Endrin ketone (17.4%) recovered less than 15% D (neg). The average %D was 11%; no qualifications were made.
- 10/23 @ 1150 front column – 4of the individual peaks %D were less than 15% (neg). The average %D across all 5 peaks was 22.65%; No qualifications were made since toxaphene was reported as an average of the peaks and the average %D was less than 30%.
- 10/23 @ 1150 back column – 4 of the individual peaks %D were less than 15% (neg). The average %D across all 5 peaks was 23%. No qualifications were made since toxaphene was reported as an average of the peaks and the average %D was less than 30%.
- 10/23 @ 1427 front column – delta-BHC (16%), 4,4'-DDD (22.3%), 4,4'-DDT (19.8%), Endrin aldehyde (18%), Methoxychlor (15.4%), and Endrin ketone (15.8%) recovered less than 15% D (neg). The average %D was 10.9%; no qualifications were made.
- 10/23 @ 1427 back column – delta-BHC (20.8%), 4,4'-DDD (26.9%), 4,4'-DDT (20.8%), Endrin aldehyde (23.7%), Endosulfan sulfate (21%), Methoxychlor (18.1%), and Endrin ketone (23%) recovered less than 15% D (neg). The average %D was 14.9%; no qualifications were made.
- 10/24 @ 0757 front column – 1 of the individual peaks %D was less than 15% (neg). The average %D across all 5 peaks was 12.6%; no qualifications were made.
- 10/24 @ 0757 back column – 2 of the individual peaks %D were less than 15% (neg). The average %D across all 5 peaks was 12.9%; no qualifications were made.
- 10/24 @ 0949 back column – 4,4'-DDD (15.7%) recovered less than 15% D (neg). The average %D was 4.7%; no qualifications were made.

Heptachlor epoxide recovered at 128% and Dieldrin recovered at 125% in the LCS. The control limits were 50-127 and 50-124, respectively. There were no detected results therefore no qualifications were made.

Sample FWGLL1mw-083c-0537-GW was the parent MS/MSD sample. Heptachlor epoxide recovered at 204% in the MS and 194% in the MSD. There were no detected results therefore no qualifications were made. 4,4'-DDE MS/MSD RPD (24%) was above control limits (20%). There were no other QC outliers therefore no qualifications were made.

Data Verification Summary

Site: Ravenna Army Ammunition Plant
Sampling Event: October 2007
STL Sample Delivery Group: A7J09101 **Date:** January 15, 2008
COC#: 117222, 117225, 117226 **Revision:** 1

PCBs- 8082

The following QC criteria were reviewed with acceptable results:

- Holding times, preservation, sample handling
- Initial Calibration criteria
- Retention time criteria
- MDL verification criteria
- ICV and CCV criteria
- The method blank was free from contamination
- Equipment Rinse was free from contamination
- MRL Level Verification criteria
- MS/MSD percent recoveries and RPD values criteria
- LCS/LCSD percent recoveries and RPD value criteria
- Second Column confirmation criteria

Surrogate DCB recovered below control limits in samples FWGLL1mw-078c-0535-GW (48%), FWGLL2mw-263c-0540-GW (45%), FWGLL3mw-238c-0541-GW (48%), and FWGLL11mw-007c-0529-GW (38%). All associated results were qualified estimated "UJ".

Explosives- 8330

The following QC criteria were reviewed with acceptable results:

- Holding times, preservation
- Initial Calibration Criteria
- Retention time criteria
- MRL level verification criteria
- ICV and CCV criteria
- The method blank was free from contamination
- LCS/LCSD percent recoveries and RPD value criteria

4-Nitrotoluene appears to not have been spiked into MRL checks or CCVs on instrument LC9 (the confirmation column); No qualifications were made since an evaluation could not be completed.

MDL verification check data for instruments LC9 and LC10 were not provided. No qualifications were made since an evaluation could not be completed.

FWGEQUIPRinse1-0556-GW had 2,4-Dinitrotoluene was detected at 0.067 ug/L with a RL of 0.052 ug/L. RDX was detected at 0.086 ug/L with a RL of 0.037 ug/L. The detected results were greater than 5x the blank value; therefore no qualifications were made.

Site: Ravenna Army Ammunition Plant
Sampling Event: October 2007
STL Sample Delivery Group: A7J09101 **Date:** January 15, 2008
COC#: 117222, 117225, 117226 **Revision:** 1

Sample FWGLL1mw-083c-0537-GW was the parent MS/MSD sample. All analytes were diluted out because the sample had to be diluted 10x. The sample also had surrogate failures. The detected results were qualified estimated "J". The non-detected results were qualified estimated "UJ".

Samples FWGLL1mw-083c-0537-GW and FWGLL3mw-238c-0541-GW had 0% surrogate recoveries. The results were qualified estimated "J" for detected results and non-usable "R" for non-detected results.

Samples FWGLL2mw-059c-0538-GW and FWGLL2mw-262c-0539-GW HMX RPD was greater than 40% between the columns. The results were qualified estimated "J".

Nitroguanidine- 8330M

The following QC criteria were reviewed with acceptable results:

- Holding times, preservation, sample handling
- Initial Calibration criteria
- Retention time criteria
- MRL level verification criteria
- MDL verification criteria
- ICV and CCV criteria
- The method blank was free from contamination
- Equipment Rinse was free from contamination
- LCS/LCSD percent recoveries and RPD value criteria
- MS/MSD percent recoveries and RPD values criteria
- Field Duplicate RPD criteria
- Second Column confirmation criteria

There were QC outliers noted.

Metals - 6010B

The following QC criteria were reviewed with acceptable results:

- Holding times, preservation, sample handling
- Initial Calibration criteria
- ICV and CCV criteria
- Interference Check Sample (ICSAB) criteria
- LCS/LCSD percent recoveries and RPD value criteria
- MS recovery criteria
- Matrix duplicate RPD values criteria
- Post Digestion spike criteria
- MDL Verification criteria
- MRL verification criteria

Site: Ravenna Army Ammunition Plant
Sampling Event: October 2007
STL Sample Delivery Group: A7J09101 **Date:** January 15, 2008
COC#: 117222, 117225, 117226 **Revision:** 1

Blanks:

ICB:

- Calcium was detected at -3.8 ug/L with a RL of 1000 ug/L.
- Chromium was detected at -0.7 ug/L with a RL of 5 ug/L.
- Copper was detected -1.2 ug/L with a RL of 5 ug/L.
- Potassium was detected at 136 ug/L with a RL of 1000 ug/L.
- The contamination was less than ½ the RL. Therefore no qualifications were made.
- Sodium was detected at –890 ug/L with a RL of 1000 ug/L.
- No qualifications were made since the LCG doesn't specifically address negative blank values.

CCB:

- Calcium was detected in CCB1 (-6.8 ug/L), CCB5 (7.2ug/L), CCB6 (7.9 ug/L), and CCB8 (8.8 ug/L) with a RL of 1000 ug/L.
- Copper was detected in CCB1 (-1.3 ug/L) with a RL of 5 ug/L.
- Manganese was detected CCB2 (0.1 ug/L) and CCB4 (0.1 ug/L) with a RL of 10 ug/L.
- Nickel was detected in CCB4 (1.7 ug/L) with a RL of 10 ug/L.
- Potassium was detected all 7 CCBs between 138 and 147 ppb with a RL of 1000 ppb.
- The contamination was less than ½ the RL; therefore no qualifications were made. Selenium was detected in CCB1 (3.8 ug/L) and CCB4 (2.9 ug/L) with a RL of 5 ug/L. There were no detected results therefore no qualifications were made.
- Sodium was detected in CCB1 (-420 ug/L), CCB3 (-630 ug/L), CCB4 (-580 ug/L), CCB5 (-420 ug/L), CCB6 (-640 ug/L), and CCB7 (-430 ug/L) with a RL of 1000 ug/L. No qualifications were made since the LCG doesn't specifically address negative blank values.

Method Blank had Potassium detected at 144 ug/L with a RL of 1000ppb. There were no qualifications made since the MB values were less than ½ the MRL.

Equipment Rinse FWGEQUIPRinse1-0556-GW had Calcium detected at 138 ug/L with a RL of 1000 ug/L and Potassium detected at 114 ug/L with a RL of 1000 ug/L. The contamination was less than ½ MRL; therefore no qualifications were made.

The Potassium serial dilution %D (11.5%) was greater than 10%. All potassium results were qualified estimated "J".

Metals - 6020

The following QC criteria were reviewed with acceptable results:

- Holding times, preservation, sample handling
- Internal standard and tune criteria
- Initial Calibration criteria

- ICV criteria
- MDL Level Verification criteria
- MRL verification criteria
- Method Blank was free from contamination
- Interference Check Sample (ICSAB) criteria
- LCS/LCSD percent recoveries and RPD value criteria
- MS recovery criteria
- Post Digestion Spike criteria
- Serial Dilution criteria

CCV2 Al recovered at 88%. All results were qualified estimated "J" for detected results and "UJ" for non-detected results. CCV6 Be recovered at 110.9%. The results were reported between CCVs 1 and 3; therefore no qualifications were made.

Blanks:

ICB:

- Antimony was detected at 0.11 ug/L with a RL of 2 ug/L.
- Cadmium was detected at 0.018 ug/L with a RL of 0.5 ug/L. The contamination was less than ½ the RL. Therefore no qualifications were made.
- No qualifications were made since the LCG doesn't specifically address negative blank values.

CCB

- Antimony was detected in all CCBs between 0.11 ug/L and 0.18 ug/L with a RL of 2 ug/L.
- Beryllium was detected in CCB3 (0.021 ug/L), CCB5 (0.032 ug/L), CCB6 (0.039 ug/L), and CCB7 (0.027 ug/L) with a RL of 1 ug/L.
- Cadmium was detected in CCBs 3 through 8 between 0.016 ug/L and 0.024ug/L with a RL of 0.5 ug/L.
- Thallium was detected in CCB1 at 0.044 ug/L with a RL of 1 ug/L.
- Zinc was detected in CCBs 3 through 8 between 0.22 ug/L and 0.31ug/L with a RL of 10 ug/L.
- The contamination was less than ½ the RL; therefore no qualifications were made.
- Iron was detected in CCBs 3 through 8 between –7.2ug/L and -13ug/L with a RL of 20 ug/L. No qualifications were made since the LCG doesn't specifically address negative blank values.

Sample FWGLL1mw-083c-0537-GF was the parent. Antimony RPD was 200%. All results were qualified estimated "J" for detected results and "UJ" for non-detected results.

Data Verification Summary

Site: Ravenna Army Ammunition Plant
Sampling Event: October 2007
STL Sample Delivery Group: A7J09101 **Date:** January 15, 2008
COC#: 117222, 117225, 117226 **Revision:** 1

Mercury - 7470A
The following QC criteria were reviewed with acceptable results:

- Holding times, preservation, sample handling
- Initial Calibration criteria
- ICV criteria
- ICB and CCBs were free from contamination
- The method blank was free from contamination
- Equipment Rinse was free from contamination
- MDL Level Verification criteria
- LCS/LCSD percent recoveries and RPD value criteria
- MS/MSD percent recoveries and RPD values criteria

The closing MRL recovered at 135.5%. There were no detected results therefore no qualifications were made.

CCV 10 recovered at 123.2%, CCV13 recovered at 120.2%. CCV14 recovered at 124.9%. The samples were analyzed between CCVs 4 and 6. Therefore no qualifications were made.

Nitrocellulose - 353.2
The following QC criteria were reviewed with acceptable results:

- Holding times, preservation, sample handling
- Sample preparation criteria
- Initial Calibration criteria
- ICV and CCV criteria
- The method blank was free from contamination
- Equipment Rinse was free from contamination
- MRL Level Verification criteria
- ICB and CCBs were free from contamination
- LCS/LCSD percent recoveries and RPD value criteria
- Nitrocellulose assay criteria

Sample FWGLL1mw-083c-0537-GW was the parent. The MS/MSD RPD was 21%. All associated results were qualified estimated "J" for detected results and "UJ" for non-detected results.

Cyanide- 9012
The following QC criteria were reviewed with acceptable results:

- Holding times, preservation, sample handling
- Initial Calibration criteria
- ICV and CCV criteria
- MDL Verification Check criteria

- Method Blank was free from contamination
- Equipment Rinse was free from contamination
- LCS/LCSD percent recoveries and RPD value criteria
- MS/MSD percent recoveries and RPD values criteria

The MRL checked recovered at 24%. All cyanide results were qualified estimated "R". In addition the MRL was analyzed in the middle of the sample run.

Perchlorate - 6860

The following QC criteria were reviewed with acceptable results:

- Holding times, preservation, sample handling
- Tuning criteria
- Initial Calibration Criteria
- Internal standard area and retention time criteria
- SSCV, ICV, and CCV criteria
- Limit of Detection Verification criteria
- Interference Check Sample criteria
- MEL verification criteria
- Method blank was free from contamination
- Equipment rinse was free from contamination
- Laboratory Reagent Blanks were free from contamination
- LCS recovery criteria
- MS/MSD recovery and RPD criteria

There were no QC outliers noted.

Data Validator: Heather McDeed
Date: 1/15/08

Senior Data Validator: Eric C. Corbin for Karla Thrasher
Date: 1/15/08

Ravenna, OH Data Review Checklist

Project Number: 030240.0006.05
Sample Event: October 2007
Data Reviewer/Date: Heather Medley/December 3, 2007

SDG: A7J090101 R0
Analysis: SW846 8260B

Review Questions:	Yes	No	N/A	Comments	Qual/Criteria
1. Did Chain-of-Custody information agree with laboratory report?	✓			COC#: 117222, 117226;	
2. Were samples preserved properly and received in good condition?	✓			6 Coolers were received between 1.4 and 5.4°C.	QAPP Table 4-2, NELAC
3. Were holding times met?	✓			Samples collected 10/8/07 and analyzed on 10/15/07.	QAPP Table 4-2 J/UJ/R
4. Were sample storage requirements met?	✓				QAPP Table 4-2
5. Were QAPP specified PQLs achieved?	✓				QAPP Table 3.3
6. Were all QAPP-specified target analytes reported?	✓				QAPP Table 3-3
7. Was the GC/MS system tuned with bromofluorobenzene (BFB)?	✓				LCG Table 1
8. Was the criteria met during each 12 hour shift (prior to ICAL and Cal Ver.)?	✓			10/3/07 @ 1016, 10/15/07 @ 1022	SW846 8260B 7.3.1
9. Did the initial calibration curve consist of 5 concentration levels?	✓			10/3/07 Instrument A3UX10 stds – 5, 10, 25, 50, 100, 200 ng on column	LCG Table 1 R
10. Did the Calibration Check Compounds (CCCs) (see Table 1 below) relative standard deviations (%RSD) ≤ 30%?	✓				LCG Table 1 R
11. Were the minimum response factors (RFs) for the System Performance Check Compounds (SPCCs) (see Table 2 below) met?	✓				LCG Table 1
12. Were all other target analytes ≤ 15% RSD? OR Was the average RSD ≤ 15%? Was a different calibration option used?	✓			Acetone, Methylene Chloride and Bromoform used a weighted linear curve.	LCG Table 1 15% <RSD< 20% = J/UJ
13. If a linear regression curve was used, was the correlation coefficient r≥0.99?	✓			All correlation coefficients were ≥0.99. No qualifications were made since the correlation coefficients were acceptable.	LCG Table 1 R<0.99=-J/R
14. Was a MDL Level Verification performed once per quarter with all target analytes detected?	✓			8/25/07 @ 0317	LCG Table 1 R
15. Was a MRL Level Verification run at the beginning and end of every daily sequence or every 12 hours?	✓			10/15/07 @ 1131 and 2203	LCG Table 1

Ravenna, OH Data Review Checklist

Project Number: 030240.0006.05
Sample Event: October 2007
Data Reviewer/Date: Heather Medley/December 3, 2007

SDG: A7J090101 R0
Analysis: SW846 8260B

Review Questions:	Yes	No	N/A	Comments	Qual/Criteria
16. Were the QC/MRL recoveries 70-130%?		✓		Opening MRL had Acetone %R = 148.2%. The closing MRL had Acetone %R = 144%. Samples FWGTeam3-Trip, FWGEQUIPRinse1-0556-GW, FWGTeam2-Trip, and FWGTeam1-Trip had Acetone detected. The results were qualified estimated "J".	LCG Table 1 >130%=J; 70-60%=J/UJ; <60%=J/R
17. Was a second source verification (ICV) analyzed after the ICAL? Were results 80-120%?	✓			10/3/07	LCG Table 1 >120%=J; 60-80%=J/UJ; <60%=J/R
18. Was a CCV run every 12 hours?	✓			10/15/07 @ 1047	LCG Table 1
19. Did the CCCs have a %Difference < 20%?	✓				LCG Table 1
20. Were the minimum RFs for the SPCCs within limits?	✓				LCG Table 1
21. Was the average of all target analytes ≤ 20%D with a maximum D for each target analyte ≤30%?	✓				LCG Table 1 Avg D>20% and D>30% =R; Avg %D<20% and D>30% =J D>30% (neg) = J/R D>30% (pos) = J
22. Were the internal standards added to every sample?	✓				LCG Table 1
23. Were the retention times for all IS compounds within ±30 seconds from the RT of the mid-point standard in the ICAL?	✓				LCG Table 1 R
24. Was the EICP area between -50% and +100% of the ICAL mid-point standard?	✓				LCG Table 1 R
25. Was a method blank prepared and analyzed with each batch?	✓				LCG Table 1
26. Were target analytes detected in the method blank at >1/2 the MRL?		✓		There were no detections.	LCG Table 1 <5/10X =B
27. Was a field blank (equipment and/or trip) collected and analyzed?	✓				
28. Were target analytes detected in the field blank analyses >1/2 the MRL?		✓		FWGTeam3-Trip had methylene chloride detected at 0.53 ug/L and acetone detected at 4.0 ug/L. There were no qualifications made because the contamination was less than ½ the MRL (10 ppb).	<5/10X =B

Ravenna, OH Data Review Checklist

Project Number: 030240.0006.05
Sample Event: October 2007
Data Reviewer/Date: Heather Medley/December 3, 2007

SDG: A7J090101 R0
Analysis: SW846 8260B

Review Questions:	Yes	No	N/A	Comments	Qual/Criteria
				FWGTeam2-Trip had methylene chloride detected at 0.69 ug/L and acetone detected at 3.6ug/L. There were no qualifications made because the contamination was less than ½ the MRL (10 ppb). FWGEQUIPRinse1-0556-GW had Acetone detected at 9.4ug/L. There were no detected results therefore no qualifications were made. FWGTeam1-Trip had methylene chloride detected at 0.66 ug/L and acetone detected at 4.0 ug/L. There were no qualifications made because the contamination was less than ½ the MRL (10 ppb).	
29. Was a field duplicate analyzed?			✓	A field duplicate was not submitted in this SDG.	
30. Were the Field duplicates RPDs within ±30%?			✓		QAPP Table 3-2 RPD >30=J
31. Was a LCS prepared and analyzed with each batch?	✓			An LCSD was analyzed and reported;	LCG Table 1
32. Were the LCS recoveries within limits specified in Appendix C of the LCG?	✓				LCG Appendix C >UL=J; 30%-LL=J/UJ; <30%=J/R
33. Was a MS/MSD prepared with each batch?	✓				LCG Table 1
34. Was the MS/MSD parent sample a Ravenna sample?	✓			Sample FWGLL1mw-083c-0537-GW was the parent.	
35. Were MS/MSD recoveries 70-130% and RPD values ≤20%?		✓		Non-target compound - 1,2,4-Trichlorobenzene MS/MSD RPD (24%) was above control limits (20%). There were no other QC outliers; therefore no qualifications were made.	LCG Table 1 Pj
36. Were surrogate recoveries 50-150%?	✓				LCG Table 1 >150%=J; 10% -50%=J/UJ; <10%=J/R
37. Were reported sample concentrations within calibration range?	✓				
38. Were laboratory-generated Quality Control Exception Reports issued? If yes, summarize contents.		✓			
39. Were lab comments included in report? If yes, summarize contents.	✓			*Comments in case narrative on the MS/MSD recoveries and LCS recoveries.*	

References:

Project Number: 030240.0006.05
Sample Event: October 2007
Data Reviewer/Date: Heather Medley/December 3, 2007

SDG: A7J090101 R0
Analysis: SW846 8260B

Louisville Chemistry Guidelines (LCG), USACE June 2002 version 5; Section I "Chemical Analysis Criteria" Table 1 and Attachment A "Data Validation Guidelines:

Final Quality Assurance Project Plan (QAPP) Addendum for the Facility-Wide Groundwater Monitoring Program Ravenna Army Ammunition Plant, Ravenna, OH, Portage Environmental September 2004

NELAC Quality Systems revision 16, July 12, 2002, Chapter 5 section 5.5.8.3.1.a.1 "temperatures just above freezing up to 6C shall be acceptable". This criterion has been used in the validation of acceptable temperatures.

Additional Comments:

Table1- CCCs

Analyte
1,1-Dichloroethene
Chloroform
1,2-Dichloropropane
Toluene
Ethylbenzene
Vinyl chloride

Table 2- SPCCs

Analyte	Minimum RF
Chloromethane	0.10
1,1-Dichlorethane	0.10
Bromoform	0.10
Chlorobenzene	0.30
1,1,2,2-Tetrachloroethane	0.30

Ravenna, OH Data Review Checklist

Project Number: 030240.0006.05
Sample Event: October 2007
Data Reviewer/Date: Heather Medley/December 4, 2007

SDG: A7J090101 R0
Analysis: SW846 8270C (including PAH's)

Review Questions:	Yes	No	N/A	Comments	Qual/Criteria
1. Did Chain-of-Custody information agree with laboratory report?	✓			COC#: 117222, 117226;	
2. Were samples preserved properly and received in good condition?	✓			6 Coolers were received between 1.4 and 5.4°C.	QAPP Table 4-2
3. Were samples extracted using the correct preparation, clean-up methods?	✓				QAPP Table 4-2
4. Were samples extracted within required holding times (7 days - water)?	✓			Samples collected 10/8/07; extracted on 10/15/07.	QAPP Table 4-2 J/UJ/R
5. Were samples analyzed within required holding times (40 days after extraction)?	✓			Samples analyzed on 10/20/07.	QAPP Table 4-2 J/UJ/R
6. Were sample storage requirements met?	✓				QAPP Table 4-2
7. Were QAPP specified PQLs achieved?	✓				QAPP Table 3-4 and 3-6
8. Were all QAPP-specified target analytes reported?	✓				QAPP Table 3-4 and 3-6
9. Was the GC/MS system tuned with decafluorotriphenylphosphine (DFTPP)?	✓				LCG Table 2
10. Were the criteria met during each 12 hour shift?	✓			10/8/07 @ 1501, 10/15/07 @ 1050, 10/16/07 @ 1650, 10/20/07 @ 1101	LCG Table 2
11. Did the initial calibration curve consist of 5 concentration levels, with the low standard near but above the MDL?	✓			Instrument A4HP8, ICAL 10/8/07 and 10/16/07 stds = 0.05, 0.25, 0.50, 1.0, 2.5, 5.0, 7.5, 10.0, 12.5 ng on column	LCG Table 2 R
12. Did the Calibration Check Compounds (CCCs) (see Table 1 below) relative standard deviation (%RSD) ≤ 30%?	✓			10/8/07: Pentachlorophenol and di-n-octyl phthalate used a quadratic curve 10/16/07: Pentachlorophenol and di-n-octyl phthalate used a quadratic curve	LCG Table 2 R
13. Were the minimum response factors (RFs) for the System Performance Check Compounds (SPCCs) (see Table 2 below) met?	✓			10/8/07: 2,4-Dinitrophenol and 4-Nitrophenol used quadratic curves. 10/16/07: 2,4-Dinitrophenol used quadratic curve.	LCG Table 2 R
14. Was each target analyte <15 % RSD, or was the average RSD <15%?	✓			10/8/07: Benzoic acid, Hexachlorocyclopentadiene, and 4,6-Dinitro-2-methylphenol used quadratic curves. 10/16/07: Benzoic acid, Hexachlorocyclopentadiene, 4-Nitroaniline, 4,6-Dinitro-2-methylphenol, and 3,3'-Dichlorobenzidine used quadratic curves.	LCG Table 2 15% <RSD< 30% = J/UJ

Ravenna, OH Data Review Checklist

Project Number: 030240.0006.05 **SDG**: A7J090101 R0
Sample Event: October 2007 **Analysis**: SW846 8270C (including PAH's)
Data Reviewer/Date: Heather Medley/December 4, 2007

Review Questions:	Yes	No	N/A	Comments	Qual/Criteria
15. If a different calibration option was used, was the correlation coefficient (r^2) or coefficient of determination (COD) (r) ≥0.99?	✓			All r^2's were greater than 0.99. No qualifications made since the coefficient of determinations were within criteria.	LCG Table 2 r<0.99=-J/R
16. Was a MDL Level Verification performed once per quarter with all target analytes detected?			✓	MDL verification check data was not provided. No qualifications were made since an evaluation could not be completed.	LCG Table 2 R
17. Was a MRL Level Verification run at the beginning and end of the sequence or every 12 hours?	✓			10/15/07 @ 1129 and 1903; 10/20/07 @ 1157 and 1856	LCG Table 2
18. Were the QC/MRL recoveries 70-130%?		✓		Closing MRL (10/15): bis(2-chloroethyl)ether %R = 136.85% and 2,4-Dinitrophenol %R = 67.7%; No qualifications since the MRL checks don't bracket the samples. Opening MRL (10/20): Benzoic acid %R was 69.5%. No qualifications were made per the EPA rounding rule; the recovery rounds to 70%.	LCG Table 2 >130%=J; 50-70%=J/UJ; <50%=J/R
19. Was a second source (ICV) verification analyzed after the ICAL? Were results 70-130%?	✓			10/8/07 @ 1815, 10/16/07 @ 2004	LCG Table 2 >130%=J; 50-70%=J/UJ; <50%=J/R
20. Was a CCV analyzed every 12 hours?	✓			10/15/07 @ 1109; 10/20/07 @ 1119	LCG Table 2
21. Was the percent difference (% D) for the CCCs ≤ 20%? (see Table 1) (% drift if regression fit model used)	✓				LCG Table 2
22. Were the minimum RFs for the SPCCs met? (see Table 2)	✓				LCG Table 2
23. Was the %Difference or %Drift ≤20% for all target analytes? OR was the average %D ≤20% with no individual analyte ≥30%D?	✓			10/20 CCV had benzoic acid %D at 20.2%. The average %D was 3.6%; therefore no qualifications were made.	LCG Table 2 Avg D>20% and D>30% =R; Avg %D<20% and D>30% =J D>30% (neg) = J/R D>30% (pos) = J

Ravenna, OH Data Review Checklist

Project Number: 030240.0006.05
Sample Event: October 2007
Data Reviewer/Date: Heather Medley/December 4, 2007

SDG: A7J090101 R0
Analysis: SW846 8270C (including PAH's)

Review Questions:	Yes	No	N/A	Comments	Qual/Criteria
24. Were the internal standards added to every sample?	✓				LCG Table 2
25. Were the retention times for all IS compounds within ±30 seconds from the RT of the mid-point ICAL std?	✓				LCG Table 2 R
26. Did the areas of all IS compounds vary by no more than -50% to +100% from the ICAL EICP area?	✓				LCG Table 2 R
27. Was a method blank prepared and analyzed with each batch?	✓				LCG Table 2
28. Were all target analytes in the method blank <1/2 the MRL?		✓		di-n-butyl phthalate was detected at 0.62 ug/L; RL was 1.0 ug/L. bis(2-ethylhexyl)phthalate was detected at 5.0 ug/L; RL was 10 ug/L. All samples had bis(2—ethylhexyl)phalate qualified "B".	LCG Table 2 <5/10x blank = B
29. Was a field blank collected and analyzed?	✓			FWGEQUIPRinse1-0556-GW	
30. Were all target analytes in the field blank analysis <1/2 the MRL?	✓			Benzyl alcohol was detected at 1.5 ug/L; RL was 5.0 ug/L. Bis(2-ethylhexyl)phthalate was detected at 2.9; RL was 10 ug/L. No qualifications were made since the result was less than ½ the MRL.	<5/10x blank = B
31. Was a field duplicate analyzed?			✓	A field duplicate was not submitted in this SDG.	
32. Were the field duplicate RPDs ≤30%?			✓		QAPP Table 3-2 RPD >30=J
33. Was an LCS prepared and analyzed with each batch?	✓				LCG Table 2
34. Were the LCS recoveries within limits specified in LCG Appendix C?		✓		Benzoic acid recovered at 13%, control limits 30-136. Hexachlorocyclopentadiene recovered at 3.6%, control limits 30-115. All results were qualified non-usable "R".	LCG Appendix C >UL=J; 30%-LL=J/UJ; <30%=J/R
35. Was a MS/MSD pair prepared with each batch?	✓				LCG Table 2
36. Was the MS/MSD parent sample a Ravenna sample?	✓			Sample FWGLL1mw-083c-0537-GW was the parent.	
37. Were MS/MSD recoveries 45-135% and RPD value ≤40%?		✓		Benzoic acid recovered below the LCG control limits, but within the lab control limits (10-127) in the MS (42%) and MSD (26%). The RPD (49%) was above the control limit (40%). 2,4-Dimethylphenol recovered below the LCG control limits, but within the lab	LCG Table 2 Pj

Ravenna, OH Data Review Checklist

Project Number: 030240.0006.05
Sample Event: October 2007
Data Reviewer/Date: Heather Medley/December 4, 2007

SDG: A7J090101 R0
Analysis: SW846 8270C (including PAH's)

Review Questions:	Yes	No	N/A	Comments	Qual/Criteria
				control limits (28-109) in the MS (40%) and MSD (36%). 2,4-Dinitrophenol recovered below the LCG control limits, but within the lab control limits (14-138) in the MSD (44%). 3,3'-dichlorobenzidine recovered below the LCG control limits, but with the lab control limits (19-111) in the MS (41%) and MSD (42%). Hexachlorocyclopentadiene recovered below the lab control limits (10-98) in the MS (9.1%) and MSD (0.0%). The RPD (200%) was above the control limit (40%). Benzoic acid and Hexachlorocyclopentadiene also had LCS recovery failures. The parent sample hexachlorocyclopentadiene result was qualified non-usable "R". The parent sample benzoic acid result was qualified estimated "UJ". There were no other QC outliers for 3,3'-Dichlorobenzidine, 2,4-Dimethylphenol, and 2,4-Dinitrophenol; therefore no qualifications were made.	
38. Were surrogate recoveries within 50-150%?		✓		Samples FWGLL1mw-078c-0535-GW, FWGLL2mw-059c-0538-GW, FWGLL2mw-262c-0539-GW, FWGLL2mw-263c-0540-GW, FWGEQUIPRinse1-0556-GW, FWGLL11mw-007c-0529-GW, and FWGLL3mw-242c-0542-GW had surrogate 2-fluorophenol recover below control limits (50%). No qualifications were made because LCG (Attachment A "Data Validation Guidelines, Section 2.10) allows one surrogate failure without qualification. Sample FWGLL3mw-238c-0541-GW had 2-flurophenol recover at 32% and phenol-d5 recover at 49%. All associated results were qualified estimated "J" for detected results and "UJ" for non-detected results.	LCG Table 2 >150%=J; 10% -50%=J/UJ; <10%=J/R
39. Were reported sample concentrations within calibration range?	✓				
40. Were laboratory-generated Quality Control Exception Reports issued? If yes, summarize contents.		✓			
41. Were lab comments included in report? If yes, summarize contents.	✓				

References:

Louisville Chemistry Guidelines (LCG), USACE June 2002 version 5; Section I "Chemical Analysis Criteria" Table 2 and Attachment A "Data Validation Guidelines:

Project Number: 030240.0006.05
Sample Event: October 2007
Data Reviewer/Date: Heather Medley/December 4, 2007

SDG: A7J090101 R0
Analysis: SW846 8270C (including PAH's)

Final Quality Assurance Project Plan (QAPP) Addendum for the Facility-Wide Groundwater Monitoring Program Ravenna Army Ammunition Plant, Ravenna, OH, Portage Environmental September 2004

NELAC Quality Systems revision 16, July 12, 2002, Chapter 5 section 5.5.8.3.1.a.1 "temperatures just above freezing up to 6C shall be acceptable". This criterion has been used in the validation of acceptable temperatures.

Additional Comments:

Table 1: CCCs

Base / Neutral Compunds	Acid Compounds
Acenaphthalene	4-Chloro-3-methylphenol
1,4-Dichlorobenzene	2,4-Dichlorophenol
Hexachlorobutadiene	2-Nitrophenol
N-Nitrosodiphehylamine	Phenol
Di-n-octylphthalate	Pentachlorophenol
Fluoroanthene	2,4,6-Trichlorophenol
Benzo(a)pyrene	

(All analytes if CCCs not included in standard)

Table 2: SPCCs

N-Nitroso-di-n-propylamine	0.050
Hexachlorocyclopentadiene	0.050
2,4-Dinitrophenol	0.050
4-Nitrophenol	0.050

Ravenna, OH Data Review Checklist

Project Number: 030240.0006.05
Sample Event: October 2007
Data Reviewer/Date: Heather Medley/ December 4, 2007

SDG: A7J090101 R0
Analysis: SW846 8081

Review Questions:	Yes	No	N/A	Comments	Qual/Criteria
1. Did Chain-of-Custody information agree with laboratory report?	✓			COC#: 117222, 117226;	
2. Were samples preserved properly and received in good condition?	✓			6 Coolers were received between 1.4 and 5.4°C.	QAPP Table 4-2, NELAC
3. Were holding times met?	✓			Samples collected 10/8/07, extracted on 10/10//07, and analyzed on 10/17/07, 10/23/07, and 10/24/07.	QAPP Table 4-2 J/UJ/R
4. Were sample storage requirements met?	✓				QAPP Table 4-2
5. Were QAPP specified PQLs achieved?		✓		FWGLL1mw-083c-0537-GW and FWGLL3mw-238c-0541-GW had elevated reporting limits due to matrix interference.	QAPP Table 3-5
6. Were all QAPP-specified target analytes reported?	✓				QAPP Table 3-5
7. Was a DDT standard analyzed every 12 hours? Was the DDT %breakdown < 15%?	✓			A2HP9: 10/1/07 @ 1241, 10/17/07 @ 1521 and 10/18/07 @ 0018; 10/23/07 @ 1020, 1855, and 10/24/07 @ 0927	LCG Table 4 >15%=J/R
8. Was an endrin standard analyzed every 12 hours? Was endrin %breakdown <15%?	✓			A2HP9: 10/1/07 @ 1241, 10/17/07 @ 1521 and 10/18/07 @ 0018; 10/23/07 @ 1020, 1855, and 10/24/07 @ 0927	LCG Table 4 >15%=J/R
9. Does the initial calibration curve consist of 5 concentration levels?	✓			Instrument A2HP9: ICAL on 10/01/07 Stds = 0.005, 0.01, 0.025, 0.05, 0.1, 0.20	LCG Table 4 R
10. Were the %RSDs for each analyte ≤ 20%? OR was the average %RSD ≤ 20% with the r^2 >0.990?	✓				LCG Table 4 RSD>20% or r<0.99=J/R
11. Was a blank run prior to the initial calibration?	✓				
12. Was a MDL Level Verification performed once per quarter with all target analytes detected?	✓			MDL verification check data for instrument a2hp3 was not provided. No qualifications were made since an evaluation could not be completed.	LCG Table 4 R
13. Was a MRL Verification performed at the beginning and end of the sequence or every 12 hours with results 70-130%?		✓		10/17/07 @ 1820 and 10/18/07 @ 0103 10/23/07 @ 1128, 1449, 10/24/07 @ 0436, and 1011 10/18 @ 0103 front column: heptachlor epoxide %R was 154.1%, endosulfan I %R was 130.5%, and 4,4'-DDE %R was 132.2%; there were no detected results therefore no qualifications were made. 10/18 @ 0103 back column: heptachlor epoxide %R was 153.2%; there were no detected results therefore no qualifications were made.	LCG Table 4 >130%=J; 65-70%%=J/UJ; <65%=J/R

Ravenna, OH Data Review Checklist

Project Number: 030240.0006.05
Sample Event: October 2007
Data Reviewer/Date: Heather Medley/ December 4, 2007

SDG: A7J090101 R0
Analysis: SW846 8081

Review Questions:	Yes	No	N/A	Comments	Qual/Criteria
14. Was a second source (ICV) verification analyzed after the ICAL? Were results 85-115%?	✓			10/1/07 @ 2114	LCG Table 4 >115%=J; 80-85%=J/UJ; <80%=J/R
15. Was a CCV run every 12 hours?	✓			10/17/07 @ 0411 (tox), 1758, 2333 (tox), and 10/18/07 @ 0040 10/23/07 @ 1105, 1150 (tox), 1427, 10/24/07 @ 0414, 0757 (tox), 0949	LCG Table 4
16. Was the %D for all target analytes ≤15%? OR was the average %D ≤ 15% with no individual analyte >30%?		✓		10/17 @ 0411 front column – 1 of the individual peaks %D was less than 15% (neg). The average %D across all 5 peaks was 8.45%; no qualifications were made. 10/17 @ 1758 front column – Alpha-BHC (16.1%), gamma-BHC (22.3%), beta-BHC (18.1%), Heptachlor (35.3%), Heptachlor epoxide (24.1%), gamma-Chlordane (21.3%), alpha-Chlordane (18.3%), Endosulfan I (21.35), Dieldrin (21.4%), Endrin (31.5%), 4,4'-DDD (28%), Endosulfan II (25.4%), and Endrin aldehyde (18.2%) recovered greater than 15% D. The average %D was 18.8%. There were on detected results for heptachlor and endrin. Therefore no qualifications were made. 10/17 @ 1758 back column – Heptachlor (36.8%), Heptachlor epoxide (18.9%), and Endrin (22.3%), 4,4'-DDD (28%) recovered greater than 15% D. The average %D was 11.23%. There were on detected results for heptachlor and endrin. Therefore no qualifications were made. 10/17 @ 2333 front column – 1 of the individual peaks %D was less than 15% (neg) and 1 of the peaks was great than 15% (pos). The average %D across all 5 peaks was 10.8%; no qualifications were made. 10/17 @ 2333 back column – 1 of the individual peaks %D was less than 15% (neg). The average %D across all 5 peaks was 10.8%; no qualifications were made. 10/18 @ 0040 front column – Heptachlor epoxide (18.6%) recovered greater than 15% D. The average %D was 8.7%; no qualifications were made. 10/18 @ 0040 back column – 4,4'-DDT (18.5%), Endrin aldehyde (19.2%), and Endrin ketone (17.9%) recovered greater than 15% D. The average %D was 8.7%; no qualifications were made. 10/23 @ 1105 front column – 4,4'-DDD (16.0%) recovered less than 15% D (neg). The average %D was 8.7%; no qualifications were made.	LCG Table 4 D>30% (neg) =J/R D>30% (pos) = J

Project Number: 030240.0006.05
Sample Event: October 2007
Data Reviewer/Date: Heather Medley/ December 4, 2007

SDG: A7J090101 R0
Analysis: SW846 8081

Review Questions:	Yes	No	N/A	Comments	Qual/Criteria
				10/23 @ 1105 back column – delta-BHC (18.4%), 4,4'-DDD (25.6%), 4,4'-DDT (15.2%), Endrin aldehyde (18%), Endosulfan sulfate (16.6%), and Endrin ketone (17.4%) recovered less than 15% D (neg). The average %D was 11%; no qualifications were made. 10/23 @ 1150 front column – 4of the individual peaks %D were less than 15% (neg). The average %D across all 5 peaks was 22.65%; No qualifications were made since toxaphene was reported as an average of the peaks and the average %D was less than 30%. 10/23 @ 1150 back column – 4 of the individual peaks %D were less than 15% (neg). The average %D across all 5 peaks was 23%. No qualifications were made since toxaphene was reported as an average of the peaks and the average %D was less than 30%. 10/23 @ 1427 front column – delta-BHC (16%), 4,4'-DDD (22.3%), 4,4'-DDT (19.8%), Endrin aldehyde (18%), Methoxychlor (15.4%), and Endrin ketone (15.8%) recovered less than 15% D (neg). The average %D was 10.9%; no qualifications were made. 10/23 @ 1427 back column – delta-BHC (20.8%), 4,4'-DDD (26.9%), 4,4'-DDT (20.8%), Endrin aldehyde (23.7%), Endosulfan sulfate (21%), Methoxychlor (18.1%), and Endrin ketone (23%) recovered less than 15% D (neg). The average %D was 14.9%; no qualifications were made. 10/24 @ 0757 front column – 1 of the individual peaks %D was less than 15% (neg). The average %D across all 5 peaks was 12.6%; no qualifications were made. 10/24 @ 0757 back column – 2 of the individual peaks %D were less than 15% (neg). The average %D across all 5 peaks was 12.9%; no qualifications were made. 10/24 @ 0949 back column – 4,4'-DDD (15.7%) recovered less than 15% D (neg). The average %D was 4.7%; no qualifications were made.	
17. Was a method blank prepared and analyzed with each batch?	✓				LCG Table 4
18. Were target analytes < ½ the MRL?	✓				LCG Table 4 <5x=B

Ravenna, OH Data Review Checklist

Project Number: 030240.0006.05
Sample Event: October 2007
Data Reviewer/Date: Heather Medley/ December 4, 2007

SDG: A7J090101 R0
Analysis: SW846 8081

Review Questions:	Yes	No	N/A	Comments	Qual/Criteria
19. Was an equipment blank collected and analyzed?	✓			FWGEQUIPRinse1-0556-GW	
20. Were target analytes in the field blank analyses (equipment) <1/2 the MRL?	✓				<5x =B
21. Was an LCS prepared and analyzed with each batch?	✓			Only a LCS is required	LCG Table 4
22. Were the LCS recoveries within limits specified in LCG Appendix C?		✓		Heptachlor epoxide recovered at 128% and Dieldrin recovered at 125% in the LCS. The control limits were 50-127 and 50-124, respectively. There were no detected results therefore no qualifications were made.	LCG Appendix C >UL=J; 30%-LL=J/UJ; <30%=J/R
23. Was a MS/MSD pair prepared with each batch?	✓				LCG Table 4
24. Was the MS/MSD parent sample a Ravenna sample?	✓			Sample FWGLL1mw-083c-0537-GW was the parent.	
25. Were MS/MSD recoveries 40-140% and RPD ≤20%?		✓		Heptachlor epoxide recovered at 204% in the MS and 194% in the MSD. There were no detected results therefore no qualifications were made. 4,4'-DDE MS/MSD RPD (24%) was above control limits (20%). There were no other QC outliers therefore no qualifications were made.	QAPP Table 3-2 Pj
26. Were surrogate recoveries 50-150%?	✓				LCG Table 4 >150%=J; 10% -50%=J/UJ; <10%=J/R
27. Was a field duplicate analyzed? Were the RPDs ≤30%?			✓	A field duplicate was not submitted in this SDG.	QAPP Table 3-2 RPD >30=J
28. Were all positive results verified by a second column confirmation? Were the RPD's ≤ 40?	✓				LCG Table 4 >40 RPD=J
29. Were reported sample concentrations within calibration range?	✓				
30. Were laboratory-generated Quality Control Exception Reports issued? If yes, summarize contents.		✓			
31. Were lab comments included in report? If yes, summarize contents.	✓				

Ravenna, OH Data Review Checklist

Project Number: 030240.0006.05
Sample Event: October 2007
Data Reviewer/Date: Heather Medley/ December 4, 2007

SDG: A7J090101 R0
Analysis: SW846 8081

References:

Louisville Chemistry Guidelines (LCG), USACE June 2002 version 5; Section I "Chemical Analysis Criteria" Table 4 and Attachment A "Data Validation Guidelines:

Final Quality Assurance Project Plan (QAPP) Addendum for the Facility-Wide Groundwater Monitoring Program Ravenna Army Ammunition Plant, Ravenna, OH, Portage Environmental September 2004

NELAC Quality Systems revision 16, July 12, 2002, Chapter 5 section 5.5.8.3.1.a.1 "temperatures just above freezing up to 6C shall be acceptable". This criterion has been used in the validation of acceptable temperatures.

Additional Comments:

Ravenna, OH Data Review Checklist

Project Number: 030240.0006.05
Sample Event: October 2007
Data Reviewer/Date: Heather Medley/December 6, 2007

SDG: A7J090101 R0
Analysis: SW846 8082

Review Questions:	Yes	No	N/A	Comments	Qual/Criteria
1. Did Chain-of-Custody information agree with laboratory report?	✓			COC#: 117222, 117226;	
2. Were samples preserved properly and received in good condition?	✓			6 Coolers were received between 1.4 and 5.4°C.	QAPP Table 4-2
3. Were holding times met?	✓			Samples collected 10/8/07, extracted on 10/10/07, and analyzed on 10/14/07.	QAPP Table 4-2 J/UJ/R
4. Were sample storage requirements met?	✓				QAPP Table 4-2
5. Were QAPP specified PQLs achieved?	✓				QAPP Table 3-5
6. Were all QAPP-specified target analytes reported?	✓				QAPP Table 3-5
7. Does the initial calibration curve consist of 5 concentration levels of Aroclors 1016 and 1260?	✓			Instrument A2HP11; ICAL on 6/27/07 Stds = 0.05, 0.1, 0.2, 0.5, 1.0, 2.0	LCG Table 3 R
8. Was the % RSD ≤ 20%? Were the r^2s >0.990?	✓				LCG Table 3 RSD>20% or r<0.99= J/R
9. Was a MDL Level Verification performed once per quarter? Were all target analytes detected?	✓			9/6/07	LCG Table 3 R
10. Was a MRL Level Verification performed at the beginning and end of the sequence or every 12 hours? Were the results 70-130%	✓			10/14/07 @ 1539 and 1920	LCG Table 3 >130%=J; 65-70%=J/UJ; <65%=J/R
11. Was a second source (ICV) verification performed after the ICAL? Were results 85-115%?	✓			6/27/07 @ 2347; Aroclor-1016 peak average was 5.9%. Aroclor-1260 peak average was 12.2%. There were no detected results; therefore no qualifications were made.	LCG Table 3 >115%=J; 80-85%=J/UJ; <80%=J/R
12. Were single standards of the other five Aroclors run to aid in pattern recognition and to determine a single point calibration factor?	✓				Method 8082 Section 5.6.2
13. Was a CCV run every 12 hours?	✓			10/14/07 @ 1523 and 1936	LCG Table 3

Ravenna, OH Data Review Checklist

Project Number: 030240.0006.05
Sample Event: October 2007
Data Reviewer/Date: Heather Medley/December 6, 2007

SDG: A7J090101 R0
Analysis: SW846 8082

Review Questions:	Yes	No	N/A	Comments	Qual/Criteria
14. Was the % D ≤ 15 % for each analyte or the average %D across all analytes ≤ 15% with a maximum %D for each target analyte ≤30%?	✓				LCG Table 3 D>30% (neg) =J/R D>30% (pos) =J
15. Was a method blank prepared and analyzed with each batch?	✓				LCG Table 5
16. Were target analytes <1/2 the MRL?	✓				LCG Table 5 <5x = B
17. Was an equipment blank collected and analyzed?	✓			FWGEQUIPRinse1-0556-GW	
18. Were target analytes in the field blank analyses (equipment) <1/2 the MRL?	✓				<5x = B
19. Was an LCS prepared and analyzed with each batch?	✓				LCG Table 3
20. Were the LCS recoveries within limits specified in LCG Appendix C?	✓				LCG Appendix C >UL=J; LL-30%=J/UJ; <30%=J/R
21. Was a MS/MSD pair prepared with each batch?	✓				LCG Table 3
22. Was the MS/MSD parent sample a Ravenna sample?	✓			Sample FWGLL1mw-083c-0537-GW was the parent.	
23. Were MS/MSD recoveries 40-140% and RPD ≤20%?	✓				QAPP Table 3-2 Pj
24. Was the surrogate spiked into all samples?	✓				
25. Were surrogate recoveries 50-150%?		✓		Surrogate DCB recovered below control limits in samples FWGLL1mw-078c-0535-GW (48%), FWGLL2mw-263c-0540-GW (45%), FWGLL3mw-238c-0541-GW (48%), and FWGLL11mw-007c-0529-GW (38%). All associated results were qualified estimated "UJ"	LCG Table 3 >150%=J; 10-50%=J/UJ; <10%=R
26. Was a field duplicate analyzed? Were the RPDs <30%?			✓	A field duplicate was not submitted in this SDG.	QAPP Table 3-2 RPD >30=J

Ravenna, OH Data Review Checklist

Project Number: 030240.0006.05
Sample Event: October 2007
Data Reviewer/Date: Heather Medley/December 6, 2007

SDG: A7J090101 R0
Analysis: SW846 8082

Review Questions:	Yes	No	N/A	Comments	Qual/Criteria
27. Were all positive results verified by a second dissimilar column confirmation? Was the RPD ≤ 40?	✓				LCG Table 3 RPD>40=J
28. Were reported sample concentrations within calibration range?	✓				
29. Were laboratory-generated Quality Control Exception Reports issued? If yes, summarize contents.		✓			
30. Were lab comments included in report? If yes, summarize contents.	✓				

References:

Louisville Chemistry Guidelines (LCG), USACE June 2002 version 5; Section I "Chemical Analysis Criteria" Table 3 and Attachment A "Data Validation Guidelines:

Final Quality Assurance Project Plan (QAPP) Addendum for the Facility-Wide Groundwater Monitoring Program Ravenna Army Ammunition Plant, Ravenna, OH, Portage Environmental September 2004

NELAC Quality Systems revision 16, July 12, 2002, Chapter 5 section 5.5.8.3.1.a.1 "temperatures just above freezing up to 6C shall be acceptable". This criterion has been used in the validation of acceptable temperatures.

Additional Comments:

Ravenna, OH Data Review Checklist

Project Number: 030240.0006.05
Sample Event: October 2007
Data Reviewer/Date: Heather Medley/December 6, 2007

SDG: A7J090101 R0
Analysis: SW846 6010B/6020

Review Questions:	Yes	No	N/A	Comments	Qual/Criteria
1. Did Chain-of-Custody information agree with laboratory report?	✓			COC#: 117222, 117226;	
2. Were samples preserved properly and received in good condition?	✓			6 Coolers were received between 1.4 and 5.4°C.	QAPP Table 4-2
3. Were holding times met?	✓			Samples collected 10/8/07, digested on 10/10/07, ICP analyzed on 10/11/07, and ICP-MS analyzed on 10/18/07.	QAPP Table 4-2 J/UJ/R
4. Were sample storage requirements met?	✓				QAPP Table 4-2
5. Were QAPP specified RLs achieved?	✓				QAPP Table 3-8
6. Were all QAPP-specified target analytes reported?	✓				QAPP Table 3-8
7. Did the initial calibration curve range include 3 standards and a blank?	✓				LCG Table 7 R
8. Was the ICAL performed daily?	✓				LCG Table 7 R
9. Was the correlation coefficient r≥0.995 for each analyte?	✓				LCG Table 7 R<0.995=J/R
10. Was a MDL Level Verification performed once per quarter with all target analytes detected?	✓			I5 – 9/4/07; I7 – 7/12/07	LCG Table 7 R
11. Was a MRL Level Verification performed at the beginning of the daily sequence? Were results 70-130%?	✓			**ICPMS**: 10/18/07 @ 0925; **ICP**: 10/11/07 @ 0845 and 2320	LCG Table 7 >130%=J; 65-70%=J/UJ; <65%=J/R
12. Was the ICV (second source verification) analyzed after the ICAL?	✓				LCG Table 7
13. Were all analytes within 90-110% in the ICV?	✓				LCG Table 7 J>110%=J; 90-85%=J/UJ; <85%=J/R
14. Was the ICB analyzed after the ICV with results <1/2 the MRL?	✓			**ICP-MS:** Antimony was detected at 0.11 ug/L with a RL of 2 ug/L. Cadmium was detected at 0.018 ug/L with a RL of 0.5 ug/L. The contamination was less than ½ the RL. Therefore no qualifications were made. **ICP**: Calcium was detected at -3.8 ug/L with a RL of 1000 ug/L. Chromium was detected at -0.7 ug/L with a RL of 5 ug/L. Copper was detected -1.2 ug/L with a RL of 5 ug/L. Potassium was detected at 136 ug/L with a RL of 1000 ug/L.	LCG Table 7 < 5x = U

Review Questions:	Yes	No	N/A	Comments	Qual/Criteria
				The contamination was less than ½ the RL. Therefore no qualifications were made. Sodium was detected at –890 ug/L with a RL of 1000 ug/L. No qualifications were made since the LCG doesn't specifically address negative blank values.	
15. Were CCVs analyzed every 10 samples and at the end of the analytical sequence?	✓				LCG Table 7
16. Were CCV results within 90 to 110%?		✓		**ICP-MS:** CCV2 Al recovered at 88%. All results were qualified estimated "J" for detected results and "UJ" for non-detected results. CCV6 Be recovered at 110.9%. The results were reported between CCVs 1 and 3; therefore no qualifications were made.	LCG Table 7 >110%=J 90-85%=J/UJ; <85%=J/R
17. Were the CCBs run every 10 samples and at the end of the analytical sequence? Were results <1/2 the MRL?		✓		**ICP-MS:** Antimony was detected in all CCBs between 0.11 ug/L and 0.18 ug/L with a RL of 2 ug/L. Beryllium was detected in CCB3 (0.021 ug/L), CCB5 (0.032 ug/L), CCB6 (0.039 ug/L), and CCB7 (0.027 ug/L) with a RL of 1 ug/L. Cadmium was detected in CCBs 3 through 8 between 0.016 ug/L and 0.024ug/L with a RL of 0.5 ug/L. Thallium was detected in CCB1 at 0.044 ug/L with a RL of 1 ug/L. Zinc was detected in CCBs 3 through 8 between 0.22 ug/L and 0.31ug/L with a RL of 10 ug/L. The contamination was less than ½ the RL; therefore no qualifications were made. Iron was detected in CCBs 3 through 8 between –7.2ug/L and -13ug/L with a RL of 20 ug/L. No qualifications were made since the LCG doesn't specifically address negative blank values. **ICP**: Calcium was detected in CCB1 (-6.8 ug/L), CCB5 (7.2ug/L), CCB6 (7.9 ug/L), and CCB8 (8.8 ug/L) with a RL of 1000 ug/L. Copper was detected in CCB1 (-1.3 ug/L) with a RL of 5 ug/L. Manganese was detected CCB2 (0.1 ug/L) and CCB4 (0.1 ug/L) with a RL of 10 ug/L. Nickel was detected in CCB4 (1.7 ug/L) with a RL of 10 ug/L. Potassium was detected all 7 CCBs between 138 and 147 ppb with a RL of 1000 ppb. The contamination was less than ½ the RL; therefore no qualifications were made. Selenium was detected in CCB1 (3.8 ug/L) and CCB4 (2.9 ug/L) with a RL of 5 ug/L. There were no detected results therefore no qualifications were made. Sodium was detected in CCB1 (-420 ug/L), CCB3 (-630 ug/L), CCB4 (-580 ug/L), CCB5 (-420 ug/L), CCB6 (-640 ug/L), and CCB7 (-430 ug/L) with a RL of 1000 ug/L. No qualifications were made since the LCG doesn't specifically address negative blank values.	LCG Table 7 <5x = U

Ravenna, OH Data Review Checklist

Project Number: 030240.0006.05
Sample Event: October 2007
Data Reviewer/Date: Heather Medley/December 6, 2007

SDG: A7J090101 R0
Analysis: SW846 6010B/6020

Review Questions:	Yes	No	N/A	Comments	Qual/Criteria
18. Was an Interelement Check Standard run at the beginning of the analytical sequence?	✓				LCG Table 7
19.Was the ICS recovery within 80 to 120% of true value for each element of interest?	✓				LCG Table 7 >120%=J; 50-79%=J/UJ; <50%=Pj/R
21. Was a method blank prepared and analyzed with each batch?	✓				LCG Table 7
22. Were target analytes <1/2 the MRL in the method blank?		✓		Potassium was detected at 144 ug/L with a RL of 1000ppb. There were no qualifications made since the MB values were less than ½ the MRL.	LCG Table 7 <5x = B
23. Was a field blank collected and analyzed?	✓			FWGEQUIPRinse1-0556-GW	
24. Were target analytes reported in the field blank analyses <1/2 the MRL?		✓		Calcium was detected at 138 ug/L with a RL of 1000 ug/L. Potassium was detected at 114 ug/L with a RL of 1000 ug/L. The contamination was less than ½ MRL; therefore no qualifications were made.	<5x=B
25. Was a LCS prepared and analyzed with each batch?	✓				LCG Table 7
26. Were the LCS recoveries within limits specified in LCG Appendix C?	✓				LCG Appendix C >UL=J; 60%-LL= J/UJ; <60%=J/R
27. Was a MS prepared with each batch?	✓				LCG Table 7
28. Was the MS and Lab Duplicate parent sample a Ravenna sample?	✓			Sample FWGLL1mw-083c-0537-GF was the parent.	
29. Were the MS recoveries within 75-125%?	✓				LCG Table 7 >125% = J 30% - 75% = J/UJ <30% = J/R
30. Was the lab sample duplicate RPD ≤20%?		✓		Antimony RPD was 200%. All positives were qualified estimated "J".	LCG Table 7 >20% = J
31. Was a Post Digestion Spike analyzed as needed? Were results within 75-125%?			✓		LCG Table 7 >125%=J; 30-75%=J/UJ; <30%=R

Ravenna, OH Data Review Checklist

Project Number: 030240.0006.05
Sample Event: October 2007
Data Reviewer/Date: Heather Medley/December 6, 2007

SDG: A7J090101 R0
Analysis: SW846 6010B/6020

Review Questions:	Yes	No	N/A	Comments	Qual/Criteria
32. Was a serial dilution performed as needed?	✓				
33. Was the 4 fold dilution within ± 10% of the original result?		✓		The Potassium %D (11.5%) was greater than 10%. All potassium results were qualified estimated "J".	LCG Table 7 >10%=J
34. Was a field duplicate analyzed? Were the RPDs ± 30%?			✓	A field duplicate was not submitted in this SDG.	QAPP Table 3-2 >30% = J
35. Were sample concentrations within calibration range?	✓				
36. Were laboratory-generated Quality Control Exception Reports issued? If yes, summarize contents.		✓			
37. Were lab comments included in report? If yes, summarize contents.	✓				

References:

Louisville Chemistry Guidelines (LCG), USACE June 2002 version 5; Section I "Chemical Analysis Criteria" Table 7 and Attachment A "Data Validation Guidelines:

Final Quality Assurance Project Plan (QAPP) Addendum for the Facility-Wide Groundwater Monitoring Program Ravenna Army Ammunition Plant, Ravenna, OH, Portage Environmental September 2004

NELAC Quality Systems revision 16, July 12, 2002, Chapter 5 section 5.5.8.3.1.a.1 "temperatures just above freezing up to 6C shall be acceptable". This criterion has been used in the validation of acceptable temperatures.

Additional Comments:

Ravenna, OH Data Review Checklist

Project Number: 030240.0006.05
Sample Event: October 2007
Data Reviewer/Date: Heather Medley/ December 6, 2007

SDG: A7J090101 R0
Analysis: SW846 7470A

Review Questions:	Yes	No	N/A	Comments	Qual/Criteria
1. Did Chain-of-Custody information agree with laboratory report?	✓			COC#: 117222, 117226;	
2. Were samples preserved properly and received in good condition?	✓			6 Coolers were received between 1.4 and 5.4°C.	QAPP Table 4-2
3. Were holding times met?	✓			Samples collected 10/8/07, digested on 10/10/07, analyzed on 10/11/07.	QAPP Table 4-2 J/UJ/R
4. Were sample storage requirements met?	✓				QAPP Table 4-2
5. Were QAPP specified RLs achieved?	✓				QAPP Table 3.8
6. Were all QAPP-specified target analytes reported?	✓				QAPP Table 3-8
7. Did the initial calibration curve range include 5 standards and a blank?	✓				LCG Table 9 R
8. Was the correlation coefficient ≥ 0.995 for Hg?	✓			R = 0.999751	LCG Table 9 R<0.995=J/R
9. Was a MDL Level Verification performed once per quarter with all target analytes detected?	✓			9/7/07	LCG Table 9 R
10. Was a MRL Level Verification performed at the beginning of every daily analytical sequence with 70-130%?		✓		7/12/07 @ 0848 and 1432; The closing MRL recovered at 135.5%. There were no detected results therefore no qualifications were made.	LCG Table 9 >130%=J; 70-65%=J/UJ; <65%=J/R
11. Was the ICV analyzed after the ICAL but before samples with recoveries between 80-120%?	✓				LCG Table 9 >120%=J; 80-75%=J/UJ; <75%=J/R
12. Was the ICB analyzed after the ICAL with results <1/2 the MRL?	✓				LCG Table 9 <5x = U
13. Were the CCVs analyzed every 10 samples and at the end of the analytical sequence?	✓				LCG Table 9
14. Were CCV results within 80 to 120%?		✓		CCV 10 recovered at 123.2%, CCV13 recovered at 120.2%. CCV14 recovered at 124.9%. The samples were analyzed between CCVs 4 and 6. Therefore no qualifications were made.	LCG Table 9 >120%=J; 80-75%=J/UJ; <75%=J/R

Ravenna, OH Data Review Checklist

Project Number: 030240.0006.05 **SDG**: A7J090101 R0
Sample Event: October 2007 **Analysis**: SW846 7470A
Data Reviewer/Date: Heather Medley/ December 6, 2007

Review Questions:	Yes	No	N/A	Comments	Qual/Criteria
15. Were the CCBs analyzed every 10 samples and at the end of the analytical sequence? Were results <1/2 the MRL?	✓				LCG Table 9 <5x = U
16. Was a method blank prepared and analyzed with each batch?	✓				LCG Table 9
17. Were target analytes detected in the method blank <1/2 the MRL?	✓				LCG Table 9 <5x = B
18. Was a field blank collected and analyzed?	✓			FWGEQUIPRinse1-0556-GW.	
19. Were target analytes reported in the field blank analyses at <1/2 the MRL?	✓				<5x=B
20. Was a LCS prepared and analyzed with each batch?	✓				LCG Table 9
21. Were the LCS recoveries within 80-120%?	✓				LCG Table 9 J>120%=J; 50-79%=J/UJ; <50%=R
22. Was a MS prepared with each batch?	✓				LCG Table 9
23. Was the MS and Lab Duplicate parent sample a Ravenna sample?	✓			Sample FWGLL1mw-083c-0537-GF was the parent.	
24. Were the MS recoveries within 80-120%?	✓				LCG Table 9 >125% = J 30% - 75% = J/UJ <30% = J/R
25. Was the Matrix Duplicate RPD ± 20%?	✓				LCG Table 9 >20% = J
26. Was a field duplicate analyzed? Were the RPDs ± 30%?			✓	A field duplicate was not submitted in this SDG.	QAPP Table 3-2
27. Were sample concentrations within calibration range?	✓				
28. Were laboratory-generated Quality Control Exception Reports issued? If yes, summarize contents.		✓			

Ravenna, OH Data Review Checklist

Project Number: 030240.0006.05
Sample Event: October 2007
Data Reviewer/Date: Heather Medley/ December 6, 2007

SDG: A7J090101 R0
Analysis: SW846 7470A

Review Questions:	Yes	No	N/A	Comments	Qual/Criteria
29. Were lab comments included in report? If yes, summarize contents.	X			Comments on the MS/MSD	

References:

Louisville Chemistry Guidelines (LCG), USACE June 2002 version 5; Section I "Chemical Analysis Criteria" Table 9 and Attachment A "Data Validation Guidelines:

Final Quality Assurance Project Plan (QAPP) Addendum for the Facility-Wide Groundwater Monitoring Program Ravenna Army Ammunition Plant, Ravenna, OH, Portage Environmental September 2004

NELAC Quality Systems revision 16, July 12, 2002, Chapter 5 section 5.5.8.3.1.a.1 "temperatures just above freezing up to 6C shall be acceptable". This criterion has been used in the validation of acceptable temperatures.

Additional Comments:

Ravenna, OH Data Review Checklist

Project Number: 030240.0006.05
Sample Event: October 2007
Data Reviewer/Date: Heather Medley/ December 6, 2007

SDG: A7J09101 R0
Analysis: SW846 9012

Review Questions:	Yes	No	N/A	Comments	QUAL/Criteria
1. Did Chain-of-Custody information agree with laboratory report?	✓			COC#: 117222, 117226;	
2. Were samples preserved properly and received in good condition?	✓			6 Coolers were received between 1.4 and 5.4°C.	QAPP Table 4-2
3. Were holding times met?	✓			Samples collected 10/8/07 and analyzed on 10/10/07	QAPP Table 4-2 J/UJ/R
4. Were sample storage requirements met?	✓				QAPP Table 4-2
5. Were QAPP specified PQLs achieved?	✓				QAPP Table 3-9
6. Were all QAPP-specified target analytes reported?	✓				QAPP Table 3-9
7. Does the initial calibration curve consist of at least 6 standards and one blank?	✓			10/10/07	LCG Table 10 R
8. Was the correlation coefficient R ≥ 0.995?	✓				LCG Table 10 R<0.995=-J/R
9. Were % RSDs ≤ 10% in all standards and ICV/CCVs?	✓				LCG Table 10 RSD%>10=J
10. Were a high and low standard distilled and compared to the undistilled standard? Were the results within ± 10%?	✓				LCG Table 10 R
11. Was an MDL Level Verification performed at least once per quarter with all target analytes detected?	✓			10/4/07	LCG Table 10 R
12. Was a MRL Level Verification performed at the beginning of every daily sequence? Were results within 70-130%?		✓		The MRL checked recovered at 24%. All cyanide results were qualified estimated "R". In addition the MRL was analyzed in the middle of the sample run.	LCG Table 10 >130%=J; 65-70%=J/UJ; <65%=J/R
13. Was a second source verification (ICV) analyzed after the ICAL and all analytes 85-115%?	✓				LCG Table 10 >115%=J; 80-85%=J/UJ; <80%=J/R
14. Was the ICB analyzed after the ICV with results <1/2 the MRL?	✓				LCG Table 7 < 5x = U
15. Was a CCV run at the beginning and end of the analytical sequence?	✓				LCG Table 10

Ravenna, OH Data Review Checklist

Project Number: 030240.0006.05
Sample Event: October 2007
Data Reviewer/Date: Heather Medley/ December 6, 2007

SDG: A7J09101 R0
Analysis: SW846 9012

Review Questions:	Yes	No	N/A	Comments	QUAL/Criteria
16. Were the CCV results 80-120%?	✓				LCG Table 10 >120%=J; 75-80%=J/UJ; <75%=J/R
17. Was a method blank prepared and analyzed with each batch?	✓				
18. Were target analytes detected in the method blank >1/2 the MRL?	✓				LCG Table 10 <5x=B
19. Was a field blank collected and analyzed?	✓			FWGEQUIPRinse1-0556-GW	
20. Were target analytes in the field blank analyses <1/2 the MRL?	✓				<5x=B
21. Was a field duplicate analyzed? Were the RPDs ≤30%?			✓		QAPP Table 3-2 >30% = J
22. Was an LCS prepared and analyzed with each batch?	✓				LCG Table 10
23. Were the LCS recoveries 80-120%?	✓				LCG Table 10 >120%=J; 50-79%=J/UJ; <50%=R
24. Was a MS prepared once per every 10 samples?	✓				LCG Table 10
25. Was the MS parent sample a Ravenna sample?	✓			Sample FWGLL1mw-083c-0537-GW was the parent.	
26. Were MS recoveries 75-125%?	✓				QAPP Table 3-2 >120%=J; 30-74%=J/UJ; <30%=J/R
27. Were reported sample concentrations within calibration range?	✓				
28. Were laboratory-generated Quality Control Exception Reports issued? If yes, summarize contents.		✓			
29. Were lab comments included in report? If yes, summarize contents.	✓				

Ravenna, OH Data Review Checklist

Project Number: 030240.0006.05
Sample Event: October 2007
Data Reviewer/Date: Heather Medley/ December 6, 2007

SDG: A7J09101 R0
Analysis: SW846 9012

References: Louisville Chemistry Guidelines (LCG), USACE June 2002 version 5; Section I "Chemical Analysis Criteria" Table 10 and Attachment A "Data Validation Guidelines:

Final Quality Assurance Project Plan (QAPP) Addendum for the Facility-Wide Groundwater Monitoring Program Ravenna Army Ammunition Plant, Ravenna, OH, Portage Environmental September 2004

NELAC Quality Systems revision 16, July 12, 2002, Chapter 5 section 5.5.8.3.1.a.1 "temperatures just above freezing up to 6C shall be acceptable". This criterion has been used in the validation of acceptable temperatures.

Additional Comments:

Ravenna, OH Data Review Checklist

Project Number: 030240.0006.05
Sample Event: October 2007
Data Reviewer/Date: Heather Medley/ December 6, 2007

SDG: A7J090101 Rev 0
Analysis: EPA 353.2- Nitrocellulose

Review Questions:	Yes	No	N/A	Comments	Qualifier
1. Did Chain-of-Custody information agree with laboratory report?	✓			COC#: 117222, 117226;	
2. Were samples preserved properly and received in good condition?	✓			6 Coolers were received between 1.4 and 5.4°C.	QAPP Table 4-2
3. Were holding times met?	✓			Samples collected 10/8/07, extracted 10/18, hydrolyzed 10/19, and analyzed on 10/20/07	QAPP Table 4-2 J/UJ/R
4. Were sample storage requirements met?	✓				QAPP Table 4-2
5. Were QAPP specified RLs achieved?	✓				QAPP Table 3.7
6. Were all QAPP-specified target analytes reported?	✓				QAPP Table 3.7
7. Was Acetone used to extract the samples? Was the Acetone evaporated using Nitrogen?	✓				STL SOP Sections 11.4
8. Does the initial calibration curve consist of 5 concentration levels with the low standard near but > MDL?	✓			Instrument FS4; ICAL 10/20/07 Stds- 0, 0.05, 0.2, 0.4, 1, 2	STL SOP Section 10.2 R
9. Was the correlation coefficient >0.995?	✓				STL SOP Section 10.2
10. Was a MRL Level Verification run at the beginning and end of every daily sequence or every 12 hours? Was the %D <30%?	✓			10/20/07 @ 2010, 2040, 2056	LCG Table 5 >30%=J
11. Was a second source verification (ICV) analyzed after the ICAL? Were all analytes 90-110%?	✓			10/20/07 @ 2008	STL SOP Section 9.8, 10.3, LCG >110%=J; 90-85%=J/UJ; <85%=J/R
12. Was the ICB analyzed after the ICV with results <1/2 the MRL?	✓				STL SOP Section 9.8, LCG < 5x = U
13. Was a CCV run every 10 samples and at the end of the analytical run?	✓			10/20/07 @ 2042, 2058	STL SOP Section 10.4
14. Was the ICV and CCV a mid-level standard from the initial calibration curve?	✓				STL SOP Section 10.3.1

Ravenna, OH Data Review Checklist

Project Number: 030240.0006.05
Sample Event: October 2007
Data Reviewer/Date: Heather Medley/ December 6, 2007

SDG: A7J090101 Rev 0
Analysis: EPA 353.2- Nitrocellulose

Review Questions:	Yes	No	N/A	Comments	Qualifier
15. Were all CCV calibration analytes within 90-110%?	✓				STL SOP Section 10.4, LCG >110%=J; 85-90%=J/UJ; <85%=J/R
16. Was the ICB analyzed after the ICV with results <1/2 the MRL?	✓				STL SOP Section 10.4, LCG < 5x = U
17. Was the Nitrocellulose assay available and/or analyzed to be within 10%?	✓				STL SOP Section 7.14.1 R
18. Was a method blank prepared and analyzed with each batch?	✓				
19. Were target analytes reported in the method blank <1/2 the MRL?	✓			ADR checked section;	STL SOP Section 9.4, LCG <5x=B
20. Was a field blank collected and analyzed?	✓			FWGEQUIPRinse1-0556-GW	
21. Were target analytes reported in the field blank analyses <1/2 the MRL?	✓				<5x=B
22. Was a field duplicate analyzed? Were the RPDs ≤30%?			✓		QAPP Table 3-2 RPD > 30% = J
23. Was an LCS prepared and analyzed with each batch? Was the LCS recovery within lab's in-house limits% (37-155%)?	✓				>UL%=J; 50-LL%=J/UJ; <50%=J/R
24. Was a MS/MSD pair prepared with each batch?	✓				
25. Was the MS/MSD parent sample a Ravenna sample?	✓			Sample FWGLL1mw-083c-0537-GW was the parent.	
26. Were MS/MSD recoveries 40-140% and RPD ≤20?		✓		The MS/MSD RPD was 21%. All associated results were qualified estimated "J" for detected results and "UJ" for non-detected results.	QAPP Table 3-2 Method EPA 353.2 Section 9.4.2 >UL%=J; 30-LL%=J/UJ; <30%=J/R

Ravenna, OH Data Review Checklist

Project Number: 030240.0006.05
Sample Event: October 2007
Data Reviewer/Date: Heather Medley/ December 6, 2007

SDG: A7J090101 Rev 0
Analysis: EPA 353.2- Nitrocellulose

Review Questions:	Yes	No	N/A	Comments	Qualifier
27. Were sample concentrations within calibration range?	✓				
28. Were laboratory-generated Quality Control Exception Reports issued? If yes, summarize contents.		✓			
30. Were lab comments included in report? If yes, summarize contents.	✓				

References: *STL SOP SAC-WC-0050 "Preparation and Analysis of Nitrocellulose in Aqueous and Soil/Sediment Samples by Colorimetric Autoanalyzer", Jan 2007, rev. 2.0*

Louisville Chemistry Guidelines (LCG), USACE June 2002 version 5

Final Quality Assurance Project Plan (QAPP) Addendum for the Facility-Wide Groundwater Monitoring Program Ravenna Army Ammunition Plant, Ravenna, OH, Portage Environmental September 2004

NELAC Quality Systems revision 16, July 12, 2002, Chapter 5 section 5.5.8.3.1.a.1 "temperatures just above freezing up to 6C shall be acceptable". This criterion has been used in the validation of acceptable temperatures.

Additional Comments:

Ravenna, OH Data Review Checklist

Project Number: 030240.0006.05
Sample Event: October2007
Data Reviewer/Date: Heather Medley/December 6, 2007

SDG: A7J090101 R0
Analysis: SW846 8330 Nitroguanidine

Review Questions:	Yes	No	N/A	Comments	QUAL/Criteria
1. Did Chain-of-Custody information agree with laboratory report?	✓			COC#: 117222, 117226;	
2. Were samples preserved properly and received in good condition?	✓			6 Coolers were received between 1.4 and 5.4°C.	QAPP Table 4-2
3. Were holding times met?	✓			Samples collected 10/8, extracted on 10/19/07, and analyzed on 10/19/07 and 10/20/07.	QAPP Table 4-2 J/UJ/R
4. Were sample storage requirements met?	✓				QAPP Table 4-2
5. Were QAPP specified PQLs achieved?	✓				QAPP Tale 3-7
6. Were all QAPP-specified target analytes reported?	✓				QAPP Table 3-7
7. Was a MDL Level Verification analyzed once per quarter with all target analytes detected?	✓			10/10/07 @ 2204	LCG Table 5 R
8. Was a MRL Level verification run at the beginning and end of every daily sequence or every 12 hours? Was the %D < 30%?	✓			10/19/07 @ 1935, 2343, and 10/20 @ 0127	LCG Table 5 >30%=J
9. Does the initial calibration curve consist of 5 concentration levels? (6 stds for quadratic curves)	✓			Instrument: Varian Star 1, ICAL 10/10/07 Stds: 20, 50, 100, 200, 500, 1000	STL SOP Section 10.2, LCG R
10. Were all target analytes %RSD ≤ 20%? OR was the average RSD ≤ 20%?	✓				LCG Table 5 >20% RSD=J/R
11. If a linear regression curve was used, was the correlation coefficient r≥0.995? (0.990 for Quadratic curve)	✓				STL SOP Section 10.4, LCG R<0.99=-J/R
12. Was a second source verification (ICV) analyzed after the ICAL and all analytes 85-115%?	✓			10/10/07 @ 2143	STL SOP Section 9.9 >115%=J; 80-85%=J/UJ; <80%=J/R
13. Was a CCV run at least every 10 samples and at the end of the analytical run?	✓			10/19/07 @ 1914, 2322, and 10/20 @ 0106	STL SOP Section 10.9
14. Was the average %D (difference or drift) for all target analytes < 15%?	✓				LCG Table 5 D>30% (neg) = J/R D>30% (pos) = J

Ravenna, OH Data Review Checklist

Project Number: 030240.0006.05
Sample Event: October2007
Data Reviewer/Date: Heather Medley/December 6, 2007

SDG: A7J090101 R0
Analysis: SW846 8330 Nitroguanidine

Review Questions:	Yes	No	N/A	Comments	QUAL/Criteria
15. Was a method blank prepared and analyzed with each batch?	✓				LCG Attachment A Section 5.6
16. Were target analytes reported in the method blank <1/2 the MRL?	✓				LCG Table 5 <5x = B
17. Was a field blank collected and analyzed?	✓			FWGEQUIPRinse1-0556-GW	
18. Were target analytes reported in the field blank analyses < ½ the MRL?	✓				<5x=B
19. Was a field duplicate analyzed? Were the RPDs ≤30%?			✓		QAPP Table 3-2 RPD >30=J
20. Were all positive results confirmed with a second column confirmation? Was the RPD ≤ 40%?			✓		LCG Table 5 RPD>40%=J
21. Was an LCS prepared and analyzed with each batch?	✓				STL SOP Section 9.6
22. Were the LCS recoveries within limits specified in LCG Appendix C?	✓				LCG Appendix C <UL=J; 30-LL=J/UJ; <30%=J/R
23. Was a MS/MSD pair prepared with each batch?	✓				STL SOP Section 9.7
24. Was the MS/MSD parent sample a Ravenna sample?	✓			Sample FWGLL1mw-083c-0537-GW was the parent.	
25. Were MS/MSD recoveries 40-140% and RPD ≤20%?	✓				QAPP Table 3-2 Pj
27. Were reported sample concentrations within calibration range?	✓				
28. Were laboratory-generated Quality Control Exception Reports issued? If yes, summarize contents.		✓			
29. Were lab comments included in report? If yes, summarize contents.		✓			

References: Louisville Chemistry Guidelines (LCG), USACE June 2002 version 5; Section I "Chemical Analysis Criteria" Table 5 and Attachment A "Data Validation Guidelines.

Ravenna, OH Data Review Checklist

Project Number: 030240.0006.05
Sample Event: October2007
Data Reviewer/Date: Heather Medley/December 6, 2007

SDG: A7J090101 R0
Analysis: SW846 8330 Nitroguanidine

Final Quality Assurance Project Plan (QAPP) Addendum for the Facility-Wide Groundwater Monitoring Program Ravenna Army Ammunition Plant, Ravenna, OH, Portage Environmental September 2004

STL SOP SAC-LC-0010 "Determination of Nitroguanidine Based on Method 8330, SW-846" April 2007, revision 2.0

NELAC Quality Systems revision 16, July 12, 2002, Chapter 5 section 5.5.8.3.1.a.1 "temperatures just above freezing up to 6C shall be acceptable". This criterion has been used in the validation of acceptable temperatures.

Additional Comments:

Ravenna, OH Data Review Checklist

Project Number: 030240.0006.05
Sample Event: July 2007
Data Reviewer/Date: Heather Medley/ August 27, 2007

SDG: A7G100102 R0
Analysis: SW846 8330

Review Questions:	Yes	No	N/A	Comments	Qual/Criteria
1. Did Chain-of-Custody information agree with laboratory report?	✓			COC#: 117222, 117226, 117225;	
2. Were samples preserved properly and received in good condition?	✓			6 Coolers were received between 1.4 and 5.4°C.	QAPP Table 4-2
3. Were holding times met?	✓			Samples collected 10/8/07, extracted on 10/11/07 (prep batch 7284422), and analyzed on 10/30/07, 10/31, and 11/1/07	QAPP Table 4-2 J/UJ/R
4. Were sample storage requirements met?	✓				QAPP Table 4-2
5. Were QAPP specified PQLs achieved?		✓			QAPP Table 3-7
6. Were all QAPP-specified target analytes reported?	✓				QAPP Table 3-7
7. Was a MDL Level Verification analyzed once per quarter with all target analytes detected?	✓			LC10 – MDL verification check data was not provided. No qualifications were made since an evaluation could not be completed. LC9 - MDL verification check data was not provided. No qualifications were made since an evaluation could not be completed.	LCG Table 5 R
8. Was a MRL Level Verification run at the beginning and end of every daily sequence or every 12 hours? Was the %D <30%?	✓			LC9 – 10/31 @ 1519, and 2343; 4-Nitrotoluene appears to not have been spiked into MRL checks; No qualifications were made since an evaluation could not be completed. LC10 – 10/30/07 @ 1751, 10/31 @ 0334, 1504, 11/1/07 @ 0751, and 1459	LCG Table 5 >30%=J
9. Did the initial calibration curve consist of 5 concentration levels?	✓			LC9 – ICAL 10/10/07 LC10 - ICAL 10/20/07	LCG Table 5 R
10. Were all target analytes %RSD ≤ 20%? OR was the average RSD ≤ 20%?	✓				LCG Table 5 >20% RSD=J/R
11. If a linear regression curve was used, was the correlation coefficient $r^2 \geq 0.99$?	✓				LCG Table 5 R<0.99=-J/R
12. Was a second source verification (ICV) analyzed after the ICAL and all analytes 85-115%	✓			LC9 – 10/11/07 @ 0057 LC10 – 10/21/07 @ 0045	LCG Table 5 >115%=J 80-85%=J/UJ; <80%=J/R
13. Was a CCV run daily?	✓			LC9 – 10/31/07 @ 1416, and 2240; 4-Nitrotoluene appears to not have been spiked into CCVs; No qualifications were made since an evaluation could not be completed. LC10 – 10/30/07 @ 1658, 10/31/07 @ 0241, 1411, 11/1/07 @ 0658, and 1406	LCG Table 5
14. Were all target analytes %D ≤ 15% or average %D ≤ 15% with no individual result > 30%?	✓				LCG Table 5 D>30% (neg) = J/R D>30% (pos) = J

Ravenna, OH Data Review Checklist

Project Number: 030240.0006.05
Sample Event: July 2007
Data Reviewer/Date: Heather Medley/ August 27, 2007

SDG: A7G100102 R0
Analysis: SW846 8330

Review Questions:	Yes	No	N/A	Comments	Qual/Criteria
15. Was a method blank prepared and analyzed with each batch?	✓				LCG Table 5
16. Were target analytes in the method blank <1/2 the MRL?		✓			LCG Table 5 <5x = B
17. Was a field blank (equipment) collected and analyzed?	✓			FWGEQUIPRinse1-0556-GW	
18. Were target analytes in the field blank analyses (equipment) <1/2 MRL?	✓			2,4-Dinitrotoluene was detected at 0.067 ug/L with a RL of 0.052 ug/L. RDX was detected at 0.086 ug/L with a RL of 0.037 ug/L. The detected results were greater than 5x the blank value; therefore no qualifications were made.	<5x = B
19. Was a LCS prepared and analyzed with each batch?	✓				LCG Table 5
20. Were the LCS recoveries within limits specified in LCG Appendix C?	✓				LCG Appendix C >UL=J; <LL=J/UJ; <30%=J/R
21. Was a MS/MSD pair prepared with each batch?	✓				LCG Table 5
22. Was the MS/MSD parent sample a Ravenna sample?	✓			Sample FWGLL1mw-083c-0537-GW was the parent.	
23. Were MS/MSD recoveries 40-140% and RPD ≤20%?	✓			All analytes were diluted out because the sample had to be diluted 10x. The sample also had surrogate failures. The detected results were qualified estimated "J". The non-detected results were qualified estimated "UJ".	QAPP Table 3-2; Pj
24. Were surrogate recoveries within acceptance criteria of 50-150%?		✓		Samples FWGLL1mw-083c-0537-GW and FWGLL3mw-238c-0541-GW had 0% surrogate recoveries. The results were qualified estimated "J" for detected results and non-usable "R" for non-detected results.	LCG Table 5 >150%=J; 10-50%=J/UJ; <10%= J/R
25. Were all positive results confirmed with a second column confirmation? Was the RPD% within ± 40%?		✓		Samples FWGLL2mw-059c-0538-GW and FWGLL2mw-262c-0539-GW HMX RPD was greater than 40% between the columns. The results were qualified estimated "J".	LCG Table 5 RPD>40%=J
26. Was a field duplicate analyzed? Were the RPDs ≤30%?			✓		QAPP Table 3-2 RPD >30=J
27. Were reported sample concentrations within calibration range?	✓				

Ravenna, OH Data Review Checklist

Project Number: 030240.0006.05
Sample Event: July 2007
Data Reviewer/Date: Heather Medley/ August 27, 2007

SDG: A7G100102 R0
Analysis: SW846 8330

Review Questions:	Yes	No	N/A	Comments	Qual/Criteria
28. Were laboratory-generated Quality Control Exception Reports issued? If yes, summarize contents.		✓			
29. Were lab comments included in report? If yes, summarize contents.	✓			*Comments in case narrative on*	

References:

Louisville Chemistry Guidelines (LCG), USACE June 2002 version 5; Section I "Chemical Analysis Criteria" Table 5 and Attachment A "Data Validation Guidelines.

Final Quality Assurance Project Plan (QAPP) Addendum for the Facility-Wide Groundwater Monitoring Program Ravenna Army Ammunition Plant, Ravenna, OH, Portage Environmental September 2004

STL SOP SAC-LC-0009 Rev. 2.0- Determination of Nitroaromatic, Nitramines, and Specialty Explosives Based on Method 8330, SW-846.

Additional Comments:

Ravenna, OH Data Review Checklist

Project Number: 030240.0006.05
Sample Event: October 2007
Data Reviewer/Date: Heather Medley/December 7, 2007

SDG: A7J090101 R0
Analysis: SW846 6860
Perchlorate

Review Questions:	Yes	No	N/A	Comments	Qual/Criteria
1. Did Chain-of-Custody information agree with laboratory report?	✓			COC#: 117222, 117226;	
2. Were samples preserved properly and received in good condition?	✓			6 Coolers were received between 1.4 and 5.4°C.	
3. Were holding times met (28 days)?	✓			Samples collected 10/8/07, extracted 10/22/07, and analyzed on 10/22, 10/23/07, and 10/24/07	UJ/J/R
4. Were sample storage requirements met?	✓				
5. Was the DOD specified PQLs of 0.2 ug/L achieved?	✓				
6. Were all QAPP-specified target analytes reported?	✓				
7. Was the LC/MS/MS system mass calibration checked?	✓				R
8. Were the masses within 0.3 amu of ions 99, 101, and 107?	✓				R
9. Was the instrument tuned daily?	✓				
10. Was the tune within criteria? (per laboratory SOP)	✓				R
11. Did the initial calibration curve consist of 5 concentration levels?	✓			9/25/07 Stds (ng/L): 20, 50, 100, 200, 500, 1000	R
12. Was was the correlation coefficient r≥0.995?	✓				R<0.995 =-J/R
13. Was a second source verification (SSCV) analyzed after the ICAL? Were results 90-110%?	✓			9/25/07 @ 1419	LCG Table 1 >120%=J; 60-80%=J/UJ; <60%=J/R
14. Was an ICV analyzed after the ICAL and daily before sample analysis?	✓			10/22/07 @ 1645 10/24/07 @ 0935	R
15. Was the %Difference ≤ 15%?	✓				R
16. Was a CCV analyzed after every 10 samples?	✓			10/22/07 @ 2128, 10/23/07 @ 0243 10/24/07 @ 1553	
17. Was the %Difference ≤ 15%?	✓				%D > 15% = UJ/J
18. Was a Limit of Detection Verification (LODV) analyzed before and after every batch?	✓			10/22/07 @ 1716, 2200, 10/23/07 @ 0315 10/24/07 @ 1016, 1624	

Ravenna, OH Data Review Checklist

Project Number: 030240.0006.05
Sample Event: October 2007
Data Reviewer/Date: Heather Medley/December 7, 2007

SDG: A7J090101 R0
Analysis: SW846 6860
Perchlorate

Review Questions:	Yes	No	N/A	Comments	Qual/Criteria
batch?					
19. Was the LODV recovery within 70-130%?	✓				>130%=J; 70-60%=J/UJ; <60%=J/R
20. Was an Interference Check Sample extracted and analyzed with every batch?	✓			10/22/07 @ 1851	
21.Was the ICS recovery within 70 to 130%?	✓				>120%=J; 50-79%=J/UJ; <50%=Pj/R
22. Was a method blank prepared and analyzed with each batch?	✓				
23. Were target analytes detected in the method blank at >1/2 the MRL?		✓			<5X =B
24. Was a field blank (equipment) collected and analyzed?	✓			FWGEQUIPRinse1-0556-GW	
25. Were target analytes detected in the field blank analyses >1/2 the MRL?		✓			<5X =B
26. Was a LCS prepared and analyzed with each batch?	✓				
27. Were the LCS recoveries within 80-120%?	✓				>115%=J; 50%-85%=J/UJ; <50%=J/R
28. Was a MS/MSD prepared with each batch?	✓				
29. Was the MS/MSD parent sample a Ravenna sample?	✓			Sample FWGLL1mw-083c-0537-GF was the parent.	
30. Were MS/MSD recoveries 75-125% and RPD values ≤20%?					>125% = J 30% - 75% = J/UJ <30% = J/R
31. Was a Laboratory Reagent Blank (LRB) analyzed prior to calibration and after high concentration samples?	✓			9/25/07 @ 1028 and 1350 10/22/07 @ 1613 and 10/23/07 @ 0212 10/24/07 @ 0901, 1521	
32. Were target analytes detected in the LRB at >1/2 the MRL?	✓				<5X =B

Ravenna, OH Data Review Checklist

Project Number: 030240.0006.05 **SDG**: A7J090101 R0
Sample Event: October 2007 **Analysis**: SW846 6860
Data Reviewer/Date: Heather Medley/December 7, 2007 Perchlorate

Review Questions:	Yes	No	N/A	Comments	Qual/Criteria
33. Was a MRL Verification run with every ICAL?	✓			9/25/07 @ 1448	
34. Were the MRL recoveries 70-130%?	✓				R
35. Were the internal standards added to every sample?	✓				
36. Were the retention times for all IS compounds within 0.98 and 1.02 seconds from the RT of the mid-point standard in the ICAL?	✓				R
37. Did the IS recover within 50% to150% of the ICAL mid-point standard?	✓				R
38. Was a field duplicate analyzed? Were the RPDs within ±30%?			✓		RPD >30=J
39. Was the Isotope ratio between 99/101 and 83/85 monitored and fell between 2.3 and 3.08?	✓				J/UJ
40. Were reported sample concentrations within calibration range?	✓				
41. Were laboratory-generated Quality Control Exception Reports issued? If yes, summarize contents.		✓			
42. Were lab comments included in report? If yes, summarize contents.	✓			Comments in case narrative on the	

References:

DOD Perchlorate Handbook, March 2006; Section G "Selecting Analytical Methods and Services"

Additional Comments:

Sample Qualification Report with Reason Codes (All Results sorted by Client Sample ID)

Client Sample ID : FWGEQUIPRINSE1-0556-GW **Lab Report Batch :** A7J090101 **Lab ID :** STLCAN

Sample Date : 10/08/2007 **Analysis Type: DL** **Sample Matrix :** AQ

Lab Sample ID: A7J090101014

Reviewed By / Date : Heather Melley 12/7/07 **Approved By / Date :**

Analyte Name	Result	Uncertainty / Error	Result Units	Lab Qual	Rep Res	Overall Qual*	Temp	HT	MB	LCS	MS	Lab Dup	Surr	Rep Limit	Moist Tot/Dis	Field QC	Tune	IC	ICV	CV / CCV	Reason Codes
Analysis Method : 8330						**Dilution: 1.04**															
1,3,5-Trinitrobenzene	0.10		ug/L	U	YES																
1,3-Dinitrobenzene	0.10		ug/L	U	YES																
2,4,6-TNT	0.10		ug/L	U	YES																
2,4-Dinitrotoluene	0.067		ug/L	J	YES	J								J							L
2,6-Dinitrotoluene	0.10		ug/L	U	YES																
2-Amino-4,6-dinitrotoluene	0.10		ug/L	U	YES																
2-Nitrotoluene	0.52		ug/L	U	YES																
3-Nitrotoluene	0.52		ug/L	U	YES																
4-Amino-2,6-Dinitrotoluene	0.10		ug/L	U	YES																
4-Nitrotoluene	0.52		ug/L	U	YES																
HMX	0.10		ug/L	U	YES																
Nitrobenzene	0.10		ug/L	U	YES																
NITROGLYCERINE	0.68		ug/L	U	YES																
Pentaerythritol Tetranitrate (PETN)	0.68		ug/L	U	YES																
RDX	0.086		ug/L	J	YES	J								J							L
TETRYL	0.10		ug/L	U	YES																

* Overall result qualifier reflects summation of qualifiers added during automated data review and any qualifiers added manually for categories not assessed by automated data review

Sample Qualification Report with Reason Codes (All Results sorted by Client Sample ID)

Client Sample ID : FWGEQUIPRINSE1-0556-GW **Lab Report Batch :** A7J090101 **Lab ID :** STLCAN

Sample Date : 10/08/2007 **Analysis Type: RE** **Sample Matrix :** AQ

Lab Sample ID: A7J090101014

Reviewed By / Date : Heather Reddy 12/7/07 **Approved By / Date :**

Analyte Name	Result	Uncertainty / Error	Result Units	Lab Qual	Rep Res	Overall Qual*	Temp	HT	MB	LCS	MS	Lab Dup	Surr	Rep Limit	Moist Tot/Dis	Field QC	Tune	IC	ICV	CV / CCV	Reason Codes
Analysis Method : 8270C						**Dilution: 1**															
1,2,4-Trichlorobenzene	1.0		ug/L	U	YES																
1,2-Dichlorobenzene	1.0		ug/L	U	YES																
1,3-Dichlorobenzene	1.0		ug/L	U	YES																
1,4-Dichlorobenzene	1.0		ug/L	U	YES																
2,2-OXYBIS (1-CHLOROPROPANE)	1.0		ug/L	U	YES																
2,4,5-Trichlorophenol	5.0		ug/L	U	YES																
2,4,6-Trichlorophenol	5.0		ug/L	U	YES																
2,4-Dichlorophenol	2.0		ug/L	U	YES																
2,4-Dimethylphenol	2.0		ug/L	U	YES																
2,4-Dinitrophenol	5.0		ug/L	U	YES																
2,4-Dinitrotoluene	5.0		ug/L	U	YES																
2,6-Dinitrotoluene	5.0		ug/L	U	YES																
2-Chloronaphthalene	1.0		ug/L	U	YES																
2-Chlorophenol	1.0		ug/L	U	YES																
2-Methylnaphthalene	0.20		ug/L	U	YES																
2-Methylphenol	1.0		ug/L	U	YES																
2-Nitroaniline	2.0		ug/L	U	YES																
2-Nitrophenol	2.0		ug/L	U	YES																
3,3'-Dichlorobenzidine	5.0		ug/L	U	YES																
3-Nitroaniline	2.0		ug/L	U	YES																
4,6-Dinitro-2-methylphenol	5.0		ug/L	U	YES																
4-Bromophenyl phenyl ether	2.0		ug/L	U	YES																
4-Chloro-3-methylphenol	2.0		ug/L	U	YES																
4-Chloroaniline	2.0		ug/L	U	YES																
4-Chlorophenyl phenyl ether	2.0		ug/L	U	YES																
4-Methylphenol	1.0		ug/L	U	YES																
4-Nitroanaline	2.0		ug/L	U	YES																
4-Nitrophenol	5.0		ug/L	U	YES																
Acenaphthene	0.20		ug/L	U	YES																
Acenaphthylene	0.20		ug/L	U	YES																
Anthracene	0.20		ug/L	U	YES																

* Overall result qualifier reflects summation of qualifiers added during automated data review and any qualifiers added manually for categories not assessed by automated data review

Sample Qualification Report with Reason Codes (All Results sorted by Client Sample ID)

Client Sample ID : FWGEQUIPRINSE1-0556-GW **Lab Report Batch :** A7J090101 **Lab ID :** STLCAN

Sample Date : 10/08/2007 **Analysis Type: RE** **Sample Matrix :** AQ

Lab Sample ID: A7J090101014

Reviewed By / Date : Heather Melley 12/7/07 **Approved By / Date :**

Analyte Name	Result	Uncertainty / Error	Result Units	Lab Qual	Rep Res	Overall Qual*	Temp	HT	MB	LCS	MS	Lab Dup	Surr	Rep Limit	Moist Tot/Dis	Field QC	Tune	IC	ICV	CV / CCV	Reason Codes
Analysis Method : 8270C						**Dilution: 1**															
Benzo(a)anthracene	0.20		ug/L	U	YES																
Benzo(a)pyrene	0.20		ug/L	U	YES																
Benzo(b)fluoranthene	0.20		ug/L	U	YES																
BENZO(G,H,I)PERYLENE	0.20		ug/L	U	YES																
Benzo(k)fluoranthene	0.20		ug/L	U	YES																
Benzoic acid	10		ug/L	U	YES	R				R											J-
Benzyl alcohol	1.5		ug/L	J	YES	J								J							L
bis(2-Chloroethoxy)methane	1.0		ug/L	U	YES																
bis(2-Chloroethyl) ether	1.0		ug/L	U	YES																
bis(2-Ethylhexyl) phthalate	2.9		ug/L	J B	YES	~~B~~J			U					J							L, F
Butylbenzyl Phthalate	1.0		ug/L	U	YES																
Carbazole	1.0		ug/L	U	YES																
Chrysene	0.20		ug/L	U	YES																
dibenzo(a,h)anthracene	0.20		ug/L	U	YES																
Dibenzofuran	1.0		ug/L	U	YES																
Diethyl phthalate	1.0		ug/L	U	YES																
Dimethyl phthalate	1.0		ug/L	U	YES																
Di-n-butyl phthalate	1.0		ug/L	U	YES																
Di-n-octyl phthalate	1.0		ug/L	U	YES																
Fluoranthene	0.20		ug/L	U	YES																
Fluorene	0.20		ug/L	U	YES																
Hexachlorobenzene	0.20		ug/L	U	YES																
Hexachlorobutadiene	1.0		ug/L	U	YES																
Hexachlorocyclopentadiene	10		ug/L	U	YES	R				R											J-
Hexachloroethane	1.0		ug/L	U	YES																
Indeno(1,2,3-cd)pyrene	0.20		ug/L	U	YES																
Isophorone	1.0		ug/L	U	YES																
Naphthalene	0.20		ug/L	U	YES																
Nitrobenzene	1.0		ug/L	U	YES																
N-nitroso-di-n-propylamine	1.0		ug/L	U	YES																
N-Nitrosodiphenylamine	1.0		ug/L	U	YES																

* Overall result qualifier reflects summation of qualifiers added during automated data review and any qualifiers added manually for categories not assessed by automated data review

Sample Qualification Report with Reason Codes (All Results sorted by Client Sample ID)

Client Sample ID : FWGEQUIPRINSE1-0556-GW **Lab Report Batch :** A7J090101 **Lab ID :** STLCAN

Sample Date : 10/08/2007 **Analysis Type: RE** **Sample Matrix :** AQ

Lab Sample ID: A7J090101014

Reviewed By / Date : Heather Nedley 12/7/07 **Approved By / Date :**

Analyte Name	Result	Uncertainty / Error	Result Units	Lab Qual	Rep Res	Overall Qual*	Temp	HT	MB	LCS	MS	Lab Dup	Surr	Rep Limit	Moist Tot/Dis	Field QC	Tune	IC	ICV	CV / CCV	Reason Codes
Analysis Method : 8270C						**Dilution: 1**															
Pentachlorophenol	5.0		ug/L	U	YES																
Phenanthrene	0.20		ug/L	U	YES																
Phenol	1.0		ug/L	U	YES																
Pyrene	0.20		ug/L	U	YES																

* Overall result qualifier reflects summation of qualifiers added during automated data review and any qualifiers added manually for categories not assessed by automated data review

Sample Qualification Report with Reason Codes (All Results sorted by Client Sample ID)

Client Sample ID : FWGEQUIPRINSE1-0556-GW **Lab Report Batch :** A7J090101 **Lab ID :** STLCAN

Sample Date : 10/08/2007 **Analysis Type: RES** **Sample Matrix :** AQ

Lab Sample ID: A7J090101014

Reviewed By / Date : Heather Medley 12/7/07 **Approved By / Date :**

Analyte Name	Result	Uncertainty / Error	Result Units	Lab Qual	Rep Res	Overall Qual*	Temp	HT	MB	LCS	MS	Lab Dup	Surr	Rep Limit	Moist Tot/Dis	Field QC	Tune	IC	ICV	CV / CCV	Reason Codes
Analysis Method : 353.2 Modified						**Dilution: 1**															
Nitrocellulose	0.50		mg/L	U	YES	UJ					UJ										
Analysis Method : 6860						**Dilution: 1**															
Perchlorate	0.10		ug/L	U	YES																
Analysis Method : 8081A						**Dilution: 1**															
4,4'-DDD	0.030		ug/L	U	YES																
4,4'-DDE	0.030		ug/L	U	YES																
4,4'-DDT	0.030		ug/L	U	YES																
Aldrin	0.030		ug/L	U	YES																
alpha-BHC	0.030		ug/L	U	YES																
alpha-Chordane	0.030		ug/L	U	YES																
beta-BHC	0.030		ug/L	U	YES																
delta-BHC	0.030		ug/L	U	YES																
Dieldrin	0.030		ug/L	U	YES																
Endosulfan I	0.025		ug/L	U	YES																
Endosulfan II	0.025		ug/L	U	YES																
Endosulfan sulfate	0.030		ug/L	U	YES																
Endrin	0.030		ug/L	U	YES																
Endrin aldehyde	0.030		ug/L	U	YES																
Endrin ketone	0.030		ug/L	U	YES																
gamma-BHC	0.030		ug/L	U	YES																
gamma-Chlordane	0.030		ug/L	U	YES																
Heptachlor	0.030		ug/L	U	YES																
Heptachlor epoxide	0.030		ug/L	U	YES																
Methoxychlor	0.10		ug/L	U	YES																
Toxaphene	2.0		ug/L	U	YES																
Analysis Method : 8082						**Dilution: 1**															
Aroclor 1016	0.50		ug/L	U	YES																
Aroclor 1221	0.50		ug/L	U	YES																
Aroclor 1232	0.50		ug/L	U	YES																
Aroclor 1242	0.50		ug/L	U	YES																
Aroclor 1248	0.50		ug/L	U	YES																
Aroclor 1254	0.50		ug/L	U	YES																

* Overall result qualifier reflects summation of qualifiers added during automated data review and any qualifiers added manually for categories not assessed by automated data review

Sample Qualification Report with Reason Codes (All Results sorted by Client Sample ID)

Client Sample ID : FWGEQUIPRINSE1-0556-GW **Lab Report Batch :** A7J090101 **Lab ID :** STLCAN

Sample Date : 10/08/2007 **Analysis Type: RES** **Sample Matrix :** AQ

Lab Sample ID: A7J090101014

Reviewed By / Date : Heather Medley 12/7/07 **Approved By / Date :**

Analyte Name	Result	Uncertainty / Error	Result Units	Lab Qual	Rep Res	Overall Qual*	Temp	HT	MB	LCS	MS	Lab Dup	Surr	Rep Limit	Moist Tot/Dis	Field QC	Tune	IC	ICV	CV / CCV	Reason Codes
Analysis Method : 8082						**Dilution: 1**															
Aroclor 1260	0.50		ug/L	U	YES																
Analysis Method : 8260B						**Dilution: 1**															
1,1,1-Trichloroethane	1.0		ug/L	U	YES																
1,1,2,2-Tetrachloroethane	1.0		ug/L	U	YES																
1,1,2-Trichloroethane	1.0		ug/L	U	YES																
1,1-Dichloroethane	1.0		ug/L	U	YES																
1,1-Dichloroethene	1.0		ug/L	U	YES																
1,2-Dibromoethane	1.0		ug/L	U	YES																
1,2-Dichloroethane	1.0		ug/L	U	YES																
1,2-Dichloroethene (total)	1.0		ug/L	U	YES																
1,2-Dichloropropane	1.0		ug/L	U	YES																
2-Butanone	10		ug/L	U	YES																
2-Hexanone	10		ug/L	U	YES																
4-Methyl-2-pentanone	10		ug/L	U	YES																
Acetone	9.4		ug/L	J	YES	J								J							L, B
Benzene	1.0		ug/L	U	YES																
Bromochloromethane	1.0		ug/L	U	YES																
Bromodichloromethane	1.0		ug/L	U	YES																
Bromoform	1.0		ug/L	U	YES																
Bromomethane	1.0		ug/L	U	YES																
Carbon disulfide	1.0		ug/L	U	YES																
Carbon tetrachloride	1.0		ug/L	U	YES																
Chlorobenzene	1.0		ug/L	U	YES																
Chloroethane	1.0		ug/L	U	YES																
Chloroform	1.0		ug/L	U	YES																
Chloromethane	1.0		ug/L	U	YES																
cis-1,2-Dichloroethene	1.0		ug/L	U	YES																
cis-1,3-Dichloropropene	1.0		ug/L	U	YES																
Dibromochloromethane	1.0		ug/L	U	YES																
Ethylbenzene	1.0		ug/L	U	YES																
M&P-XYLENES	2.0		ug/L	U	YES																

* Overall result qualifier reflects summation of qualifiers added during automated data review and any qualifiers added manually for categories not assessed by automated data review

Sample Qualification Report with Reason Codes (All Results sorted by Client Sample ID)

Client Sample ID : FWGEQUIPRINSE1-0556-GW **Lab Report Batch :** A7J090101 **Lab ID :** STLCAN

Sample Date : 10/08/2007 **Analysis Type: RES** **Sample Matrix :** AQ

Lab Sample ID: A7J090101014

Reviewed By / Date : Heather Hulley 12/7/07 **Approved By / Date :**

Analyte Name	Result	Uncertainty / Error	Result Units	Lab Qual	Rep Res	Overall Qual*	Temp	HT	MB	LCS	MS	Lab Dup	Surr	Rep Limit	Moist Tot/Dis	Field QC	Tune	IC	ICV	CV / CCV	Reason Codes
Analysis Method : 8260B						**Dilution: 1**															
Methylene chloride	2.0		ug/L	U	YES																
o-Xylene	1.0		ug/L	U	YES																
Styrene	1.0		ug/L	U	YES																
Tetrachloroethene	1.0		ug/L	U	YES																
Toluene	1.0		ug/L	U	YES																
TOTAL XYLENES	2.0		ug/L	U	YES																
trans-1,2-Dichloroethene	1.0		ug/L	U	YES																
trans-1,3-Dichloropropene	1.0		ug/L	U	YES																
Trichloroethene	1.0		ug/L	U	YES																
Vinyl chloride	1.0		ug/L	U	YES																
Analysis Method : 9012A						**Dilution: 1**															
Cyanide	0.010		mg/L	U	YES	R															Pj-
Analysis Method : SW8330 Modified						**Dilution: 1**															
Nitroguanidine	20		ug/L	U	YES																

* Overall result qualifier reflects summation of qualifiers added during automated data review and any qualifiers added manually for categories not assessed by automated data review

Sample Qualification Report with Reason Codes (All Results sorted by Client Sample ID)

Client Sample ID : FWGEQUIPRINSE1-0556-GW **Lab Report Batch :** A7J090101 **Lab ID :** STLCAN

Sample Date : 10/08/2007 **Analysis Type: RES/TOT** **Sample Matrix :** AQ

Lab Sample ID: A7J090101014

Reviewed By / Date : Heather Nedley 12/13/07 **Approved By / Date :**

Analyte Name	Result	Uncertainty / Error	Result Units	Lab Qual	Rep Res	Overall Qual*	Temp	HT	MB	LCS	MS	Lab Dup	Surr	Rep Limit	Moist Tot/Dis	Field QC	Tune	IC	ICV	CV / CCV	Reason Codes
Analysis Method : 6010B						**Dilution: 1**															
Arsenic	5.0		ug/L	U	YES																
Barium	10.0		ug/L	U	YES																
Calcium	138		ug/L	B	YES	J								J							L
Chromium	5.0		ug/L	U	YES																
Cobalt	5.0		ug/L	U	YES																
Copper	5.0		ug/L	U	YES																
Lead	3.0		ug/L	U	YES																
Magnesium	1000		ug/L	U	YES																
Manganese	10.0		ug/L	U	YES																
Nickel	10.0		ug/L	U	YES																
Potassium	114		ug/L	B J	YES	J								J							L, R
Selenium	5.0		ug/L	U	YES																
Silver	5.0		ug/L	U	YES																
Sodium	1000		ug/L	U	YES																
Vanadium	10.0		ug/L	U	YES																
Analysis Method : 6020						**Dilution: 1**															
Aluminum	50.0		ug/L	U	YES	UJ														UJ	W-
Antimony	2.0		ug/L	U	YES																
Beryllium	1.0		ug/L	U	YES																
Cadmium	0.50		ug/L	U	YES																
Iron	20.0		ug/L	U	YES																
Thallium	1.0		ug/L	U	YES																
Zinc	10.0		ug/L	U	YES																
Analysis Method : 7470A						**Dilution: 1**															
Mercury	0.20		ug/L	U	YES																

* Overall result qualifier reflects summation of qualifiers added during automated data review and any qualifiers added manually for categories not assessed by automated data review

Sample Qualification Report with Reason Codes (All Results sorted by Client Sample ID)

Client Sample ID : FWGLL11mw-007C-0529-GF **Lab Report Batch :** A7J090101 **Lab ID :** STLCAN

Sample Date : 10/08/2007 **Analysis Type: RES** **Sample Matrix :** AQ

Lab Sample ID: A7J090101017

Reviewed By / Date : Heather McKay 12/7/07 **Approved By / Date :**

Analyte Name	Result	Uncertainty / Error	Result Units	Lab Qual	Rep Res	Overall Qual*	Temp	HT	MB	LCS	MS	Lab Dup	Surr	Rep Limit	Moist Tot/Dis	Field QC	Tune	IC	ICV	CV / CCV	Reason Codes
Analysis Method : 6860						**Dilution: 1**															
Perchlorate	0.20		ug/L		YES																

* Overall result qualifier reflects summation of qualifiers added during automated data review and any qualifiers added manually for categories not assessed by automated data review

Sample Qualification Report with Reason Codes (All Results sorted by Client Sample ID)

Client Sample ID : FWGLL11mw-007C-0529-GF **Lab Report Batch :** A7J090101 **Lab ID :** STLCAN

Sample Date : 10/08/2007 **Analysis Type: RES/TOT** **Sample Matrix :** AQ

Lab Sample ID: A7J090101017

Reviewed By / Date : Heather McCoy 12/13/07 **Approved By / Date :**

Analyte Name	Result	Uncertainty / Error	Result Units	Lab Qual	Rep Res	Overall Qual*	Temp	HT	MB	LCS	MS	Lab Dup	Surr	Rep Limit	Moist Tot/Dis	Field QC	Tune	IC	ICV	CV / CCV	Reason Codes
Analysis Method : 6010B						**Dilution: 1**															
Arsenic	23.1		ug/L		YES																
Barium	94.5		ug/L		YES																
Calcium	95300		ug/L		YES																
Chromium	5.0		ug/L	U	YES																
Cobalt	5.0		ug/L	U	YES																
Copper	5.0		ug/L	U	YES																
Lead	3.0		ug/L	U	YES																
Magnesium	34000		ug/L		YES																
Manganese	224		ug/L		YES																
Nickel	10.0		ug/L	U	YES																
Potassium	1430		ug/L	J	YES	J															B
Selenium	5.0		ug/L	U	YES																
Silver	5.0		ug/L	U	YES																
Sodium	14200		ug/L		YES																
Vanadium	10.0		ug/L	U	YES																
Analysis Method : 6020						**Dilution: 1**															
Aluminum	50.0		ug/L	U	YES	UJ														UJ	W-
Antimony	2.0		ug/L	U	YES																
Beryllium	1.0		ug/L	U	YES																
Cadmium	0.50		ug/L	U	YES																
Iron	1350		ug/L		YES																
Thallium	1.0		ug/L	U	YES																
Zinc	3.9		ug/L	B	YES	J								J							L
Analysis Method : 7470A						**Dilution: 1**															
Mercury	0.20		ug/L	U	YES																

* Overall result qualifier reflects summation of qualifiers added during automated data review and any qualifiers added manually for categories not assessed by automated data review

Sample Qualification Report with Reason Codes (All Results sorted by Client Sample ID)

Client Sample ID : FWGLL11mw-007C-0529-GW **Lab Report Batch :** A7J090101 **Lab ID :** STLCAN

Sample Date : 10/08/2007 **Analysis Type: DL** **Sample Matrix :** AQ

Lab Sample ID: A7J090101016

Reviewed By / Date : Heather Hadley 12/6/07 **Approved By / Date :**

Analyte Name	Result	Uncertainty / Error	Result Units	Lab Qual	Rep Res	Overall Qual*	Temp	HT	MB	LCS	MS	Lab Dup	Surr	Rep Limit	Moist Tot/Dis	Field QC	Tune	IC	ICV	CV / CCV	Reason Codes
Analysis Method : 8330						**Dilution: 0.97**															
1,3,5-Trinitrobenzene	0.097		ug/L	U	YES																
1,3-Dinitrobenzene	0.097		ug/L	U	YES																
2,4,6-TNT	0.097		ug/L	U	YES																
2,4-Dinitrotoluene	0.097		ug/L	U	YES																
2,6-Dinitrotoluene	0.097		ug/L	U	YES																
2-Amino-4,6-dinitrotoluene	0.097		ug/L	U	YES																
2-Nitrotoluene	0.48		ug/L	U	YES																
3-Nitrotoluene	0.48		ug/L	U	YES																
4-Amino-2,6-Dinitrotoluene	0.097		ug/L	U	YES																
4-Nitrotoluene	0.48		ug/L	U	YES																
HMX	0.097		ug/L	U	YES																
Nitrobenzene	0.097		ug/L	U	YES																
NITROGLYCERINE	0.63		ug/L	U	YES																
Pentaerythritol Tetranitrate (PETN)	0.63		ug/L	U	YES																
RDX	0.097		ug/L	U	YES																
TETRYL	0.097		ug/L	U	YES																

* Overall result qualifier reflects summation of qualifiers added during automated data review and any qualifiers added manually for categories not assessed by automated data review

Sample Qualification Report with Reason Codes (All Results sorted by Client Sample ID)

Client Sample ID : FWGLL11mw-007C-0529-GW **Lab Report Batch :** A7J090101 **Lab ID :** STLCAN

Sample Date : 10/08/2007 **Analysis Type: RE** **Sample Matrix :** AQ

Lab Sample ID: A7J090101016

Reviewed By / Date : Heather Reilly 12/7/07 **Approved By / Date :**

Analyte Name	Result	Uncertainty / Error	Result Units	Lab Qual	Rep Res	Overall Qual*	Temp	HT	MB	LCS	MS	Lab Dup	Surr	Rep Limit	Moist Tot/Dis	Field QC	Tune	IC	ICV	CV / CCV	Reason Codes
Analysis Method : 8270C						**Dilution: 1**															
1,2,4-Trichlorobenzene	1.0		ug/L	U	YES																
1,2-Dichlorobenzene	1.0		ug/L	U	YES																
1,3-Dichlorobenzene	1.0		ug/L	U	YES																
1,4-Dichlorobenzene	1.0		ug/L	U	YES																
2,2-OXYBIS (1-CHLOROPROPANE)	1.0		ug/L	U	YES																
2,4,5-Trichlorophenol	5.0		ug/L	U	YES																
2,4,6-Trichlorophenol	5.0		ug/L	U	YES																
2,4-Dichlorophenol	2.0		ug/L	U	YES																
2,4-Dimethylphenol	2.0		ug/L	U	YES																
2,4-Dinitrophenol	5.0		ug/L	U	YES																
2,4-Dinitrotoluene	5.0		ug/L	U	YES																
2,6-Dinitrotoluene	5.0		ug/L	U	YES																
2-Chloronaphthalene	1.0		ug/L	U	YES																
2-Chlorophenol	1.0		ug/L	U	YES																
2-Methylnaphthalene	0.20		ug/L	U	YES																
2-Methylphenol	1.0		ug/L	U	YES																
2-Nitroaniline	2.0		ug/L	U	YES																
2-Nitrophenol	2.0		ug/L	U	YES																
3,3'-Dichlorobenzidine	5.0		ug/L	U	YES																
3-Nitroaniline	2.0		ug/L	U	YES																
4,6-Dinitro-2-methylphenol	5.0		ug/L	U	YES																
4-Bromophenyl phenyl ether	2.0		ug/L	U	YES																
4-Chloro-3-methylphenol	2.0		ug/L	U	YES																
4-Chloroaniline	2.0		ug/L	U	YES																
4-Chlorophenyl phenyl ether	2.0		ug/L	U	YES																
4-Methylphenol	1.0		ug/L	U	YES																
4-Nitroanaline	2.0		ug/L	U	YES																
4-Nitrophenol	5.0		ug/L	U	YES																
Acenaphthene	0.20		ug/L	U	YES																
Acenaphthylene	0.20		ug/L	U	YES																
Anthracene	0.20		ug/L	U	YES																

* Overall result qualifier reflects summation of qualifiers added during automated data review and any qualifiers added manually for categories not assessed by automated data review

Sample Qualification Report with Reason Codes (All Results sorted by Client Sample ID)

Client Sample ID : FWGLL11mw-007C-0529-GW **Lab Report Batch :** A7J090101 **Lab ID :** STLCAN

Sample Date : 10/08/2007 **Analysis Type: RE** **Sample Matrix :** AQ

Lab Sample ID: A7J090101016

Reviewed By / Date : Heather Melby 12/7/07 **Approved By / Date :**

Analyte Name	Result	Uncertainty / Error	Result Units	Lab Qual	Rep Res	Overall Qual*	Temp	HT	MB	LCS	MS	Lab Dup	Surr	Rep Limit	Moist Tot/Dis	Field QC	Tune	IC	ICV	CV / CCV	Reason Codes
Analysis Method : 8270C						**Dilution: 1**															
Benzo(a)anthracene	0.20		ug/L	U	YES																
Benzo(a)pyrene	0.20		ug/L	U	YES																
Benzo(b)fluoranthene	0.20		ug/L	U	YES																
BENZO(G,H,I)PERYLENE	0.20		ug/L	U	YES																
Benzo(k)fluoranthene	0.20		ug/L	U	YES																
Benzoic acid	10		ug/L	U	YES	R				R											J-
Benzyl alcohol	5.0		ug/L	U	YES																
bis(2-Chloroethoxy)methane	1.0		ug/L	U	YES																
bis(2-Chloroethyl) ether	1.0		ug/L	U	YES																
bis(2-Ethylhexyl) phthalate	4.0		ug/L	J B	YES	B/J			U					J							L, F
Butylbenzyl Phthalate	1.0		ug/L	U	YES																
Carbazole	1.0		ug/L	U	YES																
Chrysene	0.20		ug/L	U	YES																
dibenzo(a,h)anthracene	0.20		ug/L	U	YES																
Dibenzofuran	1.0		ug/L	U	YES																
Diethyl phthalate	1.0		ug/L	U	YES																
Dimethyl phthalate	1.0		ug/L	U	YES																
Di-n-butyl phthalate	1.0		ug/L	U	YES																
Di-n-octyl phthalate	1.0		ug/L	U	YES																
Fluoranthene	0.20		ug/L	U	YES																
Fluorene	0.20		ug/L	U	YES																
Hexachlorobenzene	0.20		ug/L	U	YES																
Hexachlorobutadiene	1.0		ug/L	U	YES																
Hexachlorocyclopentadiene	10		ug/L	U	YES	R				R											J-
Hexachloroethane	1.0		ug/L	U	YES																
Indeno(1,2,3-cd)pyrene	0.20		ug/L	U	YES																
Isophorone	1.0		ug/L	U	YES																
Naphthalene	0.20		ug/L	U	YES																
Nitrobenzene	1.0		ug/L	U	YES																
N-nitroso-di-n-propylamine	1.0		ug/L	U	YES																
N-Nitrosodiphenylamine	1.0		ug/L	U	YES																

* Overall result qualifier reflects summation of qualifiers added during automated data review and any qualifiers added manually for categories not assessed by automated data review

Sample Qualification Report with Reason Codes (All Results sorted by Client Sample ID)

Client Sample ID : FWGLL11mw-007C-0529-GW **Lab Report Batch :** A7J090101 **Lab ID :** STLCAN

Sample Date : 10/08/2007 **Analysis Type: RE** **Sample Matrix :** AQ

Lab Sample ID: A7J090101016

Reviewed By / Date : Heather Medley 12/7/07 **Approved By / Date :**

Analyte Name	Result	Uncertainty / Error	Result Units	Lab Qual	Rep Res	Overall Qual*	Temp	HT	MB	LCS	MS	Lab Dup	Surr	Rep Limit	Moist Tot/Dis	Field QC	Tune	IC	ICV	CV / CCV	Reason Codes
Analysis Method : 8270C						**Dilution: 1**															
Pentachlorophenol	5.0		ug/L	U	YES																
Phenanthrene	0.20		ug/L	U	YES																
Phenol	1.0		ug/L	U	YES																
Pyrene	0.20		ug/L	U	YES																

* Overall result qualifier reflects summation of qualifiers added during automated data review and any qualifiers added manually for categories not assessed by automated data review

Sample Qualification Report with Reason Codes (All Results sorted by Client Sample ID)

Client Sample ID : FWGLL11mw-007C-0529-GW **Lab Report Batch :** A7J090101 **Lab ID :** STLCAN

Sample Date : 10/08/2007 **Analysis Type: RES** **Sample Matrix :** AQ

Lab Sample ID: A7J090101016

Reviewed By / Date : Heather Hadley 12/7/07 **Approved By / Date :**

Analyte Name	Result	Uncertainty / Error	Result Units	Lab Qual	Rep Res	Overall Qual*	Temp	HT	MB	LCS	MS	Lab Dup	Surr	Rep Limit	Moist Tot/Dis	Field QC	Tune	IC	ICV	CV / CCV	Reason Codes
Analysis Method : 353.2 Modified						**Dilution: 1**															
Nitrocellulose	0.50		mg/L	U	YES	UJ					UJ										I
Analysis Method : 8081A						**Dilution: 1**															
4,4'-DDD	0.030		ug/L	U	YES																
4,4'-DDE	0.030		ug/L	U	YES																
4,4'-DDT	0.030		ug/L	U	YES																
Aldrin	0.030		ug/L	U	YES																
alpha-BHC	0.030		ug/L	U	YES																
alpha-Chordane	0.015		ug/L	J	YES	J								J							L
beta-BHC	0.030		ug/L	U	YES																
delta-BHC	0.030		ug/L	U	YES																
Dieldrin	0.030		ug/L	U	YES																
Endosulfan I	0.025		ug/L	U	YES																
Endosulfan II	0.025		ug/L	U	YES																
Endosulfan sulfate	0.030		ug/L	U	YES																
Endrin	0.030		ug/L	U	YES																
Endrin aldehyde	0.030		ug/L	U	YES																
Endrin ketone	0.030		ug/L	U	YES																
gamma-BHC	0.030		ug/L	U	YES																
gamma-Chlordane	0.030		ug/L	U	YES																
Heptachlor	0.030		ug/L	U	YES																
Heptachlor epoxide	0.030		ug/L	U	YES																
Methoxychlor	0.10		ug/L	U	YES																
Toxaphene	2.0		ug/L	U	YES																
Analysis Method : 8082						**Dilution: 1**															
Aroclor 1016	0.50		ug/L	U	YES	UJ							UJ								G-
Aroclor 1221	0.50		ug/L	U	YES	UJ							UJ								G-
Aroclor 1232	0.50		ug/L	U	YES	UJ							UJ								G-
Aroclor 1242	0.50		ug/L	U	YES	UJ							UJ								G-
Aroclor 1248	0.50		ug/L	U	YES	UJ							UJ								G-
Aroclor 1254	0.50		ug/L	U	YES	UJ							UJ								G-
Aroclor 1260	0.50		ug/L	U	YES	UJ							UJ								G-
Analysis Method : 8260B						**Dilution: 1**															

* Overall result qualifier reflects summation of qualifiers added during automated data review and any qualifiers added manually for categories not assessed by automated data review

Sample Qualification Report with Reason Codes (All Results sorted by Client Sample ID)

Client Sample ID : FWGLL11mw-007C-0529-GW **Lab Report Batch :** A7J090101 **Lab ID :** STLCAN

Sample Date : 10/08/2007 **Analysis Type: RES** **Sample Matrix :** AQ

Lab Sample ID: A7J090101016

Reviewed By / Date : Heather Melley 12/7/07 **Approved By / Date :**

Analyte Name	Result	Uncertainty / Error	Result Units	Lab Qual	Rep Res	Overall Qual*	Temp	HT	MB	LCS	MS	Lab Dup	Surr	Rep Limit	Moist Tot/Dis	Field QC	Tune	IC	ICV	CV / CCV	Reason Codes
Analysis Method : 8260B						**Dilution: 1**															
1,1,1-Trichloroethane	1.0		ug/L	U	YES																
1,1,2,2-Tetrachloroethane	1.0		ug/L	U	YES																
1,1,2-Trichloroethane	1.0		ug/L	U	YES																
1,1-Dichloroethane	1.0		ug/L	U	YES																
1,1-Dichloroethene	1.0		ug/L	U	YES																
1,2-Dibromoethane	1.0		ug/L	U	YES																
1,2-Dichloroethane	1.0		ug/L	U	YES																
1,2-Dichloroethene (total)	1.0		ug/L	U	YES																
1,2-Dichloropropane	1.0		ug/L	U	YES																
2-Butanone	10		ug/L	U	YES																
2-Hexanone	10		ug/L	U	YES																
4-Methyl-2-pentanone	10		ug/L	U	YES																
Acetone	10		ug/L	U	YES																
Benzene	1.0		ug/L	U	YES																
Bromochloromethane	1.0		ug/L	U	YES																
Bromodichloromethane	1.0		ug/L	U	YES																
Bromoform	1.0		ug/L	U	YES																
Bromomethane	1.0		ug/L	U	YES																
Carbon disulfide	1.0		ug/L	U	YES																
Carbon tetrachloride	1.0		ug/L	U	YES																
Chlorobenzene	1.0		ug/L	U	YES																
Chloroethane	1.0		ug/L	U	YES																
Chloroform	1.0		ug/L	U	YES																
Chloromethane	1.0		ug/L	U	YES																
cis-1,2-Dichloroethene	1.0		ug/L	U	YES																
cis-1,3-Dichloropropene	1.0		ug/L	U	YES																
Dibromochloromethane	1.0		ug/L	U	YES																
Ethylbenzene	1.0		ug/L	U	YES																
M&P-XYLENES	2.0		ug/L	U	YES																
Methylene chloride	2.0		ug/L	U	YES																
o-Xylene	1.0		ug/L	U	YES																

* Overall result qualifier reflects summation of qualifiers added during automated data review and any qualifiers added manually for categories not assessed by automated data review

Sample Qualification Report with Reason Codes (All Results sorted by Client Sample ID)

Client Sample ID : FWGLL11mw-007C-0529-GW **Lab Report Batch :** A7J090101 **Lab ID :** STLCAN

Sample Date : 10/08/2007 **Analysis Type: RES** **Sample Matrix :** AQ

Lab Sample ID: A7J090101016

Reviewed By / Date : Heather Kelley 12/7/07 **Approved By / Date :**

Analyte Name	Result	Uncertainty / Error	Result Units	Lab Qual	Rep Res	Overall Qual*	Temp	HT	MB	LCS	MS	Lab Dup	Surr	Rep Limit	Moist Tot/Dis	Field QC	Tune	IC	ICV	CV / CCV	Reason Codes
Analysis Method : 8260B						**Dilution: 1**															
Styrene	1.0		ug/L	U	YES																
Tetrachloroethene	1.0		ug/L	U	YES																
Toluene	1.0		ug/L	U	YES																
TOTAL XYLENES	2.0		ug/L	U	YES																
trans-1,2-Dichloroethene	1.0		ug/L	U	YES																
trans-1,3-Dichloropropene	1.0		ug/L	U	YES																
Trichloroethene	1.0		ug/L	U	YES																
Vinyl chloride	1.0		ug/L	U	YES																
Analysis Method : 9012A						**Dilution: 1**															
Cyanide	0.010		mg/L	U	YES	R															Pj-
Analysis Method : SW8330 Modified						**Dilution: 1**															
Nitroguanidine	20		ug/L	U	YES																

* Overall result qualifier reflects summation of qualifiers added during automated data review and any qualifiers added manually for categories not assessed by automated data review

Sample Qualification Report with Reason Codes (All Results sorted by Client Sample ID)

Client Sample ID : FWGLL1mw-078C-0535-GF **Lab Report Batch :** A7J090101 **Lab ID :** STLCAN

Sample Date : 10/08/2007 **Analysis Type: RES** **Sample Matrix :** AQ

Lab Sample ID: A7J090101004

Reviewed By / Date : Heather Kelley 12/7/07 **Approved By / Date :**

Analyte Name	Result	Uncertainty / Error	Result Units	Lab Qual	Rep Res	Overall Qual*	Temp	HT	MB	LCS	MS	Lab Dup	Surr	Rep Limit	Moist Tot/Dis	Field QC	Tune	IC	ICV	CV / CCV	Reason Codes
Analysis Method : 6860						**Dilution: 1**															
Perchlorate	0.068		ug/L	J	YES	J								J							L

* Overall result qualifier reflects summation of qualifiers added during automated data review and any qualifiers added manually for categories not assessed by automated data review

Sample Qualification Report with Reason Codes (All Results sorted by Client Sample ID)

Client Sample ID : FWGLL1mw-078C-0535-GF **Lab Report Batch :** A7J090101 **Lab ID :** STLCAN

Sample Date : 10/08/2007 **Analysis Type: RES/TOT** **Sample Matrix :** AQ

Lab Sample ID: A7J090101004

Reviewed By / Date : **Approved By / Date :**

Analyte Name	Result	Uncertainty / Error	Result Units	Lab Qual	Rep Res	Overall Qual*	Temp	HT	MB	LCS	MS	Lab Dup	Surr	Rep Limit	Moist Tot/Dis	Field QC	Tune	IC	ICV	CV / CCV	Reason Codes
Analysis Method : 6010B						**Dilution: 1**															
Arsenic	5.0		ug/L	U	YES																
Barium	16.3		ug/L		YES																
Calcium	47400		ug/L		YES																
Chromium	5.0		ug/L	U	YES																
Cobalt	1.9		ug/L	B	YES	J								J							L
Copper	5.0		ug/L	U	YES																
Lead	3.0		ug/L	U	YES																
Magnesium	8980		ug/L		YES																
Manganese	120		ug/L		YES																
Nickel	6.8		ug/L	B	YES	J								J							L
Potassium	3340		ug/L	J	YES	J															B
Selenium	5.0		ug/L	U	YES																
Silver	5.0		ug/L	U	YES																
Sodium	4610		ug/L		YES																
Vanadium	10.0		ug/L	U	YES																
Analysis Method : 6020						**Dilution: 1**															
Aluminum	69.8		ug/L		YES	J														J	W
Antimony	0.24		ug/L	B	YES	J						J		J							L, Z
Beryllium	1.0		ug/L	U	YES																
Cadmium	0.50		ug/L	U	YES																
Iron	158		ug/L		YES																
Thallium	0.33		ug/L	B	YES	J								J							L
Zinc	6.3		ug/L	B	YES	J								J							L
Analysis Method : 7470A						**Dilution: 1**															
Mercury	0.20		ug/L	U	YES																

* Overall result qualifier reflects summation of qualifiers added during automated data review and any qualifiers added manually for categories not assessed by automated data review

Sample Qualification Report with Reason Codes (All Results sorted by Client Sample ID)

Client Sample ID : FWGLL1mw-078C-0535-GW **Lab Report Batch :** A7J090101 **Lab ID :** STLCAN

Sample Date : 10/08/2007 **Analysis Type: RE** **Sample Matrix :** AQ

Lab Sample ID: A7J090101003

Reviewed By / Date : Heather Hedley 12/7/07 **Approved By / Date :**

Analyte Name	Result	Uncertainty / Error	Result Units	Lab Qual	Rep Res	Overall Qual*	Temp	HT	MB	LCS	MS	Lab Dup	Surr	Rep Limit	Moist Tot/Dis	Field QC	Tune	IC	ICV	CV / CCV	Reason Codes
Analysis Method : 8270C						**Dilution: 1**															
1,2,4-Trichlorobenzene	1.0		ug/L	U	YES																
1,2-Dichlorobenzene	1.0		ug/L	U	YES																
1,3-Dichlorobenzene	1.0		ug/L	U	YES																
1,4-Dichlorobenzene	1.0		ug/L	U	YES																
2,2-OXYBIS (1-CHLOROPROPANE)	1.0		ug/L	U	YES																
2,4,5-Trichlorophenol	5.0		ug/L	U	YES																
2,4,6-Trichlorophenol	5.0		ug/L	U	YES																
2,4-Dichlorophenol	2.0		ug/L	U	YES																
2,4-Dimethylphenol	2.0		ug/L	U	YES																
2,4-Dinitrophenol	5.0		ug/L	U	YES																
2,4-Dinitrotoluene	5.0		ug/L	U	YES																
2,6-Dinitrotoluene	5.0		ug/L	U	YES																
2-Chloronaphthalene	1.0		ug/L	U	YES																
2-Chlorophenol	1.0		ug/L	U	YES																
2-Methylnaphthalene	0.20		ug/L	U	YES																
2-Methylphenol	1.0		ug/L	U	YES																
2-Nitroaniline	2.0		ug/L	U	YES																
2-Nitrophenol	2.0		ug/L	U	YES																
3,3'-Dichlorobenzidine	5.0		ug/L	U	YES																
3-Nitroaniline	2.0		ug/L	U	YES																
4,6-Dinitro-2-methylphenol	5.0		ug/L	U	YES																
4-Bromophenyl phenyl ether	2.0		ug/L	U	YES																
4-Chloro-3-methylphenol	2.0		ug/L	U	YES																
4-Chloroaniline	2.0		ug/L	U	YES																
4-Chlorophenyl phenyl ether	2.0		ug/L	U	YES																
4-Methylphenol	1.0		ug/L	U	YES																
4-Nitroanaline	2.0		ug/L	U	YES																
4-Nitrophenol	5.0		ug/L	U	YES																
Acenaphthene	0.20		ug/L	U	YES																
Acenaphthylene	0.20		ug/L	U	YES																
Anthracene	0.20		ug/L	U	YES																

* Overall result qualifier reflects summation of qualifiers added during automated data review and any qualifiers added manually for categories not assessed by automated data review

Sample Qualification Report with Reason Codes (All Results sorted by Client Sample ID)

Client Sample ID : FWGLL1mw-078C-0535-GW **Lab Report Batch :** A7J090101 **Lab ID :** STLCAN

Sample Date : 10/08/2007 **Analysis Type: RE** **Sample Matrix :** AQ

Lab Sample ID: A7J090101003

Reviewed By / Date : Heather McKay 12/7/07 **Approved By / Date :**

Analyte Name	Result	Uncertainty / Error	Result Units	Lab Qual	Rep Res	Overall Qual*	Temp	HT	MB	LCS	MS	Lab Dup	Surr	Rep Limit	Moist Tot/Dis	Field QC	Tune	IC	ICV	CV / CCV	Reason Codes
Analysis Method : 8270C						**Dilution: 1**															
Benzo(a)anthracene	0.20		ug/L	U	YES																
Benzo(a)pyrene	0.20		ug/L	U	YES																
Benzo(b)fluoranthene	0.20		ug/L	U	YES																
BENZO(G,H,I)PERYLENE	0.20		ug/L	U	YES																
Benzo(k)fluoranthene	0.20		ug/L	U	YES																
Benzoic acid	10		ug/L	U	YES	R				R											J-
Benzyl alcohol	5.0		ug/L	U	YES																
bis(2-Chloroethoxy)methane	1.0		ug/L	U	YES																
bis(2-Chloroethyl) ether	1.0		ug/L	U	YES																
bis(2-Ethylhexyl) phthalate	1.8		ug/L	J B	YES	BJ			U					J							L
Butylbenzyl Phthalate	1.0		ug/L	U	YES																
Carbazole	1.0		ug/L	U	YES																
Chrysene	0.20		ug/L	U	YES																
dibenzo(a,h)anthracene	0.20		ug/L	U	YES																
Dibenzofuran	1.0		ug/L	U	YES																
Diethyl phthalate	1.0		ug/L	U	YES																
Dimethyl phthalate	1.0		ug/L	U	YES																
Di-n-butyl phthalate	1.0		ug/L	U	YES																
Di-n-octyl phthalate	1.0		ug/L	U	YES																
Fluoranthene	0.20		ug/L	U	YES																
Fluorene	0.20		ug/L	U	YES																
Hexachlorobenzene	0.20		ug/L	U	YES																
Hexachlorobutadiene	1.0		ug/L	U	YES																
Hexachlorocyclopentadiene	10		ug/L	U	YES	R				R											J-
Hexachloroethane	1.0		ug/L	U	YES																
Indeno(1,2,3-cd)pyrene	0.20		ug/L	U	YES																
Isophorone	1.0		ug/L	U	YES																
Naphthalene	0.20		ug/L	U	YES																
Nitrobenzene	1.0		ug/L	U	YES																
N-nitroso-di-n-propylamine	1.0		ug/L	U	YES																
N-Nitrosodiphenylamine	1.0		ug/L	U	YES																

* Overall result qualifier reflects summation of qualifiers added during automated data review and any qualifiers added manually for categories not assessed by automated data review

Sample Qualification Report with Reason Codes (All Results sorted by Client Sample ID)

Client Sample ID : FWGLL1mw-078C-0535-GW **Lab Report Batch :** A7J090101 **Lab ID :** STLCAN

Sample Date : 10/08/2007 **Analysis Type: RE** **Sample Matrix :** AQ

Lab Sample ID: A7J090101003

Reviewed By / Date : Heather Audley 12/7/07 **Approved By / Date :**

Analyte Name	Result	Uncertainty / Error	Result Units	Lab Qual	Rep Res	Overall Qual*	Temp	HT	MB	LCS	MS	Lab Dup	Surr	Rep Limit	Moist Tot/Dis	Field QC	Tune	IC	ICV	CV / CCV	Reason Codes
Analysis Method : 8270C						**Dilution: 1**															
Pentachlorophenol	5.0		ug/L	U	YES																
Phenanthrene	0.20		ug/L	U	YES																
Phenol	1.0		ug/L	U	YES																
Pyrene	0.20		ug/L	U	YES																

* Overall result qualifier reflects summation of qualifiers added during automated data review and any qualifiers added manually for categories not assessed by automated data review

Sample Qualification Report with Reason Codes (All Results sorted by Client Sample ID)

Client Sample ID : FWGLL1mw-078C-0535-GW **Lab Report Batch :** A7J090101 **Lab ID :** STLCAN

Sample Date : 10/08/2007 **Analysis Type: RES** **Sample Matrix :** AQ

Lab Sample ID: A7J090101003

Reviewed By / Date : Heather Melby 12/7/07 **Approved By / Date :**

Analyte Name	Result	Uncertainty / Error	Result Units	Lab Qual	Rep Res	Overall Qual*	Temp	HT	MB	LCS	MS	Lab Dup	Surr	Rep Limit	Moist Tot/Dis	Field QC	Tune	IC	ICV	CV / CCV	Reason Codes
Analysis Method : 353.2 Modified						**Dilution: 1**															
Nitrocellulose	0.50		mg/L	U	YES	UJ					UJ										I
Analysis Method : 8081A						**Dilution: 1**															
4,4'-DDD	0.030		ug/L	U	YES																
4,4'-DDE	0.030		ug/L	U	YES																
4,4'-DDT	0.030		ug/L	U	YES																
Aldrin	0.030		ug/L	U	YES																
alpha-BHC	0.030		ug/L	U	YES																
alpha-Chordane	0.030		ug/L	U	YES																
beta-BHC	0.030		ug/L	U	YES																
delta-BHC	0.030		ug/L	U	YES																
Dieldrin	0.030		ug/L	U	YES																
Endosulfan I	0.025		ug/L	U	YES																
Endosulfan II	0.025		ug/L	U	YES																
Endosulfan sulfate	0.030		ug/L	U	YES																
Endrin	0.030		ug/L	U	YES																
Endrin aldehyde	0.030		ug/L	U	YES																
Endrin ketone	0.030		ug/L	U	YES																
gamma-BHC	0.030		ug/L	U	YES																
gamma-Chlordane	0.030		ug/L	U	YES																
Heptachlor	0.030		ug/L	U	YES																
Heptachlor epoxide	0.030		ug/L	U	YES																
Methoxychlor	0.10		ug/L	U	YES																
Toxaphene	2.0		ug/L	U	YES																
Analysis Method : 8082						**Dilution: 1**															
Aroclor 1016	0.50		ug/L	U	YES	UJ							UJ								G-
Aroclor 1221	0.50		ug/L	U	YES	UJ							UJ								G-
Aroclor 1232	0.50		ug/L	U	YES	UJ							UJ								G-
Aroclor 1242	0.50		ug/L	U	YES	UJ							UJ								G-
Aroclor 1248	0.50		ug/L	U	YES	UJ							UJ								G-
Aroclor 1254	0.50		ug/L	U	YES	UJ							UJ								G-
Aroclor 1260	0.50		ug/L	U	YES	UJ							UJ								G-
Analysis Method : 8260B						**Dilution: 1**															

* Overall result qualifier reflects summation of qualifiers added during automated data review and any qualifiers added manually for categories not assessed by automated data review

Sample Qualification Report with Reason Codes (All Results sorted by Client Sample ID)

Client Sample ID : FWGLL1mw-078C-0535-GW **Lab Report Batch :** A7J090101 **Lab ID :** STLCAN

Sample Date : 10/08/2007 **Analysis Type: RES** **Sample Matrix :** AQ

Lab Sample ID: A7J090101003

Reviewed By / Date : Heather Hulley 12/7/07 **Approved By / Date :**

Analyte Name	Result	Uncertainty / Error	Result Units	Lab Qual	Rep Res	Overall Qual*	Temp	HT	MB	LCS	MS	Lab Dup	Surr	Rep Limit	Moist Tot/Dis	Field QC	Tune	IC	ICV	CV / CCV	Reason Codes
Analysis Method : 8260B						**Dilution: 1**															
1,1,1-Trichloroethane	1.0		ug/L	U	YES																
1,1,2,2-Tetrachloroethane	1.0		ug/L	U	YES																
1,1,2-Trichloroethane	1.0		ug/L	U	YES																
1,1-Dichloroethane	1.0		ug/L	U	YES																
1,1-Dichloroethene	1.0		ug/L	U	YES																
1,2-Dibromoethane	1.0		ug/L	U	YES																
1,2-Dichloroethane	1.0		ug/L	U	YES																
1,2-Dichloroethene (total)	1.0		ug/L	U	YES																
1,2-Dichloropropane	1.0		ug/L	U	YES																
2-Butanone	10		ug/L	U	YES																
2-Hexanone	10		ug/L	U	YES																
4-Methyl-2-pentanone	10		ug/L	U	YES																
Acetone	10		ug/L	U	YES																
Benzene	1.0		ug/L	U	YES																
Bromochloromethane	1.0		ug/L	U	YES																
Bromodichloromethane	1.0		ug/L	U	YES																
Bromoform	1.0		ug/L	U	YES																
Bromomethane	1.0		ug/L	U	YES																
Carbon disulfide	1.0		ug/L	U	YES																
Carbon tetrachloride	1.0		ug/L	U	YES																
Chlorobenzene	1.0		ug/L	U	YES																
Chloroethane	1.0		ug/L	U	YES																
Chloroform	1.0		ug/L	U	YES																
Chloromethane	1.0		ug/L	U	YES																
cis-1,2-Dichloroethene	1.0		ug/L	U	YES																
cis-1,3-Dichloropropene	1.0		ug/L	U	YES																
Dibromochloromethane	1.0		ug/L	U	YES																
Ethylbenzene	1.0		ug/L	U	YES																
M&P-XYLENES	2.0		ug/L	U	YES																
Methylene chloride	2.0		ug/L	U	YES																
o-Xylene	1.0		ug/L	U	YES																

* Overall result qualifier reflects summation of qualifiers added during automated data review and any qualifiers added manually for categories not assessed by automated data review

Sample Qualification Report with Reason Codes (All Results sorted by Client Sample ID)

Client Sample ID : FWGLL1mw-078C-0535-GW **Lab Report Batch :** A7J090101 **Lab ID :** STLCAN

Sample Date : 10/08/2007 **Analysis Type: RES** **Sample Matrix :** AQ

Lab Sample ID: A7J090101003

Reviewed By / Date : Heather Reilly 12/7/07 **Approved By / Date :**

Analyte Name	Result	Uncertainty / Error	Result Units	Lab Qual	Rep Res	Overall Qual*	Temp	HT	MB	LCS	MS	Lab Dup	Surr	Rep Limit	Moist Tot/Dis	Field QC	Tune	IC	ICV	CV / CCV	Reason Codes
Analysis Method : 8260B						**Dilution: 1**															
Styrene	1.0		ug/L	U	YES																
Tetrachloroethene	1.0		ug/L	U	YES																
Toluene	1.0		ug/L	U	YES																
TOTAL XYLENES	2.0		ug/L	U	YES																
trans-1,2-Dichloroethene	1.0		ug/L	U	YES																
trans-1,3-Dichloropropene	1.0		ug/L	U	YES																
Trichloroethene	1.0		ug/L	U	YES																
Vinyl chloride	1.0		ug/L	U	YES																
Analysis Method : 8330						**Dilution: 1**															
1,3,5-Trinitrobenzene	0.10		ug/L	U	YES																
1,3-Dinitrobenzene	0.10		ug/L	U	YES																
2,4,6-TNT	0.10		ug/L	U	YES																
2,4-Dinitrotoluene	0.10		ug/L	U	YES																
2,6-Dinitrotoluene	0.10		ug/L	U	YES																
2-Amino-4,6-dinitrotoluene	0.10		ug/L	U	YES																
2-Nitrotoluene	0.50		ug/L	U	YES																
3-Nitrotoluene	0.50		ug/L	U	YES																
4-Amino-2,6-Dinitrotoluene	0.10		ug/L	U	YES																
4-Nitrotoluene	0.50		ug/L	U	YES																
HMX	0.10		ug/L	U	YES																
Nitrobenzene	0.10		ug/L	U	YES																
NITROGLYCERINE	0.65		ug/L	U	YES																
Pentaerythritol Tetranitrate (PETN)	0.65		ug/L	U	YES																
RDX	0.10		ug/L	U	YES																
TETRYL	0.10		ug/L	U	YES																
Analysis Method : 9012A						**Dilution: 1**															
Cyanide	0.010		mg/L	U	YES	R															Pj-
Analysis Method : SW8330 Modified						**Dilution: 1**															
Nitroguanidine	20		ug/L	U	YES																

* Overall result qualifier reflects summation of qualifiers added during automated data review and any qualifiers added manually for categories not assessed by automated data review

Sample Qualification Report with Reason Codes (All Results sorted by Client Sample ID)

Client Sample ID : FWGLL1mw-083C-0537-GF **Lab Report Batch :** A7J090101 **Lab ID :** STLCAN

Sample Date : 10/08/2007 **Analysis Type: RES** **Sample Matrix :** AQ

Lab Sample ID: A7J090101002

Reviewed By / Date : Heather Medley 12/7/07 **Approved By / Date :**

Analyte Name	Result	Uncertainty / Error	Result Units	Lab Qual	Rep Res	Overall Qual*	Temp	HT	MB	LCS	MS	Lab Dup	Surr	Rep Limit	Moist Tot/Dis	Field QC	Tune	IC	ICV	CV / CCV	Reason Codes
Analysis Method : 6860						**Dilution: 1**															
Perchlorate	0.025		ug/L	J	YES	J								J							L

* Overall result qualifier reflects summation of qualifiers added during automated data review and any qualifiers added manually for categories not assessed by automated data review

Sample Qualification Report with Reason Codes (All Results sorted by Client Sample ID)

Client Sample ID : FWGLL1mw-083C-0537-GF **Lab Report Batch :** A7J090101 **Lab ID :** STLCAN

Sample Date : 10/08/2007 **Analysis Type: RES/TOT** **Sample Matrix :** AQ

Lab Sample ID: A7J090101002

Reviewed By / Date : Heather Medley 12/13/07 **Approved By / Date :**

Analyte Name	Result	Uncertainty / Error	Result Units	Lab Qual	Rep Res	Overall Qual*	Temp	HT	MB	LCS	MS	Lab Dup	Surr	Rep Limit	Moist Tot/Dis	Field QC	Tune	IC	ICV	CV / CCV	Reason Codes
Analysis Method : 6010B						**Dilution: 1**															
Arsenic	5.0		ug/L	U	YES																
Barium	18.3		ug/L		YES																
Calcium	18800		ug/L		YES																
Chromium	5.0		ug/L	U	YES																
Cobalt	13.6		ug/L		YES																
Copper	4.6		ug/L	B	YES	J								J							L
Lead	3.0		ug/L	U	YES																
Magnesium	5070		ug/L		YES																
Manganese	765		ug/L		YES																
Nickel	43.6		ug/L		YES																
Potassium	2340		ug/L	J E	YES	J															
Selenium	5.0		ug/L	U	YES																
Silver	5.0		ug/L	U	YES																
Sodium	18500		ug/L		YES																
Vanadium	10.0		ug/L	U	YES																
Analysis Method : 6020						**Dilution: 1**															
Aluminum	989		ug/L		YES	J														J	W
Antimony	0.21		ug/L	B	YES	J						J		J							L
Beryllium	0.24		ug/L	B	YES	J								J							L 1,2
Cadmium	0.78		ug/L		YES																
Iron	90.4		ug/L		YES																
Thallium	1.0		ug/L	U	YES																
Zinc	45.8		ug/L		YES																
Analysis Method : 7470A						**Dilution: 1**															
Mercury	0.20		ug/L	U	YES																

* Overall result qualifier reflects summation of qualifiers added during automated data review and any qualifiers added manually for categories not assessed by automated data review

Sample Qualification Report with Reason Codes (All Results sorted by Client Sample ID)

Client Sample ID : FWGLL1mw-083C-0537-GW **Lab Report Batch :** A7J090101 **Lab ID :** STLCAN

Sample Date : 10/08/2007 **Analysis Type: DL** **Sample Matrix :** AQ

Lab Sample ID: A7J090101001

Reviewed By / Date : Heather McCoy 12/7/07 **Approved By / Date :**

Analyte Name	Result	Uncertainty / Error	Result Units	Lab Qual	Rep Res	Overall Qual*	Temp	HT	MB	LCS	MS	Lab Dup	Surr	Rep Limit	Moist Tot/Dis	Field QC	Tune	IC	ICV	CV / CCV	Reason Codes
Analysis Method : 8081A						**Dilution: 20**															
4,4'-DDD	0.60		ug/L	U	YES																
4,4'-DDE	0.60		ug/L	U	YES																
4,4'-DDT	0.60		ug/L	U	YES																
Aldrin	0.60		ug/L	U	YES																
alpha-BHC	0.60		ug/L	U	YES																
alpha-Chordane	0.60		ug/L	U	YES																
beta-BHC	0.60		ug/L	U	YES																
delta-BHC	0.60		ug/L	U	YES																
Dieldrin	0.60		ug/L	U	YES																
Endosulfan I	0.50		ug/L	U	YES																
Endosulfan II	0.50		ug/L	U	YES																
Endosulfan sulfate	0.60		ug/L	U	YES																
Endrin	0.60		ug/L	U	YES																
Endrin aldehyde	0.60		ug/L	U	YES																
Endrin ketone	0.60		ug/L	U	YES																
gamma-BHC	0.60		ug/L	U	YES																
gamma-Chlordane	0.60		ug/L	U	YES																
Heptachlor	0.60		ug/L	U	YES																
Heptachlor epoxide	0.60		ug/L	U	YES																
Methoxychlor	2.0		ug/L	U	YES																
Toxaphene	40		ug/L	U	YES																
Analysis Method : 8330						**Dilution: 10.12**															
1,3,5-Trinitrobenzene	9.2		ug/L		YES	J					J		J								G, H
1,3-Dinitrobenzene	1.0		ug/L	U	YES	R					UJ		R								G-,H-
2,4,6-TNT	9.2		ug/L		YES	J					J		J								
2,4-Dinitrotoluene	5.2		ug/L		YES	J					J		J								
2,6-Dinitrotoluene	2.2		ug/L		YES	J					J		J								
2-Amino-4,6-dinitrotoluene	22		ug/L		YES	J					J		J								
2-Nitrotoluene	5.1		ug/L	U	YES	R					UJ		R								G-,H-
3-Nitrotoluene	5.1		ug/L	U	YES	R					UJ		R								G-,H-
4-Amino-2,6-Dinitrotoluene	24		ug/L		YES	J					J		J								

12/7/07

* Overall result qualifier reflects summation of qualifiers added during automated data review and any qualifiers added manually for categories not assessed by automated data review

Sample Qualification Report with Reason Codes (All Results sorted by Client Sample ID)

Client Sample ID : FWGLL1mw-083C-0537-GW **Lab Report Batch :** A7J090101 **Lab ID :** STLCAN

Sample Date : 10/08/2007 **Analysis Type: DL** **Sample Matrix :** AQ

Lab Sample ID: A7J090101001

Reviewed By / Date : Heather Melley 12/7/07 **Approved By / Date :**

Analyte Name	Result	Uncertainty / Error	Result Units	Lab Qual	Rep Res	Overall Qual*	Temp	HT	MB	LCS	MS	Lab Dup	Surr	Rep Limit	Moist Tot/Dis	Field QC	Tune	IC	ICV	CV / CCV	Reason Codes
Analysis Method : 8330						**Dilution: 10.12**															
4-Nitrotoluene	5.1		ug/L	U	YES	R					UJ		R								G-,H-
HMX	1.0		ug/L	U	YES	R					UJ		R								G-,H-
Nitrobenzene	1.0		ug/L	U	YES	R					UJ		R								G-,H-
NITROGLYCERINE	6.6		ug/L	U	YES	R					UJ		R								G-,H-
Pentaerythritol Tetranitrate (PETN)	6.6		ug/L	U	YES	R					UJ		R								G-,H-
RDX	0.56		ug/L	J	YES	J					J		J	J							L, b, H
TETRYL	1.0		ug/L	U	YES	R					UJ		R								G-,H-

* Overall result qualifier reflects summation of qualifiers added during automated data review and any qualifiers added manually for categories not assessed by automated data review

Sample Qualification Report with Reason Codes (All Results sorted by Client Sample ID)

Client Sample ID : FWGLL1mw-083C-0537-GW **Lab Report Batch :** A7J090101 **Lab ID :** STLCAN

Sample Date : 10/08/2007 **Analysis Type: RE** **Sample Matrix :** AQ

Lab Sample ID: A7J090101001

Reviewed By / Date : Heather Holley 12/7/07 **Approved By / Date :**

Analyte Name	Result	Uncertainty / Error	Result Units	Lab Qual	Rep Res	Overall Qual*	Temp	HT	MB	LCS	MS	Lab Dup	Surr	Rep Limit	Moist Tot/Dis	Field QC	Tune	IC	ICV	CV / CCV	Reason Codes
Analysis Method : 8270C						**Dilution: 1**															
1,2,4-Trichlorobenzene	1.0		ug/L	U	YES																
1,2-Dichlorobenzene	1.0		ug/L	U	YES																
1,3-Dichlorobenzene	1.0		ug/L	U	YES																
1,4-Dichlorobenzene	1.0		ug/L	U	YES																
2,2-OXYBIS (1-CHLOROPROPANE)	1.0		ug/L	U	YES																
2,4,5-Trichlorophenol	5.0		ug/L	U	YES																
2,4,6-Trichlorophenol	5.0		ug/L	U	YES																
2,4-Dichlorophenol	2.0		ug/L	U	YES																
2,4-Dimethylphenol	2.0		ug/L	U	YES																
2,4-Dinitrophenol	5.0		ug/L	U	YES																
2,4-Dinitrotoluene	3.6		ug/L	J	YES	J								J							L
2,6-Dinitrotoluene	1.6		ug/L	J	YES	J								J							L
2-Chloronaphthalene	1.0		ug/L	U	YES																
2-Chlorophenol	1.0		ug/L	U	YES																
2-Methylnaphthalene	0.20		ug/L	U	YES																
2-Methylphenol	1.0		ug/L	U	YES																
2-Nitroaniline	2.0		ug/L	U	YES																
2-Nitrophenol	2.0		ug/L	U	YES																
3,3'-Dichlorobenzidine	5.0		ug/L	U	YES																
3-Nitroaniline	2.0		ug/L	U	YES																
4,6-Dinitro-2-methylphenol	5.0		ug/L	U	YES																
4-Bromophenyl phenyl ether	2.0		ug/L	U	YES																
4-Chloro-3-methylphenol	2.0		ug/L	U	YES																
4-Chloroaniline	2.0		ug/L	U	YES																
4-Chlorophenyl phenyl ether	2.0		ug/L	U	YES																
4-Methylphenol	1.0		ug/L	U	YES																
4-Nitroanaline	2.0		ug/L	U	YES																
4-Nitrophenol	5.0		ug/L	U	YES																
Acenaphthene	0.20		ug/L	U	YES																
Acenaphthylene	0.20		ug/L	U	YES																
Anthracene	0.20		ug/L	U	YES																

* Overall result qualifier reflects summation of qualifiers added during automated data review and any qualifiers added manually for categories not assessed by automated data review

Sample Qualification Report with Reason Codes (All Results sorted by Client Sample ID)

Client Sample ID : FWGLL1mw-083C-0537-GW **Lab Report Batch :** A7J090101 **Lab ID :** STLCAN

Sample Date : 10/08/2007 **Analysis Type: RE** **Sample Matrix :** AQ

Lab Sample ID: A7J090101001

Reviewed By / Date : Heather Medley 12/7/07 **Approved By / Date :**

Analyte Name	Result	Uncertainty / Error	Result Units	Lab Qual	Rep Res	Overall Qual*	Temp	HT	MB	LCS	MS	Lab Dup	Surr	Rep Limit	Moist Tot/Dis	Field QC	Tune	IC	ICV	CV / CCV	Reason Codes
Analysis Method : 8270C						**Dilution: 1**															
Benzo(a)anthracene	0.20		ug/L	U	YES																
Benzo(a)pyrene	0.20		ug/L	U	YES																
Benzo(b)fluoranthene	0.20		ug/L	U	YES																
BENZO(G,H,I)PERYLENE	0.20		ug/L	U	YES																
Benzo(k)fluoranthene	0.20		ug/L	U	YES																
Benzoic acid	10		ug/L	U	YES	R				R	UJ										I,J-,H-
Benzyl alcohol	5.0		ug/L	U	YES																
bis(2-Chloroethoxy)methane	1.0		ug/L	U	YES																
bis(2-Chloroethyl) ether	1.0		ug/L	U	YES																
bis(2-Ethylhexyl) phthalate	1.7		ug/L	J B	YES	BUJ			U					J							L
Butylbenzyl Phthalate	1.0		ug/L	U	YES																
Carbazole	1.0		ug/L	U	YES																
Chrysene	0.20		ug/L	U	YES																
dibenzo(a,h)anthracene	0.20		ug/L	U	YES																
Dibenzofuran	1.0		ug/L	U	YES																
Diethyl phthalate	1.0		ug/L	U	YES																
Dimethyl phthalate	1.0		ug/L	U	YES																
Di-n-butyl phthalate	1.0		ug/L	U	YES																
Di-n-octyl phthalate	1.0		ug/L	U	YES																
Fluoranthene	0.20		ug/L	U	YES																
Fluorene	0.20		ug/L	U	YES																
Hexachlorobenzene	0.20		ug/L	U	YES																
Hexachlorobutadiene	1.0		ug/L	U	YES																
Hexachlorocyclopentadiene	10		ug/L	U	YES	R				R	UJ										I,J-,H-
Hexachloroethane	1.0		ug/L	U	YES																
Indeno(1,2,3-cd)pyrene	0.20		ug/L	U	YES																
Isophorone	1.0		ug/L	U	YES																
Naphthalene	0.20		ug/L	U	YES																
Nitrobenzene	1.0		ug/L	U	YES																
N-nitroso-di-n-propylamine	1.0		ug/L	U	YES																
N-Nitrosodiphenylamine	1.0		ug/L	U	YES																

* Overall result qualifier reflects summation of qualifiers added during automated data review and any qualifiers added manually for categories not assessed by automated data review

Sample Qualification Report with Reason Codes (All Results sorted by Client Sample ID)

Client Sample ID : FWGLL1mw-083C-0537-GW **Lab Report Batch :** A7J090101 **Lab ID :** STLCAN

Sample Date : 10/08/2007 **Analysis Type: RE** **Sample Matrix :** AQ

Lab Sample ID: A7J090101001

Reviewed By / Date : Heather Priddy 12/7/07 **Approved By / Date :**

Analyte Name	Result	Uncertainty / Error	Result Units	Lab Qual	Rep Res	Overall Qual*	Temp	HT	MB	LCS	MS	Lab Dup	Surr	Rep Limit	Moist Tot/Dis	Field QC	Tune	IC	ICV	CV / CCV	Reason Codes
Analysis Method : 8270C						**Dilution: 1**															
Pentachlorophenol	5.0		ug/L	U	YES																
Phenanthrene	0.20		ug/L	U	YES																
Phenol	1.0		ug/L	U	YES																
Pyrene	0.20		ug/L	U	YES																

* Overall result qualifier reflects summation of qualifiers added during automated data review and any qualifiers added manually for categories not assessed by automated data review

Sample Qualification Report with Reason Codes (All Results sorted by Client Sample ID)

Client Sample ID : FWGLL1mw-083C-0537-GW **Lab Report Batch :** A7J090101 **Lab ID :** STLCAN

Sample Date : 10/08/2007 **Analysis Type: RES** **Sample Matrix :** AQ

Lab Sample ID: A7J090101001

Reviewed By / Date : Heather Medley 12/7/07 **Approved By / Date :**

Analyte Name	Result	Uncertainty / Error	Result Units	Lab Qual	Rep Res	Overall Qual*	Temp	HT	MB	LCS	MS	Lab Dup	Surr	Rep Limit	Moist Tot/Dis	Field QC	Tune	IC	ICV	CV / CCV	Reason Codes
Analysis Method : 353.2 Modified						**Dilution: 1**															
Nitrocellulose	0.50		mg/L	U	YES	UJ					UJ										I
Analysis Method : 8082						**Dilution: 1**															
Aroclor 1016	0.50		ug/L	U	YES																
Aroclor 1221	0.50		ug/L	U	YES																
Aroclor 1232	0.50		ug/L	U	YES																
Aroclor 1242	0.50		ug/L	U	YES																
Aroclor 1248	0.50		ug/L	U	YES																
Aroclor 1254	0.50		ug/L	U	YES																
Aroclor 1260	0.50		ug/L	U	YES																
Analysis Method : 8260B						**Dilution: 1**															
1,1,1-Trichloroethane	1.0		ug/L	U	YES																
1,1,2,2-Tetrachloroethane	1.0		ug/L	U	YES																
1,1,2-Trichloroethane	1.0		ug/L	U	YES																
1,1-Dichloroethane	1.0		ug/L	U	YES																
1,1-Dichloroethene	1.0		ug/L	U	YES																
1,2-Dibromoethane	1.0		ug/L	U	YES																
1,2-Dichloroethane	1.0		ug/L	U	YES																
1,2-Dichloroethene (total)	1.0		ug/L	U	YES																
1,2-Dichloropropane	1.0		ug/L	U	YES																
2-Butanone	10		ug/L	U	YES																
2-Hexanone	10		ug/L	U	YES																
4-Methyl-2-pentanone	10		ug/L	U	YES																
Acetone	10		ug/L	U	YES																
Benzene	1.0		ug/L	U	YES																
Bromochloromethane	1.0		ug/L	U	YES																
Bromodichloromethane	1.0		ug/L	U	YES																
Bromoform	1.0		ug/L	U	YES																
Bromomethane	1.0		ug/L	U	YES																
Carbon disulfide	1.0		ug/L	U	YES																
Carbon tetrachloride	1.0		ug/L	U	YES																
Chlorobenzene	1.0		ug/L	U	YES																
Chloroethane	1.0		ug/L	U	YES																

* Overall result qualifier reflects summation of qualifiers added during automated data review and any qualifiers added manually for categories not assessed by automated data review

Sample Qualification Report with Reason Codes (All Results sorted by Client Sample ID)

Client Sample ID : FWGLL1mw-083C-0537-GW **Lab Report Batch :** A7J090101 **Lab ID :** STLCAN

Sample Date : 10/08/2007 **Analysis Type: RES** **Sample Matrix :** AQ

Lab Sample ID: A7J090101001

Reviewed By / Date : Heather Hedley 12/7/07 **Approved By / Date :**

Analyte Name	Result	Uncertainty / Error	Result Units	Lab Qual	Rep Res	Overall Qual*	Temp	HT	MB	LCS	MS	Lab Dup	Surr	Rep Limit	Moist Tot/Dis	Field QC	Tune	IC	ICV	CV / CCV	Reason Codes
Analysis Method : 8260B						**Dilution: 1**															
Chloroform	1.0		ug/L	U	YES																
Chloromethane	1.0		ug/L	U	YES																
cis-1,2-Dichloroethene	1.0		ug/L	U	YES																
cis-1,3-Dichloropropene	1.0		ug/L	U	YES																
Dibromochloromethane	1.0		ug/L	U	YES																
Ethylbenzene	1.0		ug/L	U	YES																
M&P-XYLENES	2.0		ug/L	U	YES																
Methylene chloride	2.0		ug/L	U	YES																
o-Xylene	1.0		ug/L	U	YES																
Styrene	1.0		ug/L	U	YES																
Tetrachloroethene	1.0		ug/L	U	YES																
Toluene	1.0		ug/L	U	YES																
TOTAL XYLENES	2.0		ug/L	U	YES																
trans-1,2-Dichloroethene	1.0		ug/L	U	YES																
trans-1,3-Dichloropropene	1.0		ug/L	U	YES																
Trichloroethene	1.0		ug/L	U	YES																
Vinyl chloride	1.0		ug/L	U	YES																
Analysis Method : 9012A						**Dilution: 1**															
Cyanide	0.010		mg/L	U	YES	R															Pj-
Analysis Method : SW8330 Modified						**Dilution: 1**															
Nitroguanidine	20		ug/L	U	YES																

* Overall result qualifier reflects summation of qualifiers added during automated data review and any qualifiers added manually for categories not assessed by automated data review

Sample Qualification Report with Reason Codes (All Results sorted by Client Sample ID)

Client Sample ID : FWGLL2mw-059C-0538-GF
Lab Report Batch : A7J090101
Lab ID : STLCAN
Sample Date : 10/08/2007
Analysis Type: RES
Sample Matrix : AQ
Lab Sample ID: A7J090101007

Reviewed By / Date : Heather Medley 12/7/07

Approved By / Date :

Analyte Name	Result	Uncertainty / Error	Result Units	Lab Qual	Rep Res	Overall Qual*	Temp	HT	MB	LCS	MS	Lab Dup	Surr	Rep Limit	Moist Tot/Dis	Field QC	Tune	IC	ICV	CV / CCV	Reason Codes
Analysis Method : 6860						**Dilution: 1**															
Perchlorate	0.012		ug/L	J	YES	J								J							L

* Overall result qualifier reflects summation of qualifiers added during automated data review and any qualifiers added manually for categories not assessed by automated data review

Sample Qualification Report with Reason Codes (All Results sorted by Client Sample ID)

Client Sample ID : FWGLL2mw-059C-0538-GF **Lab Report Batch :** A7J090101 **Lab ID :** STLCAN

Sample Date : 10/08/2007 **Analysis Type: RES/TOT** **Sample Matrix :** AQ

Lab Sample ID: A7J090101007

Reviewed By / Date : Heather Kelley 12/13/07 **Approved By / Date :**

Analyte Name	Result	Uncertainty / Error	Result Units	Lab Qual	Rep Res	Overall Qual*	Temp	HT	MB	LCS	MS	Lab Dup	Surr	Rep Limit	Moist Tot/Dis	Field QC	Tune	IC	ICV	CV / CCV	Reason Codes
Analysis Method : 6010B						**Dilution: 1**															
Arsenic	5.0		ug/L	U	YES																
Barium	5.4		ug/L	B	YES	J								J							L
Calcium	23400		ug/L		YES																
Chromium	5.0		ug/L	U	YES																
Cobalt	5.0		ug/L	U	YES																
Copper	5.0		ug/L	U	YES																
Lead	3.0		ug/L	U	YES																
Magnesium	8960		ug/L		YES																
Manganese	136		ug/L		YES																
Nickel	5.9		ug/L	B	YES	J								J							L
Potassium	748		ug/L	B J	YES	J								J							L
Selenium	5.0		ug/L	U	YES																
Silver	5.0		ug/L	U	YES																
Sodium	4820		ug/L		YES																
Vanadium	10.0		ug/L	U	YES																
Analysis Method : 6020						**Dilution: 1**															
Aluminum	10.7		ug/L	B	YES	J								J						J	L
Antimony	2.0		ug/L	U	YES																
Beryllium	1.0		ug/L	U	YES																
Cadmium	0.50		ug/L	U	YES																
Iron	71.7		ug/L		YES																
Thallium	1.0		ug/L	U	YES																
Zinc	6.8		ug/L	B	YES	J								J							L
Analysis Method : 7470A						**Dilution: 1**															
Mercury	0.20		ug/L	U	YES																

* Overall result qualifier reflects summation of qualifiers added during automated data review and any qualifiers added manually for categories not assessed by automated data review

Sample Qualification Report with Reason Codes (All Results sorted by Client Sample ID)

Client Sample ID : FWGLL2mw-059C-0538-GW **Lab Report Batch :** A7J090101 **Lab ID :** STLCAN

Sample Date : 10/08/2007 **Analysis Type: DL** **Sample Matrix :** AQ

Lab Sample ID: A7J090101006

Reviewed By / Date : Heather Shelley 12/7/07 **Approved By / Date :**

Analyte Name	Result	Uncertainty / Error	Result Units	Lab Qual	Rep Res	Overall Qual*	Temp	HT	MB	LCS	MS	Lab Dup	Surr	Rep Limit	Moist Tot/Dis	Field QC	Tune	IC	ICV	CV / CCV	Reason Codes
Analysis Method : 8330						**Dilution: 1.12**															
1,3,5-Trinitrobenzene	4.1		ug/L		YES																
1,3-Dinitrobenzene	0.15		ug/L		YES																
2,4,6-TNT	0.080		ug/L	J	YES	J								J							L
2,4-Dinitrotoluene	0.86		ug/L		YES																
2,6-Dinitrotoluene	0.11		ug/L	U	YES																
2-Amino-4,6-dinitrotoluene	1.0		ug/L		YES																
2-Nitrotoluene	0.56		ug/L	U	YES																
3-Nitrotoluene	0.56		ug/L	U	YES																
4-Amino-2,6-Dinitrotoluene	0.97		ug/L		YES																
4-Nitrotoluene	0.56		ug/L	U	YES																
HMX	0.14		ug/L	PG	YES	J															R
Nitrobenzene	0.11		ug/L	U	YES																
NITROGLYCERINE	0.73		ug/L	U	YES																
Pentaerythritol Tetranitrate (PETN)	0.73		ug/L	U	YES																
RDX	0.11		ug/L	U	YES																
TETRYL	0.11		ug/L	U	YES																

* Overall result qualifier reflects summation of qualifiers added during automated data review and any qualifiers added manually for categories not assessed by automated data review

Sample Qualification Report with Reason Codes (All Results sorted by Client Sample ID)

Client Sample ID : FWGLL2mw-059C-0538-GW **Lab Report Batch :** A7J090101 **Lab ID :** STLCAN

Sample Date : 10/08/2007 **Analysis Type: RE** **Sample Matrix :** AQ

Lab Sample ID: A7J090101006

Reviewed By / Date : Deanne Medley 12/7/07 **Approved By / Date :**

Analyte Name	Result	Uncertainty / Error	Result Units	Lab Qual	Rep Res	Overall Qual*	Temp	HT	MB	LCS	MS	Lab Dup	Surr	Rep Limit	Moist Tot/Dis	Field QC	Tune	IC	ICV	CV / CCV	Reason Codes
Analysis Method : 8270C						**Dilution: 1**															
1,2,4-Trichlorobenzene	1.0		ug/L	U	YES																
1,2-Dichlorobenzene	1.0		ug/L	U	YES																
1,3-Dichlorobenzene	1.0		ug/L	U	YES																
1,4-Dichlorobenzene	1.0		ug/L	U	YES																
2,2-OXYBIS (1-CHLOROPROPANE)	1.0		ug/L	U	YES																
2,4,5-Trichlorophenol	5.0		ug/L	U	YES																
2,4,6-Trichlorophenol	5.0		ug/L	U	YES																
2,4-Dichlorophenol	2.0		ug/L	U	YES																
2,4-Dimethylphenol	2.0		ug/L	U	YES																
2,4-Dinitrophenol	5.0		ug/L	U	YES																
2,4-Dinitrotoluene	0.64		ug/L	J	YES	J								J							L
2,6-Dinitrotoluene	5.0		ug/L	U	YES																
2-Chloronaphthalene	1.0		ug/L	U	YES																
2-Chlorophenol	1.0		ug/L	U	YES																
2-Methylnaphthalene	0.20		ug/L	U	YES																
2-Methylphenol	1.0		ug/L	U	YES																
2-Nitroaniline	2.0		ug/L	U	YES																
2-Nitrophenol	2.0		ug/L	U	YES																
3,3'-Dichlorobenzidine	5.0		ug/L	U	YES																
3-Nitroaniline	2.0		ug/L	U	YES																
4,6-Dinitro-2-methylphenol	5.0		ug/L	U	YES																
4-Bromophenyl phenyl ether	2.0		ug/L	U	YES																
4-Chloro-3-methylphenol	2.0		ug/L	U	YES																
4-Chloroaniline	2.0		ug/L	U	YES																
4-Chlorophenyl phenyl ether	2.0		ug/L	U	YES																
4-Methylphenol	1.0		ug/L	U	YES																
4-Nitroanaline	2.0		ug/L	U	YES																
4-Nitrophenol	5.0		ug/L	U	YES																
Acenaphthene	0.20		ug/L	U	YES																
Acenaphthylene	0.20		ug/L	U	YES																
Anthracene	0.20		ug/L	U	YES																

* Overall result qualifier reflects summation of qualifiers added during automated data review and any qualifiers added manually for categories not assessed by automated data review

Sample Qualification Report with Reason Codes (All Results sorted by Client Sample ID)

Client Sample ID : FWGLL2mw-059C-0538-GW **Lab Report Batch :** A7J090101 **Lab ID :** STLCAN

Sample Date : 10/08/2007 **Analysis Type: RE** **Sample Matrix :** AQ

Lab Sample ID: A7J090101006

Reviewed By / Date : [signature] 12/4/07 **Approved By / Date :**

Analyte Name	Result	Uncertainty / Error	Result Units	Lab Qual	Rep Res	Overall Qual*	Temp	HT	MB	LCS	MS	Lab Dup	Surr	Rep Limit	Moist Tot/Dis	Field QC	Tune	IC	ICV	CV / CCV	Reason Codes
Analysis Method : 8270C						**Dilution: 1**															
Benzo(a)anthracene	0.20		ug/L	U	YES																
Benzo(a)pyrene	0.20		ug/L	U	YES																
Benzo(b)fluoranthene	0.20		ug/L	U	YES																
BENZO(G,H,I)PERYLENE	0.20		ug/L	U	YES																
Benzo(k)fluoranthene	0.20		ug/L	U	YES																
Benzoic acid	10		ug/L	U	YES	R				R											J-
Benzyl alcohol	5.0		ug/L	U	YES																
bis(2-Chloroethoxy)methane	1.0		ug/L	U	YES																
bis(2-Chloroethyl) ether	1.0		ug/L	U	YES																
bis(2-Ethylhexyl) phthalate	1.7		ug/L	J B	YES	BJ			U					J							L, F
Butylbenzyl Phthalate	1.0		ug/L	U	YES																
Carbazole	1.0		ug/L	U	YES																
Chrysene	0.20		ug/L	U	YES																
dibenzo(a,h)anthracene	0.20		ug/L	U	YES																
Dibenzofuran	1.0		ug/L	U	YES																
Diethyl phthalate	1.0		ug/L	U	YES																
Dimethyl phthalate	1.0		ug/L	U	YES																
Di-n-butyl phthalate	1.0		ug/L	U	YES																
Di-n-octyl phthalate	1.0		ug/L	U	YES																
Fluoranthene	0.20		ug/L	U	YES																
Fluorene	0.20		ug/L	U	YES																
Hexachlorobenzene	0.20		ug/L	U	YES																
Hexachlorobutadiene	1.0		ug/L	U	YES																
Hexachlorocyclopentadiene	10		ug/L	U	YES	R				R											J-
Hexachloroethane	1.0		ug/L	U	YES																
Indeno(1,2,3-cd)pyrene	0.20		ug/L	U	YES																
Isophorone	1.0		ug/L	U	YES																
Naphthalene	0.20		ug/L	U	YES																
Nitrobenzene	1.0		ug/L	U	YES																
N-nitroso-di-n-propylamine	1.0		ug/L	U	YES																
N-Nitrosodiphenylamine	1.0		ug/L	U	YES																

* Overall result qualifier reflects summation of qualifiers added during automated data review and any qualifiers added manually for categories not assessed by automated data review

Sample Qualification Report with Reason Codes (All Results sorted by Client Sample ID)

Client Sample ID : FWGLL2mw-059C-0538-GW **Lab Report Batch :** A7J090101 **Lab ID :** STLCAN

Sample Date : 10/08/2007 **Analysis Type: RE** **Sample Matrix :** AQ

Lab Sample ID: A7J090101006

Reviewed By / Date : Heather Tilley 12/7/07 **Approved By / Date :**

Analyte Name	Result	Uncertainty / Error	Result Units	Lab Qual	Rep Res	Overall Qual*	Temp	HT	MB	LCS	MS	Lab Dup	Surr	Rep Limit	Moist Tot/Dis	Field QC	Tune	IC	ICV	CV / CCV	Reason Codes
Analysis Method : 8270C						**Dilution: 1**															
Pentachlorophenol	5.0		ug/L	U	YES																
Phenanthrene	0.20		ug/L	U	YES																
Phenol	1.0		ug/L	U	YES																
Pyrene	0.20		ug/L	U	YES																

* Overall result qualifier reflects summation of qualifiers added during automated data review and any qualifiers added manually for categories not assessed by automated data review

Sample Qualification Report with Reason Codes (All Results sorted by Client Sample ID)

Client Sample ID : FWGLL2mw-059C-0538-GW **Lab Report Batch :** A7J090101 **Lab ID :** STLCAN

Sample Date : 10/08/2007 **Analysis Type: RES** **Sample Matrix :** AQ

Lab Sample ID: A7J090101006

Reviewed By / Date : Heather Reilly 12/7/07 **Approved By / Date :**

Analyte Name	Result	Uncertainty / Error	Result Units	Lab Qual	Rep Res	Overall Qual*	Temp	HT	MB	LCS	MS	Lab Dup	Surr	Rep Limit	Moist Tot/Dis	Field QC	Tune	IC	ICV	CV / CCV	Reason Codes
Analysis Method : 353.2 Modified						**Dilution: 1**															
Nitrocellulose	0.50		mg/L	U	YES	UJ					UJ										I
Analysis Method : 8081A						**Dilution: 1**															
4,4'-DDD	0.030		ug/L	U	YES																
4,4'-DDE	0.030		ug/L	U	YES																
4,4'-DDT	0.030		ug/L	U	YES																
Aldrin	0.030		ug/L	U	YES																
alpha-BHC	0.030		ug/L	U	YES																
alpha-Chordane	0.030		ug/L	U	YES																
beta-BHC	0.021		ug/L	J	YES	J								J							L
delta-BHC	0.030		ug/L	U	YES																
Dieldrin	0.030		ug/L	U	YES																
Endosulfan I	0.025		ug/L	U	YES																
Endosulfan II	0.025		ug/L	U	YES																
Endosulfan sulfate	0.030		ug/L	U	YES																
Endrin	0.030		ug/L	U	YES																
Endrin aldehyde	0.030		ug/L	U	YES																
Endrin ketone	0.030		ug/L	U	YES																
gamma-BHC	0.030		ug/L	U	YES																
gamma-Chlordane	0.030		ug/L	U	YES																
Heptachlor	0.030		ug/L	U	YES																
Heptachlor epoxide	0.030		ug/L	U	YES																
Methoxychlor	0.10		ug/L	U	YES																
Toxaphene	2.0		ug/L	U	YES																
Analysis Method : 8082						**Dilution: 1**															
Aroclor 1016	0.50		ug/L	U	YES																
Aroclor 1221	0.50		ug/L	U	YES																
Aroclor 1232	0.50		ug/L	U	YES																
Aroclor 1242	0.50		ug/L	U	YES																
Aroclor 1248	0.50		ug/L	U	YES																
Aroclor 1254	0.50		ug/L	U	YES																
Aroclor 1260	0.50		ug/L	U	YES																
Analysis Method : 8260B						**Dilution: 1**															

* Overall result qualifier reflects summation of qualifiers added during automated data review and any qualifiers added manually for categories not assessed by automated data review

Sample Qualification Report with Reason Codes (All Results sorted by Client Sample ID)

Client Sample ID : FWGLL2mw-059C-0538-GW **Lab Report Batch :** A7J090101 **Lab ID :** STLCAN

Sample Date : 10/08/2007 **Analysis Type: RES** **Sample Matrix :** AQ

Lab Sample ID: A7J090101006

Reviewed By / Date : Heather Hedley 12/7/07 **Approved By / Date :**

Analyte Name	Result	Uncertainty / Error	Result Units	Lab Qual	Rep Res	Overall Qual*	Temp	HT	MB	LCS	MS	Lab Dup	Surr	Rep Limit	Moist Tot/Dis	Field QC	Tune	IC	ICV	CV / CCV	Reason Codes
Analysis Method : 8260B						**Dilution: 1**															
1,1,1-Trichloroethane	1.0		ug/L	U	YES																
1,1,2,2-Tetrachloroethane	1.0		ug/L	U	YES																
1,1,2-Trichloroethane	1.0		ug/L	U	YES																
1,1-Dichloroethane	1.0		ug/L	U	YES																
1,1-Dichloroethene	1.0		ug/L	U	YES																
1,2-Dibromoethane	1.0		ug/L	U	YES																
1,2-Dichloroethane	1.0		ug/L	U	YES																
1,2-Dichloroethene (total)	1.0		ug/L	U	YES																
1,2-Dichloropropane	1.0		ug/L	U	YES																
2-Butanone	10		ug/L	U	YES																
2-Hexanone	10		ug/L	U	YES																
4-Methyl-2-pentanone	10		ug/L	U	YES																
Acetone	10		ug/L	U	YES																
Benzene	1.0		ug/L	U	YES																
Bromochloromethane	1.0		ug/L	U	YES																
Bromodichloromethane	1.0		ug/L	U	YES																
Bromoform	1.0		ug/L	U	YES																
Bromomethane	1.0		ug/L	U	YES																
Carbon disulfide	1.0		ug/L	U	YES																
Carbon tetrachloride	1.0		ug/L	U	YES																
Chlorobenzene	1.0		ug/L	U	YES																
Chloroethane	1.0		ug/L	U	YES																
Chloroform	1.0		ug/L	U	YES																
Chloromethane	1.0		ug/L	U	YES																
cis-1,2-Dichloroethene	1.0		ug/L	U	YES																
cis-1,3-Dichloropropene	1.0		ug/L	U	YES																
Dibromochloromethane	1.0		ug/L	U	YES																
Ethylbenzene	1.0		ug/L	U	YES																
M&P-XYLENES	2.0		ug/L	U	YES																
Methylene chloride	2.0		ug/L	U	YES																
o-Xylene	1.0		ug/L	U	YES																

* Overall result qualifier reflects summation of qualifiers added during automated data review and any qualifiers added manually for categories not assessed by automated data review

Sample Qualification Report with Reason Codes (All Results sorted by Client Sample ID)

Client Sample ID : FWGLL2mw-059C-0538-GW **Lab Report Batch :** A7J090101 **Lab ID :** STLCAN

Sample Date : 10/08/2007 **Analysis Type: RES** **Sample Matrix :** AQ

Lab Sample ID: A7J090101006

Reviewed By / Date : Heather Medley 12/7/07 **Approved By / Date :**

Analyte Name	Result	Uncertainty / Error	Result Units	Lab Qual	Rep Res	Overall Qual*	Temp	HT	MB	LCS	MS	Lab Dup	Surr	Rep Limit	Moist Tot/Dis	Field QC	Tune	IC	ICV	CV / CCV	Reason Codes
Analysis Method : 8260B						**Dilution: 1**															
Styrene	1.0		ug/L	U	YES																
Tetrachloroethene	1.0		ug/L	U	YES																
Toluene	1.0		ug/L	U	YES																
TOTAL XYLENES	2.0		ug/L	U	YES																
trans-1,2-Dichloroethene	1.0		ug/L	U	YES																
trans-1,3-Dichloropropene	1.0		ug/L	U	YES																
Trichloroethene	1.0		ug/L	U	YES																
Vinyl chloride	1.0		ug/L	U	YES																
Analysis Method : 9012A						**Dilution: 1**															
Cyanide	0.010		mg/L	U	YES	R															Pj-
Analysis Method : SW8330 Modified						**Dilution: 1**															
Nitroguanidine	20		ug/L	U	YES																

* Overall result qualifier reflects summation of qualifiers added during automated data review and any qualifiers added manually for categories not assessed by automated data review

Sample Qualification Report with Reason Codes (All Results sorted by Client Sample ID)

Client Sample ID : FWGLL2mw-262C-0539-GF **Lab Report Batch :** A7J090101 **Lab ID :** STLCAN

Sample Date : 10/08/2007 **Analysis Type: RES** **Sample Matrix :** AQ

Lab Sample ID: A7J090101009

Reviewed By / Date : Heather Medley 12/7/07 **Approved By / Date :**

Analyte Name	Result	Uncertainty / Error	Result Units	Lab Qual	Rep Res	Overall Qual*	Temp	HT	MB	LCS	MS	Lab Dup	Surr	Rep Limit	Moist Tot/Dis	Field QC	Tune	IC	ICV	CV / CCV	Reason Codes
Analysis Method : 6860						**Dilution: 1**															
Perchlorate	0.061		ug/L	J	YES	J								J							L

* Overall result qualifier reflects summation of qualifiers added during automated data review and any qualifiers added manually for categories not assessed by automated data review

Sample Qualification Report with Reason Codes (All Results sorted by Client Sample ID)

Client Sample ID : FWGLL2mw-262C-0539-GF **Lab Report Batch :** A7J090101 **Lab ID :** STLCAN

Sample Date : 10/08/2007 **Analysis Type: RES/TOT** **Sample Matrix :** AQ

Lab Sample ID: A7J090101009

Reviewed By / Date : Heather McElroy 12/13/07 **Approved By / Date :**

Analyte Name	Result	Uncertainty / Error	Result Units	Lab Qual	Rep Res	Overall Qual*	Temp	HT	MB	LCS	MS	Lab Dup	Surr	Rep Limit	Moist Tot/Dis	Field QC	Tune	IC	ICV	CV / CCV	Reason Codes
Analysis Method : 6010B						**Dilution: 1**															
Arsenic	5.0		ug/L	U	YES																
Barium	19.4		ug/L		YES																
Calcium	55400		ug/L		YES																
Chromium	5.0		ug/L	U	YES																
Cobalt	5.0		ug/L		YES																
Copper	5.0		ug/L	U	YES																
Lead	3.0		ug/L	U	YES																
Magnesium	37800		ug/L		YES																
Manganese	922		ug/L		YES																
Nickel	23.3		ug/L		YES																
Potassium	2080		ug/L	J	YES	J															PJ
Selenium	5.0		ug/L	U	YES																
Silver	5.0		ug/L	U	YES																
Sodium	8430		ug/L		YES																
Vanadium	10.0		ug/L	U	YES																
Analysis Method : 6020						**Dilution: 1**															
Aluminum	50.0		ug/L	U	YES	UJ														UJ	W-
Antimony	2.0		ug/L	U	YES																
Beryllium	1.0		ug/L	U	YES																
Cadmium	0.50		ug/L	U	YES																
Iron	159		ug/L		YES																
Thallium	1.0		ug/L	U	YES																
Zinc	4.9		ug/L	B	YES	J								J							L
Analysis Method : 7470A						**Dilution: 1**															
Mercury	0.20		ug/L	U	YES																

* Overall result qualifier reflects summation of qualifiers added during automated data review and any qualifiers added manually for categories not assessed by automated data review

Sample Qualification Report with Reason Codes (All Results sorted by Client Sample ID)

Client Sample ID : FWGLL2mw-262C-0539-GW **Lab Report Batch :** A7J090101 **Lab ID :** STLCAN

Sample Date : 10/08/2007 **Analysis Type: DL** **Sample Matrix :** AQ

Lab Sample ID: A7J090101008

Reviewed By / Date : Heather Hadley 12/7/07 **Approved By / Date :**

Analyte Name	Result	Uncertainty / Error	Result Units	Lab Qual	Rep Res	Overall Qual*	Temp	HT	MB	LCS	MS	Lab Dup	Surr	Rep Limit	Moist Tot/Dis	Field QC	Tune	IC	ICV	CV / CCV	Reason Codes
Analysis Method : 8330						**Dilution: 1.14**															
1,3,5-Trinitrobenzene	0.11		ug/L	U	YES																
1,3-Dinitrobenzene	0.11		ug/L	U	YES																
2,4,6-TNT	0.11		ug/L	U	YES																
2,4-Dinitrotoluene	0.11		ug/L	U	YES																
2,6-Dinitrotoluene	0.11		ug/L	U	YES																
2-Amino-4,6-dinitrotoluene	0.11		ug/L	U	YES																
2-Nitrotoluene	0.57		ug/L	U	YES																
3-Nitrotoluene	0.57		ug/L	U	YES																
4-Amino-2,6-Dinitrotoluene	0.11		ug/L	U	YES																
4-Nitrotoluene	0.57		ug/L	U	YES																
HMX	0.27		ug/L	PG	YES	J															8
Nitrobenzene	0.11		ug/L	U	YES																
NITROGLYCERINE	0.74		ug/L	U	YES																
Pentaerythritol Tetranitrate (PETN)	0.74		ug/L	U	YES																
RDX	0.11		ug/L	U	YES																
TETRYL	0.11		ug/L	U	YES																

* Overall result qualifier reflects summation of qualifiers added during automated data review and any qualifiers added manually for categories not assessed by automated data review

Sample Qualification Report with Reason Codes (All Results sorted by Client Sample ID)

Client Sample ID : FWGLL2mw-262C-0539-GW **Lab Report Batch :** A7J090101 **Lab ID :** STLCAN

Sample Date : 10/08/2007 **Analysis Type: RE** **Sample Matrix :** AQ

Lab Sample ID: A7J090101008

Reviewed By / Date : Heather Reilly 12/7/07 **Approved By / Date :**

Analyte Name	Result	Uncertainty / Error	Result Units	Lab Qual	Rep Res	Overall Qual*	Temp	HT	MB	LCS	MS	Lab Dup	Surr	Rep Limit	Moist Tot/Dis	Field QC	Tune	IC	ICV	CV / CCV	Reason Codes
Analysis Method : 8270C						**Dilution: 1**															
1,2,4-Trichlorobenzene	1.0		ug/L	U	YES																
1,2-Dichlorobenzene	1.0		ug/L	U	YES																
1,3-Dichlorobenzene	1.0		ug/L	U	YES																
1,4-Dichlorobenzene	1.0		ug/L	U	YES																
2,2-OXYBIS (1-CHLOROPROPANE)	1.0		ug/L	U	YES																
2,4,5-Trichlorophenol	5.0		ug/L	U	YES																
2,4,6-Trichlorophenol	5.0		ug/L	U	YES																
2,4-Dichlorophenol	2.0		ug/L	U	YES																
2,4-Dimethylphenol	2.0		ug/L	U	YES																
2,4-Dinitrophenol	5.0		ug/L	U	YES																
2,4-Dinitrotoluene	5.0		ug/L	U	YES																
2,6-Dinitrotoluene	5.0		ug/L	U	YES																
2-Chloronaphthalene	1.0		ug/L	U	YES																
2-Chlorophenol	1.0		ug/L	U	YES																
2-Methylnaphthalene	0.20		ug/L	U	YES																
2-Methylphenol	1.0		ug/L	U	YES																
2-Nitroaniline	2.0		ug/L	U	YES																
2-Nitrophenol	2.0		ug/L	U	YES																
3,3'-Dichlorobenzidine	5.0		ug/L	U	YES																
3-Nitroaniline	2.0		ug/L	U	YES																
4,6-Dinitro-2-methylphenol	5.0		ug/L	U	YES																
4-Bromophenyl phenyl ether	2.0		ug/L	U	YES																
4-Chloro-3-methylphenol	2.0		ug/L	U	YES																
4-Chloroaniline	2.0		ug/L	U	YES																
4-Chlorophenyl phenyl ether	2.0		ug/L	U	YES																
4-Methylphenol	1.0		ug/L	U	YES																
4-Nitroanaline	2.0		ug/L	U	YES																
4-Nitrophenol	5.0		ug/L	U	YES																
Acenaphthene	0.20		ug/L	U	YES																
Acenaphthylene	0.20		ug/L	U	YES																
Anthracene	0.20		ug/L	U	YES																

* Overall result qualifier reflects summation of qualifiers added during automated data review and any qualifiers added manually for categories not assessed by automated data review

Sample Qualification Report with Reason Codes (All Results sorted by Client Sample ID)

Client Sample ID : FWGLL2mw-262C-0539-GW **Lab Report Batch :** A7J090101 **Lab ID :** STLCAN

Sample Date : 10/08/2007 **Analysis Type: RE** **Sample Matrix :** AQ

Lab Sample ID: A7J090101008

Reviewed By / Date : Heather Reilly 12/7/07 **Approved By / Date :**

Analyte Name	Result	Uncertainty / Error	Result Units	Lab Qual	Rep Res	Overall Qual*	Temp	HT	MB	LCS	MS	Lab Dup	Surr	Rep Limit	Moist Tot/Dis	Field QC	Tune	IC	ICV	CV / CCV	Reason Codes
Analysis Method : 8270C						**Dilution: 1**															
Benzo(a)anthracene	0.20		ug/L	U	YES																
Benzo(a)pyrene	0.20		ug/L	U	YES																
Benzo(b)fluoranthene	0.20		ug/L	U	YES																
BENZO(G,H,I)PERYLENE	0.20		ug/L	U	YES																
Benzo(k)fluoranthene	0.20		ug/L	U	YES																
Benzoic acid	10		ug/L	U	YES	R				R											J-
Benzyl alcohol	5.0		ug/L	U	YES																
bis(2-Chloroethoxy)methane	1.0		ug/L	U	YES																
bis(2-Chloroethyl) ether	1.0		ug/L	U	YES																
bis(2-Ethylhexyl) phthalate	1.6		ug/L	J B	YES	BUJ			U					J							L, F
Butylbenzyl Phthalate	1.0		ug/L	U	YES																
Carbazole	1.0		ug/L	U	YES																
Chrysene	0.20		ug/L	U	YES																
dibenzo(a,h)anthracene	0.20		ug/L	U	YES																
Dibenzofuran	1.0		ug/L	U	YES																
Diethyl phthalate	1.0		ug/L	U	YES																
Dimethyl phthalate	1.0		ug/L	U	YES																
Di-n-butyl phthalate	1.0		ug/L	U	YES																
Di-n-octyl phthalate	1.0		ug/L	U	YES																
Fluoranthene	0.20		ug/L	U	YES																
Fluorene	0.20		ug/L	U	YES																
Hexachlorobenzene	0.20		ug/L	U	YES																
Hexachlorobutadiene	1.0		ug/L	U	YES																
Hexachlorocyclopentadiene	10		ug/L	U	YES	R				R											J-
Hexachloroethane	1.0		ug/L	U	YES																
Indeno(1,2,3-cd)pyrene	0.20		ug/L	U	YES																
Isophorone	1.0		ug/L	U	YES																
Naphthalene	0.20		ug/L	U	YES																
Nitrobenzene	1.0		ug/L	U	YES																
N-nitroso-di-n-propylamine	1.0		ug/L	U	YES																
N-Nitrosodiphenylamine	1.0		ug/L	U	YES																

* Overall result qualifier reflects summation of qualifiers added during automated data review and any qualifiers added manually for categories not assessed by automated data review

Sample Qualification Report with Reason Codes (All Results sorted by Client Sample ID)

Client Sample ID : FWGLL2mw-262C-0539-GW **Lab Report Batch :** A7J090101 **Lab ID :** STLCAN

Sample Date : 10/08/2007 **Analysis Type: RE** **Sample Matrix :** AQ

Lab Sample ID: A7J090101008

Reviewed By / Date : Heather Hadley 12/7/07 **Approved By / Date :**

Analyte Name	Result	Uncertainty / Error	Result Units	Lab Qual	Rep Res	Overall Qual*	Temp	HT	MB	LCS	MS	Lab Dup	Surr	Rep Limit	Moist Tot/Dis	Field QC	Tune	IC	ICV	CV / CCV	Reason Codes
Analysis Method : 8270C						**Dilution: 1**															
Pentachlorophenol	5.0		ug/L	U	YES																
Phenanthrene	0.20		ug/L	U	YES																
Phenol	1.0		ug/L	U	YES																
Pyrene	0.20		ug/L	U	YES																

* Overall result qualifier reflects summation of qualifiers added during automated data review and any qualifiers added manually for categories not assessed by automated data review

Sample Qualification Report with Reason Codes (All Results sorted by Client Sample ID)

Client Sample ID : FWGLL2mw-262C-0539-GW **Lab Report Batch :** A7J090101 **Lab ID :** STLCAN

Sample Date : 10/08/2007 **Analysis Type: RES** **Sample Matrix :** AQ

Lab Sample ID: A7J090101008

Reviewed By / Date : Heather Medley 12/7/07 **Approved By / Date :**

Analyte Name	Result	Uncertainty / Error	Result Units	Lab Qual	Rep Res	Overall Qual*	Temp	HT	MB	LCS	MS	Lab Dup	Surr	Rep Limit	Moist Tot/Dis	Field QC	Tune	IC	ICV	CV / CCV	Reason Codes
Analysis Method : 353.2 Modified						**Dilution: 1**															
Nitrocellulose	0.50		mg/L	U	YES	UJ					UJ										I
Analysis Method : 8081A						**Dilution: 1**															
4,4'-DDD	0.030		ug/L	U	YES																
4,4'-DDE	0.030		ug/L	U	YES																
4,4'-DDT	0.030		ug/L	U	YES																
Aldrin	0.030		ug/L	U	YES																
alpha-BHC	0.030		ug/L	U	YES																
alpha-Chordane	0.030		ug/L	U	YES																
beta-BHC	0.011		ug/L	J	YES	J								J							L
delta-BHC	0.030		ug/L	U	YES																
Dieldrin	0.030		ug/L	U	YES																
Endosulfan I	0.025		ug/L	U	YES																
Endosulfan II	0.025		ug/L	U	YES																
Endosulfan sulfate	0.030		ug/L	U	YES																
Endrin	0.030		ug/L	U	YES																
Endrin aldehyde	0.030		ug/L	U	YES																
Endrin ketone	0.030		ug/L	U	YES																
gamma-BHC	0.030		ug/L	U	YES																
gamma-Chlordane	0.030		ug/L	U	YES																
Heptachlor	0.030		ug/L	U	YES																
Heptachlor epoxide	0.030		ug/L	U	YES																
Methoxychlor	0.10		ug/L	U	YES																
Toxaphene	2.0		ug/L	U	YES																
Analysis Method : 8082						**Dilution: 1**															
Aroclor 1016	0.50		ug/L	U	YES																
Aroclor 1221	0.50		ug/L	U	YES																
Aroclor 1232	0.50		ug/L	U	YES																
Aroclor 1242	0.50		ug/L	U	YES																
Aroclor 1248	0.50		ug/L	U	YES																
Aroclor 1254	0.50		ug/L	U	YES																
Aroclor 1260	0.50		ug/L	U	YES																
Analysis Method : 8260B						**Dilution: 1**															

* Overall result qualifier reflects summation of qualifiers added during automated data review and any qualifiers added manually for categories not assessed by automated data review

Sample Qualification Report with Reason Codes (All Results sorted by Client Sample ID)

Client Sample ID : FWGLL2mw-262C-0539-GW **Lab Report Batch :** A7J090101 **Lab ID :** STLCAN

Sample Date : 10/08/2007 **Analysis Type: RES** **Sample Matrix :** AQ

Lab Sample ID: A7J090101008

Reviewed By / Date : Heather Medley 12/7/07 **Approved By / Date :**

Analyte Name	Result	Uncertainty / Error	Result Units	Lab Qual	Rep Res	Overall Qual*	Temp	HT	MB	LCS	MS	Lab Dup	Surr	Rep Limit	Moist Tot/Dis	Field QC	Tune	IC	ICV	CV / CCV	Reason Codes
Analysis Method : 8260B						**Dilution: 1**															
1,1,1-Trichloroethane	1.0		ug/L	U	YES																
1,1,2,2-Tetrachloroethane	1.0		ug/L	U	YES																
1,1,2-Trichloroethane	1.0		ug/L	U	YES																
1,1-Dichloroethane	1.0		ug/L	U	YES																
1,1-Dichloroethene	1.0		ug/L	U	YES																
1,2-Dibromoethane	1.0		ug/L	U	YES																
1,2-Dichloroethane	1.0		ug/L	U	YES																
1,2-Dichloroethene (total)	1.0		ug/L	U	YES																
1,2-Dichloropropane	1.0		ug/L	U	YES																
2-Butanone	10		ug/L	U	YES																
2-Hexanone	10		ug/L	U	YES																
4-Methyl-2-pentanone	10		ug/L	U	YES																
Acetone	10		ug/L	U	YES																
Benzene	1.0		ug/L	U	YES																
Bromochloromethane	1.0		ug/L	U	YES																
Bromodichloromethane	1.0		ug/L	U	YES																
Bromoform	1.0		ug/L	U	YES																
Bromomethane	1.0		ug/L	U	YES																
Carbon disulfide	1.0		ug/L	U	YES																
Carbon tetrachloride	1.0		ug/L	U	YES																
Chlorobenzene	1.0		ug/L	U	YES																
Chloroethane	1.0		ug/L	U	YES																
Chloroform	1.0		ug/L	U	YES																
Chloromethane	1.0		ug/L	U	YES																
cis-1,2-Dichloroethene	1.0		ug/L	U	YES																
cis-1,3-Dichloropropene	1.0		ug/L	U	YES																
Dibromochloromethane	1.0		ug/L	U	YES																
Ethylbenzene	1.0		ug/L	U	YES																
M&P-XYLENES	2.0		ug/L	U	YES																
Methylene chloride	2.0		ug/L	U	YES																
o-Xylene	1.0		ug/L	U	YES																

* Overall result qualifier reflects summation of qualifiers added during automated data review and any qualifiers added manually for categories not assessed by automated data review

Sample Qualification Report with Reason Codes (All Results sorted by Client Sample ID)

Client Sample ID : FWGLL2mw-262C-0539-GW **Lab Report Batch :** A7J090101 **Lab ID :** STLCAN

Sample Date : 10/08/2007 **Analysis Type: RES** **Sample Matrix :** AQ

Lab Sample ID: A7J090101008

Reviewed By / Date : Heather Audley 12/7/07 **Approved By / Date :**

Analyte Name	Result	Uncertainty / Error	Result Units	Lab Qual	Rep Res	Overall Qual*	Temp	HT	MB	LCS	MS	Lab Dup	Surr	Rep Limit	Moist Tot/Dis	Field QC	Tune	IC	ICV	CV / CCV	Reason Codes
Analysis Method : 8260B						**Dilution: 1**															
Styrene	1.0		ug/L	U	YES																
Tetrachloroethene	1.0		ug/L	U	YES																
Toluene	1.0		ug/L	U	YES																
TOTAL XYLENES	2.0		ug/L	U	YES																
trans-1,2-Dichloroethene	1.0		ug/L	U	YES																
trans-1,3-Dichloropropene	1.0		ug/L	U	YES																
Trichloroethene	1.0		ug/L	U	YES																
Vinyl chloride	1.0		ug/L	U	YES																
Analysis Method : 9012A						**Dilution: 1**															
Cyanide	0.010		mg/L	U	YES	R															Pj-
Analysis Method : SW8330 Modified						**Dilution: 1**															
Nitroguanidine	20		ug/L	U	YES																

* Overall result qualifier reflects summation of qualifiers added during automated data review and any qualifiers added manually for categories not assessed by automated data review

Sample Qualification Report with Reason Codes (All Results sorted by Client Sample ID)

Client Sample ID : FWGLL2mw-263C-0540-GF **Lab Report Batch :** A7J090101 **Lab ID :** STLCAN

Sample Date : 10/08/2007 **Analysis Type: RES** **Sample Matrix :** AQ

Lab Sample ID: A7J090101011

Reviewed By / Date : Heather McCoy 12/7/07 **Approved By / Date :**

Analyte Name	Result	Uncertainty / Error	Result Units	Lab Qual	Rep Res	Overall Qual*	Temp	HT	MB	LCS	MS	Lab Dup	Surr	Rep Limit	Moist Tot/Dis	Field QC	Tune	IC	ICV	CV / CCV	Reason Codes
Analysis Method : 6860						**Dilution: 1**															
Perchlorate	0.10		ug/L	U	YES																

* Overall result qualifier reflects summation of qualifiers added during automated data review and any qualifiers added manually for categories not assessed by automated data review

Sample Qualification Report with Reason Codes (All Results sorted by Client Sample ID)

Client Sample ID : FWGLL2mw-263C-0540-GF **Lab Report Batch :** A7J090101 **Lab ID :** STLCAN

Sample Date : 10/08/2007 **Analysis Type: RES/TOT** **Sample Matrix :** AQ

Lab Sample ID: A7J090101011

Reviewed By / Date : _____ **Approved By / Date :** _____

Analyte Name	Result	Uncertainty / Error	Result Units	Lab Qual	Rep Res	Overall Qual*	Temp	HT	MB	LCS	MS	Lab Dup	Surr	Rep Limit	Moist Tot/Dis	Field QC	Tune	IC	ICV	CV / CCV	Reason Codes
Analysis Method : 6010B						**Dilution: 1**															
Arsenic	16.8		ug/L		YES																
Barium	27.0		ug/L		YES																
Calcium	37500		ug/L		YES																
Chromium	5.0		ug/L	U	YES																
Cobalt	2.9		ug/L	B	YES	J								J							L
Copper	5.0		ug/L	U	YES																
Lead	3.0		ug/L	U	YES																
Magnesium	16900		ug/L		YES																
Manganese	1590		ug/L		YES																
Nickel	7.0		ug/L	B	YES	J								J							L
Potassium	822		ug/L	B J	YES	J								J							L
Selenium	5.0		ug/L	U	YES																
Silver	5.0		ug/L	U	YES																
Sodium	5130		ug/L		YES																
Vanadium	10.0		ug/L	U	YES																
Analysis Method : 6020						**Dilution: 1**															
Aluminum	50.0		ug/L	U	YES	UJ														UJ	W-
Antimony	2.0		ug/L	U	YES																
Beryllium	1.0		ug/L	U	YES																
Cadmium	0.50		ug/L	U	YES																
Iron	5140		ug/L		YES																
Thallium	1.0		ug/L	U	YES																
Zinc	2.8		ug/L	B	YES	J								J							L
Analysis Method : 7470A						**Dilution: 1**															
Mercury	0.20		ug/L	U	YES																

* Overall result qualifier reflects summation of qualifiers added during automated data review and any qualifiers added manually for categories not assessed by automated data review

Sample Qualification Report with Reason Codes (All Results sorted by Client Sample ID)

Client Sample ID : FWGLL2mw-263C-0540-GW **Lab Report Batch :** A7J090101 **Lab ID :** STLCAN

Sample Date : 10/08/2007 **Analysis Type: DL** **Sample Matrix :** AQ

Lab Sample ID: A7J090101010

Reviewed By / Date : Stephen Medley 12/7/07 **Approved By / Date :**

Analyte Name	Result	Uncertainty / Error	Result Units	Lab Qual	Rep Res	Overall Qual*	Temp	HT	MB	LCS	MS	Lab Dup	Surr	Rep Limit	Moist Tot/Dis	Field QC	Tune	IC	ICV	CV / CCV	Reason Codes
Analysis Method : 8330						**Dilution: 1.09**															
1,3,5-Trinitrobenzene	0.11		ug/L	U	YES																
1,3-Dinitrobenzene	0.11		ug/L	U	YES																
2,4,6-TNT	0.11		ug/L	U	YES																
2,4-Dinitrotoluene	0.11		ug/L	U	YES																
2,6-Dinitrotoluene	0.11		ug/L	U	YES																
2-Amino-4,6-dinitrotoluene	0.11		ug/L	U	YES																
2-Nitrotoluene	0.54		ug/L	U	YES																
3-Nitrotoluene	0.54		ug/L	U	YES																
4-Amino-2,6-Dinitrotoluene	0.11		ug/L	U	YES																
4-Nitrotoluene	0.54		ug/L	U	YES																
HMX	0.11		ug/L	U	YES																
Nitrobenzene	0.11		ug/L	U	YES																
NITROGLYCERINE	0.71		ug/L	U	YES																
Pentaerythritol Tetranitrate (PETN)	0.71		ug/L	U	YES																
RDX	0.11		ug/L	U	YES																
TETRYL	0.11		ug/L	U	YES																

* Overall result qualifier reflects summation of qualifiers added during automated data review and any qualifiers added manually for categories not assessed by automated data review

Sample Qualification Report with Reason Codes (All Results sorted by Client Sample ID)

Client Sample ID : FWGLL2mw-263C-0540-GW **Lab Report Batch :** A7J090101 **Lab ID :** STLCAN

Sample Date : 10/08/2007 **Analysis Type: RE** **Sample Matrix :** AQ

Lab Sample ID: A7J090101010

Reviewed By / Date : Heather Medley 12/7/07 **Approved By / Date :**

Analyte Name	Result	Uncertainty / Error	Result Units	Lab Qual	Rep Res	Overall Qual*	Temp	HT	MB	LCS	MS	Lab Dup	Surr	Rep Limit	Moist Tot/Dis	Field QC	Tune	IC	ICV	CV / CCV	Reason Codes
Analysis Method : 8270C						**Dilution: 1**															
1,2,4-Trichlorobenzene	1.0		ug/L	U	YES																
1,2-Dichlorobenzene	1.0		ug/L	U	YES																
1,3-Dichlorobenzene	1.0		ug/L	U	YES																
1,4-Dichlorobenzene	1.0		ug/L	U	YES																
2,2-OXYBIS (1-CHLOROPROPANE)	1.0		ug/L	U	YES																
2,4,5-Trichlorophenol	5.0		ug/L	U	YES																
2,4,6-Trichlorophenol	5.0		ug/L	U	YES																
2,4-Dichlorophenol	2.0		ug/L	U	YES																
2,4-Dimethylphenol	2.0		ug/L	U	YES																
2,4-Dinitrophenol	5.0		ug/L	U	YES																
2,4-Dinitrotoluene	5.0		ug/L	U	YES																
2,6-Dinitrotoluene	5.0		ug/L	U	YES																
2-Chloronaphthalene	1.0		ug/L	U	YES																
2-Chlorophenol	1.0		ug/L	U	YES																
2-Methylnaphthalene	0.20		ug/L	U	YES																
2-Methylphenol	1.0		ug/L	U	YES																
2-Nitroaniline	2.0		ug/L	U	YES																
2-Nitrophenol	2.0		ug/L	U	YES																
3,3'-Dichlorobenzidine	5.0		ug/L	U	YES																
3-Nitroaniline	2.0		ug/L	U	YES																
4,6-Dinitro-2-methylphenol	5.0		ug/L	U	YES																
4-Bromophenyl phenyl ether	2.0		ug/L	U	YES																
4-Chloro-3-methylphenol	2.0		ug/L	U	YES																
4-Chloroaniline	2.0		ug/L	U	YES																
4-Chlorophenyl phenyl ether	2.0		ug/L	U	YES																
4-Methylphenol	1.0		ug/L	U	YES																
4-Nitroanaline	2.0		ug/L	U	YES																
4-Nitrophenol	5.0		ug/L	U	YES																
Acenaphthene	0.20		ug/L	U	YES																
Acenaphthylene	0.20		ug/L	U	YES																
Anthracene	0.20		ug/L	U	YES																

* Overall result qualifier reflects summation of qualifiers added during automated data review and any qualifiers added manually for categories not assessed by automated data review

Sample Qualification Report with Reason Codes (All Results sorted by Client Sample ID)

Client Sample ID : FWGLL2mw-263C-0540-GW **Lab Report Batch :** A7J090101 **Lab ID :** STLCAN

Sample Date : 10/08/2007 **Analysis Type: RE** **Sample Matrix :** AQ

Lab Sample ID: A7J090101010

Reviewed By / Date : Heather Reilly 12/7/07 **Approved By / Date :**

Analyte Name	Result	Uncertainty / Error	Result Units	Lab Qual	Rep Res	Overall Qual*	Temp	HT	MB	LCS	MS	Lab Dup	Surr	Rep Limit	Moist Tot/Dis	Field QC	Tune	IC	ICV	CV / CCV	Reason Codes
Analysis Method : 8270C						**Dilution: 1**															
Benzo(a)anthracene	0.20		ug/L	U	YES																
Benzo(a)pyrene	0.20		ug/L	U	YES																
Benzo(b)fluoranthene	0.20		ug/L	U	YES																
BENZO(G,H,I)PERYLENE	0.20		ug/L	U	YES																
Benzo(k)fluoranthene	0.20		ug/L	U	YES																
Benzoic acid	10		ug/L	U	YES	R				R											J-
Benzyl alcohol	5.0		ug/L	U	YES																
bis(2-Chloroethoxy)methane	1.0		ug/L	U	YES																
bis(2-Chloroethyl) ether	1.0		ug/L	U	YES																
bis(2-Ethylhexyl) phthalate	3.9		ug/L	J B	YES	BJ			U					J							L, F
Butylbenzyl Phthalate	1.0		ug/L	U	YES																
Carbazole	1.0		ug/L	U	YES																
Chrysene	0.20		ug/L	U	YES																
dibenzo(a,h)anthracene	0.20		ug/L	U	YES																
Dibenzofuran	1.0		ug/L	U	YES																
Diethyl phthalate	1.0		ug/L	U	YES																
Dimethyl phthalate	1.0		ug/L	U	YES																
Di-n-butyl phthalate	1.0		ug/L	U	YES																
Di-n-octyl phthalate	1.0		ug/L	U	YES																
Fluoranthene	0.20		ug/L	U	YES																
Fluorene	0.20		ug/L	U	YES																
Hexachlorobenzene	0.20		ug/L	U	YES																
Hexachlorobutadiene	1.0		ug/L	U	YES																
Hexachlorocyclopentadiene	10		ug/L	U	YES	R				R											J-
Hexachloroethane	1.0		ug/L	U	YES																
Indeno(1,2,3-cd)pyrene	0.20		ug/L	U	YES																
Isophorone	1.0		ug/L	U	YES																
Naphthalene	0.20		ug/L	U	YES																
Nitrobenzene	1.0		ug/L	U	YES																
N-nitroso-di-n-propylamine	1.0		ug/L	U	YES																
N-Nitrosodiphenylamine	1.0		ug/L	U	YES																

* Overall result qualifier reflects summation of qualifiers added during automated data review and any qualifiers added manually for categories not assessed by automated data review

Sample Qualification Report with Reason Codes (All Results sorted by Client Sample ID)

Client Sample ID : FWGLL2mw-263C-0540-GW **Lab Report Batch :** A7J090101 **Lab ID :** STLCAN

Sample Date : 10/08/2007 **Analysis Type: RE** **Sample Matrix :** AQ

Lab Sample ID: A7J090101010

Reviewed By / Date : Heather Kelley 2/7/07 **Approved By / Date :**

Analyte Name	Result	Uncertainty / Error	Result Units	Lab Qual	Rep Res	Overall Qual*	Temp	HT	MB	LCS	MS	Lab Dup	Surr	Rep Limit	Moist Tot/Dis	Field QC	Tune	IC	ICV	CV / CCV	Reason Codes
Analysis Method : 8270C						**Dilution: 1**															
Pentachlorophenol	5.0		ug/L	U	YES																
Phenanthrene	0.20		ug/L	U	YES																
Phenol	1.0		ug/L	U	YES																
Pyrene	0.20		ug/L	U	YES																

* Overall result qualifier reflects summation of qualifiers added during automated data review and any qualifiers added manually for categories not assessed by automated data review

Sample Qualification Report with Reason Codes (All Results sorted by Client Sample ID)

Client Sample ID : FWGLL2mw-263C-0540-GW **Lab Report Batch :** A7J090101 **Lab ID :** STLCAN

Sample Date : 10/08/2007 **Analysis Type: RES** **Sample Matrix :** AQ

Lab Sample ID: A7J090101010

Reviewed By / Date : Heather Kelley 12/7/07 **Approved By / Date :**

Analyte Name	Result	Uncertainty / Error	Result Units	Lab Qual	Rep Res	Overall Qual*	Temp	HT	MB	LCS	MS	Lab Dup	Surr	Rep Limit	Moist Tot/Dis	Field QC	Tune	IC	ICV	CV / CCV	Reason Codes
Analysis Method : 353.2 Modified						**Dilution: 1**															
Nitrocellulose	0.50		mg/L	U	YES	UJ					UJ										I
Analysis Method : 8081A						**Dilution: 1**															
4,4'-DDD	0.030		ug/L	U	YES																
4,4'-DDE	0.030		ug/L	U	YES																
4,4'-DDT	0.030		ug/L	U	YES																
Aldrin	0.030		ug/L	U	YES																
alpha-BHC	0.030		ug/L	U	YES																
alpha-Chordane	0.030		ug/L	U	YES																
beta-BHC	0.0070		ug/L	J	YES	J								J							L
delta-BHC	0.030		ug/L	U	YES																
Dieldrin	0.030		ug/L	U	YES																
Endosulfan I	0.025		ug/L	U	YES																
Endosulfan II	0.025		ug/L	U	YES																
Endosulfan sulfate	0.030		ug/L	U	YES																
Endrin	0.030		ug/L	U	YES																
Endrin aldehyde	0.030		ug/L	U	YES																
Endrin ketone	0.030		ug/L	U	YES																
gamma-BHC	0.030		ug/L	U	YES																
gamma-Chlordane	0.030		ug/L	U	YES																
Heptachlor	0.030		ug/L	U	YES																
Heptachlor epoxide	0.030		ug/L	U	YES																
Methoxychlor	0.10		ug/L	U	YES																
Toxaphene	2.0		ug/L	U	YES																
Analysis Method : 8082						**Dilution: 1**															
Aroclor 1016	0.50		ug/L	U	YES	UJ							UJ								G-
Aroclor 1221	0.50		ug/L	U	YES	UJ							UJ								G-
Aroclor 1232	0.50		ug/L	U	YES	UJ							UJ								G-
Aroclor 1242	0.50		ug/L	U	YES	UJ							UJ								G-
Aroclor 1248	0.50		ug/L	U	YES	UJ							UJ								G-
Aroclor 1254	0.50		ug/L	U	YES	UJ							UJ								G-
Aroclor 1260	0.50		ug/L	U	YES	UJ							UJ								G-
Analysis Method : 8260B						**Dilution: 1**															

* Overall result qualifier reflects summation of qualifiers added during automated data review and any qualifiers added manually for categories not assessed by automated data review

Sample Qualification Report with Reason Codes (All Results sorted by Client Sample ID)

Client Sample ID : FWGLL2mw-263C-0540-GW **Lab Report Batch :** A7J090101 **Lab ID :** STLCAN

Sample Date : 10/08/2007 **Analysis Type: RES** **Sample Matrix :** AQ

Lab Sample ID: A7J090101010

Reviewed By / Date : Heather Nudley 12/4/07 **Approved By / Date :**

Analyte Name	Result	Uncertainty / Error	Result Units	Lab Qual	Rep Res	Overall Qual*	Temp	HT	MB	LCS	MS	Lab Dup	Surr	Rep Limit	Moist Tot/Dis	Field QC	Tune	IC	ICV	CV / CCV	Reason Codes
Analysis Method : 8260B						**Dilution: 1**															
1,1,1-Trichloroethane	1.0		ug/L	U	YES																
1,1,2,2-Tetrachloroethane	1.0		ug/L	U	YES																
1,1,2-Trichloroethane	1.0		ug/L	U	YES																
1,1-Dichloroethane	1.0		ug/L	U	YES																
1,1-Dichloroethene	1.0		ug/L	U	YES																
1,2-Dibromoethane	1.0		ug/L	U	YES																
1,2-Dichloroethane	1.0		ug/L	U	YES																
1,2-Dichloroethene (total)	1.0		ug/L	U	YES																
1,2-Dichloropropane	1.0		ug/L	U	YES																
2-Butanone	10		ug/L	U	YES																
2-Hexanone	10		ug/L	U	YES																
4-Methyl-2-pentanone	10		ug/L	U	YES																
Acetone	10		ug/L	U	YES																
Benzene	1.0		ug/L	U	YES																
Bromochloromethane	1.0		ug/L	U	YES																
Bromodichloromethane	1.0		ug/L	U	YES																
Bromoform	1.0		ug/L	U	YES																
Bromomethane	1.0		ug/L	U	YES																
Carbon disulfide	1.0		ug/L	U	YES																
Carbon tetrachloride	1.0		ug/L	U	YES																
Chlorobenzene	1.0		ug/L	U	YES																
Chloroethane	1.0		ug/L	U	YES																
Chloroform	1.0		ug/L	U	YES																
Chloromethane	1.0		ug/L	U	YES																
cis-1,2-Dichloroethene	1.0		ug/L	U	YES																
cis-1,3-Dichloropropene	1.0		ug/L	U	YES																
Dibromochloromethane	1.0		ug/L	U	YES																
Ethylbenzene	1.0		ug/L	U	YES																
M&P-XYLENES	2.0		ug/L	U	YES																
Methylene chloride	2.0		ug/L	U	YES																
o-Xylene	1.0		ug/L	U	YES																

* Overall result qualifier reflects summation of qualifiers added during automated data review and any qualifiers added manually for categories not assessed by automated data review

Sample Qualification Report with Reason Codes (All Results sorted by Client Sample ID)

Client Sample ID : FWGLL2mw-263C-0540-GW **Lab Report Batch :** A7J090101 **Lab ID :** STLCAN

Sample Date : 10/08/2007 **Analysis Type: RES** **Sample Matrix :** AQ

Lab Sample ID: A7J090101010

Reviewed By / Date : Heather McCoy 12/7/07 **Approved By / Date :**

Analyte Name	Result	Uncertainty / Error	Result Units	Lab Qual	Rep Res	Overall Qual*	Temp	HT	MB	LCS	MS	Lab Dup	Surr	Rep Limit	Moist Tot/Dis	Field QC	Tune	IC	ICV	CV / CCV	Reason Codes
Analysis Method : 8260B						**Dilution: 1**															
Styrene	1.0		ug/L	U	YES																
Tetrachloroethene	1.0		ug/L	U	YES																
Toluene	1.0		ug/L	U	YES																
TOTAL XYLENES	2.0		ug/L	U	YES																
trans-1,2-Dichloroethene	1.0		ug/L	U	YES																
trans-1,3-Dichloropropene	1.0		ug/L	U	YES																
Trichloroethene	1.0		ug/L	U	YES																
Vinyl chloride	1.0		ug/L	U	YES																
Analysis Method : 9012A						**Dilution: 1**															
Cyanide	0.010		mg/L	U	YES	R															Pj-
Analysis Method : SW8330 Modified						**Dilution: 1**															
Nitroguanidine	20		ug/L	U	YES																

* Overall result qualifier reflects summation of qualifiers added during automated data review and any qualifiers added manually for categories not assessed by automated data review

Sample Qualification Report with Reason Codes (All Results sorted by Client Sample ID)

Client Sample ID : FWGLL3mw-238C-0541-GF **Lab Report Batch :** A7J090101 **Lab ID :** STLCAN

Sample Date : 10/08/2007 **Analysis Type: RES** **Sample Matrix :** AQ

Lab Sample ID: A7J090101013

Reviewed By / Date : Heather Dudley 12/7/07 **Approved By / Date :**

Analyte Name	Result	Uncertainty / Error	Result Units	Lab Qual	Rep Res	Overall Qual*	Temp	HT	MB	LCS	MS	Lab Dup	Surr	Rep Limit	Moist Tot/Dis	Field QC	Tune	IC	ICV	CV / CCV	Reason Codes
Analysis Method : 6860						**Dilution: 1**															
Perchlorate	0.15		ug/L		YES																

* Overall result qualifier reflects summation of qualifiers added during automated data review and any qualifiers added manually for categories not assessed by automated data review

Sample Qualification Report with Reason Codes (All Results sorted by Client Sample ID)

Client Sample ID : FWGLL3mw-238C-0541-GF **Lab Report Batch :** A7J090101 **Lab ID :** STLCAN

Sample Date : 10/08/2007 **Analysis Type: RES/TOT** **Sample Matrix :** AQ

Lab Sample ID: A7J090101013

Reviewed By / Date : Heather Medley 12/13/07 **Approved By / Date :**

Analyte Name	Result	Uncertainty / Error	Result Units	Lab Qual	Rep Res	Overall Qual*	Temp	HT	MB	LCS	MS	Lab Dup	Surr	Rep Limit	Moist Tot/Dis	Field QC	Tune	IC	ICV	CV / CCV	Reason Codes
Analysis Method : 6010B						**Dilution: 1**															
Arsenic	5.0		ug/L	U	YES																
Barium	6.7		ug/L	B	YES	J								J							L
Calcium	38800		ug/L		YES																
Chromium	5.0		ug/L	U	YES																
Cobalt	5.0		ug/L	U	YES																
Copper	5.0		ug/L	U	YES																
Lead	3.0		ug/L	U	YES																
Magnesium	4260		ug/L		YES																
Manganese	1.9		ug/L	B	YES	J								J							L
Nickel	10.0		ug/L	U	YES																
Potassium	1920		ug/L	J	YES	J															PJ
Selenium	5.0		ug/L	U	YES																
Silver	5.0		ug/L	U	YES																
Sodium	2320		ug/L		YES																
Vanadium	10.0		ug/L	U	YES																
Analysis Method : 6020						**Dilution: 1**															
Aluminum	16.5		ug/L	B	YES	J								J						J	L, W
Antimony	2.0		ug/L	U	YES																
Beryllium	1.0		ug/L	U	YES																
Cadmium	0.50		ug/L	U	YES																
Iron	123		ug/L		YES																
Thallium	1.0		ug/L	U	YES																
Zinc	4.1		ug/L	B	YES	J								J							L
Analysis Method : 7470A						**Dilution: 1**															
Mercury	0.20		ug/L	U	YES																

* Overall result qualifier reflects summation of qualifiers added during automated data review and any qualifiers added manually for categories not assessed by automated data review

Sample Qualification Report with Reason Codes (All Results sorted by Client Sample ID)

Client Sample ID : FWGLL3mw-238C-0541-GW **Lab Report Batch :** A7J090101 **Lab ID :** STLCAN

Sample Date : 10/08/2007 **Analysis Type: DL** **Sample Matrix :** AQ

Lab Sample ID: A7J090101012

Reviewed By / Date : Heather Medley 12/7/07 **Approved By / Date :**

Analyte Name	Result	Uncertainty / Error	Result Units	Lab Qual	Rep Res	Overall Qual*	Temp	HT	MB	LCS	MS	Lab Dup	Surr	Rep Limit	Moist Tot/Dis	Field QC	Tune	IC	ICV	CV / CCV	Reason Codes
Analysis Method : 8081A						**Dilution: 50**															
4,4'-DDD	1.5		ug/L	U	YES																
4,4'-DDE	1.5		ug/L	U	YES																
4,4'-DDT	1.5		ug/L	U	YES																
Aldrin	1.5		ug/L	U	YES																
alpha-BHC	1.5		ug/L	U	YES																
alpha-Chordane	1.5		ug/L	U	YES																
beta-BHC	1.5		ug/L	U	YES																
delta-BHC	1.5		ug/L	U	YES																
Dieldrin	1.5		ug/L	U	YES																
Endosulfan I	1.2		ug/L	U	YES																
Endosulfan II	1.2		ug/L	U	YES																
Endosulfan sulfate	1.5		ug/L	U	YES																
Endrin	1.5		ug/L	U	YES																
Endrin aldehyde	1.5		ug/L	U	YES																
Endrin ketone	1.5		ug/L	U	YES																
gamma-BHC	1.5		ug/L	U	YES																
gamma-Chlordane	1.5		ug/L	U	YES																
Heptachlor	1.5		ug/L	U	YES																
Heptachlor epoxide	1.5		ug/L	U	YES																
Methoxychlor	5.0		ug/L	U	YES																
Toxaphene	100		ug/L	U	YES																
Analysis Method : 8330						**Dilution: 56.24**															
1,3,5-Trinitrobenzene	42		ug/L		YES	J							J								
1,3-Dinitrobenzene	5.6		ug/L	U	YES	R							R								G-
2,4,6-TNT	96		ug/L		YES	J							J								
2,4-Dinitrotoluene	5.6		ug/L	U	YES	R							R								G-
2,6-Dinitrotoluene	5.6		ug/L	U	YES	R							R								G-
2-Amino-4,6-dinitrotoluene	13		ug/L		YES	J							J								
2-Nitrotoluene	28		ug/L	U	YES	R							R								G-
3-Nitrotoluene	28		ug/L	U	YES	R							R								G-
4-Amino-2,6-Dinitrotoluene	37		ug/L		YES	J							J								

* Overall result qualifier reflects summation of qualifiers added during automated data review and any qualifiers added manually for categories not assessed by automated data review

Sample Qualification Report with Reason Codes (All Results sorted by Client Sample ID)

Client Sample ID : FWGLL3mw-238C-0541-GW **Lab Report Batch :** A7J090101 **Lab ID :** STLCAN

Sample Date : 10/08/2007 **Analysis Type: DL** **Sample Matrix :** AQ

Lab Sample ID: A7J090101012

Reviewed By / Date : Heather Bradley 12/6/07 **Approved By / Date :**

Analyte Name	Result	Uncertainty / Error	Result Units	Lab Qual	Rep Res	Overall Qual*	Temp	HT	MB	LCS	MS	Lab Dup	Surr	Rep Limit	Moist Tot/Dis	Field QC	Tune	IC	ICV	CV / CCV	Reason Codes
Analysis Method : 8330						**Dilution: 56.24**															
4-Nitrotoluene	28		ug/L	U	YES	R							R								G-
HMX	5.6		ug/L	U	YES	R							R								G-
Nitrobenzene	5.6		ug/L	U	YES	R							R								G-
NITROGLYCERINE	37		ug/L	U	YES	R							R								G-
Pentaerythritol Tetranitrate (PETN)	37		ug/L	U	YES	R							R								G-
RDX	6.6		ug/L		YES	J							J								
TETRYL	5.6		ug/L	U	YES	R							R								G-

* Overall result qualifier reflects summation of qualifiers added during automated data review and any qualifiers added manually for categories not assessed by automated data review

Sample Qualification Report with Reason Codes (All Results sorted by Client Sample ID)

Client Sample ID : FWGLL3mw-238C-0541-GW **Lab Report Batch :** A7J090101 **Lab ID :** STLCAN

Sample Date : 10/08/2007 **Analysis Type: RE** **Sample Matrix :** AQ

Lab Sample ID: A7J090101012

Reviewed By / Date : Heather Kelley 12/7/07 **Approved By / Date :**

Analyte Name	Result	Uncertainty / Error	Result Units	Lab Qual	Rep Res	Overall Qual*	Temp	HT	MB	LCS	MS	Lab Dup	Surr	Rep Limit	Moist Tot/Dis	Field QC	Tune	IC	ICV	CV / CCV	Reason Codes
Analysis Method : 8270C						**Dilution: 1**															
1,2,4-Trichlorobenzene	1.0		ug/L	U	YES																
1,2-Dichlorobenzene	1.0		ug/L	U	YES																
1,3-Dichlorobenzene	1.0		ug/L	U	YES																
1,4-Dichlorobenzene	1.0		ug/L	U	YES																
2,2-OXYBIS (1-CHLOROPROPANE)	1.0		ug/L	U	YES																
2,4,5-Trichlorophenol	5.0		ug/L	U	YES	UJ							UJ								G-
2,4,6-Trichlorophenol	5.0		ug/L	U	YES	UJ							UJ								G-
2,4-Dichlorophenol	2.0		ug/L	U	YES	UJ							UJ								G-
2,4-Dimethylphenol	2.0		ug/L	U	YES	UJ							UJ								G-
2,4-Dinitrophenol	5.0		ug/L	U	YES	UJ							UJ								G-
2,4-Dinitrotoluene	5.0		ug/L	U	YES																
2,6-Dinitrotoluene	5.0		ug/L	U	YES																
2-Chloronaphthalene	1.0		ug/L	U	YES																
2-Chlorophenol	1.0		ug/L	U	YES	UJ							UJ								G-
2-Methylnaphthalene	0.20		ug/L	U	YES																
2-Methylphenol	1.0		ug/L	U	YES	UJ							UJ								G-
2-Nitroaniline	2.0		ug/L	U	YES																
2-Nitrophenol	2.0		ug/L	U	YES	UJ							UJ								G-
3,3'-Dichlorobenzidine	5.0		ug/L	U	YES																
3-Nitroaniline	2.0		ug/L	U	YES																
4,6-Dinitro-2-methylphenol	5.0		ug/L	U	YES	UJ							UJ								G-
4-Bromophenyl phenyl ether	2.0		ug/L	U	YES																
4-Chloro-3-methylphenol	2.0		ug/L	U	YES	UJ							UJ								G-
4-Chloroaniline	2.0		ug/L	U	YES																
4-Chlorophenyl phenyl ether	2.0		ug/L	U	YES																
4-Methylphenol	1.0		ug/L	U	YES	UJ							UJ								G-
4-Nitroanaline	2.0		ug/L	U	YES																
4-Nitrophenol	5.0		ug/L	U	YES	UJ							UJ								G-
Acenaphthene	0.20		ug/L	U	YES																
Acenaphthylene	0.20		ug/L	U	YES																
Anthracene	0.20		ug/L	U	YES																

* Overall result qualifier reflects summation of qualifiers added during automated data review and any qualifiers added manually for categories not assessed by automated data review

Sample Qualification Report with Reason Codes (All Results sorted by Client Sample ID)

Client Sample ID : FWGLL3mw-238C-0541-GW **Lab Report Batch :** A7J090101 **Lab ID :** STLCAN

Sample Date : 10/08/2007 **Analysis Type: RE** **Sample Matrix :** AQ

Lab Sample ID: A7J090101012

Reviewed By / Date : Heather Medley 12/7/07 **Approved By / Date :**

Analyte Name	Result	Uncertainty / Error	Result Units	Lab Qual	Rep Res	Overall Qual*	Temp	HT	MB	LCS	MS	Lab Dup	Surr	Rep Limit	Moist Tot/Dis	Field QC	Tune	IC	ICV	CV / CCV	Reason Codes
Analysis Method : 8270C						**Dilution: 1**															
Benzo(a)anthracene	0.20		ug/L	U	YES																
Benzo(a)pyrene	0.20		ug/L	U	YES																
Benzo(b)fluoranthene	0.20		ug/L	U	YES																
BENZO(G,H,I)PERYLENE	0.20		ug/L	U	YES																
Benzo(k)fluoranthene	0.20		ug/L	U	YES																
Benzoic acid	10		ug/L	U	YES	R				R			UJ								G-,J-
Benzyl alcohol	5.0		ug/L	U	YES	UJ							UJ								G-
bis(2-Chloroethoxy)methane	1.0		ug/L	U	YES																
bis(2-Chloroethyl) ether	1.0		ug/L	U	YES																
bis(2-Ethylhexyl) phthalate	1.4		ug/L	J B	YES	~~B~~ J			U					J								L, F
Butylbenzyl Phthalate	1.0		ug/L	U	YES																
Carbazole	1.0		ug/L	U	YES																
Chrysene	0.20		ug/L	U	YES																
dibenzo(a,h)anthracene	0.20		ug/L	U	YES																
Dibenzofuran	1.0		ug/L	U	YES																
Diethyl phthalate	1.0		ug/L	U	YES																
Dimethyl phthalate	1.0		ug/L	U	YES																
Di-n-butyl phthalate	1.0		ug/L	U	YES																
Di-n-octyl phthalate	1.0		ug/L	U	YES																
Fluoranthene	0.20		ug/L	U	YES																
Fluorene	0.20		ug/L	U	YES																
Hexachlorobenzene	0.20		ug/L	U	YES																
Hexachlorobutadiene	1.0		ug/L	U	YES																
Hexachlorocyclopentadiene	10		ug/L	U	YES	R				R											J-
Hexachloroethane	1.0		ug/L	U	YES																
Indeno(1,2,3-cd)pyrene	0.20		ug/L	U	YES																
Isophorone	1.0		ug/L	U	YES																
Naphthalene	0.20		ug/L	U	YES																
Nitrobenzene	1.0		ug/L	U	YES																
N-nitroso-di-n-propylamine	1.0		ug/L	U	YES																
N-Nitrosodiphenylamine	1.0		ug/L	U	YES																

* Overall result qualifier reflects summation of qualifiers added during automated data review and any qualifiers added manually for categories not assessed by automated data review

Sample Qualification Report with Reason Codes (All Results sorted by Client Sample ID)

Client Sample ID : FWGLL3mw-238C-0541-GW **Lab Report Batch :** A7J090101 **Lab ID :** STLCAN

Sample Date : 10/08/2007 **Analysis Type: RE** **Sample Matrix :** AQ

Lab Sample ID: A7J090101012

Reviewed By / Date : Heather Kelly 12/7/10 **Approved By / Date :**

Analyte Name	Result	Uncertainty / Error	Result Units	Lab Qual	Rep Res	Overall Qual*	Temp	HT	MB	LCS	MS	Lab Dup	Surr	Rep Limit	Moist Tot/Dis	Field QC	Tune	IC	ICV	CV / CCV	Reason Codes
Analysis Method : 8270C						**Dilution: 1**															
Pentachlorophenol	5.0		ug/L	U	YES	UJ							UJ								G-
Phenanthrene	0.20		ug/L	U	YES																
Phenol	1.0		ug/L	U	YES	UJ							UJ								G-
Pyrene	0.20		ug/L	U	YES																

* Overall result qualifier reflects summation of qualifiers added during automated data review and any qualifiers added manually for categories not assessed by automated data review

Sample Qualification Report with Reason Codes (All Results sorted by Client Sample ID)

Client Sample ID : FWGLL3mw-238C-0541-GW **Lab Report Batch :** A7J090101 **Lab ID :** STLCAN

Sample Date : 10/08/2007 **Analysis Type: RES** **Sample Matrix :** AQ

Lab Sample ID: A7J090101012

Reviewed By / Date : 12/7/07 **Approved By / Date :**

Analyte Name	Result	Uncertainty / Error	Result Units	Lab Qual	Rep Res	Overall Qual*	Temp	HT	MB	LCS	MS	Lab Dup	Surr	Rep Limit	Moist Tot/Dis	Field QC	Tune	IC	ICV	CV / CCV	Reason Codes
Analysis Method : 353.2 Modified						**Dilution: 1**															
Nitrocellulose	0.50		mg/L	U	YES	UJ					UJ										I
Analysis Method : 8082						**Dilution: 1**															
Aroclor 1016	0.50		ug/L	U	YES	UJ							UJ								G-
Aroclor 1221	0.50		ug/L	U	YES	UJ							UJ								G-
Aroclor 1232	0.50		ug/L	U	YES	UJ							UJ								G-
Aroclor 1242	0.50		ug/L	U	YES	UJ							UJ								G-
Aroclor 1248	0.50		ug/L	U	YES	UJ							UJ								G-
Aroclor 1254	0.50		ug/L	U	YES	UJ							UJ								G-
Aroclor 1260	0.50		ug/L	U	YES	UJ							UJ								G-
Analysis Method : 8260B						**Dilution: 1**															
1,1,1-Trichloroethane	1.0		ug/L	U	YES																
1,1,2,2-Tetrachloroethane	1.0		ug/L	U	YES																
1,1,2-Trichloroethane	1.0		ug/L	U	YES																
1,1-Dichloroethane	1.0		ug/L	U	YES																
1,1-Dichloroethene	1.0		ug/L	U	YES																
1,2-Dibromoethane	1.0		ug/L	U	YES																
1,2-Dichloroethane	1.0		ug/L	U	YES																
1,2-Dichloroethene (total)	1.0		ug/L	U	YES																
1,2-Dichloropropane	1.0		ug/L	U	YES																
2-Butanone	10		ug/L	U	YES																
2-Hexanone	10		ug/L	U	YES																
4-Methyl-2-pentanone	10		ug/L	U	YES																
Acetone	10		ug/L	U	YES																
Benzene	1.0		ug/L	U	YES																
Bromochloromethane	1.0		ug/L	U	YES																
Bromodichloromethane	1.0		ug/L	U	YES																
Bromoform	1.0		ug/L	U	YES																
Bromomethane	1.0		ug/L	U	YES																
Carbon disulfide	1.0		ug/L	U	YES																
Carbon tetrachloride	1.0		ug/L	U	YES																
Chlorobenzene	1.0		ug/L	U	YES																
Chloroethane	1.0		ug/L	U	YES																

* Overall result qualifier reflects summation of qualifiers added during automated data review and any qualifiers added manually for categories not assessed by automated data review

Sample Qualification Report with Reason Codes (All Results sorted by Client Sample ID)

Client Sample ID : FWGLL3mw-238C-0541-GW **Lab Report Batch :** A7J090101 ***Lab ID :*** STLCAN

Sample Date : 10/08/2007 **Analysis Type: RES** **Sample Matrix :** AQ

Lab Sample ID: A7J090101012

Reviewed By / Date : Heather Malley 12/7/07 **Approved By / Date :**

Analyte Name	Result	Uncertainty / Error	Result Units	Lab Qual	Rep Res	Overall Qual*	Temp	HT	MB	LCS	MS	Lab Dup	Surr	Rep Limit	Moist Tot/Dis	Field QC	Tune	IC	ICV	CV / CCV	Reason Codes
Analysis Method : 8260B						***Dilution: 1***															
Chloroform	1.0		ug/L	U	YES																
Chloromethane	1.0		ug/L	U	YES																
cis-1,2-Dichloroethene	1.0		ug/L	U	YES																
cis-1,3-Dichloropropene	1.0		ug/L	U	YES																
Dibromochloromethane	1.0		ug/L	U	YES																
Ethylbenzene	1.0		ug/L	U	YES																
M&P-XYLENES	2.0		ug/L	U	YES																
Methylene chloride	2.0		ug/L	U	YES																
o-Xylene	1.0		ug/L	U	YES																
Styrene	1.0		ug/L	U	YES																
Tetrachloroethene	1.0		ug/L	U	YES																
Toluene	1.0		ug/L	U	YES																
TOTAL XYLENES	2.0		ug/L	U	YES																
trans-1,2-Dichloroethene	1.0		ug/L	U	YES																
trans-1,3-Dichloropropene	1.0		ug/L	U	YES																
Trichloroethene	1.0		ug/L	U	YES																
Vinyl chloride	1.0		ug/L	U	YES																
Analysis Method : 9012A						**Dilution: 1**															
Cyanide	0.010		mg/L	U	YES	R															Pj-
Analysis Method : SW8330 Modified						**Dilution: 1**															
Nitroguanidine	20		ug/L	U	YES																

* Overall result qualifier reflects summation of qualifiers added during automated data review and any qualifiers added manually for categories not assessed by automated data review

Sample Qualification Report with Reason Codes (All Results sorted by Client Sample ID)

Client Sample ID : FWGLL3mw-242C-0542-GF **Lab Report Batch :** A7J090101 **Lab ID :** STLCAN

Sample Date : 10/08/2007 **Analysis Type: RES** **Sample Matrix :** AQ

Lab Sample ID: A7J090101019

Reviewed By / Date : [signature] 12/7/07 **Approved By / Date :**

Analyte Name	Result	Uncertainty / Error	Result Units	Lab Qual	Rep Res	Overall Qual*	Temp	HT	MB	LCS	MS	Lab Dup	Surr	Rep Limit	Moist Tot/Dis	Field QC	Tune	IC	ICV	CV / CCV	Reason Codes
Analysis Method : 6860							**Dilution: 1**														
Perchlorate	0.0099		ug/L	J	YES	J								J							L

* Overall result qualifier reflects summation of qualifiers added during automated data review and any qualifiers added manually for categories not assessed by automated data review

Sample Qualification Report with Reason Codes (All Results sorted by Client Sample ID)

Client Sample ID : FWGLL3mw-242C-0542-GF **Lab Report Batch :** A7J090101 **Lab ID :** STLCAN

Sample Date : 10/08/2007 **Analysis Type: RES/TOT** **Sample Matrix :** AQ

Lab Sample ID: A7J090101019

Reviewed By / Date : Heather Medley 12/13/07 **Approved By / Date :**

Analyte Name	Result	Uncertainty / Error	Result Units	Lab Qual	Rep Res	Overall Qual*	Temp	HT	MB	LCS	MS	Lab Dup	Surr	Rep Limit	Moist Tot/Dis	Field QC	Tune	IC	ICV	CV / CCV	Reason Codes
Analysis Method : 6010B						**Dilution: 1**															
Arsenic	5.0		ug/L	U	YES																
Barium	4.3		ug/L	B	YES	J								J							L
Calcium	18000		ug/L		YES																
Chromium	5.0		ug/L	U	YES																
Cobalt	5.0		ug/L	U	YES																
Copper	5.0		ug/L	U	YES																
Lead	3.0		ug/L	U	YES																
Magnesium	7210		ug/L		YES																
Manganese	25.1		ug/L		YES																
Nickel	10.0		ug/L	U	YES																
Potassium	1060		ug/L	J	YES	J															fj
Selenium	5.0		ug/L	U	YES																
Silver	5.0		ug/L	U	YES																
Sodium	14200		ug/L		YES																
Vanadium	10.0		ug/L	U	YES																
Analysis Method : 6020						**Dilution: 1**															
Aluminum	16.2		ug/L	B	YES	J								J						J	L, jw
Antimony	2.0		ug/L	U	YES																
Beryllium	1.0		ug/L	U	YES																
Cadmium	0.50		ug/L	U	YES																
Iron	37.2		ug/L		YES																
Thallium	1.0		ug/L	U	YES																
Zinc	4.5		ug/L	B	YES	J								J							L
Analysis Method : 7470A						**Dilution: 1**															
Mercury	0.20		ug/L	U	YES																

* Overall result qualifier reflects summation of qualifiers added during automated data review and any qualifiers added manually for categories not assessed by automated data review

Sample Qualification Report with Reason Codes (All Results sorted by Client Sample ID)

Client Sample ID : FWGLL3mw-242C-0542-GW **Lab Report Batch :** A7J090101 **Lab ID :** STLCAN

Sample Date : 10/08/2007 **Analysis Type: DL** **Sample Matrix :** AQ

Lab Sample ID: A7J090101018

Reviewed By / Date : Deanna Medley 12/7/07 **Approved By / Date :**

Analyte Name	Result	Uncertainty / Error	Result Units	Lab Qual	Rep Res	Overall Qual*	Temp	HT	MB	LCS	MS	Lab Dup	Surr	Rep Limit	Moist Tot/Dis	Field QC	Tune	IC	ICV	CV / CCV	Reason Codes
Analysis Method : 8330						**Dilution: 0.97**															
1,3,5-Trinitrobenzene	0.097		ug/L	U	YES																
1,3-Dinitrobenzene	0.097		ug/L	U	YES																
2,4,6-TNT	0.097		ug/L	U	YES																
2,4-Dinitrotoluene	0.097		ug/L	U	YES																
2,6-Dinitrotoluene	0.097		ug/L	U	YES																
2-Amino-4,6-dinitrotoluene	0.097		ug/L	U	YES																
2-Nitrotoluene	0.48		ug/L	U	YES																
3-Nitrotoluene	0.48		ug/L	U	YES																
4-Amino-2,6-Dinitrotoluene	0.097		ug/L	U	YES																
4-Nitrotoluene	0.48		ug/L	U	YES																
HMX	0.097		ug/L	U	YES																
Nitrobenzene	0.097		ug/L	U	YES																
NITROGLYCERINE	0.63		ug/L	U	YES																
Pentaerythritol Tetranitrate (PETN)	0.63		ug/L	U	YES																
RDX	0.097		ug/L	U	YES																
TETRYL	0.097		ug/L	U	YES																

* Overall result qualifier reflects summation of qualifiers added during automated data review and any qualifiers added manually for categories not assessed by automated data review

Sample Qualification Report with Reason Codes (All Results sorted by Client Sample ID)

Client Sample ID : FWGLL3mw-242C-0542-GW **Lab Report Batch :** A7J090101 **Lab ID :** STLCAN

Sample Date : 10/08/2007 **Analysis Type: RE** **Sample Matrix :** AQ

Lab Sample ID: A7J090101018

Reviewed By / Date : Heather Reddy 12/7/07 **Approved By / Date :**

Analyte Name	Result	Uncertainty / Error	Result Units	Lab Qual	Rep Res	Overall Qual*	Temp	HT	MB	LCS	MS	Lab Dup	Surr	Rep Limit	Moist Tot/Dis	Field QC	Tune	IC	ICV	CV / CCV	Reason Codes
Analysis Method : 8270C						**Dilution: 1**															
1,2,4-Trichlorobenzene	1.0		ug/L	U	YES																
1,2-Dichlorobenzene	1.0		ug/L	U	YES																
1,3-Dichlorobenzene	1.0		ug/L	U	YES																
1,4-Dichlorobenzene	1.0		ug/L	U	YES																
2,2-OXYBIS (1-CHLOROPROPANE)	1.0		ug/L	U	YES																
2,4,5-Trichlorophenol	5.0		ug/L	U	YES																
2,4,6-Trichlorophenol	5.0		ug/L	U	YES																
2,4-Dichlorophenol	2.0		ug/L	U	YES																
2,4-Dimethylphenol	2.0		ug/L	U	YES																
2,4-Dinitrophenol	5.0		ug/L	U	YES																
2,4-Dinitrotoluene	5.0		ug/L	U	YES																
2,6-Dinitrotoluene	5.0		ug/L	U	YES																
2-Chloronaphthalene	1.0		ug/L	U	YES																
2-Chlorophenol	1.0		ug/L	U	YES																
2-Methylnaphthalene	0.20		ug/L	U	YES																
2-Methylphenol	1.0		ug/L	U	YES																
2-Nitroaniline	2.0		ug/L	U	YES																
2-Nitrophenol	2.0		ug/L	U	YES																
3,3'-Dichlorobenzidine	5.0		ug/L	U	YES																
3-Nitroaniline	2.0		ug/L	U	YES																
4,6-Dinitro-2-methylphenol	5.0		ug/L	U	YES																
4-Bromophenyl phenyl ether	2.0		ug/L	U	YES																
4-Chloro-3-methylphenol	2.0		ug/L	U	YES																
4-Chloroaniline	2.0		ug/L	U	YES																
4-Chlorophenyl phenyl ether	2.0		ug/L	U	YES																
4-Methylphenol	1.0		ug/L	U	YES																
4-Nitroanaline	2.0		ug/L	U	YES																
4-Nitrophenol	5.0		ug/L	U	YES																
Acenaphthene	0.20		ug/L	U	YES																
Acenaphthylene	0.20		ug/L	U	YES																
Anthracene	0.20		ug/L	U	YES																

* Overall result qualifier reflects summation of qualifiers added during automated data review and any qualifiers added manually for categories not assessed by automated data review

Sample Qualification Report with Reason Codes (All Results sorted by Client Sample ID)

Client Sample ID : FWGLL3mw-242C-0542-GW **Lab Report Batch :** A7J090101 **Lab ID :** STLCAN

Sample Date : 10/08/2007 **Analysis Type: RE** **Sample Matrix :** AQ

Lab Sample ID: A7J090101018

Reviewed By / Date : Heather Medley 12/7/07 **Approved By / Date :**

Analyte Name	Result	Uncertainty / Error	Result Units	Lab Qual	Rep Res	Overall Qual*	Temp	HT	MB	LCS	MS	Lab Dup	Surr	Rep Limit	Moist Tot/Dis	Field QC	Tune	IC	ICV	CV / CCV	Reason Codes
Analysis Method : 8270C						**Dilution: 1**															
Benzo(a)anthracene	0.20		ug/L	U	YES																
Benzo(a)pyrene	0.20		ug/L	U	YES																
Benzo(b)fluoranthene	0.20		ug/L	U	YES																
BENZO(G,H,I)PERYLENE	0.20		ug/L	U	YES																
Benzo(k)fluoranthene	0.20		ug/L	U	YES																
Benzoic acid	10		ug/L	U	YES	R				R											J-
Benzyl alcohol	5.0		ug/L	U	YES																
bis(2-Chloroethoxy)methane	1.0		ug/L	U	YES																
bis(2-Chloroethyl) ether	1.0		ug/L	U	YES																
bis(2-Ethylhexyl) phthalate	3.4		ug/L	J B	YES	BJ			U					J							L, F
Butylbenzyl Phthalate	1.0		ug/L	U	YES																
Carbazole	1.0		ug/L	U	YES																
Chrysene	0.20		ug/L	U	YES																
dibenzo(a,h)anthracene	0.20		ug/L	U	YES																
Dibenzofuran	1.0		ug/L	U	YES																
Diethyl phthalate	1.0		ug/L	U	YES																
Dimethyl phthalate	1.0		ug/L	U	YES																
Di-n-butyl phthalate	1.0		ug/L	U	YES																
Di-n-octyl phthalate	1.0		ug/L	U	YES																
Fluoranthene	0.20		ug/L	U	YES																
Fluorene	0.20		ug/L	U	YES																
Hexachlorobenzene	0.20		ug/L	U	YES																
Hexachlorobutadiene	1.0		ug/L	U	YES																
Hexachlorocyclopentadiene	10		ug/L	U	YES	R				R											J-
Hexachloroethane	1.0		ug/L	U	YES																
Indeno(1,2,3-cd)pyrene	0.20		ug/L	U	YES																
Isophorone	1.0		ug/L	U	YES																
Naphthalene	0.20		ug/L	U	YES																
Nitrobenzene	1.0		ug/L	U	YES																
N-nitroso-di-n-propylamine	1.0		ug/L	U	YES																
N-Nitrosodiphenylamine	1.0		ug/L	U	YES																

* Overall result qualifier reflects summation of qualifiers added during automated data review and any qualifiers added manually for categories not assessed by automated data review

Sample Qualification Report with Reason Codes (All Results sorted by Client Sample ID)

Client Sample ID : FWGLL3mw-242C-0542-GW **Lab Report Batch :** A7J090101 **Lab ID :** STLCAN

Sample Date : 10/08/2007 **Analysis Type: RE** **Sample Matrix :** AQ

Lab Sample ID: A7J090101018

Reviewed By / Date : Heather Medley 12/7/07 **Approved By / Date :**

Analyte Name	Result	Uncertainty / Error	Result Units	Lab Qual	Rep Res	Overall Qual*	Temp	HT	MB	LCS	MS	Lab Dup	Surr	Rep Limit	Moist Tot/Dis	Field QC	Tune	IC	ICV	CV / CCV	Reason Codes
Analysis Method : 8270C						**Dilution: 1**															
Pentachlorophenol	5.0		ug/L	U	YES																
Phenanthrene	0.20		ug/L	U	YES																
Phenol	1.0		ug/L	U	YES																
Pyrene	0.20		ug/L	U	YES																

* Overall result qualifier reflects summation of qualifiers added during automated data review and any qualifiers added manually for categories not assessed by automated data review

Sample Qualification Report with Reason Codes (All Results sorted by Client Sample ID)

Client Sample ID : FWGLL3mw-242C-0542-GW **Lab Report Batch :** A7J090101 **Lab ID :** STLCAN

Sample Date : 10/08/2007 **Analysis Type: RES** **Sample Matrix :** AQ

Lab Sample ID: A7J090101018

Reviewed By / Date : Heather Nelley 12/7/07 **Approved By / Date :**

Analyte Name	Result	Uncertainty / Error	Result Units	Lab Qual	Rep Res	Overall Qual*	Temp	HT	MB	LCS	MS	Lab Dup	Surr	Rep Limit	Moist Tot/Dis	Field QC	Tune	IC	ICV	CV / CCV	Reason Codes
Analysis Method : 353.2 Modified						**Dilution: 1**															
Nitrocellulose	0.50		mg/L	U	YES	UJ					UJ										I
Analysis Method : 8081A						**Dilution: 1**															
4,4'-DDD	0.030		ug/L	U	YES																
4,4'-DDE	0.030		ug/L	U	YES																
4,4'-DDT	0.030		ug/L	U	YES																
Aldrin	0.030		ug/L	U	YES																
alpha-BHC	0.030		ug/L	U	YES																
alpha-Chordane	0.012		ug/L	J	YES	J								J							L
beta-BHC	0.030		ug/L	U	YES																
delta-BHC	0.030		ug/L	U	YES																
Dieldrin	0.030		ug/L	U	YES																
Endosulfan I	0.025		ug/L	U	YES																
Endosulfan II	0.025		ug/L	U	YES																
Endosulfan sulfate	0.030		ug/L	U	YES																
Endrin	0.030		ug/L	U	YES																
Endrin aldehyde	0.030		ug/L	U	YES																
Endrin ketone	0.030		ug/L	U	YES																
gamma-BHC	0.030		ug/L	U	YES																
gamma-Chlordane	0.030		ug/L	U	YES																
Heptachlor	0.030		ug/L	U	YES																
Heptachlor epoxide	0.030		ug/L	U	YES																
Methoxychlor	0.10		ug/L	U	YES																
Toxaphene	2.0		ug/L	U	YES																
Analysis Method : 8082						**Dilution: 1**															
Aroclor 1016	0.50		ug/L	U	YES																
Aroclor 1221	0.50		ug/L	U	YES																
Aroclor 1232	0.50		ug/L	U	YES																
Aroclor 1242	0.50		ug/L	U	YES																
Aroclor 1248	0.50		ug/L	U	YES																
Aroclor 1254	0.50		ug/L	U	YES																
Aroclor 1260	0.50		ug/L	U	YES																
Analysis Method : 8260B						**Dilution: 1**															

* Overall result qualifier reflects summation of qualifiers added during automated data review and any qualifiers added manually for categories not assessed by automated data review

Sample Qualification Report with Reason Codes (All Results sorted by Client Sample ID)

Client Sample ID : FWGLL3mw-242C-0542-GW **Lab Report Batch :** A7J090101 **Lab ID :** STLCAN

Sample Date : 10/08/2007 **Analysis Type: RES** **Sample Matrix :** AQ

Lab Sample ID: A7J090101018

Reviewed By / Date : Heather Medley 12/7/07 **Approved By / Date :**

Analyte Name	Result	Uncertainty / Error	Result Units	Lab Qual	Rep Res	Overall Qual*	Temp	HT	MB	LCS	MS	Lab Dup	Surr	Rep Limit	Moist Tot/Dis	Field QC	Tune	IC	ICV	CV / CCV	Reason Codes
Analysis Method : 8260B						**Dilution: 1**															
1,1,1-Trichloroethane	1.0		ug/L	U	YES																
1,1,2,2-Tetrachloroethane	1.0		ug/L	U	YES																
1,1,2-Trichloroethane	1.0		ug/L	U	YES																
1,1-Dichloroethane	1.0		ug/L	U	YES																
1,1-Dichloroethene	1.0		ug/L	U	YES																
1,2-Dibromoethane	1.0		ug/L	U	YES																
1,2-Dichloroethane	1.0		ug/L	U	YES																
1,2-Dichloroethene (total)	1.0		ug/L	U	YES																
1,2-Dichloropropane	1.0		ug/L	U	YES																
2-Butanone	10		ug/L	U	YES																
2-Hexanone	10		ug/L	U	YES																
4-Methyl-2-pentanone	10		ug/L	U	YES																
Acetone	10		ug/L	U	YES																
Benzene	1.0		ug/L	U	YES																
Bromochloromethane	1.0		ug/L	U	YES																
Bromodichloromethane	1.0		ug/L	U	YES																
Bromoform	1.0		ug/L	U	YES																
Bromomethane	1.0		ug/L	U	YES																
Carbon disulfide	0.58		ug/L	J	YES	J								J							L
Carbon tetrachloride	1.0		ug/L	U	YES																
Chlorobenzene	1.0		ug/L	U	YES																
Chloroethane	1.0		ug/L	U	YES																
Chloroform	1.0		ug/L	U	YES																
Chloromethane	1.0		ug/L	U	YES																
cis-1,2-Dichloroethene	1.0		ug/L	U	YES																
cis-1,3-Dichloropropene	1.0		ug/L	U	YES																
Dibromochloromethane	1.0		ug/L	U	YES																
Ethylbenzene	1.0		ug/L	U	YES																
M&P-XYLENES	2.0		ug/L	U	YES																
Methylene chloride	2.0		ug/L	U	YES																
o-Xylene	1.0		ug/L	U	YES																

* Overall result qualifier reflects summation of qualifiers added during automated data review and any qualifiers added manually for categories not assessed by automated data review

Sample Qualification Report with Reason Codes (All Results sorted by Client Sample ID)

Client Sample ID : FWGLL3mw-242C-0542-GW **Lab Report Batch :** A7J090101 **Lab ID :** STLCAN

Sample Date : 10/08/2007 **Analysis Type: RES** **Sample Matrix :** AQ

Lab Sample ID: A7J090101018

Reviewed By / Date : Heather Medley 12/7/07 **Approved By / Date :**

Analyte Name	Result	Uncertainty / Error	Result Units	Lab Qual	Rep Res	Overall Qual*	Temp	HT	MB	LCS	MS	Lab Dup	Surr	Rep Limit	Moist Tot/Dis	Field QC	Tune	IC	ICV	CV / CCV	Reason Codes
Analysis Method : 8260B						**Dilution: 1**															
Styrene	1.0		ug/L	U	YES																
Tetrachloroethene	1.0		ug/L	U	YES																
Toluene	1.0		ug/L	U	YES																
TOTAL XYLENES	2.0		ug/L	U	YES																
trans-1,2-Dichloroethene	1.0		ug/L	U	YES																
trans-1,3-Dichloropropene	1.0		ug/L	U	YES																
Trichloroethene	1.0		ug/L	U	YES																
Vinyl chloride	1.0		ug/L	U	YES																
Analysis Method : 9012A						**Dilution: 1**															
Cyanide	0.010		mg/L	U	YES	R															Pj-
Analysis Method : SW8330 Modified						**Dilution: 1**															
Nitroguanidine	20		ug/L	U	YES																

* Overall result qualifier reflects summation of qualifiers added during automated data review and any qualifiers added manually for categories not assessed by automated data review

Sample Qualification Report with Reason Codes (All Results sorted by Client Sample ID)

Client Sample ID : FWGTEAM1-TRIP **Lab Report Batch :** A7J090101 **Lab ID :** STLCAN

Sample Date : 10/08/2007 **Analysis Type: RES** **Sample Matrix :** AQ

Lab Sample ID: A7J090101020

Reviewed By / Date : Heather Medley 12/7/07 **Approved By / Date :**

Analyte Name	Result	Uncertainty / Error	Result Units	Lab Qual	Rep Res	Overall Qual*	Temp	HT	MB	LCS	MS	Lab Dup	Surr	Rep Limit	Moist Tot/Dis	Field QC	Tune	IC	ICV	CV / CCV	Reason Codes
Analysis Method : 8260B						**Dilution: 1**															
1,1,1-Trichloroethane	1.0		ug/L	U	YES																
1,1,2,2-Tetrachloroethane	1.0		ug/L	U	YES																
1,1,2-Trichloroethane	1.0		ug/L	U	YES																
1,1-Dichloroethane	1.0		ug/L	U	YES																
1,1-Dichloroethene	1.0		ug/L	U	YES																
1,2-Dibromoethane	1.0		ug/L	U	YES																
1,2-Dichloroethane	1.0		ug/L	U	YES																
1,2-Dichloroethene (total)	1.0		ug/L	U	YES																
1,2-Dichloropropane	1.0		ug/L	U	YES																
2-Butanone	10		ug/L	U	YES																
2-Hexanone	10		ug/L	U	YES																
4-Methyl-2-pentanone	10		ug/L	U	YES																
Acetone	4.0		ug/L	J	YES	J								J							L, B
Benzene	1.0		ug/L	U	YES																
Bromochloromethane	1.0		ug/L	U	YES																
Bromodichloromethane	1.0		ug/L	U	YES																
Bromoform	1.0		ug/L	U	YES																
Bromomethane	1.0		ug/L	U	YES																
Carbon disulfide	1.0		ug/L	U	YES																
Carbon tetrachloride	1.0		ug/L	U	YES																
Chlorobenzene	1.0		ug/L	U	YES																
Chloroethane	1.0		ug/L	U	YES																
Chloroform	1.0		ug/L	U	YES																
Chloromethane	1.0		ug/L	U	YES																
cis-1,2-Dichloroethene	1.0		ug/L	U	YES																
cis-1,3-Dichloropropene	1.0		ug/L	U	YES																
Dibromochloromethane	1.0		ug/L	U	YES																
Ethylbenzene	1.0		ug/L	U	YES																
M&P-XYLENES	2.0		ug/L	U	YES																
Methylene chloride	0.66		ug/L	J	YES	J								J							L
o-Xylene	1.0		ug/L	U	YES																

* Overall result qualifier reflects summation of qualifiers added during automated data review and any qualifiers added manually for categories not assessed by automated data review

Sample Qualification Report with Reason Codes (All Results sorted by Client Sample ID)

Client Sample ID : FWGTEAM1-TRIP **Lab Report Batch :** A7J090101 **Lab ID :** STLCAN

Sample Date : 10/08/2007 **Analysis Type: RES** **Sample Matrix :** AQ

Lab Sample ID: A7J090101020

Reviewed By / Date : Heather Medley 12/7/07 **Approved By / Date :**

Analyte Name	Result	Uncertainty / Error	Result Units	Lab Qual	Rep Res	Overall Qual*	Temp	HT	MB	LCS	MS	Lab Dup	Surr	Rep Limit	Moist Tot/Dis	Field QC	Tune	IC	ICV	CV / CCV	Reason Codes
Analysis Method : 8260B						**Dilution: 1**															
Styrene	1.0		ug/L	U	YES																
Tetrachloroethene	1.0		ug/L	U	YES																
Toluene	1.0		ug/L	U	YES																
TOTAL XYLENES	2.0		ug/L	U	YES																
trans-1,2-Dichloroethene	1.0		ug/L	U	YES																
trans-1,3-Dichloropropene	1.0		ug/L	U	YES																
Trichloroethene	1.0		ug/L	U	YES																
Vinyl chloride	1.0		ug/L	U	YES																

* Overall result qualifier reflects summation of qualifiers added during automated data review and any qualifiers added manually for categories not assessed by automated data review

Sample Qualification Report with Reason Codes (All Results sorted by Client Sample ID)

Client Sample ID : FWGTEAM2-TRIP **Lab Report Batch :** A7J090101 **Lab ID :** STLCAN

Sample Date : 10/08/2007 **Analysis Type: RES** **Sample Matrix :** AQ

Lab Sample ID: A7J090101015

Reviewed By / Date : Heather Medley 12/7/07 **Approved By / Date :**

Analyte Name	Result	Uncertainty / Error	Result Units	Lab Qual	Rep Res	Overall Qual*	Temp	HT	MB	LCS	MS	Lab Dup	Surr	Rep Limit	Moist Tot/Dis	Field QC	Tune	IC	ICV	CV / CCV	Reason Codes
Analysis Method : 8260B						**Dilution: 1**															
1,1,1-Trichloroethane	1.0		ug/L	U	YES																
1,1,2,2-Tetrachloroethane	1.0		ug/L	U	YES																
1,1,2-Trichloroethane	1.0		ug/L	U	YES																
1,1-Dichloroethane	1.0		ug/L	U	YES																
1,1-Dichloroethene	1.0		ug/L	U	YES																
1,2-Dibromoethane	1.0		ug/L	U	YES																
1,2-Dichloroethane	1.0		ug/L	U	YES																
1,2-Dichloroethene (total)	1.0		ug/L	U	YES																
1,2-Dichloropropane	1.0		ug/L	U	YES																
2-Butanone	10		ug/L	U	YES																
2-Hexanone	10		ug/L	U	YES																
4-Methyl-2-pentanone	10		ug/L	U	YES																
Acetone	3.6		ug/L	J	YES	J								J							L
Benzene	1.0		ug/L	U	YES																
Bromochloromethane	1.0		ug/L	U	YES																
Bromodichloromethane	1.0		ug/L	U	YES																
Bromoform	1.0		ug/L	U	YES																
Bromomethane	1.0		ug/L	U	YES																
Carbon disulfide	1.0		ug/L	U	YES																
Carbon tetrachloride	1.0		ug/L	U	YES																
Chlorobenzene	1.0		ug/L	U	YES																
Chloroethane	1.0		ug/L	U	YES																
Chloroform	1.0		ug/L	U	YES																
Chloromethane	1.0		ug/L	U	YES																
cis-1,2-Dichloroethene	1.0		ug/L	U	YES																
cis-1,3-Dichloropropene	1.0		ug/L	U	YES																
Dibromochloromethane	1.0		ug/L	U	YES																
Ethylbenzene	1.0		ug/L	U	YES																
M&P-XYLENES	2.0		ug/L	U	YES																
Methylene chloride	0.69		ug/L	J	YES	J								J							L
o-Xylene	1.0		ug/L	U	YES																

* Overall result qualifier reflects summation of qualifiers added during automated data review and any qualifiers added manually for categories not assessed by automated data review

Sample Qualification Report with Reason Codes (All Results sorted by Client Sample ID)

Client Sample ID : FWGTEAM2-TRIP **Lab Report Batch :** A7J090101 **Lab ID :** STLCAN

Sample Date : 10/08/2007 **Analysis Type: RES** **Sample Matrix :** AQ

Lab Sample ID: A7J090101015

Reviewed By / Date : 12/7/07 **Approved By / Date :**

Analyte Name	Result	Uncertainty / Error	Result Units	Lab Qual	Rep Res	Overall Qual*	Temp	HT	MB	LCS	MS	Lab Dup	Surr	Rep Limit	Moist Tot/Dis	Field QC	Tune	IC	ICV	CV / CCV	Reason Codes
Analysis Method : 8260B						**Dilution: 1**															
Styrene	1.0		ug/L	U	YES																
Tetrachloroethene	1.0		ug/L	U	YES																
Toluene	1.0		ug/L	U	YES																
TOTAL XYLENES	2.0		ug/L	U	YES																
trans-1,2-Dichloroethene	1.0		ug/L	U	YES																
trans-1,3-Dichloropropene	1.0		ug/L	U	YES																
Trichloroethene	1.0		ug/L	U	YES																
Vinyl chloride	1.0		ug/L	U	YES																

* Overall result qualifier reflects summation of qualifiers added during automated data review and any qualifiers added manually for categories not assessed by automated data review

Sample Qualification Report with Reason Codes (All Results sorted by Client Sample ID)

Client Sample ID : FWGTeam3-TRIP **Lab Report Batch :** A7J090101 **Lab ID :** STLCAN

Sample Date : 10/08/2007 **Analysis Type: RES** **Sample Matrix :** AQ

Lab Sample ID: A7J090101005

Reviewed By / Date : Heather Medley 12/7/07 **Approved By / Date :**

Analyte Name	Result	Uncertainty / Error	Result Units	Lab Qual	Rep Res	Overall Qual*	Temp	HT	MB	LCS	MS	Lab Dup	Surr	Rep Limit	Moist Tot/Dis	Field QC	Tune	IC	ICV	CV / CCV	Reason Codes
Analysis Method : 8260B						**Dilution: 1**															
1,1,1-Trichloroethane	1.0		ug/L	U	YES																
1,1,2,2-Tetrachloroethane	1.0		ug/L	U	YES																
1,1,2-Trichloroethane	1.0		ug/L	U	YES																
1,1-Dichloroethane	1.0		ug/L	U	YES																
1,1-Dichloroethene	1.0		ug/L	U	YES																
1,2-Dibromoethane	1.0		ug/L	U	YES																
1,2-Dichloroethane	1.0		ug/L	U	YES																
1,2-Dichloroethene (total)	1.0		ug/L	U	YES																
1,2-Dichloropropane	1.0		ug/L	U	YES																
2-Butanone	10		ug/L	U	YES																
2-Hexanone	10		ug/L	U	YES																
4-Methyl-2-pentanone	10		ug/L	U	YES																
Acetone	4.0		ug/L	J	YES	J								J							L
Benzene	1.0		ug/L	U	YES																
Bromochloromethane	1.0		ug/L	U	YES																
Bromodichloromethane	1.0		ug/L	U	YES																
Bromoform	1.0		ug/L	U	YES																
Bromomethane	1.0		ug/L	U	YES																
Carbon disulfide	1.0		ug/L	U	YES																
Carbon tetrachloride	1.0		ug/L	U	YES																
Chlorobenzene	1.0		ug/L	U	YES																
Chloroethane	1.0		ug/L	U	YES																
Chloroform	1.0		ug/L	U	YES																
Chloromethane	1.0		ug/L	U	YES																
cis-1,2-Dichloroethene	1.0		ug/L	U	YES																
cis-1,3-Dichloropropene	1.0		ug/L	U	YES																
Dibromochloromethane	1.0		ug/L	U	YES																
Ethylbenzene	1.0		ug/L	U	YES																
M&P-XYLENES	2.0		ug/L	U	YES																
Methylene chloride	0.53		ug/L	J	YES	J								J							L
o-Xylene	1.0		ug/L	U	YES																

* Overall result qualifier reflects summation of qualifiers added during automated data review and any qualifiers added manually for categories not assessed by automated data review

Sample Qualification Report with Reason Codes (All Results sorted by Client Sample ID)

Client Sample ID : FWGTeam3-TRIP **Lab Report Batch :** A7J090101 **Lab ID :** STLCAN

Sample Date : 10/08/2007 **Analysis Type: RES** **Sample Matrix :** AQ

Lab Sample ID: A7J090101005

Reviewed By / Date : Heather Medley 12/7/07 **Approved By / Date :**

Analyte Name	Result	Uncertainty / Error	Result Units	Lab Qual	Rep Res	Overall Qual*	Temp	HT	MB	LCS	MS	Lab Dup	Surr	Rep Limit	Moist Tot/Dis	Field QC	Tune	IC	ICV	CV / CCV	Reason Codes
Analysis Method : 8260B						**Dilution: 1**															
Styrene	1.0		ug/L	U	YES																
Tetrachloroethene	1.0		ug/L	U	YES																
Toluene	1.0		ug/L	U	YES																
TOTAL XYLENES	2.0		ug/L	U	YES																
trans-1,2-Dichloroethene	1.0		ug/L	U	YES																
trans-1,3-Dichloropropene	1.0		ug/L	U	YES																
Trichloroethene	1.0		ug/L	U	YES																
Vinyl chloride	1.0		ug/L	U	YES																

* Overall result qualifier reflects summation of qualifiers added during automated data review and any qualifiers added manually for categories not assessed by automated data review

Reason Code Library: Example 1

Category	Code
Low Bias Indicator	-
High Bias Indicator	+
Temperature	A
Holding Times	
Sampling to Analysis	C
Sampling to Extraction	D
Extaction to Analysis	E
Method Blanks	F
Surrogate Recovery	G
MS/MSD	
MS/MSD Recovery	H
MS/MSD RPD	I
LCS	
LCS Recovery	J
LCS RPD	K
Reporting Limits	L
Field QC	
Field Blank	M
Equipment Blank	N
Trip Blank	O
Field Duplicate	P
Initial Calibration	
Initial Calibration RRF	Q
Initial Calibration RSD	R
Initial Calibration Cor. Coef	S
Initial Calibration Verification	
Initial Calibration Verificaton RRF	T
Initial CalibrationVerification %D	U
Continuing Calibration	
Continuing Calibraiton RRF	V
Continuing Calibration %D	W
GC/MS Tune	
GC/MS Tune for Initial Calibration	X
GC/MS Tune for Continuing Calibration	Y
Laboratory Duplicate	Z
Categories not Assessed by Automated Data Review*	
Internal Standards	Is
Calibration Blanks	Cb
Resolution Check Mixture	Rm
Performance Evaluation Mixture	Pm
Professional Judgement	Pj

* Qualifiers for data-review categories not assessed by automated data review are manually entered by the user. The application automaticallly adds reason codes listed here when the user manually adds qualifiers for these categories if the option for applying reason codes was selected during automated data review.

CASE NARRATIVE

A7J090101

The following report contains the analytical results for seventeen water samples and three quality control samples submitted to TestAmerica North Canton by Environmental Quality Mgt. Inc. from the RVAAP (OH) Site, project number 30240.0006. The samples were received October 09, 2007, according to documented sample acceptance procedures.

TheMethod SW846 6860 Perchlorate analysis was performed at the TestAmerica Denver laboratory.

The 8330 Explosives, 353.2 Nitrocellulose as N, and Nitroguanidine analyses were performed at the TestAmerica West Sacramento laboratory. Refer to TestAmerica West Sacramento narrative included in their data package for additional information.

TestAmerica utilizes USEPA approved methods in all analytical work. The samples presented in this report were analyzed for the parameter(s) listed on the analytical methods summary page in accordance with the method(s) indicated. Preliminary results were provided to Eric Corbin, Heather Medley on November 02, 2007. A summary of QC data for these analyses is included at the back of the report.

TestAmerica North Canton attests to the validity of the laboratory data generated by TestAmerica facilities reported herein. All analyses performed by TestAmerica facilities were done using established laboratory SOPs that incorporate QA/QC procedures described in the applicable methods. TestAmerica's operations groups have reviewed the data for compliance with the laboratory QA/QC plan, and data have been found to be compliant with laboratory protocols unless otherwise noted below.

The test results in this report meet all NELAP requirements for parameters for which accreditation is required or available. Any exceptions to NELAP requirements are noted in this report. Pursuant to NELAP, this report may not be reproduced, except in full, without the written approval of the laboratory.

Please refer to the Quality Control Elements Narrative following this case narrative for additional quality control information.

If you have any questions, please call the Project Manager, Mark J. Loeb, at 330-497-9396.

This report is sequentially paginated. The final page of the report is labeled as "END OF REPORT."

CASE NARRATIVE (continued)

SUPPLEMENTAL QC INFORMATION

SAMPLE RECEIVING

The coolers were received at temperatures ranging from 1.4 to 5.4°C.

See TestAmerica's Cooler Receipt Form for additional information.

GC/MS VOLATILES

Samples FWGTeam3-TRIP, FWGEQUIPRINSE1-0556-GW, FWGTEAM2-TRIP, FWGLL3mw-242C-0542-GW, and FWGTEAM1-TRIP contain results between the MDL and the RL that were flagged with "J". There is a possibility of false positive or mis-identification at these quantitation levels. In analytical methods requiring confirmation of the analyte reported, confirmation was performed only down to the standard reporting limit (SRL). The acceptance criteria for QC samples may not be met at these quantitation levels.

The matrix spike and matrix spike duplicate for FWGLL1mw-083C-0537-GW had RPD's outside laboratory stated acceptance limits. The MS and MSD RPD for 1,2,4-Trichlorobenzene is 24%, which is less than the LCG stated limit of 30% for LCS and LCSD. Since the associated method blank and laboratory control sample were in control, no corrective action was necessary.

GC/MS SEMIVOLATILES

Samples FWGLL1mw-083C-0537-GW, FWGLL1mw-078C-0535-GW, FWGLL2mw-059C-0538-GW, FWGLL2mw-262C-0539-GW, FWGLL2mw-263C-0540-GW, FWGLL3mw-238C-0541-GW, FWGEQUIPRINSE1-0556-GW, FWGLL11mw-007C-0529-GW, and FWGLL3mw-242C-0542-GW contained concentrations of bis(2-Ethylhexyl)phthalate at a reportable level in the associated Method Blank that were flagged with "B". All target analytes in the Method Blank must be below the reporting limit (RL) or the associated samples must be ND with the exception of common laboratory contaminants. Concentrations found in the samples were all less than one-half (1/2) the CRDL.

CASE NARRATIVE (continued)

GC/MS SEMIVOLATILES (continued)

Samples FWGLL1mw-083C-0537-GW, FWGLL1mw-078C-0535-GW, FWGLL2mw-059C-0538-GW, FWGLL2mw-262C-0539-GW, FWGLL2mw-263C-0540-GW, FWGLL3mw-238C-0541-GW, FWGEQUIPRINSE1-0556-GW, FWGLL11mw-007C-0529-GW, and FWGLL3mw-242C-0542-GW contain results between the MDL and the RL that were flagged with "J". There is a possibility of false positive or mis-identification at these quantitation levels. In analytical methods requiring confirmation of the analyte reported, confirmation was performed only down to the standard reporting limit (SRL). The acceptance criteria for QC samples may not be met at these quantitation levels.

The matrix spike and matrix spike duplicate for FWGLL1mw-083C-0537-GW had RPD's and recoveries outside acceptance limits for Hexachlorocyclopentadiene and Caprolactam. However, since the associated method blank(s) and laboratory control sample(s) were in control, no corrective action was necessary.

The LCS shows recoveries for Benzoic acid and Hexachlorocyclopentadiene outside stated limits. Both compounds are poor performing compounds and recoveries are biased low.

PESTICIDES-8081

Samples FWGLL2mw-059C-0538-GW, FWGLL2mw-262C-0539-GW, FWGLL2mw-263C-0540-GW, FWGLL11mw-007C-0529-GW, and FWGLL3mw-242C-0542-GW, contain results between the MDL and the RL that were flagged with "J". There is a possibility of false positive or mis-identification at these quantitation levels. In analytical methods requiring confirmation of the analyte reported, confirmation was performed only down to the standard reporting limit (SRL). The acceptance criteria for QC samples may not be met at these quantitation levels.

The matrix spike and matrix spike duplicate for FWGLL1mw-083C-0537-GW had recoveries outside acceptance limits. However, since the associated method blank(s) and laboratory control sample(s) were in control, no corrective action was necessary.

The LCS associated with QC Batch 7283017 shows Heptachlor epoxide and Dieldrin outside stated control limits. The recoveries are biased high and neither compound is reported for the samples associated with this LCS.

Due to matrix interference, samples FWGLL1mw-083C-0537-GW and FWGLL3mw-238C-0541-GW were analyzed at a dilution. These dilutions resulted in elevated reporting limits for both samples.

CASE NARRATIVE (continued)

PESTICIDES-8081 (continued)

Sample FWGLL1mw-083C-0537-GW, A7J090101-001, ran at a 20X due to matrix interference. The sample extract was cleaned with no effect. Chromatograms of the undiluted run are included in the pesticide miscellaneous data section of the report.

Sample FWGLL3mw-238C-0541-GW. A7J090101-012, ran at a 50X due to matrix interference. The sample extract was cleaned with no effect. Chromatograms of the undiluted run are included in the pesticide miscellaneous data section of the report.

POLYCHLORINATED BIPHENYLS-8082

The analytical results met the requirements of the laboratory's QA/QC program.

METALS

Samples FWGLL1mw-083C-0537-GF, FWGLL1mw-078C-0535-GF, FWGLL2mw-059C-0538-GF, FWGLL2mw-262C-0539-GF, FWGLL2mw-263C-0540-GF, FWGLL3mw-238C-0541-GF, FWGEQUIPRINSE1-0556-GW, FWGLL11mw-007C-0529-GF, FWGLL3mw-242C-0542-GF, and the Method Blank contain results between the MDL and the RL that were flagged with "B". There is the possibility of false positive or mis-identification at these quantitation levels. The acceptance criteria for the ICB, CCB, and Method Blank are +/- the standard reporting limit (SRL).

Serial dilution of a sample in this lot indicates that physical and chemical interferences were present. Refer to the sample report pages for the affected analytes flagged with "E".

Samples FWGLL1mw-083C-0537-GF, FWGLL1mw-078C-0535-GF, FWGLL2mw-059C-0538-GF, FWGLL2mw-262C-0539-GF, FWGLL2mw-263C-0540-GF, FWGLL3mw-238C-0541-GF, FWGEQUIPRINSE1-0556-GW, FWGLL11mw-007C-0529-GF, and FWGLL3mw-242C-0542-GF, contain concentrations of Potassium at a reportable level in the associated Method Blank and are flagged with "J".

The sample duplicate RPD was outside the acceptance limits for some analytes. The result is less than five times the reporting limit; therefore, no corrective action is required. Refer to the sample duplicate report for RPDS that exceed 20%.

GENERAL CHEMISTRY

The matrix spike/matrix spike duplicate(s) for FWGLL1mw-083C-0537-GW had RPD's outside acceptance limits. However, since the associated method blank(s) and laboratory control sample(s) were in control, no corrective action was necessary.

QUALITY CONTROL ELEMENTS NARRATIVE

TestAmerica North Canton (formerly STL North Canton) conducts a quality assurance/quality control (QA/QC) program designed to provide scientifically valid and legally defensible data. Toward this end, several types of quality control indicators are incorporated into the QA/QC program, which is described in detail in QA Policy, QA-003. These indicators are introduced into the sample testing process to provide a mechanism for the assessment of the analytical data.

QC BATCH

Environmental samples are taken through the testing process in groups called QUALITY CONTROL BATCHES (QC batches). A QC batch contains up to twenty environmental samples of a similar matrix (water, soil) that are processed using the same reagents and standards. TestAmerica North Canton (formerly STL North Canton) requires that each environmental sample be associated with a QC batch.

Several quality control samples are included in each QC batch and are processed identically to the twenty environmental samples.

For SW846/RCRA methods, QC samples include a METHOD BLANK (MB), a LABORATORY CONTROL SAMPLE (LCS) and, where appropriate, a MATRIX SPIKE/MATRIX SPIKE DUPLICATE (MS/MSD) pair or a MATRIX SPIKE/SAMPLE DUPLICATE (MS/DU) pair. If there is insufficient sample to perform an MS/MSD or an MS/DU, then a LABORATORY CONTROL SAMPLE DUPLICATE (LCSD) is included in the QC batch.

For 600 series/CWA methods, QC samples include a METHOD BLANK (MB), a LABORATORY CONTROL SAMPLE (LCS) and, where appropriate, a MATRIX SPIKE (MS). An MS is prepared and analyzed at a 10% frequency for GC Methods and at a 5% frequency for GC/MS methods.

LABORATORY CONTROL SAMPLE

The Laboratory Control Sample is a QC sample that is created by adding known concentrations of a full or partial set of target analytes to a matrix similar to that of the environmental samples in the QC batch. Multi peak responders may not be included in the target spike list due to co-elution. The LCS analyte recovery results are used to monitor the analytical process and provide evidence that the laboratory is performing the method within acceptable guidelines. All control analytes indicated by a bold type in the LCS must meet acceptance criteria. Failure to meet the established recovery guidelines requires the repreparation and reanalysis of all samples in the QC batch. Comparison of only the failed parameters from the first batch are evaluated. The only exception to the rework requirement is that if the LCS recoveries are biased high and the associated sample is ND (non-detected) for the parameter(s) of interest, the batch is acceptable.

At times, a Laboratory Control Sample Duplicate (LCSD) is also included in the QC batch. An LCSD is a QC sample that is created and handled identically to the LCS. Analyte recovery data from the LCSD is assessed in the same way as that of the LCS. The LCSD recoveries, together with the LCS recoveries, are used to determine the reproducibility (precision) of the analytical system. Precision data are expressed as relative percent differences (RPDs). If the RPD fails for an LCS/LCSD and yet the recoveries are within acceptance criteria, the batch is still acceptable.

METHOD BLANK

The Method Blank is a QC sample consisting of all the reagents used in analyzing the environmental samples contained in the QC batch. Method Blank results are used to determine if interference or contamination in the analytical system could lead to the reporting of false positive data or elevated analyte concentrations. All target analytes must be below the reporting limits (RL) or the associated sample(s) must be ND except under the following circumstances:

- Common organic contaminants may be present at concentrations up to 5 times the reporting limits. Common metals contaminants may be present at concentrations up to 2 times the reporting limit, or the reported blank concentration must be twenty fold less than the concentration reported in the associated environmental samples. (See common laboratory contaminants listed in the table.)

Volatile (GC or GC/MS)	Semivolatile (GC/MS)	Metals ICP-MS	Metals ICP Trace
Methylene Chloride, Acetone, 2-Butanone	Phthalate Esters	Copper, Iron, Zinc, Lead, Calcium, Magnesium, Potassium, Sodium, Barium, Chromium, Manganese	Copper, Iron, Zinc, Lead

QUALITY CONTROL ELEMENTS NARRATIVE (continued)

- Organic blanks will be accepted if compounds detected in the blank are present in the associated samples at levels 10 times the blank level. Inorganic blanks will be accepted if elements detected in the blank are present in the associated samples at 20 times the blank level.

- Blanks will be accepted if the compounds/elements detected are not present in any of the associated environmental samples.

Failure to meet these Method Blank criteria requires the repreparation and reanalysis of all samples in the QC batch.

MATRIX SPIKE/MATRIX SPIKE DUPLICATE

A Matrix Spike and a Matrix Spike Duplicate are a pair of environmental samples to which known concentrations of a full or partial set of target analytes are added. The MS/MSD results are determined in the same manner as the results of the environmental sample used to prepare the MS/MSD. The analyte recoveries and the relative percent differences (RPDs) of the recoveries are calculated and used to evaluate the effect of the sample matrix on the analytical results. Due to the potential variability of the matrix of each sample, the MS/MSD results may not have an immediate bearing on any samples except the one spiked; therefore, the associated batch MS/MSD may not reflect the same compounds as the samples contained in the analytical report. When these MS/MSD results fail to meet acceptance criteria, the data is evaluated. If the LCS is within acceptance criteria, the batch is considered acceptable.

For certain methods, a Matrix Spike/Sample Duplicate (MS/DU) may be included in the QC batch in place of the MS/MSD. For the parameters (i.e. pH, ignitability) where it is not possible to prepare a spiked sample, a Sample Duplicate may be included in the QC batch. However, a Sample Duplicate is less likely to provide usable precision statistics depending on the likelihood of finding concentrations below the standard reporting limit. When the Sample Duplicate result fails to meet acceptance criteria, the data is evaluated.

For certain methods (600 series methods/CWA), a Matrix Spike is required in place of a Matrix Spike/Matrix Spike Duplicate (*MS/MSD*) or *Matrix Spike/Sample Duplicate (MS/DU)*.

The acceptance criteria do not apply to samples that are diluted.

SURROGATE COMPOUNDS

In addition to these batch-related QC indicators, each organic environmental and QC sample is spiked with surrogate compounds. Surrogates are organic chemicals that behave similarly to the analytes of interest and that are rarely present in the environment. Surrogate recoveries are used to monitor the individual performance of a sample in the analytical system.

If surrogate recoveries are biased high in the LCS, LCSD, or the Method Blank, and the associated sample(s) are ND, the batch is acceptable. Otherwise, if the LCS, LCSD, or Method Blank surrogate(s) fail to meet recovery criteria, the entire sample batch is reprepared and reanalyzed. If the surrogate recoveries are outside criteria for environmental samples, the samples will be reprepared and reanalyzed unless there is objective evidence of matrix interference or if the sample dilution is greater than the threshold outlined in the associated method SOP.

The acceptance criteria do not apply to samples that are diluted. All other surrogate recoveries will be reported.

For the GC/MS BNA methods, the surrogate criterion is that two of the three surrogates for each fraction must meet acceptance criteria. The third surrogate must have a recovery of ten percent or greater.

For the Pesticide and PCB methods, the surrogate criterion is that one of two surrogate compounds must meet acceptance criteria. The second surrogate must have a recovery of 10% or greater.

TestAmerica North Canton (formerly STL North Canton)Certifications and Approvals:

California (#01144CA), Connecticut (#PH-0590), Florida (#E87225),
Illinois (#200004), Kansas (#E10336), Minnesota (#39-999-348), New Jersey (#OH001), New York (#10975), OhioVAP (#CL0024), West Virginia (#210), Wisconsin (#999518190),NAVY, ARMY, USDA Soil Permit,

SAMPLE SUMMARY

A7J090101

WO #	SAMPLE#	CLIENT SAMPLE ID	SAMPLED DATE	SAMP TIME
J8G41	001	FWGLL1mw-083C-0537-GW	10/08/07	11:35
J8G44	002	FWGLL1mw-083C-0537-GF	10/08/07	11:35
J8G45	003	FWGLL1mw-078C-0535-GW	10/08/07	15:05
J8G46	004	FWGLL1mw-078C-0535-GF	10/08/07	15:05
J8G47	005	FWGTeam3-TRIP	10/08/07	08:00
J8G5L	006	FWGLL2mw-059C-0538-GW	10/08/07	10:40
J8G5M	007	FWGLL2mw-059C-0538-GF	10/08/07	10:40
J8G5N	008	FWGLL2mw-262C-0539-GW	10/08/07	12:20
J8G5R	009	FWGLL2mw-262C-0539-GF	10/08/07	12:20
J8G5T	010	FWGLL2mw-263C-0540-GW	10/08/07	14:00
J8G5W	011	FWGLL2mw-263C-0540-GF	10/08/07	14:00
J8G5X	012	FWGLL3mw-238C-0541-GW	10/08/07	15:15
J8G51	013	FWGLL3mw-238C-0541-GF	10/08/07	15:15
J8G52	014	FWGEQUIPRINSE1-0556-GW	10/08/07	16:10
J8G53	015	FWGTEAM2-TRIP	10/08/07	08:00
J8G54	016	FWGLL11mw-007C-0529-GW	10/08/07	12:35
J8G55	017	FWGLL11mw-007C-0529-GF	10/08/07	12:35
J8G56	018	FWGLL3mw-242C-0542-GW	10/08/07	14:58
J8G57	019	FWGLL3mw-242C-0542-GF	10/08/07	14:58
J8G58	020	FWGTEAM1-TRIP	10/08/07	08:00

NOTE(S):

- The analytical results of the samples listed above are presented on the following pages.
- All calculations are performed before rounding to avoid round-off errors in calculated results.
- Results noted as "ND" were not detected at or above the stated limit.
- This report must not be reproduced, except in full, without the written approval of the laboratory.
- Results for the following parameters are never reported on a dry weight basis: color, corrosivity, density, flashpoint, ignitability, layers, odor, paint filter test, pH, porosity pressure, reactivity, redox potential, specific gravity, spot tests, solids, solubility, temperature, viscosity, and weight.

CASE NARRATIVE

STL SACRAMENTO PROJECT NUMBER A7J090101

General Comments
No manual integrations were performed on this lot.

WATER, 8330, Explosives
Sample(s): 1, 12
The surrogate recoveries were diluted out on these samples.

Samples: 1, 3, 6, 8, 10, 12, 14, 16, 18
The matrix spikes, which were performed on sample 1, were diluted out.

WATER, 353.2, Nitrocellulose
Sample(s): 1, 3, 6, 8, 10, 12, 14, 16, 18
The matrix spikes, which were performed on sample 1, showed a low matrix spike duplicate recovery due to possible matrix interferences. Since the laboratory control sample showed acceptable recoveries, no corrective action was performed.

There were no other anomalies associated with this project.

[redacted]

Chain of Custody Record

SEVERN TRENT formerly STL / TestAmerica

Severn Trent Laboratories, Inc.

STL-4124 (0901)

Client: EQM	Project Manager: John Miller	Date:	Chain of Custody Number: 117222
Address: 1800 Carillon Blvd	Telephone Number (Area Code)/Fax Number: 513 825 7500 fax 7495	Lab Number: 3304979396	Page ____ of ____
City: Cincinnati; State: OH; Zip Code: 45240	Site Contact: E Corbin; Lab Contact: M Loeb		
Project Name and Location (State): RVAAP (OH) Pn#30240.0006	Carrier/Waybill Number: Lab pick up		
Contract/Purchase Order/Quote No.:			

Analysis (Attach list if more space is needed)

Sample I.D. No. and Description (Containers for each sample may be combined on one line)	Date	Time	Matrix: Air	Aqueous	Sed.	Soil	Containers & Preservatives: Unpres.	H2SO4	HNO3	HCl	NaOH	ZnAc/NaOH	VOC 8260	SVOC 8270	EXPIO 8330	Pest 8081	PCB 8082	Cyanide	Propellants	Perchlorates	Metal 6010/6020 7470				Special Instructions/ Conditions of Receipt
FWGLL1MW-083C-0537GW		1135		X			27			9		3	X	X	X	X	X	X	X						MSMSD
FWGLL1MW-083C-0537GF		1135		X			3		3											X	X				MSMSD
FWGLL1MW-078C-0535GW		1505		X			9			3		1	X	X	X	X	X	X	X						
FWGLL1MW-078C-0535-GF		1505		X			1		1											X	X				
EWG Team 3-TRIP		0800		X						2			X												

10-8-07

Possible Hazard Identification: [X] Non-Hazard [ ] Flammable [ ] Skin Irritant [ ] Poison B [ ] Unknown

Sample Disposal: [ ] Return To Client [X] Disposal By Lab [ ] Archive For ____ Months (A fee may be assessed if samples are retained longer than 1 month)

Turn Around Time Required: [ ] 24 Hours [ ] 48 Hours [ ] 7 Days [ ] 14 Days [X] 21 Days [ ] Other Per SOW

QC Requirements (Specify): Metals + Perchlorates are field filtered

	Date	Time		Date	Time
1. Relinquished By: [signature]	10-8-07	1755	1. Received By: Rick Robison	10-8-07	1755
2. Relinquished By: Rick Robison	10-8-07	1845	2. Received By: Matt [signature] TAL/NC	9 Oct 2007	0700
3. Relinquished By:			3. Received By:		

Comments: Temps may not meet requirements if sample collection is late in the day close to the lab pickup time. All VOAs in Cooler ID#s 120, 121, 122, 123, 120

DISTRIBUTION: WHITE - Returned to Client with Report; CANARY - Stays with the Sample; PINK - Field Copy

TestAmerica North Canton

Chain of Custody Record

SEVERN TRENT formerly STL
Severn Trent Laboratories, Inc.

TestAmerica 22

STL-4124 (0901)

Client: EQM	Project Manager: John Miller	Date: 10-8-07	Chain of Custody Number: 117225
Address: 1800 Carillon Blvd	Telephone Number (Area Code)/Fax Number: 513 825 7500 FAX 7495	Lab Number: 330497396	Page 1 of 1
City: Cincinnati / State: OH / Zip Code: 45240	Site Contact: E Corbin	Lab Contact: M Loeb	
Project Name and Location (State): RVAAP (OH) PN#30240.0006	Carrier/Waybill Number: Lab Pickup		
Contract/Purchase Order/Quote No.			

Sample I.D. No. and Description (Containers for each sample may be combined on one line)	Date	Time	Matrix: Air	Aqueous	Sed.	Soil	Containers & Preservatives: Unpres.	H2SO4	HNO3	HCl	NaOH	ZnAc/ NaOH	Analysis: VOC 8260	SVOC 8270	EXP10 8330	Pest 8081	PCB 8082	Cyanide	Hydrazines	Perchlorates	Metals 6020 7470	Special Instructions/ Conditions of Receipt
FWGLL2mw-059C-0538-GW	10-8-07	1040		X			9			3	1		X	X	X	X	X	X	X			
FWGLL2mw-059C-0538-GF		1040		X			1		1											X	X	
FWGLL2mw-262C-0539-GW		1220		X			9			3	1		X	X	X	X	X	X	X			
FWGLL2mw-262C-0539-GF		1220		X			1		1											X	X	
FWGLL2mw-263C-0540-GW		1400		X			9			3	1		X	X	X	X	X	X	X			
FWGLL2mw-263C-0540-GF		1400		X			1		1											X	X	
FWGLL3mw-238C-0541-GW		1515		X						3			X	X	X	X	X	X	X			
FWGLL3mw-238C-0541-GF		1515		X			1		1											X	X	
FWGEQUIPRINSE1-0556-GW		1610		X			10		1	3	1		X	X	X	X	X	X	X	X	X	not filtered
FWGTEAM2-TRIP		0800		X						2			X									

Colin Glen 10-8-07

Possible Hazard Identification: [X] Non-Hazard [ ] Flammable [ ] Skin Irritant [ ] Poison B [ ] Unknown

Sample Disposal: [ ] Return To Client [X] Disposal By Lab [ ] Archive For ____ Months (A fee may be assessed if samples are retained longer than 1 month)

Turn Around Time Required: [ ] 24 Hours [ ] 48 Hours [ ] 7 Days [ ] 14 Days [X] 21 Days [ ] Other Per SOW

QC Requirements (Specify): Metals & Perchlorates are field filtered except Rinse

1. Relinquished By: Colin Glen	Date: 10-8-07	Time: 1742	1. Received By: Rick Robson	Date: 10-8-07	Time: 1742
2. Relinquished By: Rick Robson	Date: 10-8-07	Time: 1845	2. Received By: Matt Jent TAL/NC	Date: 10-9-07	Time: 0700
3. Relinquished By	Date:	Time:	3. Received By	Date:	Time:

Comments: Temps may not meet requirements if sample collection is late in the day close to lab pick up time

Cooler ID#s 114, 115, 116, 117, 118 All VOAs in 118

DISTRIBUTION: WHITE - Returned to Client with Report; CANARY - Stays with the Sample; PINK - Field Copy

TestAmerica North Canton

[redacted]

Chain of Custody Record

SEVERN TRENT formerly STL / TestAmerica

Severn Trent Laboratories, Inc.

STL-4124 (0901)

Client: EQM	Project Manager: John Miller	Date: 10-8-07	Chain of Custody Number: 117226
Address: 1800 Carillon Blvd	Telephone Number (Area Code)/Fax Number: 513 825 7500 FAX 7495	Lab Number: 3304979396	Page 1 of 1
City: Cincinnati; State: OH; Zip Code: 45240	Site Contact: E Corbin; Lab Contact: M Loeb		
Project Name and Location (State): RVAAP (OH) PN#30240.0006	Carrier/Waybill Number: Lab Pickup		
Contract/Purchase Order/Quote No.			

Analysis (Attach list if more space is needed)

Sample I.D. No. and Description (Containers for each sample may be combined on one line)	Date	Time	Matrix: Air	Aqueous	Sed.	Soil	Containers & Preservatives: Unpres.	H2SO4	HNO3	HCl	NaOH	ZnAc/NaOH	VOC 8260	SVOC 8270	Explo 8330	Pest 8081	PCB 8082	Cyanide	Propellants	Perchlorates	Metal 6010 6020 7470	Special Instructions/ Conditions of Receipt
~~FWGLL11mw-002C-0528-GW~~	~~10/8/07~~	~~09:55~~		X	EC 10/8/07		9			3	1		X	X	X	X	X	X	X			
~~FWGLL11mw-002C-0528-GF~~	~~10/8/07~~	~~09:55~~		X	EC 10/8/07		1		1											X	X	
~~FWGLL11mw-DUP4-0554-GW~~	~~10/8/07~~	~~09:55~~		X	EC 10/8/07		9			3	1		X	X	X	X	X	X	X			
~~FWGLL11mw-DUP4-0554-GF~~	~~10/8/07~~	~~09:55~~		X	EC 10/8/07		1		1											X	X	
FWGLL11mw-007C-0529-GW	10/8/07	12:35		X			9			3	1		X	X	X	X	X	X	X			
FWGLL11mw-007C-0529-GF	10/8/07	12:35		X			1		1											X	X	
FWGLL3mw-242C-0542-GW	10/8/07	14:58		X			9			3	1		X	X	X	X	X	X	X			
FWGLL3mw-242C-0542-GF	10/8/07	14:58		X			1		1											X	X	
FWG Team 1-Trip	10/8/07	08:00		X						3			X									
				EC 10/8/07																		

Possible Hazard Identification: ☒ Non-Hazard ☐ Flammable ☐ Skin Irritant ☐ Poison B ☐ Unknown

Sample Disposal: ☐ Return To Client ☐ Disposal By Lab ☐ Archive For ____ Months (A fee may be assessed if samples are retained longer than 1 month)

Turn Around Time Required: ☐ 24 Hours ☐ 48 Hours ☐ 7 Days ☐ 14 Days ☒ 21 Days ☐ Other Per SOW

QC Requirements (Specify): Metals & Perchlorates are field filtered

	Date	Time		Date	Time
1. Relinquished By: [signature]	10-8-07	1742	1. Received By: Rick Robison	10-8-07	1742
2. Relinquished By: Rick Robison	10-8-07	1845	2. Received By: Matt [signature] TVL/NC	9 OCT 07	0700
3. Relinquished By			3. Received By		

Comments: Temps may not meet requirements if sample collection is late in the day close to the lab pick up time.

DISTRIBUTION: WHITE - Returned to Client with Report; CANARY - Stays with the Sample; PINK - Field Copy

Cooler ID#s L1013, 119 All VOAs in 119

TestAmerica North Canton

TestAmerica Cooler Receipt Form/Narrative Lot Number: A7J090101
North Canton Facility

Client: EQM Project: RVAAP Quote#: 74957
Cooler Received on: 9 OCT 2007 Opened on: 9 OCT 2007 By: [signature] (Signature)
Fedx ☐ Client Drop Off ☐ UPS ☐ DHL ☐ FAS ☐ TestAmerica Courier ☒
Stetson ☐ US Cargo ☐ Other:

TestAmerica Cooler No# Back Foam Box ☐ Client Cooler ☐ Other

1. Were custody seals on the outside of the cooler? Yes ☒ No ☐ Intact? Yes ☒ No ☐ NA ☐
   If YES, Quantity ELEVEN
   Were the custody seals signed and dated? Yes ☒ No ☐ NA ☐
2. Shipper's packing slip attached to this form? Yes ☐ No ☐ NA ☒
3. Did custody papers accompany the samples? Yes ☒ No ☐ Relinquished by client? Yes ☒ No ☐
4. Did you sign the custody papers in the appropriate place? Yes ☒ No ☐
5. Packing material used: Bubble Wrap ☒ Foam ☐ None ☐ Other: PLASTIC/BAG ICE/SORBENT
6. Cooler temperature upon receipt BACK °C (see back of form for multiple coolers/temp)

METHOD: IR ☒ Other ☐
COOLANT: Wet Ice ☒ ~~Blue Ice~~ ☒ MAF 10/9 Dry Ice ☐ Water ☐ None ☐

7. Did all bottles arrive in good condition (Unbroken)? Yes ☒ No ☐
8. Could all bottle labels and/or tags be reconciled with the COC? Yes ☒ No ☐
9. Were samples at the correct pH upon receipt? Yes ☒ No ☐ NA ☐
10. Were correct bottles used for the tests indicated? Yes ☒ No ☐
11. Were air bubbles >6 mm in any VOA vials? Yes ☐ No ☒ NA ☐
12. Sufficient quantity received to perform indicated analyses? Yes ☒ No ☐
13. Was a Trip Blank present in the cooler? Yes ☒ No ☐ Were VOAs on the COC? Yes ☒ No ☐

Contacted PM MJL Date: 10/9 by: QM via Voice Mail ☐ Verbal ☐ Other ☐
Concerning: all below

1. CHAIN OF CUSTODY

The following discrepancies occurred:
- NO SAMPLE DATES ≈ COC 117222, will LOG 10/8 PER LABELS.
- RECEIVED 2X40 ml (FWG TEAM 1-TRIP); COC# 117226=3X40ml.
- COC# 117225; (.0541-GW) RECEIVED 9X1 unpreserved; COC=Ø.

2. SAMPLE CONDITION

Sample(s) _____ were received after the recommended holding time had expired.
Sample(s) _____ were received in a broken container.

3. SAMPLE PRESERVATION

Sample(s) _____ were further preserved in sample receiving to meet recommended pH level(s). *Nitric Acid Lot #042607-HNO3 - Sulfuric Acid Lot # 092006-H2SO4; Sodium Hydroxide Lot # 122805 -NaOH; Hydrochloric Acid Lot # 092006-HCl; Sodium Hydroxide and Zinc Acetate Lot # 050205-CH3COO2ZN/NaOH*
Sample(s) _____ were received with bubble > 6 mm in diameter (cc: PM)

4. Other (see below or back)

COC # 117222; RECEIVED 3X250ml NaOH FOR (.0537GW) AND 1X250ml NaOH FOR (.0535 GW), COC=3X250ml AND 1X250ml FOR ZnAc NaOH RESPECTIVELY

Client ID	pH	Date	Initials
537 GW	<2 <2 <2	9 OCT 2007	MAF
537 GF	>12 >12 >12		
535 GW	<2		
535 GF	>12		
529 GW	<2		
529 GF	>12		
542 GW	<2		
542 GF	>12		
538 GW	<2		
538 GF	>12		

SOP: NC-SC-0005, Sample Receiving
N:\QAQC\NARRATIV\STL\Cooler Receipt TestAmerica\COOLER_TestAmerica_Rev 63 073007.doc

TestAmerica Cooler Receipt Form/Narrative
North Canton Facility

Client ID	pH		Date	Initials
539 GW	<2		9 Oct 2007	MAF
539 GF	>12			
540 GW	<2			
540 GF	>12			
541 GW	<2			
541 GF	>12			
556 GW	<2	>12		

Cooler	Temp °C	Method	Coolant
TDH 114	3.8	112	WET ICE
115	3.6		
116	2.8		
117	2.2		
118	1.6		
120	5.4		
121	4.8		
122	3.6		

Discrepancies Cont'd

123	4.0
1013	4.2
119	1.4

GCMS VOLATILE DATA

Environmental Quality Mgt., Inc.

Client Sample ID: FWGLL1mw-083C-0537-GW

GC/MS Volatiles

Lot-Sample #...: A7J090101-001 **Work Order #...:** J8G411AA **Matrix.....:** WG
Date Sampled...: 10/08/07 11:35 **Date Received..:** 10/09/07
Prep Date.....: 10/15/07 **Analysis Date..:** 10/15/07
Prep Batch #...: 7288176
Dilution Factor: 1 **Initial Wgt/Vol:** 5 mL **Final Wgt/Vol..:** 5 mL
Method.....: SW846 8260B

PARAMETER	RESULT	REPORTING LIMIT	UNITS	MDL
Bromochloromethane	ND	1.0	ug/L	0.29
1,2-Dibromoethane	ND	1.0	ug/L	0.24
o-Xylene	ND	1.0	ug/L	0.14
m-Xylene & p-Xylene	ND	2.0	ug/L	0.24
cis-1,2-Dichloroethene	ND	1.0	ug/L	0.17
trans-1,2-Dichloroethene	ND	1.0	ug/L	0.19
Chloromethane	ND	1.0	ug/L	0.30
Bromomethane	ND	1.0	ug/L	0.41
Vinyl chloride	ND	1.0	ug/L	0.22
Chloroethane	ND	1.0	ug/L	0.29
Methylene chloride	ND	2.0	ug/L	0.33
Acetone	ND	10	ug/L	1.1
Carbon disulfide	ND	1.0	ug/L	0.13
1,1-Dichloroethene	ND	1.0	ug/L	0.19
1,1-Dichloroethane	ND	1.0	ug/L	0.15
1,2-Dichloroethene (total)	ND	1.0	ug/L	0.34
Chloroform	ND	1.0	ug/L	0.16
1,2-Dichloroethane	ND	1.0	ug/L	0.22
2-Butanone	ND	10	ug/L	0.57
1,1,1-Trichloroethane	ND	1.0	ug/L	0.22
Carbon tetrachloride	ND	1.0	ug/L	0.13
Bromodichloromethane	ND	1.0	ug/L	0.15
1,2-Dichloropropane	ND	1.0	ug/L	0.18
cis-1,3-Dichloropropene	ND	1.0	ug/L	0.14
Trichloroethene	ND	1.0	ug/L	0.17
Dibromochloromethane	ND	1.0	ug/L	0.18
1,1,2-Trichloroethane	ND	1.0	ug/L	0.27
Benzene	ND	1.0	ug/L	0.13
trans-1,3-Dichloropropene	ND	1.0	ug/L	0.19
Bromoform	ND	1.0	ug/L	0.64
4-Methyl-2-pentanone	ND	10	ug/L	0.32
2-Hexanone	ND	10	ug/L	0.41
Tetrachloroethene	ND	1.0	ug/L	0.29
1,1,2,2-Tetrachloroethane	ND	1.0	ug/L	0.18
Toluene	ND	1.0	ug/L	0.13
Chlorobenzene	ND	1.0	ug/L	0.15
Ethylbenzene	ND	1.0	ug/L	0.17

(Continued on next page)

Environmental Quality Mgt., Inc.

Client Sample ID: FWGLL1mw-083C-0537-GW

GC/MS Volatiles

Lot-Sample #...: A7J090101-001 **Work Order #...:** J8G411AA **Matrix.....:** WG

PARAMETER	RESULT	REPORTING LIMIT	UNITS	MDL
Styrene	ND	1.0	ug/L	0.11
Xylenes (total)	ND	2.0	ug/L	0.28

SURROGATE	PERCENT RECOVERY	RECOVERY LIMITS
Dibromofluoromethane	92	(50 - 150)
1,2-Dichloroethane-d4	89	(50 - 150)
Toluene-d8	87	(50 - 150)
4-Bromofluorobenzene	87	(50 - 150)

Environmental Quality Mgt., Inc.

Client Sample ID: FWGLL1mw-078C-0535-GW

GC/MS Volatiles

Lot-Sample #...: A7J090101-003 **Work Order #...:** J8G451AA **Matrix.....:** WG
Date Sampled...: 10/08/07 15:05 **Date Received..:** 10/09/07
Prep Date.....: 10/15/07 **Analysis Date..:** 10/15/07
Prep Batch #...: 7288176
Dilution Factor: 1 **Initial Wgt/Vol:** 5 mL **Final Wgt/Vol..:** 5 mL
Method.....: SW846 8260B

PARAMETER	RESULT	REPORTING LIMIT	UNITS	MDL
Bromochloromethane	ND	1.0	ug/L	0.29
1,2-Dibromoethane	ND	1.0	ug/L	0.24
o-Xylene	ND	1.0	ug/L	0.14
m-Xylene & p-Xylene	ND	2.0	ug/L	0.24
cis-1,2-Dichloroethene	ND	1.0	ug/L	0.17
trans-1,2-Dichloroethene	ND	1.0	ug/L	0.19
Chloromethane	ND	1.0	ug/L	0.30
Bromomethane	ND	1.0	ug/L	0.41
Vinyl chloride	ND	1.0	ug/L	0.22
Chloroethane	ND	1.0	ug/L	0.29
Methylene chloride	ND	2.0	ug/L	0.33
Acetone	ND	10	ug/L	1.1
Carbon disulfide	ND	1.0	ug/L	0.13
1,1-Dichloroethene	ND	1.0	ug/L	0.19
1,1-Dichloroethane	ND	1.0	ug/L	0.15
1,2-Dichloroethene (total)	ND	1.0	ug/L	0.34
Chloroform	ND	1.0	ug/L	0.16
1,2-Dichloroethane	ND	1.0	ug/L	0.22
2-Butanone	ND	10	ug/L	0.57
1,1,1-Trichloroethane	ND	1.0	ug/L	0.22
Carbon tetrachloride	ND	1.0	ug/L	0.13
Bromodichloromethane	ND	1.0	ug/L	0.15
1,2-Dichloropropane	ND	1.0	ug/L	0.18
cis-1,3-Dichloropropene	ND	1.0	ug/L	0.14
Trichloroethene	ND	1.0	ug/L	0.17
Dibromochloromethane	ND	1.0	ug/L	0.18
1,1,2-Trichloroethane	ND	1.0	ug/L	0.27
Benzene	ND	1.0	ug/L	0.13
trans-1,3-Dichloropropene	ND	1.0	ug/L	0.19
Bromoform	ND	1.0	ug/L	0.64
4-Methyl-2-pentanone	ND	10	ug/L	0.32
2-Hexanone	ND	10	ug/L	0.41
Tetrachloroethene	ND	1.0	ug/L	0.29
1,1,2,2-Tetrachloroethane	ND	1.0	ug/L	0.18
Toluene	ND	1.0	ug/L	0.13
Chlorobenzene	ND	1.0	ug/L	0.15
Ethylbenzene	ND	1.0	ug/L	0.17

(Continued on next page)

Environmental Quality Mgt., Inc.

Client Sample ID: FWGLL1mw-078C-0535-GW

GC/MS Volatiles

Lot-Sample #...: A7J090101-003 **Work Order #...:** J8G451AA **Matrix.....:** WG

PARAMETER	RESULT	REPORTING LIMIT	UNITS	MDL
Styrene	ND	1.0	ug/L	0.11
Xylenes (total)	ND	2.0	ug/L	0.28

SURROGATE	PERCENT RECOVERY	RECOVERY LIMITS
Dibromofluoromethane	94	(50 - 150)
1,2-Dichloroethane-d4	91	(50 - 150)
Toluene-d8	87	(50 - 150)
4-Bromofluorobenzene	86	(50 - 150)

Environmental Quality Mgt., Inc.

Client Sample ID: FWGTeam3-TRIP

GC/MS Volatiles

Lot-Sample #...: A7J090101-005 **Work Order #...:** J8G471AA **Matrix.....:** WQ
Date Sampled...: 10/08/07 08:00 **Date Received..:** 10/09/07
Prep Date.....: 10/15/07 **Analysis Date..:** 10/15/07
Prep Batch #...: 7288176
Dilution Factor: 1 **Initial Wgt/Vol:** 5 mL **Final Wgt/Vol..:** 5 mL
Method.....: SW846 8260B

PARAMETER	RESULT	REPORTING LIMIT	UNITS	MDL
Bromochloromethane	ND	1.0	ug/L	0.29
1,2-Dibromoethane	ND	1.0	ug/L	0.24
o-Xylene	ND	1.0	ug/L	0.14
m-Xylene & p-Xylene	ND	2.0	ug/L	0.24
cis-1,2-Dichloroethene	ND	1.0	ug/L	0.17
trans-1,2-Dichloroethene	ND	1.0	ug/L	0.19
Chloromethane	ND	1.0	ug/L	0.30
Bromomethane	ND	1.0	ug/L	0.41
Vinyl chloride	ND	1.0	ug/L	0.22
Chloroethane	ND	1.0	ug/L	0.29
Methylene chloride	**0.53 J**	**2.0**	**ug/L**	**0.33**
Acetone	**4.0 J**	**10**	**ug/L**	**1.1**
Carbon disulfide	ND	1.0	ug/L	0.13
1,1-Dichloroethene	ND	1.0	ug/L	0.19
1,1-Dichloroethane	ND	1.0	ug/L	0.15
1,2-Dichloroethene (total)	ND	1.0	ug/L	0.34
Chloroform	ND	1.0	ug/L	0.16
1,2-Dichloroethane	ND	1.0	ug/L	0.22
2-Butanone	ND	10	ug/L	0.57
1,1,1-Trichloroethane	ND	1.0	ug/L	0.22
Carbon tetrachloride	ND	1.0	ug/L	0.13
Bromodichloromethane	ND	1.0	ug/L	0.15
1,2-Dichloropropane	ND	1.0	ug/L	0.18
cis-1,3-Dichloropropene	ND	1.0	ug/L	0.14
Trichloroethene	ND	1.0	ug/L	0.17
Dibromochloromethane	ND	1.0	ug/L	0.18
1,1,2-Trichloroethane	ND	1.0	ug/L	0.27
Benzene	ND	1.0	ug/L	0.13
trans-1,3-Dichloropropene	ND	1.0	ug/L	0.19
Bromoform	ND	1.0	ug/L	0.64
4-Methyl-2-pentanone	ND	10	ug/L	0.32
2-Hexanone	ND	10	ug/L	0.41
Tetrachloroethene	ND	1.0	ug/L	0.29
1,1,2,2-Tetrachloroethane	ND	1.0	ug/L	0.18
Toluene	ND	1.0	ug/L	0.13
Chlorobenzene	ND	1.0	ug/L	0.15
Ethylbenzene	ND	1.0	ug/L	0.17

(Continued on next page)

Environmental Quality Mgt., Inc.

Client Sample ID: FWGTeam3-TRIP

GC/MS Volatiles

Lot-Sample #...: A7J090101-005 **Work Order #...:** J8G471AA **Matrix.....:** WQ

PARAMETER	RESULT	REPORTING LIMIT	UNITS	MDL
Styrene	ND	1.0	ug/L	0.11
Xylenes (total)	ND	2.0	ug/L	0.28

SURROGATE	PERCENT RECOVERY	RECOVERY LIMITS
Dibromofluoromethane	92	(50 - 150)
1,2-Dichloroethane-d4	90	(50 - 150)
Toluene-d8	87	(50 - 150)
4-Bromofluorobenzene	87	(50 - 150)

NOTE(S):

J Estimated result. Result is less than RL.

Environmental Quality Mgt., Inc.

Client Sample ID: FWGLL2mw-059C-0538-GW

GC/MS Volatiles

Lot-Sample #...: A7J090101-006 **Work Order #...:** J8G5L1AA **Matrix.....:** WG
Date Sampled...: 10/08/07 10:40 **Date Received..:** 10/09/07
Prep Date.....: 10/15/07 **Analysis Date..:** 10/15/07
Prep Batch #...: 7288176
Dilution Factor: 1 **Initial Wgt/Vol:** 5 mL **Final Wgt/Vol..:** 5 mL
Method.....: SW846 8260B

PARAMETER	RESULT	REPORTING LIMIT	UNITS	MDL
Bromochloromethane	ND	1.0	ug/L	0.29
1,2-Dibromoethane	ND	1.0	ug/L	0.24
o-Xylene	ND	1.0	ug/L	0.14
m-Xylene & p-Xylene	ND	2.0	ug/L	0.24
cis-1,2-Dichloroethene	ND	1.0	ug/L	0.17
trans-1,2-Dichloroethene	ND	1.0	ug/L	0.19
Chloromethane	ND	1.0	ug/L	0.30
Bromomethane	ND	1.0	ug/L	0.41
Vinyl chloride	ND	1.0	ug/L	0.22
Chloroethane	ND	1.0	ug/L	0.29
Methylene chloride	ND	2.0	ug/L	0.33
Acetone	ND	10	ug/L	1.1
Carbon disulfide	ND	1.0	ug/L	0.13
1,1-Dichloroethene	ND	1.0	ug/L	0.19
1,1-Dichloroethane	ND	1.0	ug/L	0.15
1,2-Dichloroethene (total)	ND	1.0	ug/L	0.34
Chloroform	ND	1.0	ug/L	0.16
1,2-Dichloroethane	ND	1.0	ug/L	0.22
2-Butanone	ND	10	ug/L	0.57
1,1,1-Trichloroethane	ND	1.0	ug/L	0.22
Carbon tetrachloride	ND	1.0	ug/L	0.13
Bromodichloromethane	ND	1.0	ug/L	0.15
1,2-Dichloropropane	ND	1.0	ug/L	0.18
cis-1,3-Dichloropropene	ND	1.0	ug/L	0.14
Trichloroethene	ND	1.0	ug/L	0.17
Dibromochloromethane	ND	1.0	ug/L	0.18
1,1,2-Trichloroethane	ND	1.0	ug/L	0.27
Benzene	ND	1.0	ug/L	0.13
trans-1,3-Dichloropropene	ND	1.0	ug/L	0.19
Bromoform	ND	1.0	ug/L	0.64
4-Methyl-2-pentanone	ND	10	ug/L	0.32
2-Hexanone	ND	10	ug/L	0.41
Tetrachloroethene	ND	1.0	ug/L	0.29
1,1,2,2-Tetrachloroethane	ND	1.0	ug/L	0.18
Toluene	ND	1.0	ug/L	0.13
Chlorobenzene	ND	1.0	ug/L	0.15
Ethylbenzene	ND	1.0	ug/L	0.17

(Continued on next page)

Environmental Quality Mgt., Inc.

Client Sample ID: FWGLL2mw-059C-0538-GW

GC/MS Volatiles

Lot-Sample #...: A7J090101-006 Work Order #...: J8G5L1AA Matrix.....: WG

PARAMETER	RESULT	REPORTING LIMIT	UNITS	MDL
Styrene	ND	1.0	ug/L	0.11
Xylenes (total)	ND	2.0	ug/L	0.28

SURROGATE	PERCENT RECOVERY	RECOVERY LIMITS
Dibromofluoromethane	94	(50 - 150)
1,2-Dichloroethane-d4	91	(50 - 150)
Toluene-d8	86	(50 - 150)
4-Bromofluorobenzene	87	(50 - 150)

Environmental Quality Mgt., Inc.

Client Sample ID: FWGLL2mw-262C-0539-GW

GC/MS Volatiles

Lot-Sample #...: A7J090101-008 **Work Order #...:** J8G5N1AA **Matrix.....:** WG
Date Sampled...: 10/08/07 12:20 **Date Received..:** 10/09/07
Prep Date.....: 10/15/07 **Analysis Date..:** 10/15/07
Prep Batch #...: 7288176
Dilution Factor: 1 **Initial Wgt/Vol:** 5 mL **Final Wgt/Vol..:** 5 mL
Method.....: SW846 8260B

PARAMETER	RESULT	REPORTING LIMIT	UNITS	MDL
Bromochloromethane	ND	1.0	ug/L	0.29
1,2-Dibromoethane	ND	1.0	ug/L	0.24
o-Xylene	ND	1.0	ug/L	0.14
m-Xylene & p-Xylene	ND	2.0	ug/L	0.24
cis-1,2-Dichloroethene	ND	1.0	ug/L	0.17
trans-1,2-Dichloroethene	ND	1.0	ug/L	0.19
Chloromethane	ND	1.0	ug/L	0.30
Bromomethane	ND	1.0	ug/L	0.41
Vinyl chloride	ND	1.0	ug/L	0.22
Chloroethane	ND	1.0	ug/L	0.29
Methylene chloride	ND	2.0	ug/L	0.33
Acetone	ND	10	ug/L	1.1
Carbon disulfide	ND	1.0	ug/L	0.13
1,1-Dichloroethene	ND	1.0	ug/L	0.19
1,1-Dichloroethane	ND	1.0	ug/L	0.15
1,2-Dichloroethene (total)	ND	1.0	ug/L	0.34
Chloroform	ND	1.0	ug/L	0.16
1,2-Dichloroethane	ND	1.0	ug/L	0.22
2-Butanone	ND	10	ug/L	0.57
1,1,1-Trichloroethane	ND	1.0	ug/L	0.22
Carbon tetrachloride	ND	1.0	ug/L	0.13
Bromodichloromethane	ND	1.0	ug/L	0.15
1,2-Dichloropropane	ND	1.0	ug/L	0.18
cis-1,3-Dichloropropene	ND	1.0	ug/L	0.14
Trichloroethene	ND	1.0	ug/L	0.17
Dibromochloromethane	ND	1.0	ug/L	0.18
1,1,2-Trichloroethane	ND	1.0	ug/L	0.27
Benzene	ND	1.0	ug/L	0.13
trans-1,3-Dichloropropene	ND	1.0	ug/L	0.19
Bromoform	ND	1.0	ug/L	0.64
4-Methyl-2-pentanone	ND	10	ug/L	0.32
2-Hexanone	ND	10	ug/L	0.41
Tetrachloroethene	ND	1.0	ug/L	0.29
1,1,2,2-Tetrachloroethane	ND	1.0	ug/L	0.18
Toluene	ND	1.0	ug/L	0.13
Chlorobenzene	ND	1.0	ug/L	0.15
Ethylbenzene	ND	1.0	ug/L	0.17

(Continued on next page)

Environmental Quality Mgt., Inc.

Client Sample ID: FWGLL2mw-262C-0539-GW

GC/MS Volatiles

Lot-Sample #...: A7J090101-008 Work Order #...: J8G5N1AA Matrix.....: WG

PARAMETER	RESULT	REPORTING LIMIT	UNITS	MDL
Styrene	ND	1.0	ug/L	0.11
Xylenes (total)	ND	2.0	ug/L	0.28

SURROGATE	PERCENT RECOVERY	RECOVERY LIMITS
Dibromofluoromethane	94	(50 - 150)
1,2-Dichloroethane-d4	92	(50 - 150)
Toluene-d8	87	(50 - 150)
4-Bromofluorobenzene	88	(50 - 150)

Environmental Quality Mgt., Inc.

Client Sample ID: FWGLL2mw-263C-0540-GW

GC/MS Volatiles

Lot-Sample #...: A7J090101-010 **Work Order #...:** J8G5T1AA **Matrix.....:** WG
Date Sampled...: 10/08/07 14:00 **Date Received..:** 10/09/07
Prep Date.....: 10/15/07 **Analysis Date..:** 10/15/07
Prep Batch #...: 7288176
Dilution Factor: 1 **Initial Wgt/Vol:** 5 mL **Final Wgt/Vol..:** 5 mL
Method.....: SW846 8260B

PARAMETER	RESULT	REPORTING LIMIT	UNITS	MDL
Bromochloromethane	ND	1.0	ug/L	0.29
1,2-Dibromoethane	ND	1.0	ug/L	0.24
o-Xylene	ND	1.0	ug/L	0.14
m-Xylene & p-Xylene	ND	2.0	ug/L	0.24
cis-1,2-Dichloroethene	ND	1.0	ug/L	0.17
trans-1,2-Dichloroethene	ND	1.0	ug/L	0.19
Chloromethane	ND	1.0	ug/L	0.30
Bromomethane	ND	1.0	ug/L	0.41
Vinyl chloride	ND	1.0	ug/L	0.22
Chloroethane	ND	1.0	ug/L	0.29
Methylene chloride	ND	2.0	ug/L	0.33
Acetone	ND	10	ug/L	1.1
Carbon disulfide	ND	1.0	ug/L	0.13
1,1-Dichloroethene	ND	1.0	ug/L	0.19
1,1-Dichloroethane	ND	1.0	ug/L	0.15
1,2-Dichloroethene (total)	ND	1.0	ug/L	0.34
Chloroform	ND	1.0	ug/L	0.16
1,2-Dichloroethane	ND	1.0	ug/L	0.22
2-Butanone	ND	10	ug/L	0.57
1,1,1-Trichloroethane	ND	1.0	ug/L	0.22
Carbon tetrachloride	ND	1.0	ug/L	0.13
Bromodichloromethane	ND	1.0	ug/L	0.15
1,2-Dichloropropane	ND	1.0	ug/L	0.18
cis-1,3-Dichloropropene	ND	1.0	ug/L	0.14
Trichloroethene	ND	1.0	ug/L	0.17
Dibromochloromethane	ND	1.0	ug/L	0.18
1,1,2-Trichloroethane	ND	1.0	ug/L	0.27
Benzene	ND	1.0	ug/L	0.13
trans-1,3-Dichloropropene	ND	1.0	ug/L	0.19
Bromoform	ND	1.0	ug/L	0.64
4-Methyl-2-pentanone	ND	10	ug/L	0.32
2-Hexanone	ND	10	ug/L	0.41
Tetrachloroethene	ND	1.0	ug/L	0.29
1,1,2,2-Tetrachloroethane	ND	1.0	ug/L	0.18
Toluene	ND	1.0	ug/L	0.13
Chlorobenzene	ND	1.0	ug/L	0.15
Ethylbenzene	ND	1.0	ug/L	0.17

(Continued on next page)

Environmental Quality Mgt., Inc.

Client Sample ID: FWGLL2mw-263C-0540-GW

GC/MS Volatiles

Lot-Sample #...: A7J090101-010 **Work Order #...:** J8G5T1AA **Matrix.....:** WG

PARAMETER	RESULT	REPORTING LIMIT	UNITS	MDL
Styrene	ND	1.0	ug/L	0.11
Xylenes (total)	ND	2.0	ug/L	0.28

SURROGATE	PERCENT RECOVERY	RECOVERY LIMITS
Dibromofluoromethane	93	(50 - 150)
1,2-Dichloroethane-d4	91	(50 - 150)
Toluene-d8	86	(50 - 150)
4-Bromofluorobenzene	88	(50 - 150)

Environmental Quality Mgt., Inc.

Client Sample ID: FWGLL3mw-238C-0541-GW

GC/MS Volatiles

Lot-Sample #...: A7J090101-012 **Work Order #...:** J8G5X1AA **Matrix.....:** WG
Date Sampled...: 10/08/07 15:15 **Date Received..:** 10/09/07
Prep Date.....: 10/15/07 **Analysis Date..:** 10/15/07
Prep Batch #...: 7288176
Dilution Factor: 1 **Initial Wgt/Vol:** 5 mL **Final Wgt/Vol..:** 5 mL
Method.....: SW846 8260B

PARAMETER	RESULT	REPORTING LIMIT	UNITS	MDL
Bromochloromethane	ND	1.0	ug/L	0.29
1,2-Dibromoethane	ND	1.0	ug/L	0.24
o-Xylene	ND	1.0	ug/L	0.14
m-Xylene & p-Xylene	ND	2.0	ug/L	0.24
cis-1,2-Dichloroethene	ND	1.0	ug/L	0.17
trans-1,2-Dichloroethene	ND	1.0	ug/L	0.19
Chloromethane	ND	1.0	ug/L	0.30
Bromomethane	ND	1.0	ug/L	0.41
Vinyl chloride	ND	1.0	ug/L	0.22
Chloroethane	ND	1.0	ug/L	0.29
Methylene chloride	ND	2.0	ug/L	0.33
Acetone	ND	10	ug/L	1.1
Carbon disulfide	ND	1.0	ug/L	0.13
1,1-Dichloroethene	ND	1.0	ug/L	0.19
1,1-Dichloroethane	ND	1.0	ug/L	0.15
1,2-Dichloroethene (total)	ND	1.0	ug/L	0.34
Chloroform	ND	1.0	ug/L	0.16
1,2-Dichloroethane	ND	1.0	ug/L	0.22
2-Butanone	ND	10	ug/L	0.57
1,1,1-Trichloroethane	ND	1.0	ug/L	0.22
Carbon tetrachloride	ND	1.0	ug/L	0.13
Bromodichloromethane	ND	1.0	ug/L	0.15
1,2-Dichloropropane	ND	1.0	ug/L	0.18
cis-1,3-Dichloropropene	ND	1.0	ug/L	0.14
Trichloroethene	ND	1.0	ug/L	0.17
Dibromochloromethane	ND	1.0	ug/L	0.18
1,1,2-Trichloroethane	ND	1.0	ug/L	0.27
Benzene	ND	1.0	ug/L	0.13
trans-1,3-Dichloropropene	ND	1.0	ug/L	0.19
Bromoform	ND	1.0	ug/L	0.64
4-Methyl-2-pentanone	ND	10	ug/L	0.32
2-Hexanone	ND	10	ug/L	0.41
Tetrachloroethene	ND	1.0	ug/L	0.29
1,1,2,2-Tetrachloroethane	ND	1.0	ug/L	0.18
Toluene	ND	1.0	ug/L	0.13
Chlorobenzene	ND	1.0	ug/L	0.15
Ethylbenzene	ND	1.0	ug/L	0.17

(Continued on next page)

Environmental Quality Mgt., Inc.

Client Sample ID: FWGLL3mw-238C-0541-GW

GC/MS Volatiles

Lot-Sample #...: A7J090101-012 Work Order #...: J8G5X1AA Matrix.....: WG

PARAMETER	RESULT	REPORTING LIMIT	UNITS	MDL
Styrene	ND	1.0	ug/L	0.11
Xylenes (total)	ND	2.0	ug/L	0.28

SURROGATE	PERCENT RECOVERY	RECOVERY LIMITS
Dibromofluoromethane	94	(50 - 150)
1,2-Dichloroethane-d4	89	(50 - 150)
Toluene-d8	88	(50 - 150)
4-Bromofluorobenzene	87	(50 - 150)

Environmental Quality Mgt., Inc.

Client Sample ID: FWGEQUIPRINSE1-0556-GW

GC/MS Volatiles

Lot-Sample #...: A7J090101-014 **Work Order #...:** J8G521AA **Matrix.....:** WQ
Date Sampled...: 10/08/07 16:10 **Date Received..:** 10/09/07
Prep Date.....: 10/15/07 **Analysis Date..:** 10/15/07
Prep Batch #...: 7288176
Dilution Factor: 1 **Initial Wgt/Vol:** 5 mL **Final Wgt/Vol..:** 5 mL
Method.....: SW846 8260B

PARAMETER	RESULT	REPORTING LIMIT	UNITS	MDL
Bromochloromethane	ND	1.0	ug/L	0.29
1,2-Dibromoethane	ND	1.0	ug/L	0.24
o-Xylene	ND	1.0	ug/L	0.14
m-Xylene & p-Xylene	ND	2.0	ug/L	0.24
cis-1,2-Dichloroethene	ND	1.0	ug/L	0.17
trans-1,2-Dichloroethene	ND	1.0	ug/L	0.19
Chloromethane	ND	1.0	ug/L	0.30
Bromomethane	ND	1.0	ug/L	0.41
Vinyl chloride	ND	1.0	ug/L	0.22
Chloroethane	ND	1.0	ug/L	0.29
Methylene chloride	ND	2.0	ug/L	0.33
Acetone	**9.4 J**	**10**	**ug/L**	**1.1**
Carbon disulfide	ND	1.0	ug/L	0.13
1,1-Dichloroethene	ND	1.0	ug/L	0.19
1,1-Dichloroethane	ND	1.0	ug/L	0.15
1,2-Dichloroethene (total)	ND	1.0	ug/L	0.34
Chloroform	ND	1.0	ug/L	0.16
1,2-Dichloroethane	ND	1.0	ug/L	0.22
2-Butanone	ND	10	ug/L	0.57
1,1,1-Trichloroethane	ND	1.0	ug/L	0.22
Carbon tetrachloride	ND	1.0	ug/L	0.13
Bromodichloromethane	ND	1.0	ug/L	0.15
1,2-Dichloropropane	ND	1.0	ug/L	0.18
cis-1,3-Dichloropropene	ND	1.0	ug/L	0.14
Trichloroethene	ND	1.0	ug/L	0.17
Dibromochloromethane	ND	1.0	ug/L	0.18
1,1,2-Trichloroethane	ND	1.0	ug/L	0.27
Benzene	ND	1.0	ug/L	0.13
trans-1,3-Dichloropropene	ND	1.0	ug/L	0.19
Bromoform	ND	1.0	ug/L	0.64
4-Methyl-2-pentanone	ND	10	ug/L	0.32
2-Hexanone	ND	10	ug/L	0.41
Tetrachloroethene	ND	1.0	ug/L	0.29
1,1,2,2-Tetrachloroethane	ND	1.0	ug/L	0.18
Toluene	ND	1.0	ug/L	0.13
Chlorobenzene	ND	1.0	ug/L	0.15
Ethylbenzene	ND	1.0	ug/L	0.17

(Continued on next page)

Environmental Quality Mgt., Inc.

Client Sample ID: FWGEQUIPRINSE1-0556-GW

GC/MS Volatiles

Lot-Sample #...: A7J090101-014 **Work Order #...:** J8G521AA **Matrix.....:** WQ

PARAMETER	RESULT	REPORTING LIMIT	UNITS	MDL
Styrene	ND	1.0	ug/L	0.11
Xylenes (total)	ND	2.0	ug/L	0.28

SURROGATE	PERCENT RECOVERY	RECOVERY LIMITS
Dibromofluoromethane	94	(50 - 150)
1,2-Dichloroethane-d4	90	(50 - 150)
Toluene-d8	87	(50 - 150)
4-Bromofluorobenzene	89	(50 - 150)

NOTE(S):

J Estimated result. Result is less than RL.

Environmental Quality Mgt., Inc.

Client Sample ID: FWGTEAM2-TRIP

GC/MS Volatiles

Lot-Sample #...: A7J090101-015 **Work Order #...:** J8G531AA **Matrix.....:** WQ
Date Sampled...: 10/08/07 08:00 **Date Received..:** 10/09/07
Prep Date.....: 10/15/07 **Analysis Date..:** 10/15/07
Prep Batch #...: 7288176
Dilution Factor: 1 **Initial Wgt/Vol:** 5 mL **Final Wgt/Vol..:** 5 mL
Method.....: SW846 8260B

PARAMETER	RESULT	REPORTING LIMIT	UNITS	MDL
Bromochloromethane	ND	1.0	ug/L	0.29
1,2-Dibromoethane	ND	1.0	ug/L	0.24
o-Xylene	ND	1.0	ug/L	0.14
m-Xylene & p-Xylene	ND	2.0	ug/L	0.24
cis-1,2-Dichloroethene	ND	1.0	ug/L	0.17
trans-1,2-Dichloroethene	ND	1.0	ug/L	0.19
Chloromethane	ND	1.0	ug/L	0.30
Bromomethane	ND	1.0	ug/L	0.41
Vinyl chloride	ND	1.0	ug/L	0.22
Chloroethane	ND	1.0	ug/L	0.29
Methylene chloride	**0.69 J**	**2.0**	**ug/L**	**0.33**
Acetone	**3.6 J**	**10**	**ug/L**	**1.1**
Carbon disulfide	ND	1.0	ug/L	0.13
1,1-Dichloroethene	ND	1.0	ug/L	0.19
1,1-Dichloroethane	ND	1.0	ug/L	0.15
1,2-Dichloroethene (total)	ND	1.0	ug/L	0.34
Chloroform	ND	1.0	ug/L	0.16
1,2-Dichloroethane	ND	1.0	ug/L	0.22
2-Butanone	ND	10	ug/L	0.57
1,1,1-Trichloroethane	ND	1.0	ug/L	0.22
Carbon tetrachloride	ND	1.0	ug/L	0.13
Bromodichloromethane	ND	1.0	ug/L	0.15
1,2-Dichloropropane	ND	1.0	ug/L	0.18
cis-1,3-Dichloropropene	ND	1.0	ug/L	0.14
Trichloroethene	ND	1.0	ug/L	0.17
Dibromochloromethane	ND	1.0	ug/L	0.18
1,1,2-Trichloroethane	ND	1.0	ug/L	0.27
Benzene	ND	1.0	ug/L	0.13
trans-1,3-Dichloropropene	ND	1.0	ug/L	0.19
Bromoform	ND	1.0	ug/L	0.64
4-Methyl-2-pentanone	ND	10	ug/L	0.32
2-Hexanone	ND	10	ug/L	0.41
Tetrachloroethene	ND	1.0	ug/L	0.29
1,1,2,2-Tetrachloroethane	ND	1.0	ug/L	0.18
Toluene	ND	1.0	ug/L	0.13
Chlorobenzene	ND	1.0	ug/L	0.15
Ethylbenzene	ND	1.0	ug/L	0.17

(Continued on next page)

Environmental Quality Mgt., Inc.

Client Sample ID: FWGTEAM2-TRIP

GC/MS Volatiles

Lot-Sample #...: A7J090101-015 **Work Order #...:** J8G531AA **Matrix.....:** WQ

PARAMETER	RESULT	REPORTING LIMIT	UNITS	MDL
Styrene	ND	1.0	ug/L	0.11
Xylenes (total)	ND	2.0	ug/L	0.28

SURROGATE	PERCENT RECOVERY	RECOVERY LIMITS
Dibromofluoromethane	94	(50 - 150)
1,2-Dichloroethane-d4	90	(50 - 150)
Toluene-d8	88	(50 - 150)
4-Bromofluorobenzene	88	(50 - 150)

NOTE(S):

J Estimated result. Result is less than RL.

Environmental Quality Mgt., Inc.

Client Sample ID: FWGLL11mw-007C-0529-GW

GC/MS Volatiles

Lot-Sample #...: A7J090101-016 **Work Order #...:** J8G541AA **Matrix.....:** WG
Date Sampled...: 10/08/07 12:35 **Date Received..:** 10/09/07
Prep Date.....: 10/15/07 **Analysis Date..:** 10/15/07
Prep Batch #...: 7288176
Dilution Factor: 1 ***Initial Wgt/Vol:*** 5 mL ***Final Wgt/Vol..:*** 5 mL
Method.....: SW846 8260B

PARAMETER	RESULT	REPORTING LIMIT	UNITS	MDL
Bromochloromethane	ND	1.0	ug/L	0.29
1,2-Dibromoethane	ND	1.0	ug/L	0.24
o-Xylene	ND	1.0	ug/L	0.14
m-Xylene & p-Xylene	ND	2.0	ug/L	0.24
cis-1,2-Dichloroethene	ND	1.0	ug/L	0.17
trans-1,2-Dichloroethene	ND	1.0	ug/L	0.19
Chloromethane	ND	1.0	ug/L	0.30
Bromomethane	ND	1.0	ug/L	0.41
Vinyl chloride	ND	1.0	ug/L	0.22
Chloroethane	ND	1.0	ug/L	0.29
Methylene chloride	ND	2.0	ug/L	0.33
Acetone	ND	10	ug/L	1.1
Carbon disulfide	ND	1.0	ug/L	0.13
1,1-Dichloroethene	ND	1.0	ug/L	0.19
1,1-Dichloroethane	ND	1.0	ug/L	0.15
1,2-Dichloroethene (total)	ND	1.0	ug/L	0.34
Chloroform	ND	1.0	ug/L	0.16
1,2-Dichloroethane	ND	1.0	ug/L	0.22
2-Butanone	ND	10	ug/L	0.57
1,1,1-Trichloroethane	ND	1.0	ug/L	0.22
Carbon tetrachloride	ND	1.0	ug/L	0.13
Bromodichloromethane	ND	1.0	ug/L	0.15
1,2-Dichloropropane	ND	1.0	ug/L	0.18
cis-1,3-Dichloropropene	ND	1.0	ug/L	0.14
Trichloroethene	ND	1.0	ug/L	0.17
Dibromochloromethane	ND	1.0	ug/L	0.18
1,1,2-Trichloroethane	ND	1.0	ug/L	0.27
Benzene	ND	1.0	ug/L	0.13
trans-1,3-Dichloropropene	ND	1.0	ug/L	0.19
Bromoform	ND	1.0	ug/L	0.64
4-Methyl-2-pentanone	ND	10	ug/L	0.32
2-Hexanone	ND	10	ug/L	0.41
Tetrachloroethene	ND	1.0	ug/L	0.29
1,1,2,2-Tetrachloroethane	ND	1.0	ug/L	0.18
Toluene	ND	1.0	ug/L	0.13
Chlorobenzene	ND	1.0	ug/L	0.15
Ethylbenzene	ND	1.0	ug/L	0.17

(Continued on next page)

Environmental Quality Mgt., Inc.

Client Sample ID: FWGLL11mw-007C-0529-GW

GC/MS Volatiles

Lot-Sample #...: A7J090101-016 **Work Order #...:** J8G541AA **Matrix.....:** WG

PARAMETER	RESULT	REPORTING LIMIT	UNITS	MDL
Styrene	ND	1.0	ug/L	0.11
Xylenes (total)	ND	2.0	ug/L	0.28

SURROGATE	PERCENT RECOVERY	RECOVERY LIMITS
Dibromofluoromethane	92	(50 - 150)
1,2-Dichloroethane-d4	90	(50 - 150)
Toluene-d8	86	(50 - 150)
4-Bromofluorobenzene	89	(50 - 150)

Environmental Quality Mgt., Inc.

Client Sample ID: FWGLL3mw-242C-0542-GW

GC/MS Volatiles

Lot-Sample #...: A7J090101-018 **Work Order #...:** J8G561AA **Matrix.....:** WG
Date Sampled...: 10/08/07 14:58 **Date Received..:** 10/09/07
Prep Date.....: 10/15/07 **Analysis Date..:** 10/15/07
Prep Batch #...: 7288176
Dilution Factor: 1 **Initial Wgt/Vol:** 5 mL **Final Wgt/Vol..:** 5 mL
Method.....: SW846 8260B

PARAMETER	RESULT	REPORTING LIMIT	UNITS	MDL
Bromochloromethane	ND	1.0	ug/L	0.29
1,2-Dibromoethane	ND	1.0	ug/L	0.24
o-Xylene	ND	1.0	ug/L	0.14
m-Xylene & p-Xylene	ND	2.0	ug/L	0.24
cis-1,2-Dichloroethene	ND	1.0	ug/L	0.17
trans-1,2-Dichloroethene	ND	1.0	ug/L	0.19
Chloromethane	ND	1.0	ug/L	0.30
Bromomethane	ND	1.0	ug/L	0.41
Vinyl chloride	ND	1.0	ug/L	0.22
Chloroethane	ND	1.0	ug/L	0.29
Methylene chloride	ND	2.0	ug/L	0.33
Acetone	ND	10	ug/L	1.1
Carbon disulfide	**0.58 J**	**1.0**	**ug/L**	**0.13**
1,1-Dichloroethene	ND	1.0	ug/L	0.19
1,1-Dichloroethane	ND	1.0	ug/L	0.15
1,2-Dichloroethene (total)	ND	1.0	ug/L	0.34
Chloroform	ND	1.0	ug/L	0.16
1,2-Dichloroethane	ND	1.0	ug/L	0.22
2-Butanone	ND	10	ug/L	0.57
1,1,1-Trichloroethane	ND	1.0	ug/L	0.22
Carbon tetrachloride	ND	1.0	ug/L	0.13
Bromodichloromethane	ND	1.0	ug/L	0.15
1,2-Dichloropropane	ND	1.0	ug/L	0.18
cis-1,3-Dichloropropene	ND	1.0	ug/L	0.14
Trichloroethene	ND	1.0	ug/L	0.17
Dibromochloromethane	ND	1.0	ug/L	0.18
1,1,2-Trichloroethane	ND	1.0	ug/L	0.27
Benzene	ND	1.0	ug/L	0.13
trans-1,3-Dichloropropene	ND	1.0	ug/L	0.19
Bromoform	ND	1.0	ug/L	0.64
4-Methyl-2-pentanone	ND	10	ug/L	0.32
2-Hexanone	ND	10	ug/L	0.41
Tetrachloroethene	ND	1.0	ug/L	0.29
1,1,2,2-Tetrachloroethane	ND	1.0	ug/L	0.18
Toluene	ND	1.0	ug/L	0.13
Chlorobenzene	ND	1.0	ug/L	0.15
Ethylbenzene	ND	1.0	ug/L	0.17

(Continued on next page)

Environmental Quality Mgt., Inc.

Client Sample ID: FWGLL3mw-242C-0542-GW

GC/MS Volatiles

Lot-Sample #...: A7J090101-018 Work Order #...: J8G561AA Matrix.....: WG

PARAMETER	RESULT	REPORTING LIMIT	UNITS	MDL
Styrene	ND	1.0	ug/L	0.11
Xylenes (total)	ND	2.0	ug/L	0.28

SURROGATE	PERCENT RECOVERY	RECOVERY LIMITS
Dibromofluoromethane	92	(50 - 150)
1,2-Dichloroethane-d4	91	(50 - 150)
Toluene-d8	88	(50 - 150)
4-Bromofluorobenzene	87	(50 - 150)

NOTE(S):

J Estimated result. Result is less than RL.

Environmental Quality Mgt., Inc.

Client Sample ID: FWGTEAM1-TRIP

GC/MS Volatiles

Lot-Sample #...: A7J090101-020 **Work Order #...:** J8G581AA **Matrix.....:** WQ
Date Sampled...: 10/08/07 08:00 **Date Received..:** 10/09/07
Prep Date.....: 10/15/07 **Analysis Date..:** 10/15/07
Prep Batch #...: 7288176
Dilution Factor: 1 **Initial Wgt/Vol:** 5 mL **Final Wgt/Vol..:** 5 mL
Method.....: SW846 8260B

PARAMETER	RESULT	REPORTING LIMIT	UNITS	MDL
Bromochloromethane	ND	1.0	ug/L	0.29
1,2-Dibromoethane	ND	1.0	ug/L	0.24
o-Xylene	ND	1.0	ug/L	0.14
m-Xylene & p-Xylene	ND	2.0	ug/L	0.24
cis-1,2-Dichloroethene	ND	1.0	ug/L	0.17
trans-1,2-Dichloroethene	ND	1.0	ug/L	0.19
Chloromethane	ND	1.0	ug/L	0.30
Bromomethane	ND	1.0	ug/L	0.41
Vinyl chloride	ND	1.0	ug/L	0.22
Chloroethane	ND	1.0	ug/L	0.29
Methylene chloride	**0.66 J**	**2.0**	**ug/L**	**0.33**
Acetone	**4.0 J**	**10**	**ug/L**	**1.1**
Carbon disulfide	ND	1.0	ug/L	0.13
1,1-Dichloroethene	ND	1.0	ug/L	0.19
1,1-Dichloroethane	ND	1.0	ug/L	0.15
1,2-Dichloroethene (total)	ND	1.0	ug/L	0.34
Chloroform	ND	1.0	ug/L	0.16
1,2-Dichloroethane	ND	1.0	ug/L	0.22
2-Butanone	ND	10	ug/L	0.57
1,1,1-Trichloroethane	ND	1.0	ug/L	0.22
Carbon tetrachloride	ND	1.0	ug/L	0.13
Bromodichloromethane	ND	1.0	ug/L	0.15
1,2-Dichloropropane	ND	1.0	ug/L	0.18
cis-1,3-Dichloropropene	ND	1.0	ug/L	0.14
Trichloroethene	ND	1.0	ug/L	0.17
Dibromochloromethane	ND	1.0	ug/L	0.18
1,1,2-Trichloroethane	ND	1.0	ug/L	0.27
Benzene	ND	1.0	ug/L	0.13
trans-1,3-Dichloropropene	ND	1.0	ug/L	0.19
Bromoform	ND	1.0	ug/L	0.64
4-Methyl-2-pentanone	ND	10	ug/L	0.32
2-Hexanone	ND	10	ug/L	0.41
Tetrachloroethene	ND	1.0	ug/L	0.29
1,1,2,2-Tetrachloroethane	ND	1.0	ug/L	0.18
Toluene	ND	1.0	ug/L	0.13
Chlorobenzene	ND	1.0	ug/L	0.15
Ethylbenzene	ND	1.0	ug/L	0.17

(Continued on next page)

Environmental Quality Mgt., Inc.

Client Sample ID: FWGTEAM1-TRIP

GC/MS Volatiles

Lot-Sample #...: A7J090101-020 Work Order #...: J8G581AA Matrix.....: WQ

PARAMETER	RESULT	REPORTING LIMIT	UNITS	MDL
Styrene	ND	1.0	ug/L	0.11
Xylenes (total)	ND	2.0	ug/L	0.28

SURROGATE	PERCENT RECOVERY	RECOVERY LIMITS
Dibromofluoromethane	92	(50 - 150)
1,2-Dichloroethane-d4	90	(50 - 150)
Toluene-d8	86	(50 - 150)
4-Bromofluorobenzene	87	(50 - 150)

NOTE(S):

J Estimated result. Result is less than RL.

METHOD BLANK REPORT

GC/MS Volatiles

Client Lot #...: A7J090101 **Work Order #...:** J80XK1AA **Matrix.....:** WATER
MB Lot-Sample #: A7J150000-176

Prep Date.....: 10/15/07 **Final Wgt/Vol..:** 5 mL
Analysis Date..: 10/15/07 **Prep Batch #...:** 7288176
Dilution Factor: 1 **Initial Wgt/Vol:** 5 mL

PARAMETER	RESULT	REPORTING LIMIT	UNITS	METHOD
Bromochloromethane	ND	1.0	ug/L	SW846 8260B
1,2-Dibromoethane	ND	1.0	ug/L	SW846 8260B
cis-1,2-Dichloroethene	ND	1.0	ug/L	SW846 8260B
trans-1,2-Dichloroethene	ND	1.0	ug/L	SW846 8260B
o-Xylene	ND	1.0	ug/L	SW846 8260B
m-Xylene & p-Xylene	ND	2.0	ug/L	SW846 8260B
Chloromethane	ND	1.0	ug/L	SW846 8260B
Bromomethane	ND	1.0	ug/L	SW846 8260B
Vinyl chloride	ND	1.0	ug/L	SW846 8260B
Chloroethane	ND	1.0	ug/L	SW846 8260B
Methylene chloride	ND	2.0	ug/L	SW846 8260B
Acetone	ND	10	ug/L	SW846 8260B
Carbon disulfide	ND	1.0	ug/L	SW846 8260B
1,1-Dichloroethene	ND	1.0	ug/L	SW846 8260B
1,1-Dichloroethane	ND	1.0	ug/L	SW846 8260B
1,2-Dichloroethene (total)	ND	1.0	ug/L	SW846 8260B
Chloroform	ND	1.0	ug/L	SW846 8260B
1,2-Dichloroethane	ND	1.0	ug/L	SW846 8260B
2-Butanone	ND	10	ug/L	SW846 8260B
1,1,1-Trichloroethane	ND	1.0	ug/L	SW846 8260B
Carbon tetrachloride	ND	1.0	ug/L	SW846 8260B
Bromodichloromethane	ND	1.0	ug/L	SW846 8260B
1,2-Dichloropropane	ND	1.0	ug/L	SW846 8260B
cis-1,3-Dichloropropene	ND	1.0	ug/L	SW846 8260B
Trichloroethene	ND	1.0	ug/L	SW846 8260B
Dibromochloromethane	ND	1.0	ug/L	SW846 8260B
1,1,2-Trichloroethane	ND	1.0	ug/L	SW846 8260B
Benzene	ND	1.0	ug/L	SW846 8260B
trans-1,3-Dichloropropene	ND	1.0	ug/L	SW846 8260B
Bromoform	ND	1.0	ug/L	SW846 8260B
4-Methyl-2-pentanone	ND	10	ug/L	SW846 8260B
2-Hexanone	ND	10	ug/L	SW846 8260B
Tetrachloroethene	ND	1.0	ug/L	SW846 8260B
1,1,2,2-Tetrachloroethane	ND	1.0	ug/L	SW846 8260B
Toluene	ND	1.0	ug/L	SW846 8260B
Chlorobenzene	ND	1.0	ug/L	SW846 8260B
Ethylbenzene	ND	1.0	ug/L	SW846 8260B
Styrene	ND	1.0	ug/L	SW846 8260B
Xylenes (total)	ND	2.0	ug/L	SW846 8260B

(Continued on next page)

METHOD BLANK REPORT

GC/MS Volatiles

Client Lot #...: A7J090101 **Work Order #...:** J80XK1AA **Matrix.....:** WATER

PARAMETER	RESULT	REPORTING LIMIT	UNITS	METHOD

SURROGATE	PERCENT RECOVERY	RECOVERY LIMITS
Dibromofluoromethane	92	(50 - 150)
1,2-Dichloroethane-d4	89	(50 - 150)
Toluene-d8	87	(50 - 150)
4-Bromofluorobenzene	87	(50 - 150)

NOTE(S):

Calculations are performed before rounding to avoid round-off errors in calculated results.

LABORATORY CONTROL SAMPLE EVALUATION REPORT

GC/MS Volatiles

Client Lot #...: A7J090101 **Work Order #...:** J80XK1AC-LCS **Matrix.....:** WATER
LCS Lot-Sample#: A7J150000-176 J80XK1AD-LCSD
Prep Date.....: 10/15/07 **Analysis Date..:** 10/15/07
Prep Batch #...: 7288176
Dilution Factor: 1 **Final Wgt/Vol..:** 5 mL
Initial Wgt/Vol: 5 mL

PARAMETER	PERCENT RECOVERY	RECOVERY LIMITS	RPD	RPD LIMITS	METHOD
cis-1,2-Dichloroethene	101	(73 - 133)			SW846 8260B
	101	(73 - 133)	0.54	(0-30)	SW846 8260B
trans-1,2-Dichloroethene	102	(75 - 134)			SW846 8260B
	101	(75 - 134)	0.93	(0-30)	SW846 8260B
1,2-Dibromoethane	103	(75 - 127)			SW846 8260B
	106	(75 - 127)	2.3	(0-30)	SW846 8260B
Bromochloromethane	105	(75 - 127)			SW846 8260B
	103	(75 - 127)	1.6	(0-30)	SW846 8260B
m-Xylene & p-Xylene	101	(75 - 122)			SW846 8260B
	101	(75 - 122)	0.38	(0-30)	SW846 8260B
o-Xylene	99	(75 - 118)			SW846 8260B
	99	(75 - 118)	0.34	(0-30)	SW846 8260B
Chloromethane	92	(58 - 135)			SW846 8260B
	92	(58 - 135)	0.030	(0-30)	SW846 8260B
Bromomethane	85	(35 - 153)			SW846 8260B
	96	(35 - 153)	13	(0-30)	SW846 8260B
Vinyl chloride	89	(73 - 134)			SW846 8260B
	89	(73 - 134)	0.20	(0-30)	SW846 8260B
Chloroethane	93	(72 - 129)			SW846 8260B
	98	(72 - 129)	5.8	(0-30)	SW846 8260B
Methylene chloride	100	(69 - 118)			SW846 8260B
	102	(69 - 118)	1.2	(0-30)	SW846 8260B
Acetone	121	(51 - 157)			SW846 8260B
	105	(51 - 157)	14	(0-30)	SW846 8260B
Carbon disulfide	98	(74 - 123)			SW846 8260B
	99	(74 - 123)	1.9	(0-30)	SW846 8260B
1,1-Dichloroethene	**108**	**(75 - 125)**			**SW846 8260B**
	106	**(75 - 125)**	**2.2**	**(0-30)**	**SW846 8260B**
1,1-Dichloroethane	102	(75 - 133)			SW846 8260B
	102	(75 - 133)	0.16	(0-30)	SW846 8260B
1,2-Dichloroethene (total)	101	(85 - 111)			SW846 8260B
	101	(85 - 111)	0.19	(0-30)	SW846 8260B
Chloroform	99	(74 - 127)			SW846 8260B
	99	(74 - 127)	0.050	(0-30)	SW846 8260B
1,2-Dichloroethane	100	(67 - 132)			SW846 8260B
	99	(67 - 132)	0.92	(0-30)	SW846 8260B

(Continued on next page)

LABORATORY CONTROL SAMPLE EVALUATION REPORT

GC/MS Volatiles

Client Lot #...: A7J090101 **Work Order #...:** J80XK1AC-LCS **Matrix.....:** WATER
LCS Lot-Sample#: A7J150000-176 J80XK1AD-LCSD

PARAMETER	PERCENT RECOVERY	RECOVERY LIMITS	RPD	RPD LIMITS	METHOD
2-Butanone	118	(45 - 150)			SW846 8260B
	106	(45 - 150)	11	(0-30)	SW846 8260B
1,1,1-Trichloroethane	94	(70 - 127)			SW846 8260B
	96	(70 - 127)	1.6	(0-30)	SW846 8260B
Carbon tetrachloride	96	(71 - 132)			SW846 8260B
	97	(71 - 132)	1.2	(0-30)	SW846 8260B
Bromodichloromethane	99	(70 - 130)			SW846 8260B
	98	(70 - 130)	0.76	(0-30)	SW846 8260B
1,2-Dichloropropane	104	(75 - 127)			SW846 8260B
	103	(75 - 127)	0.90	(0-30)	SW846 8260B
cis-1,3-Dichloropropene	99	(73 - 132)			SW846 8260B
	100	(73 - 132)	1.0	(0-30)	SW846 8260B
Trichloroethene	**103**	**(67 - 128)**			**SW846 8260B**
	102	**(67 - 128)**	**0.23**	**(0-30)**	**SW846 8260B**
Dibromochloromethane	102	(74 - 145)			SW846 8260B
	103	(74 - 145)	1.3	(0-30)	SW846 8260B
1,1,2-Trichloroethane	101	(75 - 136)			SW846 8260B
	102	(75 - 136)	1.0	(0-30)	SW846 8260B
Benzene	**101**	**(75 - 126)**			**SW846 8260B**
	101	**(75 - 126)**	**0.15**	**(0-30)**	**SW846 8260B**
trans-1,3-Dichloropropene	98	(74 - 131)			SW846 8260B
	99	(74 - 131)	0.96	(0-30)	SW846 8260B
Bromoform	94	(72 - 136)			SW846 8260B
	94	(72 - 136)	0.29	(0-30)	SW846 8260B
4-Methyl-2-pentanone	103	(59 - 150)			SW846 8260B
	103	(59 - 150)	0.60	(0-30)	SW846 8260B
2-Hexanone	105	(53 - 139)			SW846 8260B
	106	(53 - 139)	1.3	(0-30)	SW846 8260B
Tetrachloroethene	100	(75 - 129)			SW846 8260B
	100	(75 - 129)	0.44	(0-30)	SW846 8260B
1,1,2,2-Tetrachloroethane	99	(68 - 129)			SW846 8260B
	101	(68 - 129)	1.6	(0-30)	SW846 8260B
Toluene	**99**	**(75 - 125)**			**SW846 8260B**
	99	**(75 - 125)**	**0.19**	**(0-30)**	**SW846 8260B**
Chlorobenzene	**101**	**(75 - 127)**			**SW846 8260B**
	100	**(75 - 127)**	**0.41**	**(0-30)**	**SW846 8260B**
Ethylbenzene	99	(75 - 120)			SW846 8260B
	99	(75 - 120)	0.040	(0-30)	SW846 8260B
Styrene	102	(75 - 130)			SW846 8260B
	102	(75 - 130)	0.34	(0-30)	SW846 8260B
Xylenes (total)	101	(90 - 114)			SW846 8260B
	100	(90 - 114)	0.37	(0-30)	SW846 8260B

(Continued on next page)

LABORATORY CONTROL SAMPLE EVALUATION REPORT

GC/MS Volatiles

Client Lot #...: A7J090101 **Work Order #...:** J80XK1AC-LCS **Matrix.....:** WATER
LCS Lot-Sample#: A7J150000-176 J80XK1AD-LCSD

PARAMETER	PERCENT RECOVERY	RECOVERY LIMITS	RPD	RPD LIMITS	METHOD
n-Hexane	111	(69 - 129)			SW846 8260B
	110	(69 - 129)	0.78	(0-30)	SW846 8260B
1,2-Dibromo-3-chloro-propane	99	(75 - 132)			SW846 8260B
	107	(75 - 132)	7.5	(0-30)	SW846 8260B
1,2-Dichlorobenzene	97	(73 - 120)			SW846 8260B
	98	(73 - 120)	0.41	(0-30)	SW846 8260B
1,3-Dichlorobenzene	99	(75 - 122)			SW846 8260B
	99	(75 - 122)	0.25	(0-30)	SW846 8260B
1,4-Dichlorobenzene	97	(74 - 123)			SW846 8260B
	100	(74 - 123)	3.2	(0-30)	SW846 8260B
Dichlorodifluoromethane	79	(59 - 134)			SW846 8260B
	75	(59 - 134)	5.3	(0-30)	SW846 8260B
Freon 113	116	(50 - 150)			SW846 8260B
	111	(50 - 150)	4.4	(0-30)	SW846 8260B
Isopropylbenzene	111	(75 - 126)			SW846 8260B
	111	(75 - 126)	0.080	(0-30)	SW846 8260B
Methyl acetate	109	(60 - 140)			SW846 8260B
	103	(60 - 140)	5.3	(0-20)	SW846 8260B
Methylcyclohexane	92	(60 - 140)			SW846 8260B
	89	(60 - 140)	3.5	(0-20)	SW846 8260B
Methyl tert-butyl ether (MTBE)	99	(59 - 129)			SW846 8260B
	98	(59 - 129)	0.99	(0-30)	SW846 8260B
1,2,4-Trichloro-benzene	78	(75 - 130)			SW846 8260B
	90	(75 - 130)	14	(0-30)	SW846 8260B
Trichlorofluoromethane	98	(68 - 133)			SW846 8260B
	105	(68 - 133)	7.4	(0-30)	SW846 8260B
Acrolein	80	(50 - 150)			SW846 8260B
	75	(50 - 150)	6.4	(0-30)	SW846 8260B
Acrylonitrile	114	(50 - 150)			SW846 8260B
	107	(50 - 150)	6.8	(0-30)	SW846 8260B
n-Butylbenzene	97	(75 - 126)			SW846 8260B
	98	(75 - 126)	0.64	(0-30)	SW846 8260B
sec-Butylbenzene	97	(75 - 125)			SW846 8260B
	98	(75 - 125)	0.76	(0-30)	SW846 8260B
tert-Butylbenzene	92	(75 - 125)			SW846 8260B
	102	(75 - 125)	11	(0-30)	SW846 8260B

(Continued on next page)

LABORATORY CONTROL SAMPLE EVALUATION REPORT

GC/MS Volatiles

Client Lot #...: A7J090101 **Work Order #...:** J80XK1AC-LCS **Matrix.....:** WATER
LCS Lot-Sample#: A7J150000-176 J80XK1AD-LCSD

PARAMETER	PERCENT RECOVERY	RECOVERY LIMITS	RPD	RPD LIMITS	METHOD
2-Chlorotoluene	96	(75 - 121)			SW846 8260B
	97	(75 - 121)	1.1	(0-30)	SW846 8260B
4-Chlorotoluene	99	(73 - 127)			SW846 8260B
	100	(73 - 127)	0.91	(0-30)	SW846 8260B
Dibromomethane	103	(76 - 132)			SW846 8260B
	101	(76 - 132)	1.7	(0-30)	SW846 8260B
1,3-Dichloropropane	101	(75 - 133)			SW846 8260B
	103	(75 - 133)	1.2	(0-30)	SW846 8260B
2,2-Dichloropropane	84	(62 - 134)			SW846 8260B
	86	(62 - 134)	1.6	(0-30)	SW846 8260B
1,1-Dichloropropene	98	(75 - 135)			SW846 8260B
	97	(75 - 135)	0.89	(0-30)	SW846 8260B
Hexachlorobutadiene	86	(75 - 133)			SW846 8260B
	91	(75 - 133)	5.6	(0-30)	SW846 8260B
Iodomethane	100	(50 - 150)			SW846 8260B
	102	(50 - 150)	1.3	(0-30)	SW846 8260B
p-Isopropyltoluene	101	(75 - 125)			SW846 8260B
	102	(75 - 125)	1.2	(0-30)	SW846 8260B
Naphthalene	79	(65 - 149)			SW846 8260B
	95	(65 - 149)	18	(0-30)	SW846 8260B
n-Propylbenzene	99	(75 - 127)			SW846 8260B
	101	(75 - 127)	1.8	(0-30)	SW846 8260B
1,1,1,2-Tetrachloroethane	100	(75 - 127)			SW846 8260B
	102	(75 - 127)	2.0	(0-30)	SW846 8260B
1,2,3-Trichlorobenzene	76	(75 - 133)			SW846 8260B
	93	(75 - 133)	19	(0-30)	SW846 8260B
1,2,3-Trichloropropane	110	(65 - 139)			SW846 8260B
	113	(65 - 139)	2.9	(0-30)	SW846 8260B
1,1,2-Trichloro-1,2,2-trifluoroethane	116	(50 - 150)			SW846 8260B
	111	(50 - 150)	4.4	(0-30)	SW846 8260B
1,2,4-Trimethylbenzene	97	(75 - 123)			SW846 8260B
	97	(75 - 123)	0.69	(0-30)	SW846 8260B
1,3,5-Trimethylbenzene	97	(75 - 121)			SW846 8260B
	99	(75 - 121)	2.0	(0-30)	SW846 8260B
Vinyl acetate	109	(30 - 150)			SW846 8260B
	105	(30 - 150)	3.3	(0-30)	SW846 8260B
Bromobenzene	97	(74 - 123)			SW846 8260B
	99	(74 - 123)	2.1	(0-30)	SW846 8260B

(Continued on next page)

LABORATORY CONTROL SAMPLE EVALUATION REPORT

GC/MS Volatiles

Client Lot #...: A7J090101 **Work Order #...:** J80XK1AC-LCS **Matrix.....:** WATER
LCS Lot-Sample#: A7J150000-176 J80XK1AD-LCSD

SURROGATE	PERCENT RECOVERY	RECOVERY LIMITS
Dibromofluoromethane	92	(50 - 150)
	91	(50 - 150)
1,2-Dichloroethane-d4	90	(50 - 150)
	86	(50 - 150)
Toluene-d8	91	(50 - 150)
	92	(50 - 150)
4-Bromofluorobenzene	93	(50 - 150)
	93	(50 - 150)

NOTE(S):

Calculations are performed before rounding to avoid round-off errors in calculated results.

Bold print denotes control parameters

MATRIX SPIKE SAMPLE EVALUATION REPORT

GC/MS Volatiles

Client Lot #...: A7J090101 **Work Order #...:** J8G411AK-MS **Matrix.....:** WG
MS Lot-Sample #: A7J090101-001 J8G411AL-MSD
Date Sampled...: 10/08/07 11:35 **Date Received..:** 10/09/07
Prep Date.....: 10/15/07 **Analysis Date..:** 10/15/07
Prep Batch #...: 7288176
Dilution Factor: 1 **Initial Wgt/Vol:** 5 mL **Final Wgt/Vol..:** 5 mL

PARAMETER	PERCENT RECOVERY	RECOVERY LIMITS	RPD	RPD LIMITS	METHOD
cis-1,2-Dichloroethene	101	(82 - 116)			SW846 8260B
	100	(82 - 116)	0.82	(0-30)	SW846 8260B
trans-1,2-Dichloroethene	102	(77 - 115)			SW846 8260B
	102	(77 - 115)	0.59	(0-30)	SW846 8260B
1,2-Dibromoethane	99	(60 - 140)			SW846 8260B
	99	(60 - 140)	0.85	(0-20)	SW846 8260B
Bromochloromethane	104	(70 - 130)			SW846 8260B
	104	(70 - 130)	0.17	(0-30)	SW846 8260B
Chloromethane	91	(41 - 125)			SW846 8260B
	90	(41 - 125)	0.83	(0-30)	SW846 8260B
Bromomethane	91	(53 - 155)			SW846 8260B
	89	(53 - 155)	2.4	(0-30)	SW846 8260B
Vinyl chloride	90	(52 - 122)			SW846 8260B
	90	(52 - 122)	0.31	(0-30)	SW846 8260B
Chloroethane	95	(62 - 140)			SW846 8260B
	93	(62 - 140)	2.1	(0-30)	SW846 8260B
Methylene chloride	99	(70 - 129)			SW846 8260B
	97	(70 - 129)	1.1	(0-30)	SW846 8260B
Acetone	100	(10 - 166)			SW846 8260B
	104	(10 - 166)	3.6	(0-32)	SW846 8260B
Carbon disulfide	100	(66 - 135)			SW846 8260B
	98	(66 - 135)	1.9	(0-31)	SW846 8260B
1,1-Dichloroethene	**105**	**(57 - 138)**			**SW846 8260B**
	106	**(57 - 138)**	**0.74**	**(0-15)**	**SW846 8260B**
1,1-Dichloroethane	102	(84 - 121)			SW846 8260B
	101	(84 - 121)	1.2	(0-30)	SW846 8260B
1,2-Dichloroethene (total)	101	(80 - 115)			SW846 8260B
	101	(80 - 115)	0.10	(0-30)	SW846 8260B
Chloroform	101	(85 - 124)			SW846 8260B
	101	(85 - 124)	0.76	(0-30)	SW846 8260B
1,2-Dichloroethane	98	(84 - 126)			SW846 8260B
	97	(84 - 126)	0.79	(0-30)	SW846 8260B
2-Butanone	112	(52 - 152)			SW846 8260B
	115	(52 - 152)	2.7	(0-30)	SW846 8260B
1,1,1-Trichloroethane	94	(78 - 128)			SW846 8260B
	96	(78 - 128)	2.9	(0-30)	SW846 8260B
Carbon tetrachloride	96	(80 - 125)			SW846 8260B
	96	(80 - 125)	0.15	(0-30)	SW846 8260B

(Continued on next page)

MATRIX SPIKE SAMPLE EVALUATION REPORT

GC/MS Volatiles

Client Lot #...: A7J090101 **Work Order #...:** J8G411AK-MS **Matrix.....:** WG
MS Lot-Sample #: A7J090101-001 J8G411AL-MSD

PARAMETER	PERCENT RECOVERY	RECOVERY LIMITS	RPD	RPD LIMITS	METHOD
Bromodichloromethane	97	(86 - 127)			SW846 8260B
	99	(86 - 127)	1.4	(0-30)	SW846 8260B
1,2-Dichloropropane	100	(83 - 121)			SW846 8260B
	101	(83 - 121)	1.4	(0-30)	SW846 8260B
cis-1,3-Dichloropropene	95	(86 - 122)			SW846 8260B
	96	(86 - 122)	1.3	(0-30)	SW846 8260B
Trichloroethene	**100**	**(58 - 141)**			**SW846 8260B**
	100	**(58 - 141)**	**0.47**	**(0-17)**	**SW846 8260B**
Dibromochloromethane	98	(85 - 124)			SW846 8260B
	98	(85 - 124)	0.31	(0-30)	SW846 8260B
1,1,2-Trichloroethane	98	(88 - 119)			SW846 8260B
	98	(88 - 119)	0.30	(0-30)	SW846 8260B
Benzene	**100**	**(73 - 123)**			**SW846 8260B**
	99	**(73 - 123)**	**1.2**	**(0-11)**	**SW846 8260B**
trans-1,3-Dichloropropene	94	(85 - 120)			SW846 8260B
	94	(85 - 120)	0.44	(0-30)	SW846 8260B
Bromoform	90	(79 - 135)			SW846 8260B
	92	(79 - 135)	2.7	(0-30)	SW846 8260B
4-Methyl-2-pentanone	96	(74 - 140)			SW846 8260B
	100	(74 - 140)	4.3	(0-30)	SW846 8260B
2-Hexanone	98	(57 - 148)			SW846 8260B
	99	(57 - 148)	1.6	(0-31)	SW846 8260B
Tetrachloroethene	99	(75 - 116)			SW846 8260B
	97	(75 - 116)	1.4	(0-30)	SW846 8260B
1,1,2,2-Tetrachloroethane	100	(74 - 144)			SW846 8260B
	96	(74 - 144)	4.2	(0-30)	SW846 8260B
Toluene	**98**	**(67 - 129)**			**SW846 8260B**
	95	**(67 - 129)**	**3.4**	**(0-14)**	**SW846 8260B**
Chlorobenzene	**99**	**(70 - 122)**			**SW846 8260B**
	96	**(70 - 122)**	**2.7**	**(0-14)**	**SW846 8260B**
Ethylbenzene	98	(86 - 113)			SW846 8260B
	96	(86 - 113)	1.2	(0-30)	SW846 8260B
Styrene	100	(87 - 115)			SW846 8260B
	100	(87 - 115)	0.45	(0-30)	SW846 8260B
Xylenes (total)	99	(88 - 114)			SW846 8260B
	97	(88 - 114)	2.0	(0-30)	SW846 8260B
n-Hexane	109	(57 - 129)			SW846 8260B
	114	(57 - 129)	4.3	(0-30)	SW846 8260B
Cyclohexane	89	(60 - 140)			SW846 8260B
	93	(60 - 140)	4.2	(0-20)	SW846 8260B

(Continued on next page)

MATRIX SPIKE SAMPLE EVALUATION REPORT

GC/MS Volatiles

Client Lot #...: A7J090101 **Work Order #...:** J8G411AK-MS **Matrix.....:** WG
MS Lot-Sample #: A7J090101-001 J8G411AL-MSD

PARAMETER	PERCENT RECOVERY	RECOVERY LIMITS	RPD	RPD LIMITS	METHOD
1,2-Dibromo-3-chloro-propane	94	(60 - 140)			SW846 8260B
	108	(60 - 140)	14	(0-20)	SW846 8260B
1,2-Dichlorobenzene	97	(60 - 140)			SW846 8260B
	99	(60 - 140)	2.0	(0-20)	SW846 8260B
1,3-Dichlorobenzene	97	(60 - 140)			SW846 8260B
	96	(60 - 140)	0.74	(0-20)	SW846 8260B
1,4-Dichlorobenzene	97	(60 - 140)			SW846 8260B
	97	(60 - 140)	0.15	(0-20)	SW846 8260B
Dichlorodifluoromethane	76	(60 - 140)			SW846 8260B
	76	(60 - 140)	0.18	(0-20)	SW846 8260B
Freon 113	115	(60 - 140)			SW846 8260B
	120	(60 - 140)	4.2	(0-20)	SW846 8260B
Isopropylbenzene	109	(60 - 140)			SW846 8260B
	110	(60 - 140)	0.72	(0-20)	SW846 8260B
Methyl acetate	104	(60 - 140)			SW846 8260B
	106	(60 - 140)	2.2	(0-20)	SW846 8260B
Methylcyclohexane	92	(60 - 140)			SW846 8260B
	95	(60 - 140)	3.1	(0-20)	SW846 8260B
Methyl tert-butyl ether (MTBE)	97	(60 - 140)			SW846 8260B
	97	(60 - 140)	0.66	(0-20)	SW846 8260B
1,2,4-Trichloro-benzene	78	(60 - 140)			SW846 8260B
	99 p	(60 - 140)	24	(0-20)	SW846 8260B
Trichlorofluoromethane	107	(60 - 140)			SW846 8260B
	101	(60 - 140)	6.1	(0-20)	SW846 8260B

SURROGATE	PERCENT RECOVERY	RECOVERY LIMITS
Dibromofluoromethane	93	(50 - 150)
	94	(50 - 150)
1,2-Dichloroethane-d4	89	(50 - 150)
	91	(50 - 150)
Toluene-d8	91	(50 - 150)
	90	(50 - 150)
4-Bromofluorobenzene	92	(50 - 150)
	93	(50 - 150)

(Continued on next page)

MATRIX SPIKE SAMPLE EVALUATION REPORT

GC/MS Volatiles

Client Lot #...: A7J090101 **Work Order #...:** J8G411AK-MS **Matrix.....:** WG
MS Lot-Sample #: A7J090101-001 J8G411AL-MSD

SURROGATE	PERCENT RECOVERY	RECOVERY LIMITS

NOTE(S):

Calculations are performed before rounding to avoid round-off errors in calculated results.

Bold print denotes control parameters

p Relative percent difference (RPD) is outside stated control limits.

Data File: \\cansvr11\dd\chem\MSV\a3ux10.i\P71015A.b\UXX7524.D
Report Date: 15-Oct-2007 10:52

STL Inc North Canton

CONTINUING CALIBRATION COMPOUNDS

Instrument ID: a3ux10.i Injection Date: 15-OCT-2007 10:47
Lab File ID: UXX7524.D Init. Cal. Date(s): 24-AUG-2007 03-OCT-2007
Analysis Type: WATER Init. Cal. Times: 18:07 12:32
Lab Sample ID: 50NG-CC Quant Type: ISTD
Method: \\cansvr11\dd\chem\MSV\a3ux10.i\P71015A.b\8260LLUX10.m

COMPOUND	RRF / AMOUNT	RF50	CCAL RRF50	MIN RRF	%D / %DRIFT	MAX %D / %DRIFT	CURVE TYPE
$ 4 Dibromofluoromethane	0.22575	0.21419	0.21419	0.010	5.11937	50.00000	Averaged
$ 5 1,2-Dichloroethane-d4	0.26034	0.23779	0.23779	0.010	8.66155	50.00000	Averaged
$ 6 Toluene-d8	1.21891	1.12053	1.12053	0.010	8.07175	50.00000	Averaged
$ 7 Bromofluorobenzene	0.44483	0.41105	0.41105	0.010	7.59362	50.00000	Averaged
8 Dichlorodifluoromethane	0.19718	0.24070	0.24070	0.010	-22.07275	50.00000	Averaged
9 Chloromethane	0.25805	0.29426	0.29426	0.100	-14.03220	50.00000	Averaged
10 Vinyl Chloride	0.26191	0.28083	0.28083	0.010	-7.22408	20.00000	Averaged
11 Bromomethane	0.12884	0.14457	0.14457	0.010	-12.20686	50.00000	Averaged
12 Chloroethane	0.16216	0.17713	0.17713	0.010	-9.23298	50.00000	Averaged
13 Trichlorofluoromethane	0.22018	0.25849	0.25849	0.010	-17.39755	50.00000	Averaged
15 Acrolein	0.02369	0.01216	0.01216	0.010	48.67593	50.00000	Averaged
16 Acetone	100	118	0.07124	0.010	-17.74902	0.000e+000	Wt Linear
17 1,1-Dichloroethene	0.22634	0.24203	0.24203	0.010	-6.93206	20.00000	Averaged
18 Freon-113	0.18811	0.19833	0.19833	0.010	-5.43166	50.00000	Averaged
19 Iodomethane	0.38610	0.40751	0.40751	0.010	-5.54737	50.00000	Averaged
20 Carbon Disulfide	0.66903	0.70389	0.70389	0.010	-5.21013	50.00000	Averaged
21 Methylene Chloride	50.00000	51.54693	0.26309	0.010	-3.09386	0.000e+000	Wt Linear
22 Acetonitrile	0.01567	0.02181	0.02181	0.010	-39.13237	50.00000	Averaged
23 Acrylonitrile	0.08176	0.08994	0.08994	0.010	-10.01162	50.00000	Averaged
24 Methyl tert-butyl ether	0.66475	0.66889	0.66889	0.010	-0.62225	50.00000	Averaged
25 trans-1,2-Dichloroethene	0.25613	0.27083	0.27083	0.010	-5.74206	50.00000	Averaged
26 Hexane	0.06276	0.06831	0.06831	0.010	-8.85399	20.00000	Averaged
27 Vinyl acetate	0.34276	0.23251	0.23251	0.010	32.16408	50.00000	Averaged
28 1,1-Dichloroethane	0.39908	0.40795	0.40795	0.100	-2.22224	50.00000	Averaged
29 tert-Butyl Alcohol	0.01346	0.01729	0.01729	0.010	-28.48810	50.00000	Averaged
30 2-Butanone	0.09524	0.10116	0.10116	0.010	-6.22203	50.00000	Averaged
M 3,4,2-Dichloroethene (total)	0.25941	0.27033	0.27033	0.010	-4.21038	50.00000	Averaged
32 cis-1,2-dichloroethene	0.26269	0.26982	0.26982	0.010	-2.71696	50.00000	Averaged
33 2,2-Dichloropropane	0.22876	0.21521	0.21521	0.010	5.92563	50.00000	Averaged
34 Bromochloromethane	0.13131	0.13754	0.13754	0.010	-4.74304	50.00000	Averaged
35 Chloroform	0.40193	0.40609	0.40609	0.010	-1.03697	20.00000	Averaged
36 Tetrahydrofuran	0.06046	0.06268	0.06268	0.010	-3.68012	50.00000	Averaged
37 1,1,1-Trichloroethane	0.31317	0.30946	0.30946	0.010	1.18493	50.00000	Averaged
38 1,1-Dichloropropene	0.32316	0.32801	0.32801	0.010	-1.50158	50.00000	Averaged
39 Carbon Tetrachloride	0.26169	0.26875	0.26875	0.010	-2.69801	50.00000	Averaged
40 1,2-Dichloroethane	0.30799	0.30147	0.30147	0.010	2.11664	50.00000	Averaged
41 Benzene	1.01432	1.02962	1.02962	0.010	-1.50818	50.00000	Averaged
42 Trichloroethene	0.28313	0.28371	0.28371	0.010	-0.20736	50.00000	Averaged
43 1,2-Dichloropropane	0.22101	0.22572	0.22572	0.010	-2.12877	20.00000	Averaged
44 1,4-Dioxane	2500	3488	0.00199	0.010	-39.50869	0.000e+000	Linear <-
45 Dibromomethane	0.13409	0.13894	0.13894	0.010	-3.61764	50.00000	Averaged
46 Bromodichloromethane	0.28239	0.28917	0.28917	0.010	-2.40032	50.00000	Averaged
47 2-Chloroethyl vinyl ether	0.12951	0.12903	0.12903	0.010	0.36503	50.00000	Averaged

Data File: \\cansvr11\dd\chem\MSV\a3ux10.i\P71015A.b\UXX7524.D
Report Date: 15-Oct-2007 10:52

STL Inc North Canton

CONTINUING CALIBRATION COMPOUNDS

Instrument ID: a3ux10.i Injection Date: 15-OCT-2007 10:47
Lab File ID: UXX7524.D Init. Cal. Date(s): 24-AUG-2007 03-OCT-2007
Analysis Type: WATER Init. Cal. Times: 18:07 12:32
Lab Sample ID: 50NG-CC Quant Type: ISTD
Method: \\cansvr11\dd\chem\MSV\a3ux10.i\P71015A.b\8260LLUX10.m

COMPOUND	RRF / AMOUNT	RF50	CCAL RRF50	MIN RRF	%D / %DRIFT	MAX %D / %DRIFT	CURVE TYPE
48 cis-1,3-Dichloropropene	0.32241	0.33268	0.33268	0.010	-3.18584	50.00000	Averaged
49 4-Methyl-2-pentanone	0.18590	0.18426	0.18426	0.010	0.88133	50.00000	Averaged
50 Toluene	1.42685	1.43949	1.43949	0.010	-0.88554	20.00000	Averaged
51 trans-1,3-Dichloropropene	0.35406	0.35530	0.35530	0.010	-0.35096	50.00000	Averaged
52 Ethyl Methacrylate	0.35292	0.34005	0.34005	0.010	3.64729	50.00000	Averaged
53 1,1,2-Trichloroethane	0.26996	0.27353	0.27353	0.010	-1.32036	50.00000	Averaged
54 1,3-Dichloropropane	0.47468	0.46952	0.46952	0.010	1.08747	50.00000	Averaged
55 Tetrachloroethene	0.31899	0.31790	0.31790	0.010	0.34203	50.00000	Averaged
56 2-Hexanone	0.16993	0.16586	0.16586	0.010	2.39411	50.00000	Averaged
57 Dibromochloromethane	0.27274	0.28167	0.28167	0.010	-3.27358	50.00000	Averaged
58 1,2-Dibromoethane	0.27391	0.27983	0.27983	0.010	-2.16045	50.00000	Averaged
59 Chlorobenzene	0.94798	0.95399	0.95399	0.300	-0.63377	50.00000	Averaged
60 1,1,1,2-Tetrachloroethane	0.29264	0.30478	0.30478	0.010	-4.14798	50.00000	Averaged
61 Ethylbenzene	0.49923	0.49804	0.49804	0.010	0.23680	20.00000	Averaged
62 m-+p-Xylene	0.63352	0.63789	0.63789	0.010	-0.68905	50.00000	Averaged
M-63-Xylenes-(total)	0.63200	0.63610	0.63610	0.010	-0.64859	50.00000	Averaged
64 Xylene-O	0.62896	0.63253	0.63253	0.010	-0.56707	50.00000	Averaged
65 Styrene	1.04440	1.06777	1.06777	0.010	-2.23748	50.00000	Averaged
66 Bromoform	50.00000	48.82975	0.19220	0.100	2.34050	0.000e+000	Wt Linear
67 Isopropylbenzene	1.46679	1.45710	1.45710	0.010	0.66059	50.00000	Averaged
68 1,1,2,2-Tetrachloroethane	0.63389	0.63933	0.63933	0.300	-0.85811	50.00000	Averaged
69 1,4-Dichloro-2-butene	50.00000	47.45208	0.11879	0.010	5.09583	0.000e+000	Wt Linear
70 1,2,3-Trichloropropane	0.19708	0.19852	0.19852	0.010	-0.73038	50.00000	Averaged
71 Bromobenzene	0.77018	0.77148	0.77148	0.010	-0.16926	50.00000	Averaged
72 n-Propylbenzene	0.81510	0.82898	0.82898	0.010	-1.70323	50.00000	Averaged
73 2-Chlorotoluene	0.71223	0.71191	0.71191	0.010	0.04400	50.00000	Averaged
74 1,3,5-Trimethylbenzene	2.34816	2.36331	2.36331	0.010	-0.64517	50.00000	Averaged
75 4-Chlorotoluene	0.73567	0.73497	0.73497	0.010	0.09443	50.00000	Averaged
76 tert-Butylbenzene	2.24592	2.12393	2.12393	0.010	5.43156	50.00000	Averaged
77 1,2,4-Trimethylbenzene	2.40943	2.38275	2.38275	0.010	1.10735	50.00000	Averaged
78 sec-Butylbenzene	2.96145	2.93881	2.93881	0.010	0.76443	50.00000	Averaged
79 4-Isopropyltoluene	2.51741	2.52738	2.52738	0.010	-0.39566	50.00000	Averaged
80 1,3-Dichlorobenzene	1.45583	1.42246	1.42246	0.010	2.29176	50.00000	Averaged
81 1,4-Dichlorobenzene	1.52341	1.50198	1.50198	0.010	1.40683	50.00000	Averaged
82 n-Butylbenzene	2.12948	2.08132	2.08132	0.010	2.26136	50.00000	Averaged
83 1,2-Dichlorobenzene	1.35757	1.33062	1.33062	0.010	1.98516	50.00000	Averaged
84 1,2-Dibromo-3-chloropropane	0.11020	0.10873	0.10873	0.010	1.33643	50.00000	Averaged
85 1,2,4-Trichlorobenzene	0.95601	0.75834	0.75834	0.010	20.67635	50.00000	Averaged
86 Hexachlorobutadiene	0.40453	0.36126	0.36126	0.010	10.69606	50.00000	Averaged
87 Naphthalene	2.04202	1.63264	1.63264	0.010	20.04773	50.00000	Averaged
88 1,2,3-Trichlorobenzene	0.87106	0.67951	0.67951	0.010	21.99053	50.00000	Averaged
98 Cyclohexane	0.43134	0.44540	0.44540	0.010	-3.26139	50.00000	Averaged
143 Methyl Acetate	0.16304	0.18918	0.18918	0.010	-16.03694	50.00000	Averaged

Data File: \\cansvr11\dd\chem\MSV\a3ux10.i\P71015A.b\UXX7524.D
Report Date: 15-Oct-2007 10:52

STL Inc North Canton

CONTINUING CALIBRATION COMPOUNDS

Instrument ID: a3ux10.i Injection Date: 15-OCT-2007 10:47
Lab File ID: UXX7524.D Init. Cal. Date(s): 24-AUG-2007 03-OCT-2007
Analysis Type: WATER Init. Cal. Times: 18:07 12:32
Lab Sample ID: 50NG-CC Quant Type: ISTD
Method: \\cansvr11\dd\chem\MSV\a3ux10.i\P71015A.b\8260LLUX10.m

COMPOUND	RRF / AMOUNT	RF50	CCAL RRF50	MIN RRF	%D / %DRIFT	MAX %D / %DRIFT	CURVE TYPE
144 Methylcyclohexane	0.46264	0.47590	0.47590	0.010	-2.86632	50.00000	Averaged
141 1,3,5-Trichlorobenzene	1.05707	0.93027	0.93027	0.010	11.99528	50.00000	Averaged
149 Vinyl Acetate-86	50.00000	33.94859	0.02993	0.010	32.10281	0.000e+000	Wt Linear

SDG: A7J090101
Date/Time Cal: 10/15/07 @ 1047

VOC Analyte	%D
Chloromethane	14.0322
Vinyl Chloride	7.22408
Bromomethane	12.20686
Chloroethane	9.23298
1,1-Dichloroethene	6.93206
Acetone	17.74902
Methylene Chloride	3.09386
Carbon Disulide	5.21013
trans-1,2-Dichloroethene	5.74206
1,1-Dichloroethane	2.22224
cis-1,2-Dichloroethene	2.71696
1,2-Dichloroethene total	4.21038
2-Butanone	6.22203
Bromochloromethane	4.74304
Chloroform	1.03697
1,1,1-Trichloroethane	1.18493
Carbon Tetrachloride	2.69801
Benzene	1.50818
1,2-Dichloroethane	2.11664
Trichloroethene	0.20736
1,2-Dichloropropane	2.12877
Bromodichloromethane	2.40032
cis-1,3-Dichloropropene	3.18584
4-Methyl-2-pentanone	0.88133
Toluene	0.88554
trans-1,3-Dichloropropene	0.35096
1,1,2-Trichloroethane	1.32036
Tetrachloroethene	0.34203
2-Hexanone	2.39411
Dibromochloromethane	3.27358
Ethylene Dibromide	2.16045
Chlorobenzene	0.63377
Ethylbenzene	0.2368
m,p- Xylenes	0.68905
o- Xylenes	0.56707
Total Xylenes	0.64859
Styrene	2.23748
Bromoform	2.3405
1,1,2,2-Tetrachloroethane	0.85811
AVG %D	3.533965

Data File: \\cansvr11\dd\chem\MSV\a3ux10.i\P71015A.b/UXX7526.D
Report Date: 10/15/2007

CONTINUING CALIBRATION COMPOUNDS
PERCENT DRIFT REPORT

Instrument ID: a3ux10.i
Lab File ID: UXX7526.D
Analysis Type: WATER

Injection Date: 15-OCT-2007 11:31
Lab Sample ID: QCMRL
Method File: \\cansvr11\dd\chem\MSV\a3ux10.i\P71015A

	COMPOUND	EXPECTED CONC.	MEASURED CONC.	%D	MAX %D
0	Fluorobenzene	50.0000	50.0000	0.0	50.0
0	Chlorobenzene-d5	50.0000	50.0000	0.0	50.0
0	1,4-Dichlorobenzene-d4	50.0000	50.0000	0.0	50.0
0	1,3,5-Trichlorobenzene	5.0000	4.5943	8.1	50.0
0	Methylcyclohexane	5.0000	5.0312	0.6	50.0
0	Methyl Acetate	10.0000	13.2877	32.9	50.0
0	Cyclohexane	5.0000	4.9842	0.3	50.0
0	Dichlorodifluoromethane	5.0000	5.6032	12.1	50.0
0	Chloromethane	5.0000	5.4748	9.5	50.0
0	Vinyl Chloride	5.0000	4.9139	1.7	20.0
0	Bromomethane	5.0000	5.3699	7.4	50.0
0	Chloroethane	5.0000	5.3551	7.1	50.0
0	Trichlorofluoromethane	5.0000	4.7830	4.3	50.0
0	Acrolein	50.0000	30.4988	39.0	50.0
0	Acetone	10.0000	14.8215	48.2	50.0
0	1,1-Dichloroethene	5.0000	5.5446	10.9	20.0
0	Freon-113	5.0000	5.2830	5.7	50.0
0	Iodomethane	5.0000	5.2762	5.5	50.0
0	Carbon Disulfide	5.0000	5.0745	1.5	50.0
0	Methylene Chloride	5.0000	4.7127	5.7	50.0
0	Hexachlorobutadiene	5.0000	5.0409	0.8	50.0
0	Acrylonitrile	10.0000	10.4418	4.4	50.0
0	Methyl tert-butyl ether	5.0000	5.2189	4.4	50.0
0	trans-1,2-Dichloroethene	5.0000	5.2028	4.1	50.0
0	Hexane	5.0000	5.2846	5.7	20.0
0	Vinyl acetate	5.0000	3.1424	37.2	50.0
0	1,1-Dichloroethane	5.0000	5.1997	4.0	50.0
0	tert-Butyl Alcohol	100.0000	133.1904	33.2	50.0
0	2-Butanone	10.0000	11.3079	13.1	50.0
0	1,2-Dichloroethene (total)	10.0000	10.3145	3.1	50.0
0	cis-1,2-dichloroethene	5.0000	5.1117	2.2	50.0
0	2,2-Dichloropropane	5.0000	4.3109	13.8	50.0
0	Bromochloromethane	5.0000	5.2138	4.3	50.0
0	Chloroform	5.0000	5.2109	4.2	20.0
0	Tetrahydrofuran	5.0000	5.9744	19.5	50.0
0	1,1,1-Trichloroethane	5.0000	4.9148	1.7	50.0
0	1,1-Dichloropropene	5.0000	5.1841	3.7	50.0
0	Carbon Tetrachloride	5.0000	4.8516	3.0	50.0
0	1,2-Dichloroethane	5.0000	4.9081	1.8	50.0

148.2%10

Data File: \\cansvr11\dd\chem\MSV\a3ux10.i\P71015A.b/UXX7526.D
Report Date: 10/15/2007

CONTINUING CALIBRATION COMPOUNDS
PERCENT DRIFT REPORT

Instrument ID: a3ux10.i
Lab File ID: UXX7526.D
Analysis Type: WATER

Injection Date: 15-OCT-2007 11:31
Lab Sample ID: QCMRL
Method File: \\cansvr11\dd\chem\MSV\a3ux10.i\

COMPOUND	EXPECTED CONC.	MEASURED CONC.	%D	MAX %D
0 Benzene	5.0000	5.6386	12.8	50.0
0 Trichloroethene	5.0000	5.3004	6.0	50.0
0 1,2-Dichloropropane	5.0000	5.2097	4.2	20.0
0 1,2,4-Trichlorobenzene	5.0000	4.3970	12.1	50.0
0 Dibromomethane	5.0000	5.4217	8.4	50.0
0 Bromodichloromethane	5.0000	4.8762	2.5	50.0
0 2-Chloroethyl vinyl ether	10.0000	9.2690	7.3	50.0
0 cis-1,3-Dichloropropene	5.0000	4.2969	14.1	50.0
0 4-Methyl-2-pentanone	10.0000	9.6254	3.7	50.0
0 Toluene	5.0000	5.1412	2.8	20.0
0 trans-1,3-Dichloropropene	5.0000	4.1930	16.1	50.0
0 Ethyl Methacrylate	5.0000	4.4410	11.2	50.0
0 1,1,2-Trichloroethane	5.0000	5.4166	8.3	50.0
0 1,3-Dichloropropane	5.0000	5.2125	4.2	50.0
0 Tetrachloroethene	5.0000	5.5494	11.0	50.0
0 2-Hexanone	10.0000	9.4908	5.1	50.0
0 Dibromochloromethane	5.0000	4.4095	11.8	50.0
0 1,2-Dibromoethane	5.0000	4.9967	0.1	50.0
0 Chlorobenzene	5.0000	5.3448	6.9	50.0
0 1,1,1,2-Tetrachloroethane	5.0000	4.7732	4.5	50.0
0 Ethylbenzene	5.0000	4.9042	1.9	20.0
0 m,p-Xylene	10.0000	9.5953	4.0	50.0
0 Xylenes (total)	15.0000	14.1597	5.6	50.0
0 Xylene-o	5.0000	4.5644	8.7	50.0
0 Styrene	5.0000	4.7737	4.5	50.0
0 Bromoform	5.0000	6.0777	21.6	50.0
0 Isopropylbenzene	5.0000	4.7119	5.8	50.0
0 1,1,2,2-Tetrachloroethane	5.0000	5.5720	11.4	50.0
0 1,4-Dichloro-2-butene	5.0000	6.3786	27.6	50.0
0 1,2,3-Trichloropropane	5.0000	5.6041	12.1	50.0
0 Bromobenzene	5.0000	5.1657	3.3	50.0
0 n-Propylbenzene	5.0000	4.7787	4.4	50.0
0 2-Chlorotoluene	5.0000	5.0660	1.3	50.0
0 1,3,5-Trimethylbenzene	5.0000	4.6318	7.4	50.0
0 4-Chlorotoluene	5.0000	4.8224	3.6	50.0
0 tert-Butylbenzene	5.0000	4.4292	11.4	50.0
0 1,2,4-Trimethylbenzene	5.0000	4.5624	8.8	50.0
0 sec-Butylbenzene	5.0000	4.6520	7.0	50.0
0 4-Isopropyltoluene	5.0000	4.5873	8.3	50.0

Data File: \\cansvr11\dd\chem\MSV\a3ux10.i\P71015A.b/UXX7526.D
Report Date: 10/15/2007

CONTINUING CALIBRATION COMPOUNDS
PERCENT DRIFT REPORT

Instrument ID: a3ux10.i
Lab File ID: UXX7526.D
Analysis Type: WATER

Injection Date: 15-OCT-2007 11:31
Lab Sample ID: QCMRL
Method File: \\cansvr11\dd\chem\MSV\a3ux10.i\

	COMPOUND	EXPECTED CONC.	MEASURED CONC.	%D	MAX %D	
0	1,3-Dichlorobenzene	5.0000	5.1246	2.5	50.0	
0	1,4-Dichlorobenzene	5.0000	5.2245	4.5	50.0	
0	n-Butylbenzene	5.0000	4.5790	8.4	50.0	
0	1,2-Dichlorobenzene	5.0000	5.0874	1.7	50.0	
0	1,2-Dibromo-3-chloropropane	5.0000	5.1747	3.5	50.0	
51	Acetonitrile	50.0000	74.9285	49.9	50.0	
59	1,4-Dioxane	250.0000	259.0176	3.6	50.0	
113	Naphthalene	5.0000	3.9940	20.1	50.0	
115	1,2,3-Trichlorobenzene	5.0000	4.3936	12.1	50.0	
149	Vinyl Acetate-86	5.0000	5.0476	1.0	50.0	
0	1,2-Dichloroethane-d4	5.0000	44.8379	796.8	50.0	<-
0	Dibromofluoromethane	5.0000	46.4505	829.0	50.0	<-
0	Bromofluorobenzene	5.0000	46.1295	822.6	50.0	<-
0	Toluene-d8	5.0000	45.5144	810.3	50.0	<-

Data File: \\cansvr11\dd\chem\MSV\a3ux10.i\P71015A.b/UXX7552.D
Report Date: 10/16/2007

CONTINUING CALIBRATION COMPOUNDS
PERCENT DRIFT REPORT

Instrument ID: a3ux10.i
Lab File ID: UXX7552.D
Analysis Type: WATER

Injection Date: 15-OCT-2007 22:03
Lab Sample ID: QCMRL
Method File: \\cansvr11\dd\chem\MSV\a3ux10.i\P71015A

	COMPOUND	EXPECTED CONC.	MEASURED CONC.	%D	MAX %D	
0	Fluorobenzene	50.0000	50.0000	0.0	50.0	
0	Chlorobenzene-d5	50.0000	50.0000	0.0	50.0	
0	1,4-Dichlorobenzene-d4	50.0000	50.0000	0.0	50.0	
0	1,3,5-Trichlorobenzene	5.0000	4.6459	7.1	50.0	
0	Methylcyclohexane	5.0000	4.4160	11.7	50.0	
0	Methyl Acetate	10.0000	14.0795	40.8	50.0	
0	Cyclohexane	5.0000	4.3878	12.2	50.0	
0	Dichlorodifluoromethane	5.0000	5.0786	1.6	50.0	
0	Chloromethane	5.0000	5.1802	3.6	50.0	
0	Vinyl Chloride	5.0000	5.0217	0.4	20.0	
0	Bromomethane	5.0000	5.1525	3.1	50.0	
0	Chloroethane	5.0000	5.1705	3.4	50.0	
0	Trichlorofluoromethane	5.0000	4.0939	18.1	50.0	
0	Acrolein	50.0000	38.1731	23.7	50.0	
0	Acetone	10.0000	14.4018	44.0	50.0	144.0
0	1,1-Dichloroethene	5.0000	5.4855	9.7	20.0	
0	Freon-113	5.0000	4.8523	3.0	50.0	
0	Iodomethane	5.0000	5.2012	4.0	50.0	
0	Carbon Disulfide	5.0000	4.8144	3.7	50.0	
0	Methylene Chloride	5.0000	4.7543	4.9	50.0	
0	Hexachlorobutadiene	5.0000	4.9649	0.7	50.0	
0	Acrylonitrile	10.0000	12.6265	26.3	50.0	
0	Methyl tert-butyl ether	5.0000	5.2529	5.1	50.0	
0	trans-1,2-Dichloroethene	5.0000	5.2542	5.1	50.0	
0	Hexane	5.0000	4.6973	6.1	20.0	
0	Vinyl acetate	5.0000	2.1543	56.9	50.0	<-
0	1,1-Dichloroethane	5.0000	5.3360	6.7	50.0	
0	tert-Butyl Alcohol	100.0000	164.3513	64.4	50.0	<-
0	2-Butanone	10.0000	11.9982	20.0	50.0	
0	1,2-Dichloroethene (total)	10.0000	10.3222	3.2	50.0	
0	cis-1,2-dichloroethene	5.0000	5.0680	1.4	50.0	
0	2,2-Dichloropropane	5.0000	3.5803	28.4	50.0	
0	Bromochloromethane	5.0000	5.1448	2.9	50.0	
0	Chloroform	5.0000	5.0269	0.5	20.0	
0	Tetrahydrofuran	5.0000	6.2964	25.9	50.0	
0	1,1,1-Trichloroethane	5.0000	4.6961	6.1	50.0	
0	1,1-Dichloropropene	5.0000	4.7186	5.6	50.0	
0	Carbon Tetrachloride	5.0000	4.4155	11.7	50.0	
0	1,2-Dichloroethane	5.0000	5.0706	1.4	50.0	

Data File: \\cansvr11\dd\chem\MSV\a3ux10.i\P71015A.b/UXX7552.D
Report Date: 10/16/2007

CONTINUING CALIBRATION COMPOUNDS
PERCENT DRIFT REPORT

Instrument ID: a3ux10.i
Lab File ID: UXX7552.D
Analysis Type: WATER

Injection Date: 15-OCT-2007 22:03
Lab Sample ID: QCMRL
Method File: \\cansvr11\dd\chem\MSV\a3ux10.i\

	COMPOUND	EXPECTED CONC.	MEASURED CONC.	%D	MAX %D
0	Benzene	5.0000	5.4135	8.3	50.0
0	Trichloroethene	5.0000	5.2070	4.1	50.0
0	1,2-Dichloropropane	5.0000	5.2958	5.9	20.0
0	1,2,4-Trichlorobenzene	5.0000	4.1291	17.4	50.0
0	Dibromomethane	5.0000	5.2743	5.5	50.0
0	Bromodichloromethane	5.0000	4.8000	4.0	50.0
0	2-Chloroethyl vinyl ether	10.0000	9.2781	7.2	50.0
0	cis-1,3-Dichloropropene	5.0000	4.2032	15.9	50.0
0	4-Methyl-2-pentanone	10.0000	10.9517	9.5	50.0
0	Toluene	5.0000	4.9958	0.1	20.0
0	trans-1,3-Dichloropropene	5.0000	3.7845	24.3	50.0
0	Ethyl Methacrylate	5.0000	4.1849	16.3	50.0
0	1,1,2-Trichloroethane	5.0000	5.2990	6.0	50.0
0	1,3-Dichloropropane	5.0000	5.1500	3.0	50.0
0	Tetrachloroethene	5.0000	4.9619	0.8	50.0
0	2-Hexanone	10.0000	10.2303	2.3	50.0
0	Dibromochloromethane	5.0000	4.2826	14.3	50.0
0	1,2-Dibromoethane	5.0000	4.8539	2.9	50.0
0	Chlorobenzene	5.0000	5.1127	2.3	50.0
0	1,1,1,2-Tetrachloroethane	5.0000	4.4597	10.8	50.0
0	Ethylbenzene	5.0000	4.5958	8.1	20.0
0	m-,p-Xylene	10.0000	9.2055	7.9	50.0
0	Xylenes (total)	15.0000	13.8251	7.8	50.0
0	Xylene-o	5.0000	4.6196	7.6	50.0
0	Styrene	5.0000	4.5475	9.1	50.0
0	Bromoform	5.0000	5.9085	18.2	50.0
0	Isopropylbenzene	5.0000	4.4869	10.3	50.0
0	1,1,2,2-Tetrachloroethane	5.0000	4.9650	0.7	50.0
0	1,4-Dichloro-2-butene	5.0000	6.3283	26.6	50.0
0	1,2,3-Trichloropropane	5.0000	5.0012	0.0	50.0
0	Bromobenzene	5.0000	4.7772	4.5	50.0
0	n-Propylbenzene	5.0000	4.0481	19.0	50.0
0	2-Chlorotoluene	5.0000	4.4987	10.0	50.0
0	1,3,5-Trimethylbenzene	5.0000	4.1970	16.1	50.0
0	4-Chlorotoluene	5.0000	4.5802	8.4	50.0
0	tert-Butylbenzene	5.0000	4.0036	19.9	50.0
0	1,2,4-Trimethylbenzene	5.0000	4.3621	12.8	50.0
0	sec-Butylbenzene	5.0000	4.2596	14.8	50.0
0	4-Isopropyltoluene	5.0000	4.2355	15.3	50.0

Data File: \\cansvr11\dd\chem\MSV\a3ux10.i\P71015A.b/UXX7552.D
Report Date: 10/16/2007

CONTINUING CALIBRATION COMPOUNDS
PERCENT DRIFT REPORT

Instrument ID: a3ux10.i
Lab File ID: UXX7552.D
Analysis Type: WATER

Injection Date: 15-OCT-2007 22:03
Lab Sample ID: QCMRL
Method File: \\cansvr11\dd\chem\MSV\a3ux10.i\

	COMPOUND	EXPECTED CONC.	MEASURED CONC.	%D	MAX %D	
0	1,3-Dichlorobenzene	5.0000	4.7314	5.4	50.0	
0	1,4-Dichlorobenzene	5.0000	5.0193	0.4	50.0	
0	n-Butylbenzene	5.0000	4.2482	15.0	50.0	
0	1,2-Dichlorobenzene	5.0000	5.1053	2.1	50.0	
0	1,2-Dibromo-3-chloropropane	5.0000	4.0180	19.6	50.0	
51	Acetonitrile	50.0000	100.0361	100.1	50.0	<-
59	1,4-Dioxane	250.0000	351.9934	40.8	50.0	
113	Naphthalene	5.0000	3.6932	26.1	50.0	
115	1,2,3-Trichlorobenzene	5.0000	3.8762	22.5	50.0	
149	Vinyl Acetate-86	5.0000	4.1912	16.2	50.0	
0	1,2-Dichloroethane-d4	5.0000	45.9821	819.6	50.0	<-
0	Dibromofluoromethane	5.0000	46.2107	824.2	50.0	<-
0	Bromofluorobenzene	5.0000	45.5005	810.0	50.0	<-
0	Toluene-d8	5.0000	44.7558	795.1	50.0	<-

UX10
Batch # 7277225

STL-North Canton
GC/MS VOA Run Log

Date: 10-3-07

Column	BFB	Analysis	Purge & Trap
Type: DB624	100 C for 0.1 min	45 C for 2 min	Trap: #10
Length 20 M	to 200 C @ 20 C/min	to 200 C @ 15 C/min	Purge: 11
I.D. 0.18 mm	Hold – min	to – C @ – C/min	Desorb: 1 min @240 C
Flow Rate 0.4ml/min	IS # V5845 SS # V5878	Hold 3 min	Bake: 5 min @ 250 C
			Heated purge: Yes No

10/5

Auto num	Sample ID Workorder#	Method	File Name	Amt purged	Std number / Sample prep	Comments	Sample status
✓	BFB		BFB2408	50ng		1016	ok
✓	8260 STD		UXX7108	200ng	V5865,68,69,76		ok
✓			09	100ng			ok
✓			10	50ng		V71003	ok
✓			11	25ng			ok
✓			12	10ng			ok
✓			13	5ng			ok
✓	ICV		14	50ng	V5851		ok
✓	APP. IX STD		15	50ng	V5824,57	V70824	ok
✓	LCS	J7824	16	50ng	V5851		ok
✓	BLANK ~~LCSD~~ RR 10-3-07		17	5ML ~~50ng~~ RR 10-3-07	RR 10-3-07		ok
✓	LCSD ~~BLANK~~ RR 10-3-07		18	50ng ~~5ML~~ RR 10-3-07	V5851		ok
✓	J7RT31AA		19	0.05ML/5ML			ok
✓	J7FFM1AA		20	0.2ML/5ML			ok
✓	J7RRK1AA		21	0.175ML/5ML			ok
✓	J7RTW1AA		22	0.15ML/5ML			ok
✓	J7RUD1AA		23	1ML/5ML		PERMAGNATE MATRIX!	ok
✓	J7EK21CT		24	0.1ML/5ML		TIC	ok
✓	J7RT31AC	MS	25	0.05ML/5ML	+50ng		ok
✓	J7RT31AD	MSD	26				ok
✓	J7RUL1AA		27	5ML			ok
✓	J7NKP1AG		28				ok
✓	J7NKT1AC		29				ok
✓	J7NKV1AC		30				ok
✓	J7NKW1AC		31				ok
✓	J7NK11AC		32				ok
✓	J7NK21AC		33				ok
✓	J7NK31AA		34				ok
✓	J7NK51AA		35				ok
✓	J7NK61AA		36				ok
✓	J7NX71AA		UXX7137	0.1ML/5ML		22:04	ok

1779

RR 10-4-07

Analyst: RR
Level 2 review: [illegible] Date: 10/[illegible]
PDF Made: ✓

UX10
Batch # 7288176

STL-North Canton
GC/MS VOA Run Log

Date: 10-15-07

Column	BFB	Analysis	Purge & Trap
Type: DB624	100 C for 0.1 min	45 C for 2 min	Trap: #10
Length 20 M	to 200 C @ 20 C/min	to 200 C @ 15 C/min	Purge: 11
I.D. 0.18 mm	Hold -- min	to -- C @ -- C/min	Desorb: 1 min @240 C
Flow Rate 0.4ml/min	IS # V5885 SS # V5917	Hold 3 min (10/23)	Bake: 5 min @ 250 C
			Heated purge: Yes No

Auto num	Sample ID Workkeeper	Method	File Name	Amt purged	Std number Sample Description	IS # & Comments	Sample status
	BFB		BFB2423	5ml		1022	ok
	8260 STD		UXX7524	5ml	V5900,01,11	V71003	ok
	APP IX STD		25	5ml	V5893,99	V70824	ok
	QCMRL		26	~~5ml~~ 5ml ~~10-15~~	V5900,01,11		ok
	LCI	J80KK	27	5ml	V5902		ok
	LCSD	"	28	5ml	"		ok
	BLANK	"	29	5ml			ok
	J8641AA		30	5ml			ok
	J8645AA		31	"			ok
	J8647AA ~~1AA~~ ~~10-15~~		32	"			ok
	J865LAA		33	"			ok
	J865NAA		34	"			ok
	J865TAA		35	"			ok
	J8641AK	MJ	36	5ml	+ 5ml		ok
	J8641AL	MSD	37	"	"		ok
	J8658AA		38	5ml			ok
	J865KAA		39	5ml			ok
	J865ZAA		40	"			ok
	J8653AA		41	"			ok
	J8654AA		42	"			ok
	J8656AA		43	"			ok
	J8KPKAA		44	"			ok
	J8KPLAA		45	"			ok
	J8KP7AA		46	"			ok
	J8KP9AA		47	"			ok
	J8KQDAA		48	"			ok
	J8KQEAA		49	"			ok
	J8KQWAA		50	"			ok
	J8KRJAA		51	"			ok
	QCMRL		UXX7552	5ml	V5900,01,11		ok
						RQ 10-16-07	

Analyst: RQ
Level 2 review: SAM Date: 10-16-07
PDF Made: SAM 10/16/07

QC Outlier Report: Trip Blank

Lab Reporting Batch : A7J090101
Lab ID: STLCAN
Method/Preparation Batch : 7288176 / 7288176
Analysis Date : 10/15/2007
Client Sample ID : FWGTEAM1-TRIP
Preparation Date : 10/15/2007
Lab Sample ID : A7J090101020
Preparation Type : 5030B

Analysis Method : 8260B

Acetone	Result	Reporting Limit	Units	Lab Qual	Comments
Trip Blank Result:	4.0	10	ug/L	J	Common Contaminant

Acetone contamination found in the trip blank did not qualify any samples.

Methylene chloride	Result	Reporting Limit	Units	Lab Qual	Comments
Trip Blank Result:	0.66	2.0	ug/L	J	Common Contaminant

Methylene chloride contamination found in the trip blank did not qualify any samples.

Acetone	Result	Reporting Limit	Units	Lab Qual	Comments
Trip Blank Result:	3.6	10	ug/L	J	Common Contaminant

Acetone was qualified due to trip blank contamination in the following associated samples:

Client Sample ID	Lab Sample ID	Dilution	Result	Lab Qual	Result Unit
FWGEQUIPRINSE1-0556-G	A7J090101014	1	9.4	J	ug/L

No qualification made since ~~if~~ NB result less than ½ MRL. ghw 12/6/07

Methylene chloride	Result	Reporting Limit	Units	Lab Qual	Comments
Trip Blank Result:	0.69	2.0	ug/L	J	Common Contaminant

Methylene chloride contamination found in the trip blank did not qualify any samples.

Acetone	Result	Reporting Limit	Units	Lab Qual	Comments
Trip Blank Result:	4.0	10	ug/L	J	Common Contaminant

Acetone contamination found in the trip blank did not qualify any samples.

Methylene chloride	Result	Reporting Limit	Units	Lab Qual	Comments
Trip Blank Result:	0.53	2.0	ug/L	J	Common Contaminant

Methylene chloride contamination found in the trip blank did not qualify any samples.

GCMS SEMIVOLATILE DATA

Environmental Quality Mgt., Inc.

Client Sample ID: FWGLL1mw-083C-0537-GW

GC/MS Semivolatiles

Lot-Sample #...: A7J090101-001 **Work Order #...:** J8G412AC **Matrix.....:** WG
Date Sampled...: 10/08/07 11:35 **Date Received..:** 10/09/07
Prep Date.....: 10/15/07 **Analysis Date..:** 10/20/07
Prep Batch #...: 7288152
Dilution Factor: 1 **Initial Wgt/Vol:** 980 mL **Final Wgt/Vol..:** 2 mL
Method.....: SW846 8270C

PARAMETER	RESULT	REPORTING LIMIT	UNITS	MDL
Benzoic acid	ND	10	ug/L	4.4
Benzyl alcohol	ND	5.0	ug/L	0.49
Phenol	ND	1.0	ug/L	0.96
bis(2-Chloroethyl)-ether	ND	1.0	ug/L	0.088
2-Chlorophenol	ND	1.0	ug/L	0.039
1,3-Dichlorobenzene	ND	1.0	ug/L	0.53
1,4-Dichlorobenzene	ND	1.0	ug/L	0.52
1,2-Dichlorobenzene	ND	1.0	ug/L	0.59
2-Methylphenol	ND	1.0	ug/L	0.56
2,2'-oxybis(1-Chloro-propane)	ND	1.0	ug/L	0.52
4-Methylphenol	ND	1.0	ug/L	0.64
N-Nitrosodi-n-propyl-amine	ND	1.0	ug/L	0.53
Hexachloroethane	ND	1.0	ug/L	0.58
Nitrobenzene	ND	1.0	ug/L	0.053
Isophorone	ND	1.0	ug/L	0.50
2-Nitrophenol	ND	2.0	ug/L	1.3
2,4-Dimethylphenol	ND	2.0	ug/L	0.56
bis(2-Chloroethoxy) methane	ND	1.0	ug/L	0.49
2,4-Dichlorophenol	ND	2.0	ug/L	1.1
1,2,4-Trichloro-benzene	ND	1.0	ug/L	0.59
Naphthalene	ND	0.20	ug/L	0.069
4-Chloroaniline	ND	2.0	ug/L	0.56
Hexachlorobutadiene	ND	1.0	ug/L	0.51
4-Chloro-3-methylphenol	ND	2.0	ug/L	0.41
2-Methylnaphthalene	ND	0.20	ug/L	0.061
Hexachlorocyclopenta-diene	ND	10	ug/L	0.74
2,4,6-Trichloro-phenol	ND	5.0	ug/L	1.4
2,4,5-Trichloro-phenol	ND	5.0	ug/L	0.96
2-Chloronaphthalene	ND	1.0	ug/L	0.62
2-Nitroaniline	ND	2.0	ug/L	0.43

(Continued on next page)

Environmental Quality Mgt., Inc.

Client Sample ID: FWGLL1mw-083C-0537-GW

GC/MS Semivolatiles

Lot-Sample #...: A7J090101-001 Work Order #...: J8G412AC Matrix.....: WG

PARAMETER	RESULT	REPORTING LIMIT	UNITS	MDL
Dimethyl phthalate	ND	1.0	ug/L	0.44
Acenaphthylene	ND	0.20	ug/L	0.054
2,6-Dinitrotoluene	**1.6 J**	**5.0**	**ug/L**	**0.47**
3-Nitroaniline	ND	2.0	ug/L	0.67
Acenaphthene	ND	0.20	ug/L	0.054
2,4-Dinitrophenol	ND	5.0	ug/L	3.5
4-Nitrophenol	ND	5.0	ug/L	0.63
Dibenzofuran	ND	1.0	ug/L	0.54
2,4-Dinitrotoluene	**3.6 J**	**5.0**	**ug/L**	**0.40**
Diethyl phthalate	ND	1.0	ug/L	0.63
4-Chlorophenyl phenyl ether	ND	2.0	ug/L	0.55
Fluorene	ND	0.20	ug/L	0.043
4-Nitroaniline	ND	2.0	ug/L	0.47
4,6-Dinitro-2-methylphenol	ND	5.0	ug/L	0.27
N-Nitrosodiphenylamine	ND	1.0	ug/L	0.46
4-Bromophenyl phenyl ether	ND	2.0	ug/L	0.52
Hexachlorobenzene	ND	0.20	ug/L	0.065
Pentachlorophenol	ND	5.0	ug/L	0.48
Phenanthrene	ND	0.20	ug/L	0.087
Anthracene	ND	0.20	ug/L	0.054
Carbazole	ND	1.0	ug/L	0.54
Di-n-butyl phthalate	ND	1.0	ug/L	0.61
Fluoranthene	ND	0.20	ug/L	0.036
Pyrene	ND	0.20	ug/L	0.048
Butyl benzyl phthalate	ND	1.0	ug/L	0.51
3,3'-Dichlorobenzidine	ND	5.0	ug/L	0.48
Benzo(a)anthracene	ND	0.20	ug/L	0.052
Chrysene	ND	0.20	ug/L	0.048
bis(2-Ethylhexyl) phthalate	**1.7 J,B**	**10**	**ug/L**	**0.88**
Di-n-octyl phthalate	ND	1.0	ug/L	0.39
Benzo(b)fluoranthene	ND	0.20	ug/L	0.049
Benzo(k)fluoranthene	ND	0.20	ug/L	0.049
Benzo(a)pyrene	ND	0.20	ug/L	0.048
Indeno(1,2,3-cd)pyrene	ND	0.20	ug/L	0.065
Dibenz(a,h)anthracene	ND	0.20	ug/L	0.039
Benzo(ghi)perylene	ND	0.20	ug/L	0.053

(Continued on next page)

Environmental Quality Mgt., Inc.

Client Sample ID: FWGLL1mw-083C-0537-GW

GC/MS Semivolatiles

Lot-Sample #...: A7J090101-001 Work Order #...: J8G412AC Matrix.....: WG

SURROGATE	PERCENT RECOVERY	RECOVERY LIMITS
Nitrobenzene-d5	75	(32 - 112)
2-Fluorobiphenyl	68	(30 - 110)
Terphenyl-d14	90	(51 - 135)
Phenol-d5	71	(10 - 117)
2-Fluorophenol	51	(19 - 108)
2,4,6-Tribromophenol	73	(42 - 124)

NOTE(S):

J Estimated result. Result is less than RL.

B Method blank contamination. The associated method blank contains the target analyte at a reportable level.

Environmental Quality Mgt., Inc.

Client Sample ID: *FWGLL1mw-078C-0535-GW*

GC/MS Semivolatiles

Lot-Sample #...: A7J090101-003 **Work Order #...:** J8G452AC **Matrix.....:** WG
Date Sampled...: 10/08/07 15:05 **Date Received..:** 10/09/07
Prep Date.....: 10/15/07 **Analysis Date..:** 10/20/07
Prep Batch #...: 7288152
Dilution Factor: 1 **Initial Wgt/Vol:** 1000 mL **Final Wgt/Vol..:** 2 mL
Method.....: SW846 8270C

PARAMETER	RESULT	REPORTING LIMIT	UNITS	MDL
Benzoic acid	ND	10	ug/L	4.4
Benzyl alcohol	ND	5.0	ug/L	0.49
Phenol	ND	1.0	ug/L	0.96
bis(2-Chloroethyl)-ether	ND	1.0	ug/L	0.088
2-Chlorophenol	ND	1.0	ug/L	0.039
1,3-Dichlorobenzene	ND	1.0	ug/L	0.53
1,4-Dichlorobenzene	ND	1.0	ug/L	0.52
1,2-Dichlorobenzene	ND	1.0	ug/L	0.59
2-Methylphenol	ND	1.0	ug/L	0.56
2,2'-oxybis(1-Chloro-propane)	ND	1.0	ug/L	0.52
4-Methylphenol	ND	1.0	ug/L	0.64
N-Nitrosodi-n-propyl-amine	ND	1.0	ug/L	0.53
Hexachloroethane	ND	1.0	ug/L	0.58
Nitrobenzene	ND	1.0	ug/L	0.053
Isophorone	ND	1.0	ug/L	0.50
2-Nitrophenol	ND	2.0	ug/L	1.3
2,4-Dimethylphenol	ND	2.0	ug/L	0.56
bis(2-Chloroethoxy) methane	ND	1.0	ug/L	0.49
2,4-Dichlorophenol	ND	2.0	ug/L	1.1
1,2,4-Trichloro-benzene	ND	1.0	ug/L	0.59
Naphthalene	ND	0.20	ug/L	0.069
4-Chloroaniline	ND	2.0	ug/L	0.56
Hexachlorobutadiene	ND	1.0	ug/L	0.51
4-Chloro-3-methylphenol	ND	2.0	ug/L	0.41
2-Methylnaphthalene	ND	0.20	ug/L	0.061
Hexachlorocyclopenta-diene	ND	10	ug/L	0.74
2,4,6-Trichloro-phenol	ND	5.0	ug/L	1.4
2,4,5-Trichloro-phenol	ND	5.0	ug/L	0.96
2-Chloronaphthalene	ND	1.0	ug/L	0.62
2-Nitroaniline	ND	2.0	ug/L	0.43

(Continued on next page)

Environmental Quality Mgt., Inc.

Client Sample ID: FWGLL1mw-078C-0535-GW

GC/MS Semivolatiles

Lot-Sample #...: A7J090101-003 Work Order #...: J8G452AC Matrix.....: WG

PARAMETER	RESULT	REPORTING LIMIT	UNITS	MDL
Dimethyl phthalate	ND	1.0	ug/L	0.44
Acenaphthylene	ND	0.20	ug/L	0.054
2,6-Dinitrotoluene	ND	5.0	ug/L	0.47
3-Nitroaniline	ND	2.0	ug/L	0.67
Acenaphthene	ND	0.20	ug/L	0.054
2,4-Dinitrophenol	ND	5.0	ug/L	3.5
4-Nitrophenol	ND	5.0	ug/L	0.63
Dibenzofuran	ND	1.0	ug/L	0.54
2,4-Dinitrotoluene	ND	5.0	ug/L	0.40
Diethyl phthalate	ND	1.0	ug/L	0.63
4-Chlorophenyl phenyl ether	ND	2.0	ug/L	0.55
Fluorene	ND	0.20	ug/L	0.043
4-Nitroaniline	ND	2.0	ug/L	0.47
4,6-Dinitro-2-methylphenol	ND	5.0	ug/L	0.27
N-Nitrosodiphenylamine	ND	1.0	ug/L	0.46
4-Bromophenyl phenyl ether	ND	2.0	ug/L	0.52
Hexachlorobenzene	ND	0.20	ug/L	0.065
Pentachlorophenol	ND	5.0	ug/L	0.48
Phenanthrene	ND	0.20	ug/L	0.087
Anthracene	ND	0.20	ug/L	0.054
Carbazole	ND	1.0	ug/L	0.54
Di-n-butyl phthalate	ND	1.0	ug/L	0.61
Fluoranthene	ND	0.20	ug/L	0.036
Pyrene	ND	0.20	ug/L	0.048
Butyl benzyl phthalate	ND	1.0	ug/L	0.51
3,3'-Dichlorobenzidine	ND	5.0	ug/L	0.48
Benzo(a)anthracene	ND	0.20	ug/L	0.052
Chrysene	ND	0.20	ug/L	0.048
bis(2-Ethylhexyl) phthalate	**1.8 J,B**	**10**	**ug/L**	**0.88**
Di-n-octyl phthalate	ND	1.0	ug/L	0.39
Benzo(b)fluoranthene	ND	0.20	ug/L	0.049
Benzo(k)fluoranthene	ND	0.20	ug/L	0.049
Benzo(a)pyrene	ND	0.20	ug/L	0.048
Indeno(1,2,3-cd)pyrene	ND	0.20	ug/L	0.065
Dibenz(a,h)anthracene	ND	0.20	ug/L	0.039
Benzo(ghi)perylene	ND	0.20	ug/L	0.053

(Continued on next page)

Environmental Quality Mgt., Inc.

Client Sample ID: FWGLL1mw-078C-0535-GW

GC/MS Semivolatiles

Lot-Sample #...: A7J090101-003 **Work Order #...:** J8G452AC **Matrix.....:** WG

SURROGATE	PERCENT RECOVERY	RECOVERY LIMITS
Nitrobenzene-d5	76	(32 - 112)
2-Fluorobiphenyl	69	(30 - 110)
Terphenyl-d14	84	(51 - 135)
Phenol-d5	68	(10 - 117)
2-Fluorophenol	35	(19 - 108)
2,4,6-Tribromophenol	73	(42 - 124)

NOTE(S):

J Estimated result. Result is less than RL.

B Method blank contamination. The associated method blank contains the target analyte at a reportable level.

Environmental Quality Mgt., Inc.

Client Sample ID: FWGLL2mw-059C-0538-GW

GC/MS Semivolatiles

Lot-Sample #...: A7J090101-006 **Work Order #...:** J8G5L2AC **Matrix.....:** WG
Date Sampled...: 10/08/07 10:40 **Date Received..:** 10/09/07
Prep Date.....: 10/15/07 **Analysis Date..:** 10/20/07
Prep Batch #...: 7288152
Dilution Factor: 1 **Initial Wgt/Vol:** 990 mL **Final Wgt/Vol..:** 2 mL
Method.....: SW846 8270C

PARAMETER	RESULT	REPORTING LIMIT	UNITS	MDL
Benzoic acid	ND	10	ug/L	4.4
Benzyl alcohol	ND	5.0	ug/L	0.49
Phenol	ND	1.0	ug/L	0.96
bis(2-Chloroethyl)-ether	ND	1.0	ug/L	0.088
2-Chlorophenol	ND	1.0	ug/L	0.039
1,3-Dichlorobenzene	ND	1.0	ug/L	0.53
1,4-Dichlorobenzene	ND	1.0	ug/L	0.52
1,2-Dichlorobenzene	ND	1.0	ug/L	0.59
2-Methylphenol	ND	1.0	ug/L	0.56
2,2'-oxybis(1-Chloro-propane)	ND	1.0	ug/L	0.52
4-Methylphenol	ND	1.0	ug/L	0.64
N-Nitrosodi-n-propyl-amine	ND	1.0	ug/L	0.53
Hexachloroethane	ND	1.0	ug/L	0.58
Nitrobenzene	ND	1.0	ug/L	0.053
Isophorone	ND	1.0	ug/L	0.50
2-Nitrophenol	ND	2.0	ug/L	1.3
2,4-Dimethylphenol	ND	2.0	ug/L	0.56
bis(2-Chloroethoxy) methane	ND	1.0	ug/L	0.49
2,4-Dichlorophenol	ND	2.0	ug/L	1.1
1,2,4-Trichloro-benzene	ND	1.0	ug/L	0.59
Naphthalene	ND	0.20	ug/L	0.069
4-Chloroaniline	ND	2.0	ug/L	0.56
Hexachlorobutadiene	ND	1.0	ug/L	0.51
4-Chloro-3-methylphenol	ND	2.0	ug/L	0.41
2-Methylnaphthalene	ND	0.20	ug/L	0.061
Hexachlorocyclopenta-diene	ND	10	ug/L	0.74
2,4,6-Trichloro-phenol	ND	5.0	ug/L	1.4
2,4,5-Trichloro-phenol	ND	5.0	ug/L	0.96
2-Chloronaphthalene	ND	1.0	ug/L	0.62
2-Nitroaniline	ND	2.0	ug/L	0.43

(Continued on next page)

Environmental Quality Mgt., Inc.

Client Sample ID: FWGLL2mw-059C-0538-GW

GC/MS Semivolatiles

Lot-Sample #...: A7J090101-006 Work Order #...: J8G5L2AC Matrix.....: WG

PARAMETER	RESULT	REPORTING LIMIT	UNITS	MDL
Dimethyl phthalate	ND	1.0	ug/L	0.44
Acenaphthylene	ND	0.20	ug/L	0.054
2,6-Dinitrotoluene	ND	5.0	ug/L	0.47
3-Nitroaniline	ND	2.0	ug/L	0.67
Acenaphthene	ND	0.20	ug/L	0.054
2,4-Dinitrophenol	ND	5.0	ug/L	3.5
4-Nitrophenol	ND	5.0	ug/L	0.63
Dibenzofuran	ND	1.0	ug/L	0.54
2,4-Dinitrotoluene	**0.64 J**	**5.0**	**ug/L**	**0.40**
Diethyl phthalate	ND	1.0	ug/L	0.63
4-Chlorophenyl phenyl ether	ND	2.0	ug/L	0.55
Fluorene	ND	0.20	ug/L	0.043
4-Nitroaniline	ND	2.0	ug/L	0.47
4,6-Dinitro-2-methylphenol	ND	5.0	ug/L	0.27
N-Nitrosodiphenylamine	ND	1.0	ug/L	0.46
4-Bromophenyl phenyl ether	ND	2.0	ug/L	0.52
Hexachlorobenzene	ND	0.20	ug/L	0.065
Pentachlorophenol	ND	5.0	ug/L	0.48
Phenanthrene	ND	0.20	ug/L	0.087
Anthracene	ND	0.20	ug/L	0.054
Carbazole	ND	1.0	ug/L	0.54
Di-n-butyl phthalate	ND	1.0	ug/L	0.61
Fluoranthene	ND	0.20	ug/L	0.036
Pyrene	ND	0.20	ug/L	0.048
Butyl benzyl phthalate	ND	1.0	ug/L	0.51
3,3'-Dichlorobenzidine	ND	5.0	ug/L	0.48
Benzo(a)anthracene	ND	0.20	ug/L	0.052
Chrysene	ND	0.20	ug/L	0.048
bis(2-Ethylhexyl) phthalate	**1.7 J,B**	**10**	**ug/L**	**0.88**
Di-n-octyl phthalate	ND	1.0	ug/L	0.39
Benzo(b)fluoranthene	ND	0.20	ug/L	0.049
Benzo(k)fluoranthene	ND	0.20	ug/L	0.049
Benzo(a)pyrene	ND	0.20	ug/L	0.048
Indeno(1,2,3-cd)pyrene	ND	0.20	ug/L	0.065
Dibenz(a,h)anthracene	ND	0.20	ug/L	0.039
Benzo(ghi)perylene	ND	0.20	ug/L	0.053

(Continued on next page)

Environmental Quality Mgt., Inc.

Client Sample ID: FWGLL2mw-059C-0538-GW

GC/MS Semivolatiles

Lot-Sample #...: A7J090101-006 **Work Order #...:** J8G5L2AC **Matrix.....:** WG

SURROGATE	PERCENT RECOVERY	RECOVERY LIMITS
Nitrobenzene-d5	64	(32 - 112)
2-Fluorobiphenyl	63	(30 - 110)
Terphenyl-d14	87	(51 - 135)
Phenol-d5	60	(10 - 117)
2-Fluorophenol	34	(19 - 108)
2,4,6-Tribromophenol	75	(42 - 124)

NOTE(S):

J Estimated result. Result is less than RL.

B Method blank contamination. The associated method blank contains the target analyte at a reportable level.

Environmental Quality Mgt., Inc.

Client Sample ID: FWGLL2mw-262C-0539-GW

GC/MS Semivolatiles

Lot-Sample #...: A7J090101-008 **Work Order #...:** J8G5N2AC **Matrix.....:** WG
Date Sampled...: 10/08/07 12:20 **Date Received..:** 10/09/07
Prep Date.....: 10/15/07 **Analysis Date..:** 10/20/07
Prep Batch #...: 7288152
Dilution Factor: 1 **Initial Wgt/Vol:** 920 mL **Final Wgt/Vol..:** 2 mL
Method.....: SW846 8270C

PARAMETER	RESULT	REPORTING LIMIT	UNITS	MDL
Benzoic acid	ND	10	ug/L	4.4
Benzyl alcohol	ND	5.0	ug/L	0.49
Phenol	ND	1.0	ug/L	0.96
bis(2-Chloroethyl)-ether	ND	1.0	ug/L	0.088
2-Chlorophenol	ND	1.0	ug/L	0.039
1,3-Dichlorobenzene	ND	1.0	ug/L	0.53
1,4-Dichlorobenzene	ND	1.0	ug/L	0.52
1,2-Dichlorobenzene	ND	1.0	ug/L	0.59
2-Methylphenol	ND	1.0	ug/L	0.56
2,2'-oxybis(1-Chloro-propane)	ND	1.0	ug/L	0.52
4-Methylphenol	ND	1.0	ug/L	0.64
N-Nitrosodi-n-propyl-amine	ND	1.0	ug/L	0.53
Hexachloroethane	ND	1.0	ug/L	0.58
Nitrobenzene	ND	1.0	ug/L	0.053
Isophorone	ND	1.0	ug/L	0.50
2-Nitrophenol	ND	2.0	ug/L	1.3
2,4-Dimethylphenol	ND	2.0	ug/L	0.56
bis(2-Chloroethoxy) methane	ND	1.0	ug/L	0.49
2,4-Dichlorophenol	ND	2.0	ug/L	1.1
1,2,4-Trichloro-benzene	ND	1.0	ug/L	0.59
Naphthalene	ND	0.20	ug/L	0.069
4-Chloroaniline	ND	2.0	ug/L	0.56
Hexachlorobutadiene	ND	1.0	ug/L	0.51
4-Chloro-3-methylphenol	ND	2.0	ug/L	0.41
2-Methylnaphthalene	ND	0.20	ug/L	0.061
Hexachlorocyclopenta-diene	ND	10	ug/L	0.74
2,4,6-Trichloro-phenol	ND	5.0	ug/L	1.4
2,4,5-Trichloro-phenol	ND	5.0	ug/L	0.96
2-Chloronaphthalene	ND	1.0	ug/L	0.62
2-Nitroaniline	ND	2.0	ug/L	0.43

(Continued on next page)

Environmental Quality Mgt., Inc.

Client Sample ID: FWGLL2mw-262C-0539-GW

GC/MS Semivolatiles

Lot-Sample #...: A7J090101-008 Work Order #...: J8G5N2AC Matrix.....: WG

PARAMETER	RESULT	REPORTING LIMIT	UNITS	MDL
Dimethyl phthalate	ND	1.0	ug/L	0.44
Acenaphthylene	ND	0.20	ug/L	0.054
2,6-Dinitrotoluene	ND	5.0	ug/L	0.47
3-Nitroaniline	ND	2.0	ug/L	0.67
Acenaphthene	ND	0.20	ug/L	0.054
2,4-Dinitrophenol	ND	5.0	ug/L	3.5
4-Nitrophenol	ND	5.0	ug/L	0.63
Dibenzofuran	ND	1.0	ug/L	0.54
2,4-Dinitrotoluene	ND	5.0	ug/L	0.40
Diethyl phthalate	ND	1.0	ug/L	0.63
4-Chlorophenyl phenyl ether	ND	2.0	ug/L	0.55
Fluorene	ND	0.20	ug/L	0.043
4-Nitroaniline	ND	2.0	ug/L	0.47
4,6-Dinitro-2-methylphenol	ND	5.0	ug/L	0.27
N-Nitrosodiphenylamine	ND	1.0	ug/L	0.46
4-Bromophenyl phenyl ether	ND	2.0	ug/L	0.52
Hexachlorobenzene	ND	0.20	ug/L	0.065
Pentachlorophenol	ND	5.0	ug/L	0.48
Phenanthrene	ND	0.20	ug/L	0.087
Anthracene	ND	0.20	ug/L	0.054
Carbazole	ND	1.0	ug/L	0.54
Di-n-butyl phthalate	ND	1.0	ug/L	0.61
Fluoranthene	ND	0.20	ug/L	0.036
Pyrene	ND	0.20	ug/L	0.048
Butyl benzyl phthalate	ND	1.0	ug/L	0.51
3,3'-Dichlorobenzidine	ND	5.0	ug/L	0.48
Benzo(a)anthracene	ND	0.20	ug/L	0.052
Chrysene	ND	0.20	ug/L	0.048
bis(2-Ethylhexyl) phthalate	**1.6 J,B**	**10**	**ug/L**	**0.88**
Di-n-octyl phthalate	ND	1.0	ug/L	0.39
Benzo(b)fluoranthene	ND	0.20	ug/L	0.049
Benzo(k)fluoranthene	ND	0.20	ug/L	0.049
Benzo(a)pyrene	ND	0.20	ug/L	0.048
Indeno(1,2,3-cd)pyrene	ND	0.20	ug/L	0.065
Dibenz(a,h)anthracene	ND	0.20	ug/L	0.039
Benzo(ghi)perylene	ND	0.20	ug/L	0.053

(Continued on next page)

Environmental Quality Mgt., Inc.

Client Sample ID: FWGLL2mw-262C-0539-GW

GC/MS Semivolatiles

Lot-Sample #...: A7J090101-008 **Work Order #...:** J8G5N2AC **Matrix.....:** WG

SURROGATE	PERCENT RECOVERY	RECOVERY LIMITS
Nitrobenzene-d5	62	(32 - 112)
2-Fluorobiphenyl	55	(30 - 110)
Terphenyl-d14	84	(51 - 135)
Phenol-d5	58	(10 - 117)
2-Fluorophenol	41	(19 - 108)
2,4,6-Tribromophenol	65	(42 - 124)

NOTE(S):

J Estimated result. Result is less than RL.

B Method blank contamination. The associated method blank contains the target analyte at a reportable level.

Environmental Quality Mgt., Inc.

Client Sample ID: FWGLL2mw-263C-0540-GW

GC/MS Semivolatiles

Lot-Sample #...: A7J090101-010 **Work Order #...:** J8G5T2AC **Matrix.....:** WG
Date Sampled...: 10/08/07 14:00 **Date Received..:** 10/09/07
Prep Date.....: 10/15/07 **Analysis Date..:** 10/20/07
Prep Batch #...: 7288152
Dilution Factor: 1 **Initial Wgt/Vol:** 930 mL **Final Wgt/Vol..:** 2 mL
Method.....: SW846 8270C

PARAMETER	RESULT	REPORTING LIMIT	UNITS	MDL
Benzoic acid	ND	10	ug/L	4.4
Benzyl alcohol	ND	5.0	ug/L	0.49
Phenol	ND	1.0	ug/L	0.96
bis(2-Chloroethyl)-ether	ND	1.0	ug/L	0.088
2-Chlorophenol	ND	1.0	ug/L	0.039
1,3-Dichlorobenzene	ND	1.0	ug/L	0.53
1,4-Dichlorobenzene	ND	1.0	ug/L	0.52
1,2-Dichlorobenzene	ND	1.0	ug/L	0.59
2-Methylphenol	ND	1.0	ug/L	0.56
2,2'-oxybis(1-Chloro-propane)	ND	1.0	ug/L	0.52
4-Methylphenol	ND	1.0	ug/L	0.64
N-Nitrosodi-n-propyl-amine	ND	1.0	ug/L	0.53
Hexachloroethane	ND	1.0	ug/L	0.58
Nitrobenzene	ND	1.0	ug/L	0.053
Isophorone	ND	1.0	ug/L	0.50
2-Nitrophenol	ND	2.0	ug/L	1.3
2,4-Dimethylphenol	ND	2.0	ug/L	0.56
bis(2-Chloroethoxy) methane	ND	1.0	ug/L	0.49
2,4-Dichlorophenol	ND	2.0	ug/L	1.1
1,2,4-Trichloro-benzene	ND	1.0	ug/L	0.59
Naphthalene	ND	0.20	ug/L	0.069
4-Chloroaniline	ND	2.0	ug/L	0.56
Hexachlorobutadiene	ND	1.0	ug/L	0.51
4-Chloro-3-methylphenol	ND	2.0	ug/L	0.41
2-Methylnaphthalene	ND	0.20	ug/L	0.061
Hexachlorocyclopenta-diene	ND	10	ug/L	0.74
2,4,6-Trichloro-phenol	ND	5.0	ug/L	1.4
2,4,5-Trichloro-phenol	ND	5.0	ug/L	0.96
2-Chloronaphthalene	ND	1.0	ug/L	0.62
2-Nitroaniline	ND	2.0	ug/L	0.43

(Continued on next page)

Environmental Quality Mgt., Inc.

Client Sample ID: FWGLL2mw-263C-0540-GW

GC/MS Semivolatiles

Lot-Sample #...: A7J090101-010 **Work Order #...:** J8G5T2AC **Matrix.....:** WG

PARAMETER	RESULT	REPORTING LIMIT	UNITS	MDL
Dimethyl phthalate	ND	1.0	ug/L	0.44
Acenaphthylene	ND	0.20	ug/L	0.054
2,6-Dinitrotoluene	ND	5.0	ug/L	0.47
3-Nitroaniline	ND	2.0	ug/L	0.67
Acenaphthene	ND	0.20	ug/L	0.054
2,4-Dinitrophenol	ND	5.0	ug/L	3.5
4-Nitrophenol	ND	5.0	ug/L	0.63
Dibenzofuran	ND	1.0	ug/L	0.54
2,4-Dinitrotoluene	ND	5.0	ug/L	0.40
Diethyl phthalate	ND	1.0	ug/L	0.63
4-Chlorophenyl phenyl ether	ND	2.0	ug/L	0.55
Fluorene	ND	0.20	ug/L	0.043
4-Nitroaniline	ND	2.0	ug/L	0.47
4,6-Dinitro-2-methylphenol	ND	5.0	ug/L	0.27
N-Nitrosodiphenylamine	ND	1.0	ug/L	0.46
4-Bromophenyl phenyl ether	ND	2.0	ug/L	0.52
Hexachlorobenzene	ND	0.20	ug/L	0.065
Pentachlorophenol	ND	5.0	ug/L	0.48
Phenanthrene	ND	0.20	ug/L	0.087
Anthracene	ND	0.20	ug/L	0.054
Carbazole	ND	1.0	ug/L	0.54
Di-n-butyl phthalate	ND	1.0	ug/L	0.61
Fluoranthene	ND	0.20	ug/L	0.036
Pyrene	ND	0.20	ug/L	0.048
Butyl benzyl phthalate	ND	1.0	ug/L	0.51
3,3'-Dichlorobenzidine	ND	5.0	ug/L	0.48
Benzo(a)anthracene	ND	0.20	ug/L	0.052
Chrysene	ND	0.20	ug/L	0.048
bis(2-Ethylhexyl) phthalate	**3.9 J,B**	**10**	**ug/L**	**0.88**
Di-n-octyl phthalate	ND	1.0	ug/L	0.39
Benzo(b)fluoranthene	ND	0.20	ug/L	0.049
Benzo(k)fluoranthene	ND	0.20	ug/L	0.049
Benzo(a)pyrene	ND	0.20	ug/L	0.048
Indeno(1,2,3-cd)pyrene	ND	0.20	ug/L	0.065
Dibenz(a,h)anthracene	ND	0.20	ug/L	0.039
Benzo(ghi)perylene	ND	0.20	ug/L	0.053

(Continued on next page)

Environmental Quality Mgt., Inc.

Client Sample ID: FWGLL2mw-263C-0540-GW

GC/MS Semivolatiles

Lot-Sample #...: A7J090101-010 Work Order #...: J8G5T2AC Matrix.....: WG

SURROGATE	PERCENT RECOVERY	RECOVERY LIMITS
Nitrobenzene-d5	62	(32 - 112)
2-Fluorobiphenyl	59	(30 - 110)
Terphenyl-d14	84	(51 - 135)
Phenol-d5	59	(10 - 117)
2-Fluorophenol	42	(19 - 108)
2,4,6-Tribromophenol	67	(42 - 124)

NOTE(S):

J Estimated result. Result is less than RL.

B Method blank contamination. The associated method blank contains the target analyte at a reportable level.

Environmental Quality Mgt., Inc.

Client Sample ID: FWGLL3mw-238C-0541-GW

GC/MS Semivolatiles

Lot-Sample #...: A7J090101-012 **Work Order #...:** J8G5X2AC **Matrix.....:** WG
Date Sampled...: 10/08/07 15:15 **Date Received..:** 10/09/07
Prep Date.....: 10/15/07 **Analysis Date..:** 10/20/07
Prep Batch #...: 7288152
Dilution Factor: 1 **Initial Wgt/Vol:** 940 mL **Final Wgt/Vol..:** 2 mL
Method.....: SW846 8270C

PARAMETER	RESULT	REPORTING LIMIT	UNITS	MDL
Benzoic acid	ND	10	ug/L	4.4
Benzyl alcohol	ND	5.0	ug/L	0.49
Phenol	ND	1.0	ug/L	0.96
bis(2-Chloroethyl)-ether	ND	1.0	ug/L	0.088
2-Chlorophenol	ND	1.0	ug/L	0.039
1,3-Dichlorobenzene	ND	1.0	ug/L	0.53
1,4-Dichlorobenzene	ND	1.0	ug/L	0.52
1,2-Dichlorobenzene	ND	1.0	ug/L	0.59
2-Methylphenol	ND	1.0	ug/L	0.56
2,2'-oxybis(1-Chloro-propane)	ND	1.0	ug/L	0.52
4-Methylphenol	ND	1.0	ug/L	0.64
N-Nitrosodi-n-propyl-amine	ND	1.0	ug/L	0.53
Hexachloroethane	ND	1.0	ug/L	0.58
Nitrobenzene	ND	1.0	ug/L	0.053
Isophorone	ND	1.0	ug/L	0.50
2-Nitrophenol	ND	2.0	ug/L	1.3
2,4-Dimethylphenol	ND	2.0	ug/L	0.56
bis(2-Chloroethoxy) methane	ND	1.0	ug/L	0.49
2,4-Dichlorophenol	ND	2.0	ug/L	1.1
1,2,4-Trichloro-benzene	ND	1.0	ug/L	0.59
Naphthalene	ND	0.20	ug/L	0.069
4-Chloroaniline	ND	2.0	ug/L	0.56
Hexachlorobutadiene	ND	1.0	ug/L	0.51
4-Chloro-3-methylphenol	ND	2.0	ug/L	0.41
2-Methylnaphthalene	ND	0.20	ug/L	0.061
Hexachlorocyclopenta-diene	ND	10	ug/L	0.74
2,4,6-Trichloro-phenol	ND	5.0	ug/L	1.4
2,4,5-Trichloro-phenol	ND	5.0	ug/L	0.96
2-Chloronaphthalene	ND	1.0	ug/L	0.62
2-Nitroaniline	ND	2.0	ug/L	0.43

(Continued on next page)

Environmental Quality Mgt., Inc.

Client Sample ID: FWGLL3mw-238C-0541-GW

GC/MS Semivolatiles

Lot-Sample #...: A7J090101-012 **Work Order #...:** J8G5X2AC **Matrix.....:** WG

PARAMETER	RESULT	REPORTING LIMIT	UNITS	MDL
Dimethyl phthalate	ND	1.0	ug/L	0.44
Acenaphthylene	ND	0.20	ug/L	0.054
2,6-Dinitrotoluene	ND	5.0	ug/L	0.47
3-Nitroaniline	ND	2.0	ug/L	0.67
Acenaphthene	ND	0.20	ug/L	0.054
2,4-Dinitrophenol	ND	5.0	ug/L	3.5
4-Nitrophenol	ND	5.0	ug/L	0.63
Dibenzofuran	ND	1.0	ug/L	0.54
2,4-Dinitrotoluene	ND	5.0	ug/L	0.40
Diethyl phthalate	ND	1.0	ug/L	0.63
4-Chlorophenyl phenyl ether	ND	2.0	ug/L	0.55
Fluorene	ND	0.20	ug/L	0.043
4-Nitroaniline	ND	2.0	ug/L	0.47
4,6-Dinitro-2-methylphenol	ND	5.0	ug/L	0.27
N-Nitrosodiphenylamine	ND	1.0	ug/L	0.46
4-Bromophenyl phenyl ether	ND	2.0	ug/L	0.52
Hexachlorobenzene	ND	0.20	ug/L	0.065
Pentachlorophenol	ND	5.0	ug/L	0.48
Phenanthrene	ND	0.20	ug/L	0.087
Anthracene	ND	0.20	ug/L	0.054
Carbazole	ND	1.0	ug/L	0.54
Di-n-butyl phthalate	ND	1.0	ug/L	0.61
Fluoranthene	ND	0.20	ug/L	0.036
Pyrene	ND	0.20	ug/L	0.048
Butyl benzyl phthalate	ND	1.0	ug/L	0.51
3,3'-Dichlorobenzidine	ND	5.0	ug/L	0.48
Benzo(a)anthracene	ND	0.20	ug/L	0.052
Chrysene	ND	0.20	ug/L	0.048
bis(2-Ethylhexyl) phthalate	**1.4 J,B**	**10**	**ug/L**	**0.88**
Di-n-octyl phthalate	ND	1.0	ug/L	0.39
Benzo(b)fluoranthene	ND	0.20	ug/L	0.049
Benzo(k)fluoranthene	ND	0.20	ug/L	0.049
Benzo(a)pyrene	ND	0.20	ug/L	0.048
Indeno(1,2,3-cd)pyrene	ND	0.20	ug/L	0.065
Dibenz(a,h)anthracene	ND	0.20	ug/L	0.039
Benzo(ghi)perylene	ND	0.20	ug/L	0.053

(Continued on next page)

Environmental Quality Mgt., Inc.

Client Sample ID: FWGLL3mw-238C-0541-GW

GC/MS Semivolatiles

Lot-Sample #...: A7J090101-012 Work Order #...: J8G5X2AC Matrix.....: WG

SURROGATE	PERCENT RECOVERY	RECOVERY LIMITS
Nitrobenzene-d5	58	(32 - 112)
2-Fluorobiphenyl	56	(30 - 110)
Terphenyl-d14	89	(51 - 135)
Phenol-d5	49	(10 - 117)
2-Fluorophenol	32	(19 - 108)
2,4,6-Tribromophenol	71	(42 - 124)

NOTE(S):

J Estimated result. Result is less than RL.

B Method blank contamination. The associated method blank contains the target analyte at a reportable level.

Environmental Quality Mgt., Inc.

Client Sample ID: FWGEQUIPRINSE1-0556-GW

GC/MS Semivolatiles

Lot-Sample #...: A7J090101-014 **Work Order #...:** J8G522AC **Matrix.....:** WQ
Date Sampled...: 10/08/07 16:10 **Date Received..:** 10/09/07
Prep Date.....: 10/15/07 **Analysis Date..:** 10/20/07
Prep Batch #...: 7288152
Dilution Factor: 1 **Initial Wgt/Vol:** 920 mL **Final Wgt/Vol..:** 2 mL
Method.....: SW846 8270C

PARAMETER	RESULT	REPORTING LIMIT	UNITS	MDL
Benzoic acid	ND	10	ug/L	4.4
Benzyl alcohol	**1.5 J**	**5.0**	**ug/L**	**0.49**
Phenol	ND	1.0	ug/L	0.96
bis(2-Chloroethyl)-ether	ND	1.0	ug/L	0.088
2-Chlorophenol	ND	1.0	ug/L	0.039
1,3-Dichlorobenzene	ND	1.0	ug/L	0.53
1,4-Dichlorobenzene	ND	1.0	ug/L	0.52
1,2-Dichlorobenzene	ND	1.0	ug/L	0.59
2-Methylphenol	ND	1.0	ug/L	0.56
2,2'-oxybis(1-Chloro-propane)	ND	1.0	ug/L	0.52
4-Methylphenol	ND	1.0	ug/L	0.64
N-Nitrosodi-n-propyl-amine	ND	1.0	ug/L	0.53
Hexachloroethane	ND	1.0	ug/L	0.58
Nitrobenzene	ND	1.0	ug/L	0.053
Isophorone	ND	1.0	ug/L	0.50
2-Nitrophenol	ND	2.0	ug/L	1.3
2,4-Dimethylphenol	ND	2.0	ug/L	0.56
bis(2-Chloroethoxy) methane	ND	1.0	ug/L	0.49
2,4-Dichlorophenol	ND	2.0	ug/L	1.1
1,2,4-Trichloro-benzene	ND	1.0	ug/L	0.59
Naphthalene	ND	0.20	ug/L	0.069
4-Chloroaniline	ND	2.0	ug/L	0.56
Hexachlorobutadiene	ND	1.0	ug/L	0.51
4-Chloro-3-methylphenol	ND	2.0	ug/L	0.41
2-Methylnaphthalene	ND	0.20	ug/L	0.061
Hexachlorocyclopenta-diene	ND	10	ug/L	0.74
2,4,6-Trichloro-phenol	ND	5.0	ug/L	1.4
2,4,5-Trichloro-phenol	ND	5.0	ug/L	0.96
2-Chloronaphthalene	ND	1.0	ug/L	0.62
2-Nitroaniline	ND	2.0	ug/L	0.43

(Continued on next page)

Environmental Quality Mgt., Inc.

Client Sample ID: FWGEQUIPRINSE1-0556-GW

GC/MS Semivolatiles

Lot-Sample #...: A7J090101-014 Work Order #...: J8G522AC Matrix.....: WQ

PARAMETER	RESULT	REPORTING LIMIT	UNITS	MDL
Dimethyl phthalate	ND	1.0	ug/L	0.44
Acenaphthylene	ND	0.20	ug/L	0.054
2,6-Dinitrotoluene	ND	5.0	ug/L	0.47
3-Nitroaniline	ND	2.0	ug/L	0.67
Acenaphthene	ND	0.20	ug/L	0.054
2,4-Dinitrophenol	ND	5.0	ug/L	3.5
4-Nitrophenol	ND	5.0	ug/L	0.63
Dibenzofuran	ND	1.0	ug/L	0.54
2,4-Dinitrotoluene	ND	5.0	ug/L	0.40
Diethyl phthalate	ND	1.0	ug/L	0.63
4-Chlorophenyl phenyl ether	ND	2.0	ug/L	0.55
Fluorene	ND	0.20	ug/L	0.043
4-Nitroaniline	ND	2.0	ug/L	0.47
4,6-Dinitro-2-methylphenol	ND	5.0	ug/L	0.27
N-Nitrosodiphenylamine	ND	1.0	ug/L	0.46
4-Bromophenyl phenyl ether	ND	2.0	ug/L	0.52
Hexachlorobenzene	ND	0.20	ug/L	0.065
Pentachlorophenol	ND	5.0	ug/L	0.48
Phenanthrene	ND	0.20	ug/L	0.087
Anthracene	ND	0.20	ug/L	0.054
Carbazole	ND	1.0	ug/L	0.54
Di-n-butyl phthalate	ND	1.0	ug/L	0.61
Fluoranthene	ND	0.20	ug/L	0.036
Pyrene	ND	0.20	ug/L	0.048
Butyl benzyl phthalate	ND	1.0	ug/L	0.51
3,3'-Dichlorobenzidine	ND	5.0	ug/L	0.48
Benzo(a)anthracene	ND	0.20	ug/L	0.052
Chrysene	ND	0.20	ug/L	0.048
bis(2-Ethylhexyl) phthalate	**2.9 J,B**	**10**	**ug/L**	**0.88**
Di-n-octyl phthalate	ND	1.0	ug/L	0.39
Benzo(b)fluoranthene	ND	0.20	ug/L	0.049
Benzo(k)fluoranthene	ND	0.20	ug/L	0.049
Benzo(a)pyrene	ND	0.20	ug/L	0.048
Indeno(1,2,3-cd)pyrene	ND	0.20	ug/L	0.065
Dibenz(a,h)anthracene	ND	0.20	ug/L	0.039
Benzo(ghi)perylene	ND	0.20	ug/L	0.053

(Continued on next page)

Environmental Quality Mgt., Inc.

Client Sample ID: FWGEQUIPRINSE1-0556-GW

GC/MS Semivolatiles

Lot-Sample #...: A7J090101-014 Work Order #...: J8G522AC Matrix.....: WQ

SURROGATE	PERCENT RECOVERY	RECOVERY LIMITS
Nitrobenzene-d5	78	(32 - 112)
2-Fluorobiphenyl	72	(30 - 110)
Terphenyl-d14	92	(51 - 135)
Phenol-d5	71	(10 - 117)
2-Fluorophenol	48	(19 - 108)
2,4,6-Tribromophenol	69	(42 - 124)

NOTE(S):

J Estimated result. Result is less than RL.

B Method blank contamination. The associated method blank contains the target analyte at a reportable level.

Environmental Quality Mgt., Inc.

Client Sample ID: FWGLL11mw-007C-0529-GW

GC/MS Semivolatiles

Lot-Sample #...: A7J090101-016	**Work Order #...:** J8G542AC	**Matrix.....:** WG	
Date Sampled...: 10/08/07 12:35	**Date Received..:** 10/09/07		
Prep Date.....: 10/15/07	**Analysis Date..:** 10/20/07		
Prep Batch #...: 7288152			
Dilution Factor: 1	**Initial Wgt/Vol:** 1020 mL	**Final Wgt/Vol..:** 2 mL	
	Method.....: SW846 8270C		

PARAMETER	RESULT	REPORTING LIMIT	UNITS	MDL
Benzoic acid	ND	10	ug/L	4.4
Benzyl alcohol	ND	5.0	ug/L	0.49
Phenol	ND	1.0	ug/L	0.96
bis(2-Chloroethyl)-ether	ND	1.0	ug/L	0.088
2-Chlorophenol	ND	1.0	ug/L	0.039
1,3-Dichlorobenzene	ND	1.0	ug/L	0.53
1,4-Dichlorobenzene	ND	1.0	ug/L	0.52
1,2-Dichlorobenzene	ND	1.0	ug/L	0.59
2-Methylphenol	ND	1.0	ug/L	0.56
2,2'-oxybis(1-Chloro-propane)	ND	1.0	ug/L	0.52
4-Methylphenol	ND	1.0	ug/L	0.64
N-Nitrosodi-n-propyl-amine	ND	1.0	ug/L	0.53
Hexachloroethane	ND	1.0	ug/L	0.58
Nitrobenzene	ND	1.0	ug/L	0.053
Isophorone	ND	1.0	ug/L	0.50
2-Nitrophenol	ND	2.0	ug/L	1.3
2,4-Dimethylphenol	ND	2.0	ug/L	0.56
bis(2-Chloroethoxy) methane	ND	1.0	ug/L	0.49
2,4-Dichlorophenol	ND	2.0	ug/L	1.1
1,2,4-Trichloro-benzene	ND	1.0	ug/L	0.59
Naphthalene	ND	0.20	ug/L	0.069
4-Chloroaniline	ND	2.0	ug/L	0.56
Hexachlorobutadiene	ND	1.0	ug/L	0.51
4-Chloro-3-methylphenol	ND	2.0	ug/L	0.41
2-Methylnaphthalene	ND	0.20	ug/L	0.061
Hexachlorocyclopenta-diene	ND	10	ug/L	0.74
2,4,6-Trichloro-phenol	ND	5.0	ug/L	1.4
2,4,5-Trichloro-phenol	ND	5.0	ug/L	0.96
2-Chloronaphthalene	ND	1.0	ug/L	0.62
2-Nitroaniline	ND	2.0	ug/L	0.43

(Continued on next page)

Environmental Quality Mgt., Inc.

Client Sample ID: FWGLL11mw-007C-0529-GW

GC/MS Semivolatiles

Lot-Sample #...: A7J090101-016 **Work Order #...:** J8G542AC **Matrix.....:** WG

PARAMETER	RESULT	REPORTING LIMIT	UNITS	MDL
Dimethyl phthalate	ND	1.0	ug/L	0.44
Acenaphthylene	ND	0.20	ug/L	0.054
2,6-Dinitrotoluene	ND	5.0	ug/L	0.47
3-Nitroaniline	ND	2.0	ug/L	0.67
Acenaphthene	ND	0.20	ug/L	0.054
2,4-Dinitrophenol	ND	5.0	ug/L	3.5
4-Nitrophenol	ND	5.0	ug/L	0.63
Dibenzofuran	ND	1.0	ug/L	0.54
2,4-Dinitrotoluene	ND	5.0	ug/L	0.40
Diethyl phthalate	ND	1.0	ug/L	0.63
4-Chlorophenyl phenyl ether	ND	2.0	ug/L	0.55
Fluorene	ND	0.20	ug/L	0.043
4-Nitroaniline	ND	2.0	ug/L	0.47
4,6-Dinitro-2-methylphenol	ND	5.0	ug/L	0.27
N-Nitrosodiphenylamine	ND	1.0	ug/L	0.46
4-Bromophenyl phenyl ether	ND	2.0	ug/L	0.52
Hexachlorobenzene	ND	0.20	ug/L	0.065
Pentachlorophenol	ND	5.0	ug/L	0.48
Phenanthrene	ND	0.20	ug/L	0.087
Anthracene	ND	0.20	ug/L	0.054
Carbazole	ND	1.0	ug/L	0.54
Di-n-butyl phthalate	ND	1.0	ug/L	0.61
Fluoranthene	ND	0.20	ug/L	0.036
Pyrene	ND	0.20	ug/L	0.048
Butyl benzyl phthalate	ND	1.0	ug/L	0.51
3,3'-Dichlorobenzidine	ND	5.0	ug/L	0.48
Benzo(a)anthracene	ND	0.20	ug/L	0.052
Chrysene	ND	0.20	ug/L	0.048
bis(2-Ethylhexyl) phthalate	**4.0 J,B**	**10**	**ug/L**	**0.88**
Di-n-octyl phthalate	ND	1.0	ug/L	0.39
Benzo(b)fluoranthene	ND	0.20	ug/L	0.049
Benzo(k)fluoranthene	ND	0.20	ug/L	0.049
Benzo(a)pyrene	ND	0.20	ug/L	0.048
Indeno(1,2,3-cd)pyrene	ND	0.20	ug/L	0.065
Dibenz(a,h)anthracene	ND	0.20	ug/L	0.039
Benzo(ghi)perylene	ND	0.20	ug/L	0.053

(Continued on next page)

Environmental Quality Mgt., Inc.

Client Sample ID: FWGLL11mw-007C-0529-GW

GC/MS Semivolatiles

Lot-Sample #...: A7J090101-016 **Work Order #...:** J8G542AC **Matrix.....:** WG

SURROGATE	PERCENT RECOVERY	RECOVERY LIMITS
Nitrobenzene-d5	65	(32 - 112)
2-Fluorobiphenyl	59	(30 - 110)
Terphenyl-d14	86	(51 - 135)
Phenol-d5	59	(10 - 117)
2-Fluorophenol	31	(19 - 108)
2,4,6-Tribromophenol	62	(42 - 124)

NOTE(S):

J Estimated result. Result is less than RL.

B Method blank contamination. The associated method blank contains the target analyte at a reportable level.

Environmental Quality Mgt., Inc.

Client Sample ID: FWGLL3mw-242C-0542-GW

GC/MS Semivolatiles

Lot-Sample #...: A7J090101-018 **Work Order #...:** J8G562AC **Matrix.....:** WG
Date Sampled...: 10/08/07 14:58 **Date Received..:** 10/09/07
Prep Date.....: 10/15/07 **Analysis Date..:** 10/20/07
Prep Batch #...: 7288152
Dilution Factor: 1 **Initial Wgt/Vol:** 980 mL **Final Wgt/Vol..:** 2 mL
Method.....: SW846 8270C

PARAMETER	RESULT	REPORTING LIMIT	UNITS	MDL
Benzoic acid	ND	10	ug/L	4.4
Benzyl alcohol	ND	5.0	ug/L	0.49
Phenol	ND	1.0	ug/L	0.96
bis(2-Chloroethyl)-ether	ND	1.0	ug/L	0.088
2-Chlorophenol	ND	1.0	ug/L	0.039
1,3-Dichlorobenzene	ND	1.0	ug/L	0.53
1,4-Dichlorobenzene	ND	1.0	ug/L	0.52
1,2-Dichlorobenzene	ND	1.0	ug/L	0.59
2-Methylphenol	ND	1.0	ug/L	0.56
2,2'-oxybis(1-Chloro-propane)	ND	1.0	ug/L	0.52
4-Methylphenol	ND	1.0	ug/L	0.64
N-Nitrosodi-n-propyl-amine	ND	1.0	ug/L	0.53
Hexachloroethane	ND	1.0	ug/L	0.58
Nitrobenzene	ND	1.0	ug/L	0.053
Isophorone	ND	1.0	ug/L	0.50
2-Nitrophenol	ND	2.0	ug/L	1.3
2,4-Dimethylphenol	ND	2.0	ug/L	0.56
bis(2-Chloroethoxy) methane	ND	1.0	ug/L	0.49
2,4-Dichlorophenol	ND	2.0	ug/L	1.1
1,2,4-Trichloro-benzene	ND	1.0	ug/L	0.59
Naphthalene	ND	0.20	ug/L	0.069
4-Chloroaniline	ND	2.0	ug/L	0.56
Hexachlorobutadiene	ND	1.0	ug/L	0.51
4-Chloro-3-methylphenol	ND	2.0	ug/L	0.41
2-Methylnaphthalene	ND	0.20	ug/L	0.061
Hexachlorocyclopenta-diene	ND	10	ug/L	0.74
2,4,6-Trichloro-phenol	ND	5.0	ug/L	1.4
2,4,5-Trichloro-phenol	ND	5.0	ug/L	0.96
2-Chloronaphthalene	ND	1.0	ug/L	0.62
2-Nitroaniline	ND	2.0	ug/L	0.43

(Continued on next page)

Environmental Quality Mgt., Inc.

Client Sample ID: FWGLL3mw-242C-0542-GW

GC/MS Semivolatiles

Lot-Sample #...: A7J090101-018 **Work Order #...:** J8G562AC **Matrix.....:** WG

PARAMETER	RESULT	REPORTING LIMIT	UNITS	MDL
Dimethyl phthalate	ND	1.0	ug/L	0.44
Acenaphthylene	ND	0.20	ug/L	0.054
2,6-Dinitrotoluene	ND	5.0	ug/L	0.47
3-Nitroaniline	ND	2.0	ug/L	0.67
Acenaphthene	ND	0.20	ug/L	0.054
2,4-Dinitrophenol	ND	5.0	ug/L	3.5
4-Nitrophenol	ND	5.0	ug/L	0.63
Dibenzofuran	ND	1.0	ug/L	0.54
2,4-Dinitrotoluene	ND	5.0	ug/L	0.40
Diethyl phthalate	ND	1.0	ug/L	0.63
4-Chlorophenyl phenyl ether	ND	2.0	ug/L	0.55
Fluorene	ND	0.20	ug/L	0.043
4-Nitroaniline	ND	2.0	ug/L	0.47
4,6-Dinitro-2-methylphenol	ND	5.0	ug/L	0.27
N-Nitrosodiphenylamine	ND	1.0	ug/L	0.46
4-Bromophenyl phenyl ether	ND	2.0	ug/L	0.52
Hexachlorobenzene	ND	0.20	ug/L	0.065
Pentachlorophenol	ND	5.0	ug/L	0.48
Phenanthrene	ND	0.20	ug/L	0.087
Anthracene	ND	0.20	ug/L	0.054
Carbazole	ND	1.0	ug/L	0.54
Di-n-butyl phthalate	ND	1.0	ug/L	0.61
Fluoranthene	ND	0.20	ug/L	0.036
Pyrene	ND	0.20	ug/L	0.048
Butyl benzyl phthalate	ND	1.0	ug/L	0.51
3,3'-Dichlorobenzidine	ND	5.0	ug/L	0.48
Benzo(a)anthracene	ND	0.20	ug/L	0.052
Chrysene	ND	0.20	ug/L	0.048
bis(2-Ethylhexyl) phthalate	**3.4 J,B**	**10**	**ug/L**	**0.88**
Di-n-octyl phthalate	ND	1.0	ug/L	0.39
Benzo(b)fluoranthene	ND	0.20	ug/L	0.049
Benzo(k)fluoranthene	ND	0.20	ug/L	0.049
Benzo(a)pyrene	ND	0.20	ug/L	0.048
Indeno(1,2,3-cd)pyrene	ND	0.20	ug/L	0.065
Dibenz(a,h)anthracene	ND	0.20	ug/L	0.039
Benzo(ghi)perylene	ND	0.20	ug/L	0.053

(Continued on next page)

Environmental Quality Mgt., Inc.

Client Sample ID: FWGLL3mw-242C-0542-GW

GC/MS Semivolatiles

Lot-Sample #...: A7J090101-018 **Work Order #...:** J8G562AC **Matrix.....:** WG

SURROGATE	PERCENT RECOVERY	RECOVERY LIMITS
Nitrobenzene-d5	69	(32 - 112)
2-Fluorobiphenyl	62	(30 - 110)
Terphenyl-d14	88	(51 - 135)
Phenol-d5	64	(10 - 117)
2-Fluorophenol	40	(19 - 108)
2,4,6-Tribromophenol	63	(42 - 124)

NOTE(S):

J Estimated result. Result is less than RL.

B Method blank contamination. The associated method blank contains the target analyte at a reportable level.

TESTAMERICA NORTH CANTON MS SEMIVOLATILE RUN LOG

INSTRUMENT: A4HP8 DATE: 10-8-07

I.S.#: SV3301 $MeCl_2$ Lot#: E31E34 GC Program #: 2

FILE NAME	LOT No. / FILE NAME	SAMPLE PREP	D.F.	QUAL	COMMENTS	ANALYST
8DF100BHT	SV3254			OK	(15:01)	
8SMM100B	SV3265			OK	Level II Review By:	
8SM100B	SV3264			OK	10/9	
8SML100B	SV3263			OK		
8SL100B	SV3262			OK		
8SLL100B	SV3261			OK		
8HHH100B	SV3269			OK		
8SHH100B	SV3268			OK		
8SH100B	SV3267			OK		
8SMH100B	SV3266			OK		
ICVTCL	SV3270			OK		
J7B1M1AA	B	10-4 1L-2-1	SF	OK	+TICS	
J7B1M1AC	C	↓		OK		
J8EF01AA	B	10-6		OK		
J8EF01AC	C	↓		OK		
J7479IAD	L	10-3 ↓		OK		
J8AH51AA	B	10-5 30g-2-1		OK		
J8AH51AC	C	↓ ↓		rem		
J8EW1HAA	B	10-7 1L-2-1		OK		
J8EW1HAC	C			OK		
J8EW1HAD	L			OK		
J8C071A4				OK		
J8CVG1AF				OK		
J8CVM1AF				OK		
J8CVP1A4				OK		
J8B7BW91AE		10-5 30g-2-1		OK		
J7BXR1AN				OK		
J7BXW1AN				OK		
J7B01AE				OK		
J7B051AE				OK		
J7B0B1AE				OK		
J7B0E1AN				OK		

10-8-07

TESTAMERICA NORTH CANTON MS SEMIVOLATILE RUN LOG

INSTRUMENT: A4HP8 DATE: 10-8-07

I.S.#: SV3301 $MeCl_2$ Lot#: E31E34 GC Program #: 2

FILE NAME	LOT No. / FILE NAME	SAMPLE PREP	D.F.	QUAL	COMMENTS	ANALYST
8DF100B+T	SV3254			OK	(15:01)	JS.
SEE PAGE 94 for STDs				—	Level II Review By:	
J78X21A9		10-5 30g-2-1	SF	OK		
J78X21E1	MS	〃 〃		OK		
J8CVQ1A4		10-7 1C-2-1		OK		
J8AJX1AC		10-5 30g-2-1		OK		
J8AJW1AC		〃 〃		OK		
J8AJ21AC		〃 〃		OK		
J8A0V1AM		10-6 1C-2-1		OK	625	
J8A29 1AA		〃		OK		
J75WV1AA		10-3		OK at next	+TICS	
J78831AC		10-6		OK		
J78841AQ		〃		OK		
J78DF1AA		〃	50:100	OK		
J78GK1AA		10-4	SF	OK	+TICS	
J78GJ1AA		〃	25:100	OK	+TICS	
J75WT1AA		10-3	SF	OK	+TICS	
J8A0M1A9		〃	20:100	OK		
J8A0M1C4	MS	〃 〃	20:100	OK		

10-8-07

TESTAMERICA NORTH CANTON MS SEMIVOLATILE RUN LOG

INSTRUMENT: A4HP8 DATE: 10-15-07

I.S.#: SV3301 $MeCl_2$ Lot#: E31E34 GC Program #: 2

FILE NAME	LOT No. / FILE NAME	SAMPLE PREP	D.F.	QUAL	COMMENTS	ANALYST
8DF1015+T	SV3341			OK	(10:50)	
8SMH1015	SV3266			OK	Level II Review By:	
QCMRLCK	SV3265			OK		
J8KLQ1AA	B	10-10 1L-2-1	St	OK rerun		
J8KLQ1AC	C	↓		OK		
J8PAP1AA	B	10-12		OK		
J8PAP1AC	C	↓		OK		
J8W3P1AA	B	10-13		OK	+ TLCS	
J8W3P1AC	C	↓		OK		
J8KLR1AA	B	10-10		rerun	JSt	
J8KLR1AC	C	↓		rerun		
J8CXA1AN		10-9 250-2-1		OK		
J8NPJ1AC		10-12 1L-2-1		OK		
J8NPX1AC				OK		
J8NP11AE				OK		
J8NP11AF	MS	500-2-1		OK		
J8NP11AG	MSD	↓		OK		
J8NP61AC		1L-2-1		OK		
J8NQF1AC				OK		
J8NQJ1AC				OK		
J8NQQ1AC				OK		
J8NQZ1AC				OK		
J8NRP1AC				OK rerun	SS ↓	
J8NRX1AC				OK		
J8NR91AC				OK Rerun		
J8NTJ1AC		↓ ↓	↓	OK		
QCMRLCL	SV3265	— —	—	OK		
J8N4G1AT		10-11 30g-2-1	St	OK		
J8N4E1AT				OK		
J8W2D1AT				OK		
J8N371AT				OK		
J8N3X1AT		↓ ↓	↓	OK		↓

#10-15-07

TESTAMERICA NORTH CANTON MS SEMIVOLATILE RUN LOG

INSTRUMENT: A4HP8 DATE: 10.15.07

I.S.#: SV3301 $MeCl_2$ Lot#: E31E34 GC Program #: 2

FILE NAME	LOT No. / FILE NAME	SAMPLE PREP	D.F.	QUAL	COMMENTS	ANALYST
8DF1015+T	SV3341			OK	(10:50)	
SEE PAGE 5		for SVOLS		—	Level II Review By:	
J8NYC1AT		10-11 30g 2-1	50:100	OK		
J8LFG1AT			5t	OK		
J8N2N1AT				OK		
J8EM21AK		10-10 11.2-1		OK		
J8G9N1AN				OK		
J8G9J1AN				OK		
J8G9G1AC				OK		
J8G9L1AN				OK		
J8G9M1AN				OK		
J8PP01AC		1013		OK		
J8PP31AQ				OK		
J8TH41AA				OK		
J8V01H1AC			4:100 → 20:100	OK rem	4+8 + TICs	
J8M541AC			5:100	rem	15:100	
J8M8M1AA			4:100	OK		
J8TJ31A9			20:100	OK		
J8PP81AC			40:100	OK		

10-15-07

STL North Canton

CONTINUING CALIBRATION COMPOUNDS

Instrument ID: a4hp8.i Injection Date: 15-OCT-2007 11:29
Lab File ID: QCMRLCK.D Init. Cal. Date(s): 08-OCT-2007 08-OCT-2007
Analysis Type: Init. Cal. Times: 15:20 17:55
Lab Sample ID: qcmrlck Quant Type: ISTD
Method: \\cansvr11\dd\chem\MSS\a4hp8.i\71015a.b\8270P.m

COMPOUND	RRF / AMOUNT	RF3	CCAL RRF3	MIN RRF	%D / %DRIFT	MAX %D / %DRIFT	CURVE TYPE
9 Pyridine	1.64000	1.69848	1.69848	0.010	-3.56589	50.00000	Averaged
10 N-Nitrosodimethylamine	1.10627	1.14716	1.14716	0.010	-3.69596	50.00000	Averaged
11 Ethyl methacrylate	1.51631	1.53993	1.53993	0.010	-1.55741	50.00000	Averaged
12 3-Chloropropionitrile	0.79518	0.85825	0.85825	0.010	-7.93136	50.00000	Averaged
13 Malononitrile	1.96410	2.26420	2.26420	0.010	-15.27900	50.00000	Averaged
209 Benzaldehyde	1.24828	1.52318	1.52318	0.010	-22.02200	50.00000	Averaged
21 Aniline	2.55464	2.63697	2.63697	0.010	-3.22290	50.00000	Averaged
22 Phenol	2.09949	2.18666	2.18666	0.010	-4.15211	20.00000	Averaged
23 Bis(2-Chloroethyl)ether	1.57351	1.80089	1.80089	0.010	-14.45052	50.00000	Averaged
24 2-Chlorophenol	1.29497	1.38456	1.38456	0.010	-6.91828	50.00000	Averaged
26 1,3-Dichlorobenzene	1.28011	1.29085	1.29085	0.010	-0.83933	50.00000	Averaged
27 1,4-Dichlorobenzene	1.32599	1.36730	1.36730	0.010	-3.11503	20.00000	Averaged
28 1,2-Dichlorobenzene	1.23255	1.27248	1.27248	0.010	-3.23968	50.00000	Averaged
29 Benzyl Alcohol	0.98698	0.87458	0.87458	0.010	11.38829	50.00000	Averaged
30 2-Methylphenol	1.41236	1.48516	1.48516	0.010	-5.15434	50.00000	Averaged
31 bis(2-Chloroisopropyl)ether	1.68343	1.96878	1.96878	0.010	-16.95108	50.00000	Averaged
37 Acetophenone	2.05230	2.16513	2.16513	0.010	-5.49749	50.00000	Averaged
32 N-Nitroso-di-n-propylamine	1.35282	1.56825	1.56825	0.050	-15.92514	50.00000	Averaged
192 4-Methylphenol	1.45367	1.55643	1.55643	0.010	-7.06888	50.00000	Averaged
34 Hexachloroethane	0.57731	0.60298	0.60298	0.010	-4.44573	50.00000	Averaged
35 Nitrobenzene	0.49116	0.53685	0.53685	0.010	-9.30207	50.00000	Averaged
41 Isophorone	0.79040	0.86356	0.86356	0.010	-9.25615	50.00000	Averaged
42 2-Nitrophenol	0.16744	0.18078	0.18078	0.010	-7.96711	20.00000	Averaged
43 2,4-Dimethylphenol	0.40935	0.43781	0.43781	0.010	-6.95224	50.00000	Averaged
44 bis(2-Chloroethoxy)methane	0.44083	0.48529	0.48529	0.010	-10.08487	50.00000	Averaged
46 2,4-Toluenediamene	2.50000	4.61444	0.24505	0.010	-84.57761	0.000e+000	Quadratic
47 1,3,5-Trichlorobenzene	0.27863	0.27370	0.27370	0.010	1.77022	50.00000	Averaged
48 2,4-Dichlorophenol	0.24561	0.25721	0.25721	0.010	-4.72353	20.00000	Averaged
49 Benzoic Acid	5.00000	5.35171	0.19945	0.010	-7.03417	0.000e+000	Quadratic
50 1,2,4-Trichlorobenzene	0.25671	0.25833	0.25833	0.010	-0.63324	50.00000	Averaged
51 Naphthalene	0.97654	0.96100	0.96100	0.010	1.59124	50.00000	Averaged
52 4-Chloroaniline	0.38264	0.40078	0.40078	0.010	-4.73868	50.00000	Averaged
56 Hexachlorobutadiene	0.16198	0.15747	0.15747	0.010	2.78124	20.00000	Averaged
210 Caprolactam	2.50000	2.99119	0.13511	0.010	-19.64758	0.000e+000	Quadratic
57 1,2,3-Trichlorobenzene	0.25101	0.25502	0.25502	0.010	-1.59646	50.00000	Averaged
59 4-Chloro-3-Methylphenol	0.35064	0.36363	0.36363	0.010	-3.70342	20.00000	Averaged
62 2-Methylnaphthalene	0.56648	0.56970	0.56970	0.010	-0.56796	50.00000	Averaged
63 1-Methylnaphthalene	0.60924	0.62102	0.62102	0.010	-1.93375	50.00000	Averaged
64 Hexachlorocyclopentadiene	2.50000	1.92627	0.26312	0.050	-22.94920	0.000e+000	Quadratic
66 2,4,6-Trichlorophenol	0.34468	0.34379	0.34379	0.010	0.25757	20.00000	Averaged
67 2,4,5-Trichlorophenol	0.37134	0.36262	0.36262	0.010	2.34808	50.00000	Averaged
211 1,1'-Biphenyl	1.47586	1.43799	1.43799	0.010	2.56626	50.00000	Averaged

STL North Canton

CONTINUING CALIBRATION COMPOUNDS

Instrument ID: a4hp8.i Injection Date: 15-OCT-2007 11:29
Lab File ID: QCMRLCK.D Init. Cal. Date(s): 08-OCT-2007 08-OCT-2007
Analysis Type: Init. Cal. Times: 15:20 17:55
Lab Sample ID: qcmrlck Quant Type: ISTD
Method: \\cansvr11\dd\chem\MSS\a4hp8.i\71015a.b\8270P.m

COMPOUND	RRF / AMOUNT	RF3	CCAL RRF3	MIN RRF	%D / %DRIFT	MAX %D / %DRIFT	CURVE TYPE
68 1,2,3,5-Tetrachlorobenzene	0.54436	0.51672	0.51672	0.010	5.07754	50.00000	Averaged
70 2-Chloronaphthalene	1.02925	1.05052	1.05052	0.010	-2.06629	50.00000	Averaged
73 2-Nitroaniline	0.48456	0.54070	0.54070	0.010	-11.58615	50.00000	Averaged
74 1,2,3,4-Tetrachlorobenzene	0.49581	0.47311	0.47311	0.010	4.57821	50.00000	Averaged
76 Dimethylphthalate	1.21582	1.22742	1.22742	0.010	-0.95434	50.00000	Averaged
78 2,6-Dinitrotoluene	0.26437	0.29148	0.29148	0.010	-10.25688	50.00000	Averaged
79 Acenaphthylene	1.81764	1.84643	1.84643	0.010	-1.58439	50.00000	Averaged
80 1,2-Dinitrobenzene	0.14054	0.14913	0.14913	0.010	-6.11459	50.00000	Averaged
81 3-Nitroaniline	0.29899	0.31636	0.31636	0.010	-5.81020	50.00000	Averaged
82 Acenaphthene	1.14901	1.14849	1.14849	0.010	0.04608	20.00000	Averaged
83 2,4-Dinitrophenol	5.00000	4.35854	0.18955	0.050	12.82912	0.000e+000	Quadratic
85 4-Nitrophenol	2.50000	2.74044	0.26906	0.050	-9.61769	0.000e+000	Quadratic
86 Dibenzofuran	1.61908	1.60413	1.60413	0.010	0.92298	50.00000	Averaged
87 2,4-Dinitrotoluene	0.35356	0.38577	0.38577	0.010	-9.11131	50.00000	Averaged
91 2,3,5,6-Tetrachlorophenol	0.32895	0.29326	0.29326	0.010	10.85077	50.00000	Averaged
93 Diethylphthalate	1.30501	1.34577	1.34577	0.010	-3.12304	50.00000	Averaged
94 Fluorene	1.35325	1.34707	1.34707	0.010	0.45702	50.00000	Averaged
95 4-Chlorophenyl-phenylether	0.60786	0.61329	0.61329	0.010	-0.89423	50.00000	Averaged
96 4-Nitroaniline	0.32970	0.35534	0.35534	0.010	-7.77843	50.00000	Averaged
98 4,6-Dinitro-2-methylphenol	2.50000	2.28967	0.11526	0.010	8.41332	0.000e+000	Quadratic
99 N-Nitrosodiphenylamine	0.49875	0.53414	0.53414	0.010	-7.09542	20.00000	Averaged
100 1,2-Diphenylhydrazine	1.03173	1.15520	1.15520	0.010	-11.96720	50.00000	Averaged
106 4-Bromophenyl-phenylether	0.18044	0.18371	0.18371	0.010	-1.81239	50.00000	Averaged
107 Hexachlorobenzene	0.17711	0.17182	0.17182	0.010	2.98493	50.00000	Averaged
212 Atrazine	0.17101	0.19329	0.19329	0.010	-13.03086	50.00000	Averaged
111 Pentachlorophenol	5.00000	4.29850	0.10486	0.010	14.02990	0.000e+000	Quadratic
115 Phenanthrene	1.05156	1.06504	1.06504	0.010	-1.28152	50.00000	Averaged
116 Anthracene	1.05952	1.08232	1.08232	0.010	-2.15178	50.00000	Averaged
119 Carbazole	0.97705	1.01945	1.01945	0.010	-4.33915	50.00000	Averaged
120 Di-n-Butylphthalate	1.18988	1.30870	1.30870	0.010	-9.98565	50.00000	Averaged
123 Fluoranthene	1.13093	1.14306	1.14306	0.010	-1.07283	20.00000	Averaged
124 Benzidine	2.50000	2.57026	0.62707	0.010	-2.81048	0.000e+000	Quadratic
125 Pyrene	1.21486	1.27677	1.27677	0.010	-5.09572	50.00000	Averaged
131 Butylbenzylphthalate	0.52735	0.60707	0.60707	0.010	-15.11733	50.00000	Averaged
133 3,3'-Dimethoxybenzidine	2.50000	2.38616	0.23578	0.010	4.55373	0.000e+000	Quadratic
135 3,3'-Dichlorobenzidine	0.40955	0.42033	0.42033	0.010	-2.63419	50.00000	Averaged
136 Benzo(a)Anthracene	1.15628	1.19304	1.19304	0.010	-3.17914	50.00000	Averaged
137 Chrysene	1.07349	1.08407	1.08407	0.010	-0.98582	50.00000	Averaged
138 4,4'-Methylene bis(o-chloro	2.50000	2.65183	0.22647	0.010	-6.07326	0.000e+000	Quadratic
139 bis(2-ethylhexyl)Phthalate	0.78210	0.89650	0.89650	0.010	-14.62740	50.00000	Averaged
140 Di-n-octylphthalate	2.50000	2.93681	1.68937	0.010	-17.47254	0.000e+000	Quadratic
141 Benzo(b)fluoranthene	1.21488	1.30462	1.30462	0.010	-7.38626	50.00000	Averaged

STL North Canton

CONTINUING CALIBRATION COMPOUNDS

Instrument ID: a4hp8.i Injection Date: 15-OCT-2007 11:29
Lab File ID: QCMRLCK.D Init. Cal. Date(s): 08-OCT-2007 08-OCT-2007
Analysis Type: Init. Cal. Times: 15:20 17:55
Lab Sample ID: qcmrlck Quant Type: ISTD
Method: \\cansvr11\dd\chem\MSS\a4hp8.i\71015a.b\8270P.m

COMPOUND	RRF / AMOUNT	RF3	CCAL RRF3	MIN RRF	%D / %DRIFT	MAX %D / %DRIFT	CURVE TYPE
142 Benzo(k)fluoranthene	1.24790	1.23721	1.23721	0.010	0.85663	50.00000	Averaged
146 Benzo(a)pyrene	1.09690	1.12496	1.12496	0.010	-2.55856	20.00000	Averaged
149 Indeno(1,2,3-cd)pyrene	1.17491	1.18244	1.18244	0.010	-0.64011	50.00000	Averaged
150 Dibenz(a,h)anthracene	1.01069	1.01178	1.01178	0.010	-0.10774	50.00000	Averaged
151 Benzo(g,h,i)perylene	0.97920	0.97876	0.97876	0.010	0.04474	50.00000	Averaged
198 1,4-Dioxane	0.65809	0.60086	0.60086	0.010	8.69685	50.00000	Averaged
$ 154 Nitrobenzene-d5	0.47437	0.50328	0.50328	0.010	-6.09270	50.00000	Averaged
$ 155 2-Fluorobiphenyl	1.26544	1.25563	1.25563	0.010	0.77535	50.00000	Averaged
$ 156 Terphenyl-d14	0.77678	0.80307	0.80307	0.010	-3.38364	50.00000	Averaged
$ 157 Phenol-d5	1.86372	1.99008	1.99008	0.010	-6.77991	50.00000	Averaged
$ 158 2-Fluorophenol	1.29011	1.30790	1.30790	0.010	-1.37885	50.00000	Averaged
$ 159 2,4,6-Tribromophenol	0.12835	0.11695	0.11695	0.010	8.88189	50.00000	Averaged
$ 186 2-Chlorophenol-d4	1.23227	1.29180	1.29180	0.010	-4.83141	50.00000	Averaged
$ 187 1,2-Dichlorobenzene-d4	0.80672	0.84724	0.84724	0.010	-5.02336	50.00000	Averaged
M 195 Cresols, total	2.86603	3.04159	3.04159	0.010	-6.12541	50.00000	Averaged
101 Diphenylamine	0.49875	0.53414	0.53414	0.010	-7.09542	50.00000	Averaged

STL North Canton

CONTINUING CALIBRATION COMPOUNDS

Instrument ID: a4hp8.i
Lab File ID: QCMRLCL.D
Analysis Type:
Lab Sample ID: qcmrlcl
Method: \\cansvr11\dd\chem\MSS\a4hp8.i\71015a.b\8270P.m

Injection Date: 15-OCT-2007 19:03
Init. Cal. Date(s): 08-OCT-2007 08-OCT-2007
Init. Cal. Times: 15:20 17:55
Quant Type: ISTD

COMPOUND	RRF / AMOUNT	RF3	CCAL RRF3	MIN RRF	%D / %DRIFT	MAX %D / %DRIFT	CURVE TYPE
9 Pyridine	1.64000	1.67134	1.67134	0.010	-1.91131	50.00000	Averaged
10 N-Nitrosodimethylamine	1.10627	1.17386	1.17386	0.010	-6.10990	50.00000	Averaged
11 Ethyl methacrylate	1.51631	1.65794	1.65794	0.010	-9.34015	50.00000	Averaged
12 3-Chloropropionitrile	0.79518	0.90796	0.90796	0.010	-14.18300	50.00000	Averaged
13 Malononitrile	1.96410	2.19505	2.19505	0.010	-11.75813	50.00000	Averaged
209 Benzaldehyde	1.24828	1.56811	1.56811	0.010	-25.62116	50.00000	Averaged
21 Aniline	2.55464	2.35526	2.35526	0.010	7.80447	50.00000	Averaged
22 Phenol	2.09949	2.21603	2.21603	0.010	-5.55105	20.00000	Averaged
23 bis(2-Chloroethyl)ether	1.57351	2.15344	2.15344	0.010	-36.85567	50.00000	Averaged
24 2-Chlorophenol	1.29497	1.39748	1.39748	0.010	-7.91621	50.00000	Averaged
26 1,3-Dichlorobenzene	1.28011	1.34073	1.34073	0.010	-4.73591	50.00000	Averaged
27 1,4-Dichlorobenzene	1.32599	1.39085	1.39085	0.010	-4.89139	20.00000	Averaged
28 1,2-Dichlorobenzene	1.23255	1.30814	1.30814	0.010	-6.13252	50.00000	Averaged
29 Benzyl Alcohol	0.98698	0.97794	0.97794	0.010	0.91564	50.00000	Averaged
30 2-Methylphenol	1.41236	1.54201	1.54201	0.010	-9.17959	50.00000	Averaged
31 bis(2-Chloroisopropyl)ether	1.68343	2.09263	2.09263	0.010	-24.30790	50.00000	Averaged
37 Acetophenone	2.05230	2.21373	2.21373	0.010	-7.86553	50.00000	Averaged
32 N-Nitroso-di-n-propylamine	1.35282	1.66276	1.66276	0.050	-22.91081	50.00000	Averaged
192 4-Methylphenol	1.45367	1.56846	1.56846	0.010	-7.89668	50.00000	Averaged
34 Hexachloroethane	0.57731	0.60603	0.60603	0.010	-4.97385	50.00000	Averaged
35 Nitrobenzene	0.49116	0.52920	0.52920	0.010	-7.74473	50.00000	Averaged
41 Isophorone	0.79040	0.88610	0.88610	0.010	-12.10798	50.00000	Averaged
42 2-Nitrophenol	0.16744	0.16832	0.16832	0.010	-0.52855	20.00000	Averaged
43 2,4-Dimethylphenol	0.40935	0.42705	0.42705	0.010	-4.32557	50.00000	Averaged
44 bis(2-Chloroethoxy)methane	0.44083	0.49141	0.49141	0.010	-11.47215	50.00000	Averaged
46 2,4-Toluenediamene	2.50000	4.50722	0.23935	0.010	-80.28892	0.000e+000	Quadratic
47 1,3,5-Trichlorobenzene	0.27863	0.27506	0.27506	0.010	1.28353	50.00000	Averaged
48 2,4-Dichlorophenol	0.24561	0.25516	0.25516	0.010	-3.88752	20.00000	Averaged
49 Benzoic Acid	5.00000	5.03327	0.18580	0.010	-0.66534	0.000e+000	Quadratic
50 1,2,4-Trichlorobenzene	0.25671	0.25939	0.25939	0.010	-1.04602	50.00000	Averaged
51 Naphthalene	0.97654	0.96977	0.96977	0.010	0.69361	50.00000	Averaged
52 4-Chloroaniline	0.38264	0.40455	0.40455	0.010	-5.72550	50.00000	Averaged
56 Hexachlorobutadiene	0.16198	0.15637	0.15637	0.010	3.45828	20.00000	Averaged
210 Caprolactam	2.50000	3.06007	0.13845	0.010	-22.40289	0.000e+000	Quadratic
57 1,2,3-Trichlorobenzene	0.25101	0.25716	0.25716	0.010	-2.44901	50.00000	Averaged
59 4-Chloro-3-Methylphenol	0.35064	0.37003	0.37003	0.010	-5.52837	20.00000	Averaged
62 2-Methylnaphthalene	0.56648	0.59192	0.59192	0.010	-4.49000	50.00000	Averaged
63 1-Methylnaphthalene	0.60924	0.62281	0.62281	0.010	-2.22716	50.00000	Averaged
64 Hexachlorocyclopentadiene	2.50000	1.77422	0.24189	0.050	-29.03102	0.000e+000	Quadratic
66 2,4,6-Trichlorophenol	0.34468	0.34993	0.34993	0.010	-1.52101	20.00000	Averaged
67 2,4,5-Trichlorophenol	0.37134	0.37229	0.37229	0.010	-0.25568	50.00000	Averaged
211 1,1'-Biphenyl	1.47586	1.47831	1.47831	0.010	-0.16588	50.00000	Averaged

STL North Canton

CONTINUING CALIBRATION COMPOUNDS

Instrument ID: a4hp8.i
Lab File ID: QCMRLCL.D
Analysis Type:
Lab Sample ID: qcmrlcl
Method: \\cansvr11\dd\chem\MSS\a4hp8.i\71015a.b\8270P.m

Injection Date: 15-OCT-2007 19:03
Init. Cal. Date(s): 08-OCT-2007 08-OCT-2007
Init. Cal. Times: 15:20 17:55
Quant Type: ISTD

COMPOUND	RRF / AMOUNT	RF3	CCAL RRF3	MIN RRF	%D / %DRIFT	MAX %D / %DRIFT	CURVE TYPE
68 1,2,3,5-Tetrachlorobenzene	0.54436	0.52369	0.52369	0.010	3.79628	50.00000	Averaged
70 2-Chloronaphthalene	1.02925	1.05077	1.05077	0.010	-2.09095	50.00000	Averaged
73 2-Nitroaniline	0.48456	0.54236	0.54236	0.010	-11.92842	50.00000	Averaged
74 1,2,3,4-Tetrachlorobenzene	0.49581	0.47060	0.47060	0.010	5.08566	50.00000	Averaged
76 Dimethylphthalate	1.21582	1.27583	1.27583	0.010	-4.93607	50.00000	Averaged
78 2,6-Dinitrotoluene	0.26437	0.28721	0.28721	0.010	-8.63911	50.00000	Averaged
79 Acenaphthylene	1.81764	1.86923	1.86923	0.010	-2.83847	50.00000	Averaged
80 1,2-Dinitrobenzene	0.14054	0.15040	0.15040	0.010	-7.01574	50.00000	Averaged
81 3-Nitroaniline	0.29899	0.31945	0.31945	0.010	-6.84508	50.00000	Averaged
82 Acenaphthene	1.14901	1.14468	1.14468	0.010	0.37707	20.00000	Averaged
83 2,4-Dinitrophenol	5.00000	3.38631	0.14096	0.050	32.27376	0.000e+000	Quadratic
85 4-Nitrophenol	2.50000	2.74972	0.27003	0.050	-9.98878	0.000e+000	Quadratic
86 Dibenzofuran	1.61908	1.63093	1.63093	0.010	-0.73201	50.00000	Averaged
87 2,4-Dinitrotoluene	0.35356	0.40117	0.40117	0.010	-13.46653	50.00000	Averaged
91 2,3,5,6-Tetrachlorophenol	0.32895	0.29395	0.29395	0.010	10.63997	50.00000	Averaged
93 Diethylphthalate	1.30501	1.42900	1.42900	0.010	-9.50082	50.00000	Averaged
94 Fluorene	1.35325	1.38209	1.38209	0.010	-2.13101	50.00000	Averaged
95 4-Chlorophenyl-phenylether	0.60786	0.64505	0.64505	0.010	-6.11937	50.00000	Averaged
96 4-Nitroaniline	0.32970	0.36818	0.36818	0.010	-11.67202	50.00000	Averaged
98 4,6-Dinitro-2-methylphenol	2.50000	1.89804	0.09361	0.010	24.07831	0.000e+000	Quadratic
99 N-Nitrosodiphenylamine	0.49875	0.52683	0.52683	0.010	-5.62929	20.00000	Averaged
100 1,2-Diphenylhydrazine	1.03173	1.16746	1.16746	0.010	-13.15573	50.00000	Averaged
106 4-Bromophenyl-phenylether	0.18044	0.18127	0.18127	0.010	-0.45843	50.00000	Averaged
107 Hexachlorobenzene	0.17711	0.17191	0.17191	0.010	2.93363	50.00000	Averaged
212 Atrazine	0.17101	0.19722	0.19722	0.010	-15.32698	50.00000	Averaged
111 Pentachlorophenol	5.00000	4.30009	0.10490	0.010	13.99813	0.000e+000	Quadratic
115 Phenanthrene	1.05156	1.06907	1.06907	0.010	-1.66509	50.00000	Averaged
116 Anthracene	1.05952	1.07105	1.07105	0.010	-1.08823	50.00000	Averaged
119 Carbazole	0.97705	1.01843	1.01843	0.010	-4.23439	50.00000	Averaged
120 Di-n-Butylphthalate	1.18988	1.33976	1.33976	0.010	-12.59586	50.00000	Averaged
123 Fluoranthene	1.13093	1.14236	1.14236	0.010	-1.01085	20.00000	Averaged
124 Benzidine	2.50000	2.66818	0.65228	0.010	-6.72721	0.000e+000	Quadratic
125 Pyrene	1.21486	1.26831	1.26831	0.010	-4.39891	50.00000	Averaged
131 Butylbenzylphthalate	0.52735	0.62401	0.62401	0.010	-18.33002	50.00000	Averaged
133 3,3'-Dimethoxybenzidine	2.50000	2.38340	0.23550	0.010	4.66385	0.000e+000	Quadratic
135 3,3'-Dichlorobenzidine	0.40955	0.40687	0.40687	0.010	0.65351	50.00000	Averaged
136 Benzo(a)Anthracene	1.15628	1.15190	1.15190	0.010	0.37837	50.00000	Averaged
137 Chrysene	1.07349	1.08567	1.08567	0.010	-1.13495	50.00000	Averaged
138 4,4'-Methylene bis(o-chloro	2.50000	2.66793	0.22790	0.010	-6.71730	0.000e+000	Quadratic
139 bis(2-ethylhexyl)Phthalate	0.78210	0.92053	0.92053	0.010	-17.70001	50.00000	Averaged
140 Di-n-octylphthalate	2.50000	2.99842	1.72708	0.010	-19.93663	0.000e+000	Quadratic
141 Benzo(b)fluoranthene	1.21488	1.28387	1.28387	0.010	-5.67866	50.00000	Averaged

17,73

STL North Canton

CONTINUING CALIBRATION COMPOUNDS

Instrument ID: a4hp8.i Injection Date: 15-OCT-2007 19:03
Lab File ID: QCMRLCL.D Init. Cal. Date(s): 08-OCT-2007 08-OCT-2007
Analysis Type: Init. Cal. Times: 15:20 17:55
Lab Sample ID: qcmrlcl Quant Type: ISTD
Method: \\cansvr11\dd\chem\MSS\a4hp8.i\71015a.b\8270P.m

COMPOUND	RRF / AMOUNT	RF3	CCAL RRF3	MIN RRF	%D / %DRIFT	MAX %D / %DRIFT	CURVE TYPE
142 Benzo(k)fluoranthene	1.24790	1.22534	1.22534	0.010	1.80785	50.00000	Averaged
146 Benzo(a)pyrene	1.09690	1.13362	1.13362	0.010	-3.34739	20.00000	Averaged
149 Indeno(1,2,3-cd)pyrene	1.17491	1.23056	1.23056	0.010	-4.73599	50.00000	Averaged
150 Dibenz(a,h)anthracene	1.01069	1.04012	1.04012	0.010	-2.91199	50.00000	Averaged
151 Benzo(g,h,i)perylene	0.97920	1.01581	1.01581	0.010	-3.73831	50.00000	Averaged
198 1,4-Dioxane	0.65809	0.48297	0.48297	0.010	26.61001	50.00000	Averaged
$ 154 Nitrobenzene-d5	0.47437	0.51088	0.51088	0.010	-7.69646	50.00000	Averaged
$ 155 2-Fluorobiphenyl	1.26544	1.26766	1.26766	0.010	-0.17535	50.00000	Averaged
$ 156 Terphenyl-d14	0.77678	0.82271	0.82271	0.010	-5.91264	50.00000	Averaged
$ 157 Phenol-d5	1.86372	1.98018	1.98018	0.010	-6.24893	50.00000	Averaged
$ 158 2-Fluorophenol	1.29011	1.29244	1.29244	0.010	-0.18090	50.00000	Averaged
$ 159 2,4,6-Tribromophenol	0.12835	0.11463	0.11463	0.010	10.69148	50.00000	Averaged
$ 186 2-Chlorophenol-d4	1.23227	1.27481	1.27481	0.010	-3.45228	50.00000	Averaged
$ 187 1,2-Dichlorobenzene-d4	0.80672	0.85330	0.85330	0.010	-5.77518	50.00000	Averaged
M 195 Cresols, total	2.86603	3.11047	3.11047	0.010	-8.52889	50.00000	Averaged
101 Diphenylamine	0.49875	0.52683	0.52683	0.010	-5.62929	50.00000	Averaged

TESTAMERICA NORTH CANTON MS SEMIVOLATILE RUN LOG

INSTRUMENT: A4HP8 DATE: 10-16-07

I.S.#: SV3301 $MeCl_2$ Lot#: E31E34 GC Program #: 2

FILE NAME	LOT No. / FILE NAME	SAMPLE PREP	D.F.	QUAL	COMMENTS	ANALYST
8DF1016+T	SV3341			OK	(16:50)	
8SMM1016	SV3265			OK	Level II Review By:	
8SM1016	SV3264			OK		
8SML1016	SV3263			OK		
8SL1016	SV3262			OK		
8SLL1016	SV3261			OK		
8HHH1016	SV3269			OK		
8SHH1016	SV3268			OK		
8SH1016	SV3267			OK		
8SMH1016	SV3266			OK		
ICVTCL	SV3270			OK		
8AHHH1016	SV3324			OK		
8AHH1016	SV3323			OK		
8AH1016	SV3322			OK		
8AMH1016	SV3321			OK		
8AMM1016	SV3320			OK		
8AM1016	SV3319			OK		
8AML1016	SV3318			OK		
8AL1016	SV3317			OK		
ICVAP9	SV3325			OK		

TESTAMERICA NORTH CANTON MS SEMIVOLATILE RUN LOG

INSTRUMENT: A4HP8 DATE: 10-20-07

I.S.#: SV3301 $MeCl_2$ Lot#: E31E34 GC Program #: 2

FILE NAME	LOT No. / FILE NAME	SAMPLE PREP	D.F.	QUAL	COMMENTS	ANALYST
8DF1020+T	SV3341			OK	(11:01)	
8SMH1020	SV3266			OK	Level II Review By: CKM 10/22/07	
8AMH1020	SV3321			OK		
QCMRLCK	SV3265			OK		
J80VP1AA	B	10-15 1L-2-1	St	OK		
J80VP1AC	C	1		OK		
J84QL1AA	B	10-17		OK		
J84QL1AC	C	1		OK		
J84QL1AD	L	1		OK		
J88C11AA	B	10-18 1ml-10-1		OK		
J88C11AC	C	1		OK		
J88C11AD	L	1		OK		
J8NRP2AC		10-17 1L-2-1		OK		
J8NR92AC		1		OK		
J8G45ZAC		10-15		OK		
J8G5LZAC				OK		
J8G41ZAC				OK		
J8G41LA4	MS	500-2-1		OK		
J8G41LA5	MSD	1		OK		
J8G5XZAC		1L-2-1		OK		
J8G5NZAC				OK		
J8G5TZAC				OK		
J8G52ZAC				OK		
J8G54ZAC				OK		
J8G56ZAC				OK		
QCMRLCL	SV3265	— —	—	OK		
J831G1AD		10-17 30g-2-1	St	OK		
J831K1AD				OK		
J831N1AD				OK		
J831P1AD				OK		
J831Q1AD				OK		
J831R1AD				OK		

TESTAMERICA NORTH CANTON MS SEMIVOLATILE RUN LOG

INSTRUMENT: A4HP8 DATE: 10-20-07

I.S.#: SV3301 $MeCl_2$ Lot#: E31E34 GC Program #: 2

FILE NAME	LOT No. / FILE NAME	SAMPLE PREP	D.F.	QUAL	COMMENTS	ANALYST
8DF1020+T	SV3341			OK	(11:01)	
SEE PAGE 14		for stds		—	Level II Review By:	
JB31T1AD		10-17 30g 2ml	5t	OK		
JB31V1AD				OK		
JB31W1AD				OK		
JB3101AD				OK		
JB3111AD				OK		
JB3121AD				OK		
JB3131AD				Pen	out of tune	

10-20-07

SDG: A7J090101
Date/Time Cal: 10/20/07 @ 1119

SVOC Analyte	%D
Phenol	1.10212
Bis(2-chloroethyl)ether	2.37794
2-Chlorophenol	0.5472
1,3-Dichlorobenzene	2.00692
1,4-Dichlorobenzene	1.68781
1,2-Dichlorobenzene	0.89296
Benzyl Alcohol	7.17243
2-Methylphenol	3.24786
Bis(2-chloroisopropyl)ether	7.56363
N-Nitroso-di-n-propylamine	2.41163
4-Methylphenol	4.7557
Hexachloroethane	4.5756
Nitrobenzene	2.73716
Isophorone	2.87889
2-Nitrophenol	4.38004
2,4-Dimethylphenol	3.0418
Bis(2-chloroethoxy)methane	0.09102
2,4-Dichlorophenol	1.71741
Benzoic Acid	**20.16232**
1,2,4-Trichlorobenzene	2.27529
Naphthalene	2.11726
4-Chloroaniline	0.39748
Hexachlorobutadiene	2.19105
4-Chloro-3-methylphenol	2.70123
2-Methylnaphthalene	0.96172
Hexachlorocyclopentadiene	3.05006
2,4,6-Trichlorophenol	5.94256
2,4,5-Trichlorophenol	2.36718
2-Chloronaphthalene	2.62978
2-Nitroaniline	4.55103
Dimethyl phthalate	1.61009
2,6-Dinitrotoluene	10.41767
Acenaphthylene	2.8313
3-Nitroaniline	2.09508
Acenaphthene	0.13842
2,4-Dinitrophenol	4.12613
4-Nitrophenol	5.05447
Dibenzofuran	1.6828
2,4-Dinitrotoluene	9.10917
Diethyl phthalate	3.74827
Fluorene	0.94353
4-Chlorophenyl phenylether	3.14785
4-Nitroaniline	2.51764
4,6-Dinitro-2-methylphenol	0.75024
N-Nitrosodiphenylamine	3.57977
4-Bromophenyl phenylether	4.44868
Hexachlorobenzene	0.04367
Pentachlorophenol	15.78423

SDG: A7J090101
Date/Time Cal: 10/20/07 @ 1119

Phenanthrene	0.28042
Anthracene	3.58945
Carbazole	2.0118
Di-n-butyl phthalate	5.26812
Fluoranthene	1.24982
Pyrene	3.6256
Butylbenzyl phthalate	10.63758
3,3'-Dichlorobenzidine	4.05196
Benzo(a)anthracene	0.5061
Chrysene	0.50635
Bis(2-ethylhexyl)phthalate	4.97304
Di-n-octyl phthalate	9.68188
Benzo(b)fluoranthee	3.97554
Benzo(k)fluoranthene	2.27938
Benzo(a)pyrene	5.78117
Indeno(1,2,3-cd)pyrene	3.73188
Dibenzo(a,h)anthracene	2.20771
Benzo(g,h,i)perylene	2.62776
AVG %D	3.659843

CKM 10/22/07

STL North Canton

CONTINUING CALIBRATION COMPOUNDS

Instrument ID: a4hp8.i
Lab File ID: 8SMH1020.D
Analysis Type:
Lab Sample ID: L6
Method: \\cansvr11\dd\chem\MSS\a4hp8.i\71020a.b\8270p.m

Injection Date: 20-OCT-2007 11:19
Init. Cal. Date(s): 16-OCT-2007 16-OCT-2007
Init. Cal. Times: 17:10 22:38
Quant Type: ISTD

COMPOUND	RRF / AMOUNT	RF5	CCAL RRF5	MIN RRF	%D / %DRIFT	MAX %D / %DRIFT	CURVE TYPE
9 Pyridine	1.73731	1.76795	1.76795	0.010	-1.76357	50.00000	Averaged
10 N-Nitrosodimethylamine	1.10377	1.11587	1.11587	0.010	-1.09632	50.00000	Averaged
11 Ethyl methacrylate	1.52345	1.61517	1.61517	0.010	-6.02055	50.00000	Averaged
12 3-Chloropropionitrile	0.82919	0.82750	0.82750	0.010	0.20382	50.00000	Averaged
13 Malononitrile	2.01347	2.05373	2.05373	0.010	-1.99940	50.00000	Averaged
209 Benzaldehyde	1.31800	1.27038	1.27038	0.010	3.61309	50.00000	Averaged
21 Aniline	2.60890	2.53468	2.53468	0.010	2.84487	50.00000	Averaged
22 Phenol	2.13458	2.11105	2.11105	0.010	1.10212	20.00000	Averaged
23 bis(2-Chloroethyl)ether	1.58044	1.54286	1.54286	0.010	2.37794	50.00000	Averaged
24 2-Chlorophenol	1.29852	1.30562	1.30562	0.010	-0.54720	50.00000	Averaged
26 1,3-Dichlorobenzene	1.27169	1.29721	1.29721	0.010	-2.00692	50.00000	Averaged
27 1,4-Dichlorobenzene	1.33326	1.35576	1.35576	0.010	-1.68781	20.00000	Averaged
28 1,2-Dichlorobenzene	1.23818	1.24923	1.24923	0.010	-0.89296	50.00000	Averaged
29 Benzyl Alcohol	1.01915	0.94605	0.94605	0.010	7.17243	50.00000	Averaged
30 2-Methylphenol	1.44264	1.39579	1.39579	0.010	3.24786	50.00000	Averaged
31 bis(2-Chloroisopropyl)ether	1.81898	1.68140	1.68140	0.010	7.56363	50.00000	Averaged
37 Acetophenone	2.12352	2.01442	2.01442	0.010	5.13790	50.00000	Averaged
32 N-Nitroso-di-n-propylamine	1.45528	1.42018	1.42018	0.050	2.41163	50.00000	Averaged
192 4-Methylphenol	1.49319	1.42218	1.42218	0.010	4.75570	50.00000	Averaged
34 Hexachloroethane	0.58668	0.61353	0.61353	0.010	-4.57560	50.00000	Averaged
35 Nitrobenzene	0.51751	0.53167	0.53167	0.010	-2.73716	50.00000	Averaged
41 Isophorone	0.81723	0.84076	0.84076	0.010	-2.87889	50.00000	Averaged
42 2-Nitrophenol	0.16993	0.17737	0.17737	0.010	-4.38004	20.00000	Averaged
43 2,4-Dimethylphenol	0.42650	0.43974	0.43974	0.010	-3.10418	50.00000	Averaged
44 bis(2-Chloroethoxy)methane	0.46118	0.46160	0.46160	0.010	-0.09102	50.00000	Averaged
46 2,4-Toluenediamene	0.25474	0.24107	0.24107	0.010	5.36745	50.00000	Averaged
47 1,3,5-Trichlorobenzene	0.27314	0.29146	0.29146	0.010	-6.70689	50.00000	Averaged
48 2,4-Dichlorophenol	0.25022	0.25452	0.25452	0.010	-1.71741	20.00000	Averaged
49 Benzoic Acid	10.00000	7.98377	0.16400	0.010	-20.16232	0.000e+000	Quadratic
50 1,2,4-Trichlorobenzene	0.25497	0.26077	0.26077	0.010	-2.27529	50.00000	Averaged
51 Naphthalene	0.97227	0.95168	0.95168	0.010	2.11726	50.00000	Averaged
52 4-Chloroaniline	0.39094	0.38939	0.38939	0.010	0.39748	50.00000	Averaged
56 Hexachlorobutadiene	0.16068	0.16420	0.16420	0.010	-2.19105	20.00000	Averaged
210 Caprolactam	5.00000	5.10765	0.12593	0.010	-2.15305	0.000e+000	Quadratic
57 1,2,3-Trichlorobenzene	0.24767	0.25880	0.25880	0.010	-4.49605	50.00000	Averaged
59 4-Chloro-3-Methylphenol	0.36523	0.37510	0.37510	0.010	-2.70123	20.00000	Averaged
62 2-Methylnaphthalene	0.57310	0.56759	0.56759	0.010	0.96172	50.00000	Averaged
63 1-Methylnaphthalene	0.61043	0.60647	0.60647	0.010	0.64820	50.00000	Averaged
64 Hexachlorocyclopentadiene	5.00000	4.84750	0.33325	0.050	3.05006	0.000e+000	Quadratic
66 2,4,6-Trichlorophenol	0.33901	0.35916	0.35916	0.010	-5.94256	20.00000	Averaged
67 2,4,5-Trichlorophenol	0.36766	0.37636	0.37636	0.010	-2.36718	50.00000	Averaged
211 1,1'-Biphenyl	1.49792	1.50366	1.50366	0.010	-0.38324	50.00000	Averaged

STL North Canton

CONTINUING CALIBRATION COMPOUNDS

Instrument ID: a4hp8.i
Lab File ID: 8SMH1020.D
Analysis Type:
Lab Sample ID: L6
Method: \\cansvr11\dd\chem\MSS\a4hp8.i\71020a.b\8270p.m

Injection Date: 20-OCT-2007 11:19
Init. Cal. Date(s): 16-OCT-2007 16-OCT-2007
Init. Cal. Times: 17:10 22:38
Quant Type: ISTD

COMPOUND	RRF / AMOUNT	RF5	CCAL RRF5	MIN RRF	%D / %DRIFT	MAX %D / %DRIFT	CURVE TYPE
68 1,2,3,5-Tetrachlorobenzene	0.53087	0.53599	0.53599	0.010	-0.96439	50.00000	Averaged
70 2-Chloronaphthalene	1.03950	1.06684	1.06684	0.010	-2.62978	50.00000	Averaged
73 2-Nitroaniline	0.51197	0.53528	0.53528	0.010	-4.55103	50.00000	Averaged
74 1,2,3,4-Tetrachlorobenzene	0.49043	0.50636	0.50636	0.010	-3.24723	50.00000	Averaged
76 Dimethylphthalate	1.23386	1.25372	1.25372	0.010	-1.61009	50.00000	Averaged
78 2,6-Dinitrotoluene	0.25639	0.28310	0.28310	0.010	-10.41767	50.00000	Averaged
79 Acenaphthylene	1.80959	1.86082	1.86082	0.010	-2.83130	50.00000	Averaged
80 1,2-Dinitrobenzene	0.13827	0.15153	0.15153	0.010	-9.58761	50.00000	Averaged
81 3-Nitroaniline	0.29929	0.30556	0.30556	0.010	-2.09508	50.00000	Averaged
82 Acenaphthene	1.18155	1.17992	1.17992	0.010	0.13842	20.00000	Averaged
83 2,4-Dinitrophenol	10.00000	9.58739	0.23087	0.050	4.12613	0.000e+000	Quadratic
85 4-Nitrophenol	0.30403	0.28867	0.28867	0.050	5.05447	50.00000	Averaged
86 Dibenzofuran	1.64078	1.61317	1.61317	0.010	1.68280	50.00000	Averaged
87 2,4-Dinitrotoluene	0.35379	0.38602	0.38602	0.010	-9.10917	50.00000	Averaged
91 2,3,5,6-Tetrachlorophenol	5.00000	4.91535	0.31593	0.010	1.69296	0.000e+000	Quadratic
93 Diethylphthalate	1.33422	1.38423	1.38423	0.010	-3.74827	50.00000	Averaged
94 Fluorene	1.36153	1.37437	1.37437	0.010	-0.94353	50.00000	Averaged
95 4-Chlorophenyl-phenylether	0.60782	0.62696	0.62696	0.010	-3.14785	50.00000	Averaged
96 4-Nitroaniline	5.00000	4.87412	0.34034	0.010	2.51764	0.000e+000	Quadratic
98 4,6-Dinitro-2-methylphenol	5.00000	4.96249	0.13107	0.010	0.75024	0.000e+000	Quadratic
99 N-Nitrosodiphenylamine	0.50562	0.52372	0.52372	0.010	-3.57977	20.00000	Averaged
100 1,2-Diphenylhydrazine	1.10692	1.12966	1.12966	0.010	-2.05456	50.00000	Averaged
106 4-Bromophenyl-phenylether	0.17493	0.18271	0.18271	0.010	-4.44858	50.00000	Averaged
107 Hexachlorobenzene	0.17277	0.17285	0.17285	0.010	-0.04367	50.00000	Averaged
212 Atrazine	0.17621	0.18479	0.18479	0.010	-4.86764	50.00000	Averaged
111 Pentachlorophenol	10.00000	8.42158	0.11282	0.010	15.78423	0.000e+000	Quadratic
115 Phenanthrene	1.06248	1.05950	1.05950	0.010	0.28042	50.00000	Averaged
116 Anthracene	1.04051	1.07786	1.07786	0.010	-3.58945	50.00000	Averaged
119 Carbazole	0.98926	1.00916	1.00916	0.010	-2.01180	50.00000	Averaged
120 Di-n-Butylphthalate	1.21816	1.28255	1.28255	0.010	-5.28612	50.00000	Averaged
123 Fluoranthene	1.13750	1.15172	1.15172	0.010	-1.24982	20.00000	Averaged
124 Benzidine	0.60188	0.68428	0.68428	0.010	-13.69034	50.00000	Averaged
125 Pyrene	1.21073	1.25463	1.25463	0.010	-3.62560	50.00000	Averaged
131 Butylbenzylphthalate	0.53836	0.59563	0.59563	0.010	-10.63758	50.00000	Averaged
133 3,3'-Dimethoxybenzidine	5.00000	5.96204	0.28729	0.010	-19.24080	0.000e+000	Quadratic
135 3,3'-Dichlorobenzidine	5.00000	5.20260	0.42293	0.010	-4.05196	0.000e+000	Quadratic
136 Benzo(a)Anthracene	1.14911	1.15492	1.15492	0.010	-0.50610	50.00000	Averaged
137 Chrysene	1.07329	1.07872	1.07872	0.010	-0.50635	50.00000	Averaged
138 4,4'-Methylene bis(o-chloro	5.00000	5.15930	0.23764	0.010	-3.18590	0.000e+000	Quadratic
139 bis(2-ethylhexyl)Phthalate	0.79821	0.83790	0.83790	0.010	-4.97304	50.00000	Averaged
140 Di-n-octylphthalate	5.00000	5.48409	1.75541	0.010	-9.68188	0.000e+000	Quadratic
141 Benzo(b)fluoranthene	1.24578	1.29531	1.29531	0.010	-3.97554	50.00000	Averaged

STL North Canton

CONTINUING CALIBRATION COMPOUNDS

Instrument ID: a4hp8.i Injection Date: 20-OCT-2007 11:19
Lab File ID: 8SMH1020.D Init. Cal. Date(s): 16-OCT-2007 16-OCT-2007
Analysis Type: Init. Cal. Times: 17:10 22:38
Lab Sample ID: L6 Quant Type: ISTD
Method: \\cansvr11\dd\chem\MSS\a4hp8.i\71020a.b\8270p.m

COMPOUND	RRF / AMOUNT	RF5	CCAL RRF5	MIN RRF	%D / %DRIFT	MAX %D / %DRIFT	CURVE TYPE
142 Benzo(k)fluoranthene	1.23616	1.26434	1.26434	0.010	-2.27983	50.00000	Averaged
146 Benzo(a)pyrene	1.10339	1.16718	1.16718	0.010	-5.78117	20.00000	Averaged
149 Indeno(1,2,3-cd)pyrene	1.19175	1.23622	1.23622	0.010	-3.73188	50.00000	Averaged
150 Dibenz(a,h)anthracene	1.02163	1.04419	1.04419	0.010	-2.20771	50.00000	Averaged
151 Benzo(g,h,i)perylene	0.98675	1.01267	1.01267	0.010	-2.62776	50.00000	Averaged
198 1,4-Dioxane	0.63519	0.62901	0.62901	0.010	0.97361	50.00000	Averaged
$ 154 Nitrobenzene-d5	0.47233	0.49854	0.49854	0.010	-5.54950	50.00000	Averaged
$ 155 2-Fluorobiphenyl	1.26616	1.28066	1.28066	0.010	-1.14554	50.00000	Averaged
$ 156 Terphenyl-d14	0.78903	0.81359	0.81359	0.010	-3.11259	50.00000	Averaged
$ 157 Phenol-d5	1.90787	1.87303	1.87303	0.010	1.82607	50.00000	Averaged
$ 158 2-Fluorophenol	1.25879	1.31282	1.31282	0.010	-4.29202	50.00000	Averaged
$ 159 2,4,6-Tribromophenol	5.00000	4.87942	0.11926	0.010	2.41163	0.000e+000	Quadratic
$ 186 2-Chlorophenol-d4	1.23391	1.24628	1.24628	0.010	-1.00284	50.00000	Averaged
$ 187 1,2-Dichlorobenzene-d4	0.80509	0.83076	0.83076	0.010	-3.18895	50.00000	Averaged
M 195 Cresols, total	2.93583	2.81797	2.81797	0.010	4.01464	50.00000	Averaged
101 Diphenylamine	0.50562	0.52372	0.52372	0.010	-3.57977	50.00000	Averaged

ekm 10/22/07

STL North Canton

CONTINUING CALIBRATION COMPOUNDS

Instrument ID: a4hp8.i Injection Date: 20-OCT-2007 11:57
Lab File ID: QCMRLCK.D Init. Cal. Date(s): 16-OCT-2007 16-OCT-2007
Analysis Type: Init. Cal. Times: 17:10 22:38
Lab Sample ID: qcmrlck Quant Type: ISTD
Method: \\cansvr11\dd\chem\MSS\a4hp8.i\71020a.b\8270P.m

COMPOUND	RRF / AMOUNT	RF3	CCAL RRF3	MIN RRF	%D / %DRIFT	MAX %D / %DRIFT	CURVE TYPE
9 Pyridine	1.73731	1.72064	1.72064	0.010	0.95948	50.00000	Averaged
10 N-Nitrosodimethylamine	1.10377	1.14067	1.14067	0.010	-3.34299	50.00000	Averaged
11 Ethyl methacrylate	1.52345	1.61179	1.61179	0.010	-5.79829	50.00000	Averaged
12 3-Chloropropionitrile	0.82919	0.86153	0.86153	0.010	-3.90064	50.00000	Averaged
13 Malononitrile	2.01347	2.16992	2.16992	0.010	-7.77022	50.00000	Averaged
209 Benzaldehyde	1.31800	1.48230	1.48230	0.010	-12.46644	50.00000	Averaged
21 Aniline	2.60890	2.64963	2.64963	0.010	-1.56132	50.00000	Averaged
22 Phenol	2.13458	2.20358	2.20358	0.010	-3.23246	20.00000	Averaged
23 bis(2-Chloroethyl)ether	1.58044	1.56035	1.56035	0.010	1.27115	50.00000	Averaged
24 2-Chlorophenol	1.29852	1.35107	1.35107	0.010	-4.04710	50.00000	Averaged
26 1,3-Dichlorobenzene	1.27169	1.35105	1.35105	0.010	-6.24027	50.00000	Averaged
27 1,4-Dichlorobenzene	1.33326	1.38381	1.38381	0.010	-3.79137	20.00000	Averaged
28 1,2-Dichlorobenzene	1.23818	1.31912	1.31912	0.010	-6.53738	50.00000	Averaged
29 Benzyl Alcohol	1.01915	0.98421	0.98421	0.010	3.42868	50.00000	Averaged
30 2-Methylphenol	1.44264	1.41868	1.41868	0.010	1.66078	50.00000	Averaged
31 bis(2-Chloroisopropyl)ether	1.81898	1.85966	1.85966	0.010	-2.23632	50.00000	Averaged
37 Acetophenone	2.12352	2.17644	2.17644	0.010	-2.49197	50.00000	Averaged
32 N-Nitroso-di-n-propylamine	1.45528	1.56308	1.56308	0.050	-7.40796	50.00000	Averaged
192 4-Methylphenol	1.49319	1.50049	1.50049	0.010	-0.48912	50.00000	Averaged
34 Hexachloroethane	0.58668	0.62457	0.62457	0.010	-6.45744	50.00000	Averaged
35 Nitrobenzene	0.51751	0.53038	0.53038	0.010	-2.48724	50.00000	Averaged
41 Isophorone	0.81723	0.83020	0.83020	0.010	-1.58686	50.00000	Averaged
42 2-Nitrophenol	0.16993	0.17113	0.17113	0.010	-0.71146	20.00000	Averaged
43 2,4-Dimethylphenol	0.42650	0.43180	0.43180	0.010	-1.24266	50.00000	Averaged
44 bis(2-Chloroethoxy)methane	0.46118	0.46683	0.46683	0.010	-1.22657	50.00000	Averaged
46 2,4-Toluenediamene	0.25474	0.27443	0.27443	0.010	-7.73103	50.00000	Averaged
47 1,3,5-Trichlorobenzene	0.27314	0.27534	0.27534	0.010	-0.80703	50.00000	Averaged
48 2,4-Dichlorophenol	0.25022	0.25143	0.25143	0.010	-0.48349	20.00000	Averaged
49 Benzoic Acid	5.00000	3.47711	0.12434	0.010	-30.45775	0.000e+000	Quadratic
50 1,2,4-Trichlorobenzene	0.25497	0.25986	0.25986	0.010	-1.91742	50.00000	Averaged
51 Naphthalene	0.97227	0.94382	0.94382	0.010	2.92597	50.00000	Averaged
52 4-Chloroaniline	0.39094	0.38178	0.38178	0.010	2.34432	50.00000	Averaged
56 Hexachlorobutadiene	0.16068	0.16122	0.16122	0.010	-0.33455	20.00000	Averaged
210 Caprolactam	2.50000	2.52891	0.11916	0.010	-1.15646	0.000e+000	Quadratic
57 1,2,3-Trichlorobenzene	0.24767	0.25332	0.25332	0.010	-2.28511	50.00000	Averaged
59 4-Chloro-3-Methylphenol	0.36523	0.36277	0.36277	0.010	0.67559	20.00000	Averaged
62 2-Methylnaphthalene	0.57310	0.56806	0.56806	0.010	0.87978	50.00000	Averaged
63 1-Methylnaphthalene	0.61043	0.60422	0.60422	0.010	1.01737	50.00000	Averaged
64 Hexachlorocyclopentadiene	2.50000	2.49296	0.32486	0.050	0.28155	0.000e+000	Quadratic
66 2,4,6-Trichlorophenol	0.33901	0.36014	0.36014	0.010	-6.23198	20.00000	Averaged
67 2,4,5-Trichlorophenol	0.36766	0.37862	0.37862	0.010	-2.98352	50.00000	Averaged
211 1,1'-Biphenyl	1.49792	1.48658	1.48658	0.010	0.75742	50.00000	Averaged

STL North Canton

CONTINUING CALIBRATION COMPOUNDS

Instrument ID: a4hp8.i
Lab File ID: QCMRLCK.D
Analysis Type:
Lab Sample ID: qcmrlck
Method: \\cansvr11\dd\chem\MSS\a4hp8.i\71020a.b\8270P.m

Injection Date: 20-OCT-2007 11:57
Init. Cal. Date(s): 16-OCT-2007 16-OCT-2007
Init. Cal. Times: 17:10 22:38
Quant Type: ISTD

COMPOUND	RRF / AMOUNT	RF3	CCAL RRF3	MIN RRF	%D / %DRIFT	MAX %D / %DRIFT	CURVE TYPE
68 1,2,3,5-Tetrachlorobenzene	0.53087	0.54526	0.54526	0.010	-2.71045	50.00000	Averaged
70 2-Chloronaphthalene	1.03950	1.06042	1.06042	0.010	-2.01207	50.00000	Averaged
73 2-Nitroaniline	0.51197	0.54319	0.54319	0.010	-6.09716	50.00000	Averaged
74 1,2,3,4-Tetrachlorobenzene	0.49043	0.48609	0.48609	0.010	0.88610	50.00000	Averaged
76 Dimethylphthalate	1.23386	1.26353	1.26353	0.010	-2.40521	50.00000	Averaged
78 2,6-Dinitrotoluene	*0.25639*	*0.28135*	*0.28135*	*0.010*	-9.73249	*50.00000*	Averaged
79 Acenaphthylene	1.80959	1.85485	1.85485	0.010	-2.50116	50.00000	Averaged
80 1,2-Dinitrobenzene	0.13827	0.14638	0.14638	0.010	-5.86281	50.00000	Averaged
81 3-Nitroaniline	0.29929	0.30906	0.30906	0.010	-3.26517	50.00000	Averaged
82 Acenaphthene	1.18155	1.17561	1.17561	0.010	0.50331	20.00000	Averaged
83 2,4-Dinitrophenol	5.00000	4.91144	0.21021	0.050	1.77111	0.000e+000	Quadratic
85 4-Nitrophenol	0.30403	0.26538	0.26538	0.050	12.71386	50.00000	Averaged
86 Dibenzofuran	1.64078	1.63015	1.63015	0.010	0.64786	50.00000	Averaged
87 2,4-Dinitrotoluene	0.35379	0.39076	0.39076	0.010	-10.45015	50.00000	Averaged
91 2,3,5,6-Tetrachlorophenol	2.50000	2.48507	0.30215	0.010	0.59728	0.000e+000	Quadratic
93 Diethylphthalate	1.33422	1.39500	1.39500	0.010	-4.55577	50.00000	Averaged
94 Fluorene	1.36153	1.36149	1.36149	0.010	0.00277	50.00000	Averaged
95 4-Chlorophenyl-phenylether	0.60782	0.63451	0.63451	0.010	-4.39000	50.00000	Averaged
96 4-Nitroaniline	2.50000	2.63517	0.35055	0.010	-5.40676	0.000e+000	Quadratic
98 4,6-Dinitro-2-methylphenol	2.50000	2.48359	0.11879	0.010	0.65624	0.000e+000	Quadratic
99 N-Nitrosodiphenylamine	0.50562	0.50870	0.50870	0.010	-0.60981	20.00000	Averaged
100 1,2-Diphenylhydrazine	1.10692	1.12427	1.12427	0.010	-1.56782	50.00000	Averaged
106 4-Bromophenyl-phenylether	0.17493	0.17698	0.17698	0.010	-1.17488	50.00000	Averaged
107 Hexachlorobenzene	0.17277	0.17146	0.17146	0.010	0.75757	50.00000	Averaged
212 Atrazine	0.17621	0.18711	0.18711	0.010	-6.18469	50.00000	Averaged
111 Pentachlorophenol	5.00000	4.08048	0.10045	0.010	18.39039	0.000e+000	Quadratic
115 Phenanthrene	1.06248	1.05130	1.05130	0.010	1.05224	50.00000	Averaged
116 Anthracene	1.04051	1.04658	1.04658	0.010	-0.58371	50.00000	Averaged
119 Carbazole	0.98926	0.99363	0.99363	0.010	-0.44175	50.00000	Averaged
120 Di-n-Butylphthalate	1.21816	1.25011	1.25011	0.010	-2.62252	50.00000	Averaged
123 Fluoranthene	1.13750	1.11879	1.11879	0.010	1.64483	20.00000	Averaged
124 Benzidine	0.60188	0.66221	0.66221	0.010	-10.02382	50.00000	Averaged
125 Pyrene	1.21073	1.22052	1.22052	0.010	-0.80825	50.00000	Averaged
131 Butylbenzylphthalate	0.53836	0.57774	0.57774	0.010	-7.31443	50.00000	Averaged
133 3,3'-Dimethoxybenzidine	2.50000	2.97374	0.27428	0.010	-18.94968	0.000e+000	Quadratic
135 3,3'-Dichlorobenzidine	2.50000	2.62093	0.40178	0.010	-4.83737	0.000e+000	Quadratic
136 Benzo(a)Anthracene	1.14911	1.13306	1.13306	0.010	1.39687	50.00000	Averaged
137 Chrysene	1.07329	1.03609	1.03609	0.010	3.46539	50.00000	Averaged
138 4,4'-Methylene bis(o-chloro	2.50000	2.59205	0.22355	0.010	-3.68197	0.000e+000	Quadratic
139 bis(2-ethylhexyl)Phthalate	0.79821	0.83554	0.83554	0.010	-4.67697	50.00000	Averaged
140 Di-n-octylphthalate	2.50000	2.81642	1.68975	0.010	-12.65697	0.000e+000	Quadratic
141 Benzo(b)fluoranthene	1.24578	1.25945	1.25945	0.010	-1.09724	50.00000	Averaged

STL North Canton

CONTINUING CALIBRATION COMPOUNDS

Instrument ID: a4hp8.i Injection Date: 20-OCT-2007 11:57
Lab File ID: QCMRLCK.D Init. Cal. Date(s): 16-OCT-2007 16-OCT-2007
Analysis Type: Init. Cal. Times: 17:10 22:38
Lab Sample ID: qcmrlck Quant Type: ISTD
Method: \\cansvr11\dd\chem\MSS\a4hp8.i\71020a.b\8270P.m

COMPOUND	RRF / AMOUNT	RF3	CCAL RRF3	MIN RRF	%D / %DRIFT	MAX %D / %DRIFT	CURVE TYPE
142 Benzo(k)fluoranthene	1.23616	1.27105	1.27105	0.010	-2.82302	50.00000	Averaged
146 Benzo(a)pyrene	1.10339	1.14508	1.14508	0.010	-3.77895	20.00000	Averaged
149 Indeno(1,2,3-cd)pyrene	1.19175	1.21395	1.21395	0.010	-1.86334	50.00000	Averaged
150 Dibenz(a,h)anthracene	1.02163	1.02135	1.02135	0.010	0.02729	50.00000	Averaged
151 Benzo(g,h,i)perylene	0.98675	0.99549	0.99549	0.010	-0.88582	50.00000	Averaged
198 1,4-Dioxane	0.63519	0.63865	0.63865	0.010	-0.54391	50.00000	Averaged
$ 154 Nitrobenzene-d5	0.47233	0.50192	0.50192	0.010	-6.26548	50.00000	Averaged
$ 155 2-Fluorobiphenyl	1.26616	1.27846	1.27846	0.010	-0.97155	50.00000	Averaged
$ 156 Terphenyl-d14	0.78903	0.78599	0.78599	0.010	0.38538	50.00000	Averaged
$ 157 Phenol-d5	1.90787	1.97067	1.97067	0.010	-3.29172	50.00000	Averaged
$ 158 2-Fluorophenol	1.25879	1.32417	1.32417	0.010	-5.19360	50.00000	Averaged
$ 159 2,4,6-Tribromophenol	2.50000	2.56163	0.11897	0.010	-2.46534	0.000e+000	Quadratic
$ 186 2-Chlorophenol-d4	1.23391	1.29156	1.29156	0.010	-4.67255	50.00000	Averaged
$ 187 1,2-Dichlorobenzene-d4	0.80509	0.85167	0.85167	0.010	-5.78658	50.00000	Averaged
M 195 Cresols, total	2.93583	2.91918	2.91918	0.010	0.56733	50.00000	Averaged
101 Diphenylamine	0.50562	0.50870	0.50870	0.010	-0.60981	50.00000	Averaged

OKMW 10/22/07

STL North Canton

CONTINUING CALIBRATION COMPOUNDS

Instrument ID: a4hp8.i
Lab File ID: QCMRLCL.D
Analysis Type:
Lab Sample ID: qcmrlcl
Method: \\cansvr11\dd\chem\MSS\a4hp8.i\71020a.b\8270P.m

Injection Date: 20-OCT-2007 18:56
Init. Cal. Date(s): 16-OCT-2007 16-OCT-2007
Init. Cal. Times: 17:10 22:38
Quant Type: ISTD

COMPOUND	RRF / AMOUNT	RF3	CCAL RRF3	MIN RRF	%D / %DRIFT	MAX %D / %DRIFT	CURVE TYPE
9 Pyridine	1.73731	1.43761	1.43761	0.010	17.25108	50.00000	Averaged
10 N-Nitrosodimethylamine	1.10377	1.06611	1.06611	0.010	3.41193	50.00000	Averaged
11 Ethyl methacrylate	1.52345	1.40386	1.40386	0.010	7.84991	50.00000	Averaged
12 3-Chloropropionitrile	0.82919	0.85739	0.85739	0.010	-3.40198	50.00000	Averaged
13 Malononitrile	2.01347	2.02892	2.02892	0.010	-0.76707	50.00000	Averaged
209 Benzaldehyde	1.31800	1.55839	1.55839	0.010	-18.23903	50.00000	Averaged
21 Aniline	2.60890	2.41257	2.41257	0.010	7.52541	50.00000	Averaged
22 Phenol	2.13458	2.15677	2.15677	0.010	-1.03949	20.00000	Averaged
23 bis(2-Chloroethyl)ether	1.58044	1.92667	1.92667	0.010	-21.90699	50.00000	Averaged
24 2-Chlorophenol	1.29852	1.34547	1.34547	0.010	-3.61549	50.00000	Averaged
26 1,3-Dichlorobenzene	1.27169	1.33684	1.33684	0.010	-5.12310	50.00000	Averaged
27 1,4-Dichlorobenzene	1.33326	1.39767	1.39767	0.010	-4.83079	20.00000	Averaged
28 1,2-Dichlorobenzene	1.23818	1.29098	1.29098	0.010	-4.26488	50.00000	Averaged
29 Benzyl Alcohol	1.01915	0.99082	0.99082	0.010	2.77945	50.00000	Averaged
30 2-Methylphenol	1.44264	1.46703	1.46703	0.010	-1.69010	50.00000	Averaged
31 bis(2-Chloroisopropyl)ether	1.81898	1.99407	1.99407	0.010	-9.62608	50.00000	Averaged
37 Acetophenone	2.12352	2.16738	2.16738	0.010	-2.06564	50.00000	Averaged
32 N-Nitroso-di-n-propylamine	1.45528	1.56485	1.56485	0.050	-7.52974	50.00000	Averaged
192 4-Methylphenol	1.49319	1.49379	1.49379	0.010	-0.04060	50.00000	Averaged
34 Hexachloroethane	0.58668	0.62834	0.62834	0.010	-7.10008	50.00000	Averaged
35 Nitrobenzene	0.51751	0.53492	0.53492	0.010	-3.36356	50.00000	Averaged
41 Isophorone	0.81723	0.85594	0.85594	0.010	-4.73589	50.00000	Averaged
42 2-Nitrophenol	0.16993	0.17258	0.17258	0.010	-1.56385	20.00000	Averaged
43 2,4-Dimethylphenol	0.42650	0.43129	0.43129	0.010	-1.12269	50.00000	Averaged
44 bis(2-Chloroethoxy)methane	0.46118	0.47802	0.47802	0.010	-3.65277	50.00000	Averaged
46 2,4-Toluenediamene	0.25474	0.20468	0.20468	0.010	19.65117	50.00000	Averaged
47 1,3,5-Trichlorobenzene	0.27314	0.27866	0.27866	0.010	-2.02039	50.00000	Averaged
48 2,4-Dichlorophenol	0.25022	0.25087	0.25087	0.010	-0.26148	20.00000	Averaged
49 Benzoic Acid	5.00000	3.76328	0.13676	0.010	24.73441	0.000e+000	Quadratic
50 1,2,4-Trichlorobenzene	0.25497	0.26139	0.26139	0.010	-2.51772	50.00000	Averaged
51 Naphthalene	0.97227	0.94776	0.94776	0.010	2.52061	50.00000	Averaged
52 4-Chloroaniline	0.39094	0.36923	0.36923	0.010	5.55417	50.00000	Averaged
56 Hexachlorobutadiene	0.16068	0.16650	0.16650	0.010	-3.62353	20.00000	Averaged
210 Caprolactam	2.50000	2.46932	0.11619	0.010	1.22710	0.000e+000	Quadratic
57 1,2,3-Trichlorobenzene	0.24767	0.25968	0.25968	0.010	-4.85030	50.00000	Averaged
59 4-Chloro-3-Methylphenol	0.36523	0.37033	0.37033	0.010	-1.39580	20.00000	Averaged
62 2-Methylnaphthalene	0.57310	0.57755	0.57755	0.010	-0.77608	50.00000	Averaged
63 1-Methylnaphthalene	0.61043	0.61363	0.61363	0.010	-0.52479	50.00000	Averaged
64 Hexachlorocyclopentadiene	2.50000	2.30475	0.29921	0.050	7.81010	0.000e+000	Quadratic
66 2,4,6-Trichlorophenol	0.33901	0.34483	0.34483	0.010	-1.71776	20.00000	Averaged
67 2,4,5-Trichlorophenol	0.36766	0.35772	0.35772	0.010	2.70247	50.00000	Averaged
211 1,1'-Biphenyl	1.49792	1.45998	1.45998	0.010	2.53318	50.00000	Averaged

STL North Canton

CONTINUING CALIBRATION COMPOUNDS

Instrument ID: a4hp8.i
Lab File ID: QCMRLCL.D
Analysis Type:
Lab Sample ID: qcmrlcl
Method: \\cansvr11\dd\chem\MSS\a4hp8.i\71020a.b\8270P.m

Injection Date: 20-OCT-2007 18:56
Init. Cal. Date(s): 16-OCT-2007 16-OCT-2007
Init. Cal. Times: 17:10 22:38
Quant Type: ISTD

COMPOUND	RRF / AMOUNT	RF3	CCAL RRF3	MIN RRF	%D / %DRIFT	MAX %D / %DRIFT	CURVE TYPE
68 1,2,3,5-Tetrachlorobenzene	0.53087	0.53044	0.53044	0.010	0.08069	50.00000	Averaged
70 2-Chloronaphthalene	1.03950	1.03653	1.03653	0.010	0.28594	50.00000	Averaged
73 2-Nitroaniline	0.51197	0.53016	0.53016	0.010	-3.55149	50.00000	Averaged
74 1,2,3,4-Tetrachlorobenzene	0.49043	0.48185	0.48185	0.010	1.74948	50.00000	Averaged
76 Dimethylphthalate	1.23386	1.26296	1.26296	0.010	-2.35897	50.00000	Averaged
78 2,6-Dinitrotoluene	0.25639	0.28241	0.28241	0.010	-10.14678	50.00000	Averaged
79 Acenaphthylene	1.80959	1.84795	1.84795	0.010	-2.11980	50.00000	Averaged
80 1,2-Dinitrobenzene	0.13827	0.14662	0.14662	0.010	-6.03784	50.00000	Averaged
81 3-Nitroaniline	0.29929	0.29479	0.29479	0.010	1.50166	50.00000	Averaged
82 Acenaphthene	1.18155	1.15201	1.15201	0.010	2.50040	20.00000	Averaged
83 2,4-Dinitrophenol	5.00000	3.82527	0.15540	0.050	23.49459	0.000e+000	Quadratic
85 4-Nitrophenol	0.30403	0.21923	0.21923	0.050	27.89207	50.00000	Averaged
86 Dibenzofuran	1.64078	1.62532	1.62532	0.010	0.94241	50.00000	Averaged
87 2,4-Dinitrotoluene	0.35379	0.39315	0.39315	0.010	-11.12323	50.00000	Averaged
91 2,3,5,6-Tetrachlorophenol	2.50000	2.49143	0.30297	0.010	0.34274	0.000e+000	Quadratic
93 Diethylphthalate	1.33422	1.43280	1.43280	0.010	-7.38840	50.00000	Averaged
94 Fluorene	1.36153	1.36740	1.36740	0.010	-0.43098	50.00000	Averaged
95 4-Chlorophenyl-phenylether	0.60782	0.64114	0.64114	0.010	-5.48047	50.00000	Averaged
96 4-Nitroaniline	2.50000	2.49363	0.33052	0.010	0.25486	0.000e+000	Quadratic
98 4,6-Dinitro-2-methylphenol	2.50000	2.21569	0.10409	0.010	11.37231	0.000e+000	Quadratic
99 N-Nitrosodiphenylamine	0.50562	0.52600	0.52600	0.010	-4.03148	20.00000	Averaged
100 1,2-Diphenylhydrazine	1.10692	1.17391	1.17391	0.010	-6.05157	50.00000	Averaged
106 4-Bromophenyl-phenylether	0.17493	0.18457	0.18457	0.010	-5.51254	50.00000	Averaged
107 Hexachlorobenzene	0.17277	0.17673	0.17673	0.010	-2.29246	50.00000	Averaged
212 Atrazine	0.17621	0.19488	0.19488	0.010	-10.59504	50.00000	Averaged
111 Pentachlorophenol	5.00000	4.12052	0.10155	0.010	17.58961	0.000e+000	Quadratic
115 Phenanthrene	1.06248	1.06189	1.06189	0.010	0.05541	50.00000	Averaged
116 Anthracene	1.04051	1.06457	1.06457	0.010	-2.31205	50.00000	Averaged
119 Carbazole	0.98926	0.99597	0.99597	0.010	-0.67898	50.00000	Averaged
120 Di-n-Butylphthalate	1.21816	1.33407	1.33407	0.010	-9.51530	50.00000	Averaged
123 Fluoranthene	1.13750	1.13877	1.13877	0.010	-0.11158	20.00000	Averaged
124 Benzidine	0.60188	0.54402	0.54402	0.010	9.61366	50.00000	Averaged
125 Pyrene	1.21073	1.19500	1.19500	0.010	1.29955	50.00000	Averaged
131 Butylbenzylphthalate	0.53836	0.59678	0.59678	0.010	-10.85114	50.00000	Averaged
133 3,3'-Dimethoxybenzidine	2.50000	2.23702	0.20602	0.010	10.51915	0.000e+000	Quadratic
135 3,3'-Dichlorobenzidine	2.50000	2.59205	0.39709	0.010	-3.68197	0.000e+000	Quadratic
136 Benzo(a)Anthracene	1.14911	1.13122	1.13122	0.010	1.55701	50.00000	Averaged
137 Chrysene	1.07329	1.06273	1.06273	0.010	0.98351	50.00000	Averaged
138 4,4'-Methylene bis(o-chloro	2.50000	2.57720	0.22217	0.010	-3.08790	0.000e+000	Quadratic
139 bis(2-ethylhexyl)Phthalate	0.79821	0.86678	0.86678	0.010	-8.59107	50.00000	Averaged
140 Di-n-octylphthalate	2.50000	2.82865	1.69770	0.010	-13.14603	0.000e+000	Quadratic
141 Benzo(b)fluoranthene	1.24578	1.18807	1.18807	0.010	4.63198	50.00000	Averaged

STL North Canton

CONTINUING CALIBRATION COMPOUNDS

Instrument ID: a4hp8.i Injection Date: 20-OCT-2007 18:56
Lab File ID: QCMRLCL.D Init. Cal. Date(s): 16-OCT-2007 16-OCT-2007
Analysis Type: Init. Cal. Times: 17:10 22:38
Lab Sample ID: qcmrlcl Quant Type: ISTD
Method: \\cansvr11\dd\chem\MSS\a4hp8.i\71020a.b\8270P.m

COMPOUND	RRF / AMOUNT	RF3	CCAL RRF3	MIN RRF	%D / %DRIFT	MAX %D / %DRIFT	CURVE TYPE
142 Benzo(k)fluoranthene	1.23616	1.34249	1.34249	0.010	-8.60229	50.00000	Averaged
146 Benzo(a)pyrene	1.10339	1.12160	1.12160	0.010	-1.65049	20.00000	Averaged
149 Indeno(1,2,3-cd)pyrene	1.19175	1.18912	1.18912	0.010	0.22050	50.00000	Averaged
150 Dibenz(a,h)anthracene	1.02163	1.02782	1.02782	0.010	-0.60522	50.00000	Averaged
151 Benzo(g,h,i)perylene	0.98675	0.99894	0.99894	0.010	-1.23575	50.00000	Averaged
198 1,4-Dioxane	0.63519	0.49450	0.49450	0.010	22.14968	50.00000	Averaged
$ 154 Nitrobenzene-d5	0.47233	0.51306	0.51306	0.010	-8.62380	50.00000	Averaged
$ 155 2-Fluorobiphenyl	1.26616	1.28419	1.28419	0.010	-1.42440	50.00000	Averaged
$ 156 Terphenyl-d14	0.78903	0.78135	0.78135	0.010	0.97294	50.00000	Averaged
$ 157 Phenol-d5	1.90787	1.92689	1.92689	0.010	-0.99687	50.00000	Averaged
$ 158 2-Fluorophenol	1.25879	1.21731	1.21731	0.010	3.29503	50.00000	Averaged
$ 159 2,4,6-Tribromophenol	2.50000	2.61750	0.12172	0.010	-4.69981	0.000e+000	Quadratic
$ 186 2-Chlorophenol-d4	1.23391	1.28225	1.28225	0.010	-3.91772	50.00000	Averaged
$ 187 1,2-Dichlorobenzene-d4	0.80509	0.83119	0.83119	0.010	-3.24233	50.00000	Averaged
M 195 Cresols, total	2.93583	2.96082	2.96082	0.010	-0.85115	50.00000	Averaged
101 Diphenylamine	0.50562	0.52600	0.52600	0.010	-4.03148	50.00000	Averaged

SW846 8270C SURROGATE RECOVERY

Lab Name: TestAmerica Laboratories, Inc. Client: Environmental Quality Mgt., Inc.

Lab Code: TALCAN SDG No:

Lot #: A7J090101

Extraction: XXI49QL36

	CLIENT ID.	SRG01	SRG02	SRG03	SRG04	SRG05	SRG06	TOT OUT
01	FWGLL1mw-083C-0537-GW RE-1	75	68	90	71	51	73	00
02	FWGLL1mw-078C-0535-GW RE-1	76	69	84	68	35	73	00
03	FWGLL2mw-059C-0538-GW RE-1	64	63	87	60	34	75	00
04	FWGLL2mw-262C-0539-GW RE-1	62	55	84	58	41	65	00
05	FWGLL2mw-263C-0540-GW RE-1	62	59	84	59	42	67	00
06	FWGLL3mw-238C-0541-GW RE-1	58	56	89	49	32	71	00
07	FWGEQUIPRINSE1-0556-GW RE-1	78	72	92	71	48	69	00
08	FWGLL11mw-007C-0529-GW RE-1	65	59	86	59	31	62	00
09	FWGLL3mw-242C-0542-GW RE-1	69	62	88	64	40	63	00
10	METHOD BLK. J80VP1AA	87	78	101	76	40	69	00
11	LCS J80VP1AC	76	79	96	69	34	81	00
12	FWGLL1mw-083C-0537-GW D	71	69	92	63	49	75	00
13	FWGLL1mw-083C-0537-GW S	72	70	87	63	30	77	00

SURROGATES		QC LIMITS
SRG01	= Nitrobenzene-d5	(32-112)
SRG02	= 2-Fluorobiphenyl	(30-110)
SRG03	= Terphenyl-d14	(51-135)
SRG04	= Phenol-d5	(10-117)
SRG05	= 2-Fluorophenol	(19-108)
SRG06	= 2,4,6-Tribromophenol	(42-124)

\# Column to be used to flag recovery values
* Values outside of required QC Limits
D System monitoring Compound diluted out

FORM II

METHOD BLANK REPORT

GC/MS Semivolatiles

Client Lot #...: A7J090101 **Work Order #...:** J80VP1AA **Matrix.....:** WATER
MB Lot-Sample #: A7J150000-152

Prep Date.....: 10/15/07 **Final Wgt/Vol..:** 2 mL
Analysis Date..: 10/20/07 **Prep Batch #...:** 7288152
Dilution Factor: 1 **Initial Wgt/Vol:** 1000 mL

PARAMETER	RESULT	REPORTING LIMIT	UNITS	METHOD
Benzoic acid	ND	10	ug/L	SW846 8270C
Benzyl alcohol	ND	5.0	ug/L	SW846 8270C
Phenol	ND	1.0	ug/L	SW846 8270C
bis(2-Chloroethyl)-ether	ND	1.0	ug/L	SW846 8270C
2-Chlorophenol	ND	1.0	ug/L	SW846 8270C
1,3-Dichlorobenzene	ND	1.0	ug/L	SW846 8270C
1,4-Dichlorobenzene	ND	1.0	ug/L	SW846 8270C
1,2-Dichlorobenzene	ND	1.0	ug/L	SW846 8270C
2-Methylphenol	ND	1.0	ug/L	SW846 8270C
2,2'-oxybis(1-Chloro-propane)	ND	1.0	ug/L	SW846 8270C
4-Methylphenol	ND	1.0	ug/L	SW846 8270C
N-Nitrosodi-n-propyl-amine	ND	1.0	ug/L	SW846 8270C
Hexachloroethane	ND	1.0	ug/L	SW846 8270C
Nitrobenzene	ND	1.0	ug/L	SW846 8270C
Isophorone	ND	1.0	ug/L	SW846 8270C
2-Nitrophenol	ND	2.0	ug/L	SW846 8270C
2,4-Dimethylphenol	ND	2.0	ug/L	SW846 8270C
bis(2-Chloroethoxy) methane	ND	1.0	ug/L	SW846 8270C
2,4-Dichlorophenol	ND	2.0	ug/L	SW846 8270C
1,2,4-Trichloro-benzene	ND	1.0	ug/L	SW846 8270C
Naphthalene	ND	0.20	ug/L	SW846 8270C
4-Chloroaniline	ND	2.0	ug/L	SW846 8270C
Hexachlorobutadiene	ND	1.0	ug/L	SW846 8270C
4-Chloro-3-methylphenol	ND	2.0	ug/L	SW846 8270C
2-Methylnaphthalene	ND	0.20	ug/L	SW846 8270C
Hexachlorocyclopenta-diene	ND	10	ug/L	SW846 8270C
2,4,6-Trichloro-phenol	ND	5.0	ug/L	SW846 8270C
2,4,5-Trichloro-phenol	ND	5.0	ug/L	SW846 8270C
2-Chloronaphthalene	ND	1.0	ug/L	SW846 8270C
2-Nitroaniline	ND	2.0	ug/L	SW846 8270C
Dimethyl phthalate	ND	1.0	ug/L	SW846 8270C
Acenaphthylene	ND	0.20	ug/L	SW846 8270C
2,6-Dinitrotoluene	ND	5.0	ug/L	SW846 8270C

(Continued on next page)

METHOD BLANK REPORT

GC/MS Semivolatiles

Client Lot #...: A7J090101 **Work Order #...:** J80VP1AA **Matrix.....:** WATER

PARAMETER	RESULT	REPORTING LIMIT	UNITS	METHOD
3-Nitroaniline	ND	2.0	ug/L	SW846 8270C
Acenaphthene	ND	0.20	ug/L	SW846 8270C
2,4-Dinitrophenol	ND	5.0	ug/L	SW846 8270C
4-Nitrophenol	ND	5.0	ug/L	SW846 8270C
Dibenzofuran	ND	1.0	ug/L	SW846 8270C
2,4-Dinitrotoluene	ND	5.0	ug/L	SW846 8270C
Diethyl phthalate	ND	1.0	ug/L	SW846 8270C
4-Chlorophenyl phenyl ether	ND	2.0	ug/L	SW846 8270C
Fluorene	ND	0.20	ug/L	SW846 8270C
4-Nitroaniline	ND	2.0	ug/L	SW846 8270C
4,6-Dinitro-2-methylphenol	ND	5.0	ug/L	SW846 8270C
N-Nitrosodiphenylamine	ND	1.0	ug/L	SW846 8270C
4-Bromophenyl phenyl ether	ND	2.0	ug/L	SW846 8270C
Hexachlorobenzene	ND	0.20	ug/L	SW846 8270C
Pentachlorophenol	ND	5.0	ug/L	SW846 8270C
Phenanthrene	ND	0.20	ug/L	SW846 8270C
Anthracene	ND	0.20	ug/L	SW846 8270C
Carbazole	ND	1.0	ug/L	SW846 8270C
Di-n-butyl phthalate	**0.62 J**	**1.0**	**ug/L**	**SW846 8270C**
Fluoranthene	ND	0.20	ug/L	SW846 8270C
Pyrene	ND	0.20	ug/L	SW846 8270C
Butyl benzyl phthalate	ND	1.0	ug/L	SW846 8270C
3,3'-Dichlorobenzidine	ND	5.0	ug/L	SW846 8270C
Benzo(a)anthracene	ND	0.20	ug/L	SW846 8270C
Chrysene	ND	0.20	ug/L	SW846 8270C
bis(2-Ethylhexyl) phthalate	**5.0 J**	**10**	**ug/L**	**SW846 8270C**
Di-n-octyl phthalate	ND	1.0	ug/L	SW846 8270C
Benzo(b)fluoranthene	ND	0.20	ug/L	SW846 8270C
Benzo(k)fluoranthene	ND	0.20	ug/L	SW846 8270C
Benzo(a)pyrene	ND	0.20	ug/L	SW846 8270C
Indeno(1,2,3-cd)pyrene	ND	0.20	ug/L	SW846 8270C
Dibenz(a,h)anthracene	ND	0.20	ug/L	SW846 8270C
Benzo(ghi)perylene	ND	0.20	ug/L	SW846 8270C

SURROGATE	PERCENT RECOVERY	RECOVERY LIMITS
Nitrobenzene-d5	87	(32 - 112)
2-Fluorobiphenyl	78	(30 - 110)
Terphenyl-d14	101	(51 - 135)
Phenol-d5	76	(10 - 117)
2-Fluorophenol	40	(19 - 108)

(Continued on next page)

METHOD BLANK REPORT

GC/MS Semivolatiles

Client Lot #...: A7J090101 **Work Order #...:** J80VP1AA **Matrix.....:** WATER

PARAMETER	RESULT	REPORTING LIMIT	UNITS	METHOD
2,4,6-Tribromophenol	69	(42 - 124)		

NOTE(S):

Calculations are performed before rounding to avoid round-off errors in calculated results.

J Estimated result. Result is less than RL.

Method Blank Outlier Report

Lab Reporting Batch : A7J090101 **Lab ID:** STLCAN

Analysis Method : 8270C **Analysis Date :** 10/20/2007

Preparation Type : 3520C **Preparation Date :** 10/15/2007

Method Blank Lab Sample ID : A7J150000152B **Preparation Batch :** 7288152

bis(2-Ethylhexyl) phthalate	Result	Reporting Limit	Units	Lab Qual	Comments
Method Blank Result:	5.0	10	ug/L	J	Common Contaminant

bis(2-Ethylhexyl) phthalate was qualified due to method blank contamination in the following associated samples:

Client Sample ID	Lab Sample ID	Dilution	Result	Lab Qual	Result Units
FWGEQUIPRINSE1-0556-G	A7J090101014	1	2.9	J B	ug/L
FWGLL11mw-007C-0529-G	A7J090101016	1	4.0	J B	ug/L
FWGLL1mw-078C-0535-GW	A7J090101003	1	1.8	J B	ug/L
FWGLL1mw-083C-0537-GW	A7J090101001	1	1.7	J B	ug/L
FWGLL2mw-059C-0538-GW	A7J090101006	1	1.7	J B	ug/L
FWGLL2mw-262C-0539-GW	A7J090101008	1	1.6	J B	ug/L
FWGLL2mw-263C-0540-GW	A7J090101010	1	3.9	J B	ug/L
FWGLL3mw-238C-0541-GW	A7J090101012	1	1.4	J B	ug/L
FWGLL3mw-242C-0542-GW	A7J090101018	1	3.4	J B	ug/L

Di-n-butyl phthalate	Result	Reporting Limit	Units	Lab Qual	Comments
Method Blank Result:	0.62	1.0	ug/L	J	Common Contaminant

Di-n-butyl phthalate contamination found in the method blank did not qualify any samples.

LABORATORY CONTROL SAMPLE EVALUATION REPORT

GC/MS Semivolatiles

Client Lot #...: A7J090101 **Work Order #...:** J80VP1AC **Matrix.....:** WATER
LCS Lot-Sample#: A7J150000-152
Prep Date.....: 10/15/07 **Analysis Date..:** 10/20/07
Prep Batch #...: 7288152
Dilution Factor: 1 **Final Wgt/Vol..:** 2 mL
Initial Wgt/Vol: 1000 mL

PARAMETER	PERCENT RECOVERY	RECOVERY LIMITS	METHOD
Benzoic acid	13 a	(30 - 136)	SW846 8270C
Benzyl alcohol	67	(29 - 115)	SW846 8270C
Phenol	**67**	**(30 - 115)**	**SW846 8270C**
bis(2-Chloroethyl)-ether	74	(30 - 115)	SW846 8270C
2-Chlorophenol	**62**	**(30 - 120)**	**SW846 8270C**
1,3-Dichlorobenzene	55	(30 - 120)	SW846 8270C
1,4-Dichlorobenzene	**54**	**(30 - 115)**	**SW846 8270C**
1,2-Dichlorobenzene	59	(30 - 120)	SW846 8270C
2-Methylphenol	70	(30 - 116)	SW846 8270C
bis(2-Chloroisopropyl) ether	72	(50 - 150)	SW846 8270C
4-Methylphenol	74	(31 - 115)	SW846 8270C
N-Nitrosodi-n-propyl-amine	**82**	**(30 - 132)**	**SW846 8270C**
Hexachloroethane	43	(30 - 120)	SW846 8270C
Nitrobenzene	74	(31 - 115)	SW846 8270C
Isophorone	89	(33 - 115)	SW846 8270C
2-Nitrophenol	70	(33 - 115)	SW846 8270C
2,4-Dimethylphenol	45	(31 - 120)	SW846 8270C
bis(2-Chloroethoxy) methane	76	(30 - 115)	SW846 8270C
2,4-Dichlorophenol	70	(34 - 115)	SW846 8270C
1,2,4-Trichloro-benzene	**55**	**(30 - 120)**	**SW846 8270C**
Naphthalene	63	(30 - 119)	SW846 8270C
4-Chloroaniline	67	(30 - 133)	SW846 8270C
Hexachlorobutadiene	42	(30 - 120)	SW846 8270C
4-Chloro-3-methylphenol	**80**	**(31 - 121)**	**SW846 8270C**
2-Methylnaphthalene	72	(32 - 115)	SW846 8270C
Hexachlorocyclopentadiene	3.6 a	(30 - 115)	SW846 8270C
2,4,6-Trichloro-phenol	81	(39 - 115)	SW846 8270C

(Continued on next page)

LABORATORY CONTROL SAMPLE EVALUATION REPORT

GC/MS Semivolatiles

Client Lot #...: A7J090101 **Work Order #...:** J80VP1AC **Matrix.....:** WATER
LCS Lot-Sample#: A7J150000-152

PARAMETER	PERCENT RECOVERY	RECOVERY LIMITS	METHOD
2,4,5-Trichloro-phenol	83	(36 - 135)	SW846 8270C
2-Chloronaphthalene	73	(35 - 115)	SW846 8270C
2-Nitroaniline	92	(36 - 140)	SW846 8270C
Dimethyl phthalate	89	(42 - 116)	SW846 8270C
Acenaphthylene	78	(37 - 115)	SW846 8270C
2,6-Dinitrotoluene	96	(43 - 122)	SW846 8270C
3-Nitroaniline	87	(30 - 138)	SW846 8270C
Acenaphthene	**74**	**(31 - 120)**	**SW846 8270C**
2,4-Dinitrophenol	38	(29 - 146)	SW846 8270C
4-Nitrophenol	**80**	**(30 - 138)**	**SW846 8270C**
Dibenzofuran	79	(40 - 115)	SW846 8270C
2,4-Dinitrotoluene	**96**	**(34 - 151)**	**SW846 8270C**
Diethyl phthalate	92	(43 - 132)	SW846 8270C
4-Chlorophenyl phenyl ether	86	(40 - 115)	SW846 8270C
Fluorene	80	(41 - 115)	SW846 8270C
4-Nitroaniline	87	(30 - 140)	SW846 8270C
4,6-Dinitro-2-methylphenol	71	(42 - 144)	SW846 8270C
N-Nitrosodiphenylamine	86	(35 - 124)	SW846 8270C
4-Bromophenyl phenyl ether	83	(43 - 118)	SW846 8270C
Hexachlorobenzene	81	(42 - 123)	SW846 8270C
Pentachlorophenol	**53**	**(30 - 150)**	**SW846 8270C**
Phenanthrene	78	(45 - 117)	SW846 8270C
Anthracene	81	(45 - 118)	SW846 8270C
Carbazole	85	(49 - 126)	SW846 8270C
Di-n-butyl phthalate	91	(46 - 123)	SW846 8270C
Fluoranthene	87	(47 - 132)	SW846 8270C
Pyrene	**86**	**(35 - 139)**	**SW846 8270C**
Butyl benzyl phthalate	92	(37 - 136)	SW846 8270C
3,3'-Dichlorobenzidine	53	(30 - 160)	SW846 8270C
Benzo(a)anthracene	81	(43 - 138)	SW846 8270C
Chrysene	82	(42 - 142)	SW846 8270C
bis(2-Ethylhexyl) phthalate	115	(30 - 154)	SW846 8270C

(Continued on next page)

LABORATORY CONTROL SAMPLE EVALUATION REPORT

GC/MS Semivolatiles

Client Lot #...: A7J090101 **Work Order #...:** J80VP1AC **Matrix.....:** WATER
LCS Lot-Sample#: A7J150000-152

PARAMETER	PERCENT RECOVERY	RECOVERY LIMITS	METHOD
Di-n-octyl phthalate	90	(36 - 151)	SW846 8270C
Benzo(b)fluoranthene	80	(31 - 146)	SW846 8270C
Benzo(k)fluoranthene	84	(40 - 127)	SW846 8270C
Benzo(a)pyrene	81	(38 - 144)	SW846 8270C
Indeno(1,2,3-cd)pyrene	83	(37 - 130)	SW846 8270C
Dibenz(a,h)anthracene	84	(38 - 130)	SW846 8270C
Benzo(ghi)perylene	83	(35 - 129)	SW846 8270C
Atrazine	110	(30 - 120)	SW846 8270C
Acetophenone	76	(30 - 120)	SW846 8270C
1,1'-Biphenyl	77	(30 - 120)	SW846 8270C
Caprolactam	90	(30 - 120)	SW846 8270C
Benzaldehyde	86	(30 - 120)	SW846 8270C
Aniline	55	(30 - 127)	SW846 8270C
N-Nitrosodimethylamine	71	(30 - 115)	SW846 8270C
Pyridine	69	(50 - 150)	SW846 8270C

SURROGATE	PERCENT RECOVERY	RECOVERY LIMITS
Nitrobenzene-d5	76	(32 - 112)
2-Fluorobiphenyl	79	(30 - 110)
Terphenyl-d14	96	(51 - 135)
Phenol-d5	69	(10 - 117)
2-Fluorophenol	34	(19 - 108)
2,4,6-Tribromophenol	81	(42 - 124)

NOTE(S):

Calculations are performed before rounding to avoid round-off errors in calculated results.

Bold print denotes control parameters

a Spiked analyte recovery is outside stated control limits.

Laboratory Control Sample / Laboratory Control Sample Duplicate Outlier Report

Method Batch : 7288152 **Analysis Method :** 8270C **Analysis Date :** 10/20/2007

Preparation Batch : 7288152 **Preparation Type :** 3520C **Preparation Date :** 10/15/2007

Lab Reporting Batch : A7J090101 **Lab ID:** STLCAN

LCS Lab Sample ID	Matrix	Analyte Name	Reported Values		Project Limits (Percent)			
			Percent Recovery	RPD	Rejection Point	Lower Limit	Upper Limit	RPD
A7J150000152C	AQ	Benzoic acid	13		30.00	30.00	136.00	30.00
		Hexachlorocyclopentadiene	3.6		30.00	30.00	115.00	30.00

Associated Samples

Client Sample ID	Lab Sample ID
FWGEQUIPRINSE1-0556-GW	A7J090101014
FWGLL11mw-007C-0529-GW	A7J090101016
FWGLL1mw-078C-0535-GW	A7J090101003
FWGLL1mw-083C-0537-GW	A7J090101001
FWGLL2mw-059C-0538-GW	A7J090101006
FWGLL2mw-262C-0539-GW	A7J090101008
FWGLL2mw-263C-0540-GW	A7J090101010
FWGLL3mw-238C-0541-GW	A7J090101012
FWGLL3mw-242C-0542-GW	A7J090101018

Scope of Data Qualification: The outlier in the LCS qualifies that analyte in all samples with the same Preparation Batch ID as the LCS

Project Number and Name: 030240.0005 - Ravenna GW

MATRIX SPIKE SAMPLE EVALUATION REPORT

GC/MS Semivolatiles

Client Lot #...: A7J090101 **Work Order #...:** J8G411A4-MS **Matrix.....:** WG
MS Lot-Sample #: A7J090101-001 J8G411A5-MSD
Date Sampled...: 10/08/07 11:35 **Date Received..:** 10/09/07
Prep Date.....: 10/15/07 **Analysis Date..:** 10/20/07
Prep Batch #...: 7288152
Dilution Factor: 1 **Initial Wgt/Vol:** 520 mL **Final Wgt/Vol..:** 2 mL

PARAMETER	PERCENT RECOVERY	RECOVERY LIMITS	RPD	RPD LIMITS	METHOD
Benzoic acid	42	(10 - 127)			SW846 8270C
	26	(10 - 127)	49	(0-99)	SW846 8270C
Phenol	**62**	**(10 - 116)**			**SW846 8270C**
	63	**(10 - 116)**	**1.7**	**(0-43)**	**SW846 8270C**
bis(2-Chloroethyl)-ether	65	(57 - 120)			SW846 8270C
	67	(57 - 120)	3.2	(0-51)	SW846 8270C
2-Chlorophenol	**54**	**(37 - 106)**			**SW846 8270C**
	60	**(37 - 106)**	**11**	**(0-43)**	**SW846 8270C**
1,3-Dichlorobenzene	49	(35 - 114)			SW846 8270C
	53	(35 - 114)	7.5	(0-89)	SW846 8270C
1,4-Dichlorobenzene	**48**	**(32 - 98)**			**SW846 8270C**
	52	**(32 - 98)**	**7.7**	**(0-36)**	**SW846 8270C**
1,2-Dichlorobenzene	53	(43 - 112)			SW846 8270C
	57	(43 - 112)	7.8	(0-85)	SW846 8270C
2-Methylphenol	61	(42 - 113)			SW846 8270C
	63	(42 - 113)	3.5	(0-73)	SW846 8270C
bis(2-Chloroisopropyl) ether	65	(53 - 122)			SW846 8270C
	66	(53 - 122)	2.7	(0-52)	SW846 8270C
4-Methylphenol	67	(29 - 122)			SW846 8270C
	65	(29 - 122)	3.3	(0-55)	SW846 8270C
N-Nitrosodi-n-propyl-amine	**73**	**(18 - 115)**			**SW846 8270C**
	70	**(18 - 115)**	**3.6**	**(0-36)**	**SW846 8270C**
Hexachloroethane	45	(28 - 94)			SW846 8270C
	49	(28 - 94)	8.8	(0-92)	SW846 8270C
Nitrobenzene	69	(56 - 125)			SW846 8270C
	70	(56 - 125)	0.90	(0-81)	SW846 8270C
Isophorone	83	(56 - 112)			SW846 8270C
	79	(56 - 112)	5.4	(0-50)	SW846 8270C
2-Nitrophenol	64	(51 - 131)			SW846 8270C
	65	(51 - 131)	0.06	(0-77)	SW846 8270C
2,4-Dimethylphenol	40	(28 - 109)			SW846 8270C
	36	(28 - 109)	9.8	(0-62)	SW846 8270C

(Continued on next page)

MATRIX SPIKE SAMPLE EVALUATION REPORT

GC/MS Semivolatiles

Client Lot #...: A7J090101 **Work Order #...:** J8G411A4-MS **Matrix.....:** WG
MS Lot-Sample #: A7J090101-001 J8G411A5-MSD

PARAMETER	PERCENT RECOVERY	RECOVERY LIMITS	RPD	RPD LIMITS	METHOD
bis(2-Chloroethoxy) methane	72	(57 - 114)			SW846 8270C
	68	(57 - 114)	6.5	(0-49)	SW846 8270C
2,4-Dichlorophenol	69	(52 - 121)			SW846 8270C
	64	(52 - 121)	7.9	(0-88)	SW846 8270C
1,2,4-Trichloro-benzene	**55**	**(22 - 110)**			**SW846 8270C**
	56	**(22 - 110)**	**0.75**	**(0-37)**	**SW846 8270C**
Naphthalene	61	(50 - 176)			SW846 8270C
	59	(50 - 176)	2.3	(0-52)	SW846 8270C
4-Chloroaniline	60	(15 - 109)			SW846 8270C
	55	(15 - 109)	10	(0-99)	SW846 8270C
Hexachlorobutadiene	46	(35 - 118)			SW846 8270C
	46	(35 - 118)	0.32	(0-56)	SW846 8270C
4-Chloro-3-methylphenol	**74**	**(47 - 111)**			**SW846 8270C**
	72	**(47 - 111)**	**3.1**	**(0-55)**	**SW846 8270C**
2-Methylnaphthalene	71	(45 - 119)			SW846 8270C
	69	(45 - 119)	3.9	(0-51)	SW846 8270C
Hexachlorocyclopenta-diene	91a	(10 - 98)			SW846 8270C
	0.0ap	(10 - 98)	200	(0-97)	SW846 8270C
2,4,6-Trichloro-phenol	76	(46 - 122)			SW846 8270C
	71	(46 - 122)	7.2	(0-98)	SW846 8270C
2,4,5-Trichloro-phenol	77	(45 - 125)			SW846 8270C
	72	(45 - 125)	6.2	(0-74)	SW846 8270C
2-Chloronaphthalene	71	(51 - 119)			SW846 8270C
	68	(51 - 119)	4.5	(0-51)	SW846 8270C
2-Nitroaniline	87	(48 - 125)			SW846 8270C
	86	(48 - 125)	1.1	(0-83)	SW846 8270C
Dimethyl phthalate	84	(25 - 127)			SW846 8270C
	83	(25 - 127)	0.71	(0-99)	SW846 8270C
Acenaphthylene	74	(49 - 111)			SW846 8270C
	70	(49 - 111)	4.5	(0-51)	SW846 8270C
2,6-Dinitrotoluene	92	(58 - 127)			SW846 8270C
	90	(58 - 127)	1.5	(0-82)	SW846 8270C

(Continued on next page)

MATRIX SPIKE SAMPLE EVALUATION REPORT

GC/MS Semivolatiles

Client Lot #...: A7J090101 **Work Order #...:** J8G411A4-MS **Matrix.....:** WG
MS Lot-Sample #: A7J090101-001 J8G411A5-MSD

PARAMETER	PERCENT RECOVERY	RECOVERY LIMITS	RPD	RPD LIMITS	METHOD
3-Nitroaniline	78	(19 - 126)			SW846 8270C
	81	(19 - 126)	4.2	(0-99)	SW846 8270C
Acenaphthene	**72**	**(26 - 118)**			**SW846 8270C**
	68	**(26 - 118)**	**5.6**	**(0-35)**	**SW846 8270C**
2,4-Dinitrophenol	53	(14 - 138)			SW846 8270C
	44	(14 - 138)	20	(0-99)	SW846 8270C
4-Nitrophenol	**72**	**(10 - 123)**			**SW846 8270C**
	63	**(10 - 123)**	**12**	**(0-34)**	**SW846 8270C**
Dibenzofuran	75	(51 - 117)			SW846 8270C
	73	(51 - 117)	3.7	(0-51)	SW846 8270C
2,4-Dinitrotoluene	**96**	**(31 - 131)**			**SW846 8270C**
	93	**(31 - 131)**	**2.6**	**(0-32)**	**SW846 8270C**
Diethyl phthalate	87	(41 - 118)			SW846 8270C
	87	(41 - 118)	0.40	(0-81)	SW846 8270C
4-Chlorophenyl phenyl ether	83	(51 - 118)			SW846 8270C
	81	(51 - 118)	1.4	(0-51)	SW846 8270C
Fluorene	75	(51 - 119)			SW846 8270C
	74	(51 - 119)	2.2	(0-51)	SW846 8270C
4-Nitroaniline	80	(20 - 122)			SW846 8270C
	79	(20 - 122)	2.3	(0-99)	SW846 8270C
4,6-Dinitro-2-methylphenol	70	(40 - 130)			SW846 8270C
	64	(40 - 130)	8.0	(0-99)	SW846 8270C
N-Nitrosodiphenylamine	80	(49 - 117)			SW846 8270C
	81	(49 - 117)	1.0	(0-51)	SW846 8270C
4-Bromophenyl phenyl ether	81	(51 - 119)			SW846 8270C
	81	(51 - 119)	0.88	(0-51)	SW846 8270C
Hexachlorobenzene	76	(48 - 123)			SW846 8270C
	80	(48 - 123)	5.2	(0-51)	SW846 8270C
Pentachlorophenol	**61**	**(38 - 137)**			**SW846 8270C**
	56	**(38 - 137)**	**7.7**	**(0-56)**	**SW846 8270C**
Phenanthrene	76	(52 - 117)			SW846 8270C
	77	(52 - 117)	2.3	(0-51)	SW846 8270C
Anthracene	77	(49 - 118)			SW846 8270C
	78	(49 - 118)	1.3	(0-51)	SW846 8270C
Carbazole	80	(48 - 119)			SW846 8270C
	84	(48 - 119)	3.8	(0-53)	SW846 8270C

(Continued on next page)

MATRIX SPIKE SAMPLE EVALUATION REPORT

GC/MS Semivolatiles

Client Lot #...: A7J090101 **Work Order #...:** J8G411A4-MS **Matrix.....:** WG
MS Lot-Sample #: A7J090101-001 J8G411A5-MSD

PARAMETER	PERCENT RECOVERY	RECOVERY LIMITS	RPD	RPD LIMITS	METHOD
Di-n-butyl phthalate	87	(41 - 121)			SW846 8270C
	90	(41 - 121)	4.2	(0-53)	SW846 8270C
Fluoranthene	82	(49 - 122)			SW846 8270C
	87	(49 - 122)	6.0	(0-53)	SW846 8270C
Pyrene	**83**	**(27 - 138)**			**SW846 8270C**
	87	**(27 - 138)**	**3.8**	**(0-31)**	**SW846 8270C**
Butyl benzyl phthalate	91	(41 - 127)			SW846 8270C
	92	(41 - 127)	1.6	(0-84)	SW846 8270C
3,3'-Dichlorobenzidine	41	(19 - 111)			SW846 8270C
	42	(19 - 111)	1.6	(0-99)	SW846 8270C
Benzo(a)anthracene	77	(48 - 115)			SW846 8270C
	79	(48 - 115)	1.8	(0-51)	SW846 8270C
Chrysene	79	(49 - 118)			SW846 8270C
	83	(49 - 118)	5.3	(0-52)	SW846 8270C
bis(2-Ethylhexyl) phthalate	99	(43 - 128)			SW846 8270C
	95	(43 - 128)	4.2	(0-84)	SW846 8270C
Di-n-octyl phthalate	86	(39 - 144)			SW846 8270C
	88	(39 - 144)	2.3	(0-89)	SW846 8270C
Benzo(b)fluoranthene	74	(44 - 123)			SW846 8270C
	79	(44 - 123)	6.4	(0-54)	SW846 8270C
Benzo(k)fluoranthene	83	(46 - 123)			SW846 8270C
	86	(46 - 123)	4.2	(0-53)	SW846 8270C
Benzo(a)pyrene	77	(44 - 122)			SW846 8270C
	80	(44 - 122)	3.6	(0-51)	SW846 8270C
Indeno(1,2,3-cd)pyrene	79	(39 - 126)			SW846 8270C
	83	(39 - 126)	5.6	(0-59)	SW846 8270C
Dibenz(a,h)anthracene	79	(45 - 127)			SW846 8270C
	82	(45 - 127)	4.4	(0-57)	SW846 8270C
Benzo(ghi)perylene	79	(44 - 122)			SW846 8270C
	83	(44 - 122)	3.9	(0-55)	SW846 8270C
NTC Atrazine	103	(30 - 120)			SW846 8270C
	104	(30 - 120)	1.6	(0-20)	SW846 8270C
NTC Benzaldehyde	72	(30 - 120)			SW846 8270C
	59	(30 - 120)	20	(0-20)	SW846 8270C
NTC Acetophenone	67	(30 - 120)			SW846 8270C
	65	(30 - 120)	2.0	(0-20)	SW846 8270C
NTC 1,1'-Biphenyl	70	(30 - 120)			SW846 8270C
	67	(30 - 120)	4.3	(0-20)	SW846 8270C
NTC Caprolactam	30	(30 - 120)			SW846 8270C
	14 a	(30 - 120)	8.4	(0-20)	SW846 8270C

NTC= not target compound

DW 12/4/09

(Continued on next page)

MATRIX SPIKE SAMPLE EVALUATION REPORT

GC/MS Semivolatiles

Client Lot #...: A7J090101 **Work Order #...:** J8G411A4-MS **Matrix.....:** WG
MS Lot-Sample #: A7J090101-001 J8G411A5-MSD

SURROGATE	PERCENT RECOVERY	RECOVERY LIMITS
Nitrobenzene-d5	72	(32 - 112)
	71	(32 - 112)
2-Fluorobiphenyl	70	(30 - 110)
	69	(30 - 110)
Terphenyl-d14	87	(51 - 135)
	92	(51 - 135)
Phenol-d5	63	(10 - 117)
	63	(10 - 117)
2-Fluorophenol	30	(19 - 108)
	49	(19 - 108)
2,4,6-Tribromophenol	77	(42 - 124)
	75	(42 - 124)

NOTE(S):

Calculations are performed before rounding to avoid round-off errors in calculated results.

Bold print denotes control parameters

a *Spiked analyte recovery is outside stated control limits.*

p Relative percent difference (RPD) is outside stated control limits.

Matrix Spike / Matrix Spike Duplicate Recovery and RPD Outlier Report

Method Batch : 7288152 **Analysis Method :** 8270C **Analysis Date :** 10/20/2007

Preparation Batch : 7288152 **Preparation Type :** 3520C **Preparation Date :** 10/15/2007

Lab Reporting Batch : A7J090101 **Lab ID:** STLCAN

Client Sample ID	Lab Sample ID	Matrix	Analyte Name	Reported *		Project Limits (Percent)			
				Percent Recovery	RPD	Rejection Point**	Lower Limit	Upper Limit	RPD
FWGLL1mw-083C-0537-	A7J090101001S	AQ	2,4-Dimethylphenol	40		0.00	45.00	135.00	20.00
			3,3'-Dichlorobenzidine	41		0.00	45.00	135.00	20.00
			Benzoic acid	42		0.00	45.00	135.00	20.00
			Hexachlorocyclopentadiene	9.1		0.00	45.00	135.00	20.00
FWGLL1mw-083C-0537-	A7J090101001D		2,4-Dimethylphenol	36		0.00	45.00	135.00	20.00
			2,4-Dinitrophenol	44		0.00	45.00	135.00	20.00
			3,3'-Dichlorobenzidine	42		0.00	45.00	135.00	20.00
			Benzoic acid	26	49	0.00	45.00	135.00	20.00
			Hexachlorocyclopentadiene	0.0	200	0.00	45.00	135.00	20.00

Associated Samples: Parent sample only	
Client Sample ID	**Lab Sample ID**
FWGLL1mw-083C-0537-GW	A7J090101001

2,4-Dimethylphenol, 2,4-Dinitrophenol, 3,3'-Dichlorobenzidine had no other QC outliers therefore no goals made:

+tw 12/6/07

* Only those Percent Recovery and/or RPD values outside project limits are listed in this report.
** Metal are also assessed against an upper rejection point of 150 percent for waters and 200 percent for soils and sediments

Project Number and Name: ***030240.0005 - Ravenna GW***

PESTICIDE DATA

Environmental Quality Mgt., Inc.

Client Sample ID: FWGLL1mw-083C-0537-GW

GC Semivolatiles

Lot-Sample #...: A7J090101-001 Work Order #...: J8G411AD Matrix.....: WG
Date Sampled...: 10/08/07 11:35 Date Received..: 10/09/07
Prep Date.....: 10/10/07 Analysis Date..: 10/24/07
Prep Batch #...: 7283017
Dilution Factor: 20 Initial Wgt/Vol: 1000 mL Final Wgt/Vol..: 5 mL
Method.....: SW846 8081A

PARAMETER	RESULT	REPORTING LIMIT	UNITS	MDL
alpha-BHC	ND	0.60	ug/L	0.12
beta-BHC	ND	0.60	ug/L	0.14
delta-BHC	ND	0.60	ug/L	0.13
gamma-BHC (Lindane)	ND	0.60	ug/L	0.12
Heptachlor	ND	0.60	ug/L	0.12
Aldrin	ND	0.60	ug/L	0.12
Heptachlor epoxide	ND	0.60	ug/L	0.13
Endosulfan I	ND	0.50	ug/L	0.14
Dieldrin	ND	0.60	ug/L	0.13
4,4'-DDE	ND	0.60	ug/L	0.15
Endrin	ND	0.60	ug/L	0.15
Endosulfan II	ND	0.50	ug/L	0.14
4,4'-DDD	ND	0.60	ug/L	0.17
Endosulfan sulfate	ND	0.60	ug/L	0.17
4,4'-DDT	ND	0.60	ug/L	0.17
Methoxychlor	ND	2.0	ug/L	0.20
Endrin ketone	ND	0.60	ug/L	0.26
Endrin aldehyde	ND	0.60	ug/L	0.18
alpha-Chlordane	ND	0.60	ug/L	0.15
gamma-Chlordane	ND	0.60	ug/L	0.13
Toxaphene	ND	40	ug/L	6.6

SURROGATE	PERCENT RECOVERY	RECOVERY LIMITS
Tetrachloro-m-xylene	107 DIL	(39 - 130)
Decachlorobiphenyl	92 DIL	(10 - 147)

NOTE(S):

DIL The concentration is estimated or not reported due to dilution or the presence of interfering analytes.

Elevated reporting limits. The reporting limits are elevated due to matrix interference.

Environmental Quality Mgt., Inc.

Client Sample ID: FWGLL1mw-078C-0535-GW

GC Semivolatiles

Lot-Sample #...: A7J090101-003 **Work Order #...:** J8G451AD **Matrix.....:** WG
Date Sampled...: 10/08/07 15:05 **Date Received..:** 10/09/07
Prep Date.....: 10/10/07 **Analysis Date..:** 10/17/07
Prep Batch #...: 7283017
Dilution Factor: 1 **Initial Wgt/Vol:** 1040 mL **Final Wgt/Vol..:** 5 mL
Method.....: SW846 8081A

PARAMETER	RESULT	REPORTING LIMIT	UNITS	MDL
alpha-BHC	ND	0.030	ug/L	0.0062
beta-BHC	ND	0.030	ug/L	0.0068
delta-BHC	ND	0.030	ug/L	0.0064
gamma-BHC (Lindane)	ND	0.030	ug/L	0.0062
Heptachlor	ND	0.030	ug/L	0.0062
Aldrin	ND	0.030	ug/L	0.0061
Heptachlor epoxide	ND	0.030	ug/L	0.0065
Endosulfan I	ND	0.025	ug/L	0.0072
Dieldrin	ND	0.030	ug/L	0.0067
4,4'-DDE	ND	0.030	ug/L	0.0076
Endrin	ND	0.030	ug/L	0.0074
Endosulfan II	ND	0.025	ug/L	0.0072
4,4'-DDD	ND	0.030	ug/L	0.0085
Endosulfan sulfate	ND	0.030	ug/L	0.0083
4,4'-DDT	ND	0.030	ug/L	0.0086
Methoxychlor	ND	0.10	ug/L	0.010
Endrin ketone	ND	0.030	ug/L	0.013
Endrin aldehyde	ND	0.030	ug/L	0.0091
alpha-Chlordane	ND	0.030	ug/L	0.0073
gamma-Chlordane	ND	0.030	ug/L	0.0065
Toxaphene	ND	2.0	ug/L	0.33

SURROGATE	PERCENT RECOVERY	RECOVERY LIMITS
Tetrachloro-m-xylene	101	(39 - 130)
Decachlorobiphenyl	83	(10 - 147)

Environmental Quality Mgt., Inc.

Client Sample ID: FWGLL2mw-059C-0538-GW

GC Semivolatiles

Lot-Sample #...: A7J090101-006 **Work Order #...:** J8G5L1AD **Matrix.....:** WG
Date Sampled...: 10/08/07 10:40 **Date Received..:** 10/09/07
Prep Date.....: 10/10/07 **Analysis Date..:** 10/23/07
Prep Batch #...: 7283017
Dilution Factor: 1 **Initial Wgt/Vol:** 880 mL **Final Wgt/Vol..:** 5 mL
Method.....: SW846 8081A

PARAMETER	RESULT	REPORTING LIMIT	UNITS	MDL
alpha-BHC	ND	0.030	ug/L	0.0062
beta-BHC	**0.021 J**	**0.030**	**ug/L**	**0.0068**
delta-BHC	ND	0.030	ug/L	0.0064
gamma-BHC (Lindane)	ND	0.030	ug/L	0.0062
Heptachlor	ND	0.030	ug/L	0.0062
Aldrin	ND	0.030	ug/L	0.0061
Heptachlor epoxide	ND	0.030	ug/L	0.0065
Endosulfan I	ND	0.025	ug/L	0.0072
Dieldrin	ND	0.030	ug/L	0.0067
4,4'-DDE	ND	0.030	ug/L	0.0076
Endrin	ND	0.030	ug/L	0.0074
Endosulfan II	ND	0.025	ug/L	0.0072
4,4'-DDD	ND	0.030	ug/L	0.0085
Endosulfan sulfate	ND	0.030	ug/L	0.0083
4,4'-DDT	ND	0.030	ug/L	0.0086
Methoxychlor	ND	0.10	ug/L	0.010
Endrin ketone	ND	0.030	ug/L	0.013
Endrin aldehyde	ND	0.030	ug/L	0.0091
alpha-Chlordane	ND	0.030	ug/L	0.0073
gamma-Chlordane	ND	0.030	ug/L	0.0065
Toxaphene	ND	2.0	ug/L	0.33

SURROGATE	PERCENT RECOVERY	RECOVERY LIMITS
Tetrachloro-m-xylene	104	(39 - 130)
Decachlorobiphenyl	91	(10 - 147)

NOTE(S):

J Estimated result. Result is less than RL.

Environmental Quality Mgt., Inc.

Client Sample ID: FWGLL2mw-262C-0539-GW

GC Semivolatiles

Lot-Sample #...: A7J090101-008 **Work Order #...:** J8G5N1AD **Matrix.....:** WG
Date Sampled...: 10/08/07 12:20 **Date Received..:** 10/09/07
Prep Date.....: 10/10/07 **Analysis Date..:** 10/17/07
Prep Batch #...: 7283017
Dilution Factor: 1 **Initial Wgt/Vol:** 920 mL **Final Wgt/Vol..:** 5 mL
Method.....: SW846 8081A

PARAMETER	RESULT	REPORTING LIMIT	UNITS	MDL
alpha-BHC	ND	0.030	ug/L	0.0062
beta-BHC	**0.011 J**	**0.030**	**ug/L**	**0.0068**
delta-BHC	ND	0.030	ug/L	0.0064
gamma-BHC (Lindane)	ND	0.030	ug/L	0.0062
Heptachlor	ND	0.030	ug/L	0.0062
Aldrin	ND	0.030	ug/L	0.0061
Heptachlor epoxide	ND	0.030	ug/L	0.0065
Endosulfan I	*ND*	*0.025*	*ug/L*	*0.0072*
Dieldrin	ND	0.030	ug/L	0.0067
4,4'-DDE	ND	0.030	ug/L	0.0076
Endrin	ND	0.030	ug/L	0.0074
Endosulfan II	ND	0.025	ug/L	0.0072
4,4'-DDD	ND	0.030	ug/L	0.0085
Endosulfan sulfate	ND	0.030	ug/L	0.0083
4,4'-DDT	ND	0.030	ug/L	0.0086
Methoxychlor	ND	0.10	ug/L	0.010
Endrin ketone	ND	0.030	ug/L	0.013
Endrin aldehyde	*ND*	*0.030*	*ug/L*	*0.0091*
alpha-Chlordane	ND	0.030	ug/L	0.0073
gamma-Chlordane	ND	0.030	ug/L	0.0065
Toxaphene	ND	2.0	ug/L	0.33

SURROGATE	PERCENT RECOVERY	RECOVERY LIMITS
Tetrachloro-m-xylene	110	(39 - 130)
Decachlorobiphenyl	146	(10 - 147)

NOTE(S):

J Estimated result. Result is less than RL.

Environmental Quality Mgt., Inc.

Client Sample ID: **FWGLL2mw-263C-0540-GW**

GC Semivolatiles

Lot-Sample #...: A7J090101-010 **Work Order #...:** J8G5T1AD **Matrix.....:** WG
Date Sampled...: 10/08/07 14:00 **Date Received..:** 10/09/07
Prep Date.....: 10/10/07 **Analysis Date..:** 10/17/07
Prep Batch #...: 7283017
Dilution Factor: 1 **Initial Wgt/Vol:** 940 mL **Final Wgt/Vol..:** 5 mL
Method.....: SW846 8081A

PARAMETER	RESULT	REPORTING LIMIT	UNITS	MDL
alpha-BHC	ND	0.030	ug/L	0.0062
beta-BHC	**0.0070 J**	**0.030**	**ug/L**	**0.0068**
delta-BHC	ND	0.030	ug/L	0.0064
gamma-BHC (Lindane)	ND	0.030	ug/L	0.0062
Heptachlor	ND	0.030	ug/L	0.0062
Aldrin	ND	0.030	ug/L	0.0061
Heptachlor epoxide	ND	0.030	ug/L	0.0065
Endosulfan I	ND	0.025	ug/L	0.0072
Dieldrin	ND	0.030	ug/L	0.0067
4,4'-DDE	ND	0.030	ug/L	0.0076
Endrin	ND	0.030	ug/L	0.0074
Endosulfan II	ND	0.025	ug/L	0.0072
4,4'-DDD	ND	0.030	ug/L	0.0085
Endosulfan sulfate	ND	0.030	ug/L	0.0083
4,4'-DDT	ND	0.030	ug/L	0.0086
Methoxychlor	ND	0.10	ug/L	0.010
Endrin ketone	ND	0.030	ug/L	0.013
Endrin aldehyde	ND	0.030	ug/L	0.0091
alpha-Chlordane	ND	0.030	ug/L	0.0073
gamma-Chlordane	ND	0.030	ug/L	0.0065
Toxaphene	ND	2.0	ug/L	0.33

SURROGATE	PERCENT RECOVERY	RECOVERY LIMITS
Tetrachloro-m-xylene	95	(39 - 130)
Decachlorobiphenyl	84	(10 - 147)

NOTE(S):

J Estimated result. Result is less than RL.

Environmental Quality Mgt., Inc.

Client Sample ID: FWGLL3mw-238C-0541-GW

GC Semivolatiles

Lot-Sample #...: A7J090101-012 **Work Order #...:** J8G5X1AD **Matrix.....:** WG
Date Sampled...: 10/08/07 15:15 **Date Received..:** 10/09/07
Prep Date.....: 10/10/07 **Analysis Date..:** 10/24/07
Prep Batch #...: 7283017
Dilution Factor: 50 **Initial Wgt/Vol:** 880 mL **Final Wgt/Vol..:** 5 mL
Method.....: SW846 8081A

PARAMETER	RESULT	REPORTING LIMIT	UNITS	MDL
alpha-BHC	ND	1.5	ug/L	0.31
beta-BHC	ND	1.5	ug/L	0.34
delta-BHC	ND	1.5	ug/L	0.32
gamma-BHC (Lindane)	ND	1.5	ug/L	0.31
Heptachlor	ND	1.5	ug/L	0.31
Aldrin	ND	1.5	ug/L	0.30
Heptachlor epoxide	ND	1.5	ug/L	0.32
Endosulfan I	ND	1.2	ug/L	0.36
Dieldrin	ND	1.5	ug/L	0.34
4,4'-DDE	ND	1.5	ug/L	0.38
Endrin	ND	1.5	ug/L	0.37
Endosulfan II	ND	1.2	ug/L	0.36
4,4'-DDD	ND	1.5	ug/L	0.42
Endosulfan sulfate	ND	1.5	ug/L	0.42
4,4'-DDT	ND	1.5	ug/L	0.43
Methoxychlor	ND	5.0	ug/L	0.50
Endrin ketone	ND	1.5	ug/L	0.65
Endrin aldehyde	ND	1.5	ug/L	0.46
alpha-Chlordane	ND	1.5	ug/L	0.36
gamma-Chlordane	ND	1.5	ug/L	0.32
Toxaphene	ND	100	ug/L	16

SURROGATE	PERCENT RECOVERY	RECOVERY LIMITS
Tetrachloro-m-xylene	117 DIL	(39 - 130)
Decachlorobiphenyl	72 DIL	(10 - 147)

NOTE(S):

DIL The concentration is estimated or not reported due to dilution or the presence of interfering analytes.

Elevated reporting limits. The reporting limits are elevated due to matrix interference.

Environmental Quality Mgt., Inc.

Client Sample ID: FWGEQUIPRINSE1-0556-GW

GC Semivolatiles

Lot-Sample #...: A7J090101-014 **Work Order #...:** J8G521AD **Matrix.....:** WQ
Date Sampled...: 10/08/07 16:10 **Date Received..:** 10/09/07
Prep Date.....: 10/10/07 **Analysis Date..:** 10/17/07
Prep Batch #...: 7283017
Dilution Factor: 1 **Initial Wgt/Vol:** 1050 mL **Final Wgt/Vol..:** 5 mL
Method.....: SW846 8081A

PARAMETER	RESULT	REPORTING LIMIT	UNITS	MDL
alpha-BHC	ND	0.030	ug/L	0.0062
beta-BHC	ND	0.030	ug/L	0.0068
delta-BHC	ND	0.030	ug/L	0.0064
gamma-BHC (Lindane)	ND	0.030	ug/L	0.0062
Heptachlor	ND	0.030	ug/L	0.0062
Aldrin	ND	0.030	ug/L	0.0061
Heptachlor epoxide	ND	0.030	ug/L	0.0065
Endosulfan I	ND	0.025	ug/L	0.0072
Dieldrin	ND	0.030	ug/L	0.0067
4,4'-DDE	ND	0.030	ug/L	0.0076
Endrin	ND	0.030	ug/L	0.0074
Endosulfan II	ND	0.025	ug/L	0.0072
4,4'-DDD	ND	0.030	ug/L	0.0085
Endosulfan sulfate	ND	0.030	ug/L	0.0083
4,4'-DDT	ND	0.030	ug/L	0.0086
Methoxychlor	ND	0.10	ug/L	0.010
Endrin ketone	ND	0.030	ug/L	0.013
Endrin aldehyde	ND	0.030	ug/L	0.0091
alpha-Chlordane	ND	0.030	ug/L	0.0073
gamma-Chlordane	ND	0.030	ug/L	0.0065
Toxaphene	ND	2.0	ug/L	0.33

SURROGATE	PERCENT RECOVERY	RECOVERY LIMITS
Tetrachloro-m-xylene	110	(39 - 130)
Decachlorobiphenyl	138	(10 - 147)

Environmental Quality Mgt., Inc.

Client Sample ID: FWGLL11mw-007C-0529-GW

GC Semivolatiles

Lot-Sample #...: A7J090101-016 **Work Order #...:** J8G541AD **Matrix.....:** WG
Date Sampled...: 10/08/07 12:35 **Date Received..:** 10/09/07
Prep Date.....: 10/10/07 **Analysis Date..:** 10/17/07
Prep Batch #...: 7283017
Dilution Factor: 1 **Initial Wgt/Vol:** 1030 mL **Final Wgt/Vol..:** 5 mL
Method.....: SW846 8081A

PARAMETER	RESULT	REPORTING LIMIT	UNITS	MDL
alpha-BHC	ND	0.030	ug/L	0.0062
beta-BHC	ND	0.030	ug/L	0.0068
delta-BHC	ND	0.030	ug/L	0.0064
gamma-BHC (Lindane)	ND	0.030	ug/L	0.0062
Heptachlor	ND	0.030	ug/L	0.0062
Aldrin	ND	0.030	ug/L	0.0061
Heptachlor epoxide	ND	0.030	ug/L	0.0065
Endosulfan I	ND	0.025	ug/L	0.0072
Dieldrin	ND	0.030	ug/L	0.0067
4,4'-DDE	ND	0.030	ug/L	0.0076
Endrin	ND	0.030	ug/L	0.0074
Endosulfan II	ND	0.025	ug/L	0.0072
4,4'-DDD	ND	0.030	ug/L	0.0085
Endosulfan sulfate	ND	0.030	ug/L	0.0083
4,4'-DDT	ND	0.030	ug/L	0.0086
Methoxychlor	ND	0.10	ug/L	0.010
Endrin ketone	ND	0.030	ug/L	0.013
Endrin aldehyde	ND	0.030	ug/L	0.0091
alpha-Chlordane	**0.015 J**	**0.030**	**ug/L**	**0.0073**
gamma-Chlordane	ND	0.030	ug/L	0.0065
Toxaphene	ND	2.0	ug/L	0.33

SURROGATE	PERCENT RECOVERY	RECOVERY LIMITS
Tetrachloro-m-xylene	105	(39 - 130)
Decachlorobiphenyl	74	(10 - 147)

NOTE(S):

J Estimated result. Result is less than RL.

Environmental Quality Mgt., Inc.

Client Sample ID: FWGLL3mw-242C-0542-GW

GC Semivolatiles

Lot-Sample #...: A7J090101-018 **Work Order #...:** J8G561AD **Matrix.....:** WG
Date Sampled...: 10/08/07 14:58 **Date Received..:** 10/09/07
Prep Date.....: 10/10/07 **Analysis Date..:** 10/17/07
Prep Batch #...: 7283017
Dilution Factor: 1 **Initial Wgt/Vol:** 1050 mL **Final Wgt/Vol..:** 5 mL
Method.....: SW846 8081A

PARAMETER	RESULT	REPORTING LIMIT	UNITS	MDL
alpha-BHC	ND	0.030	ug/L	0.0062
beta-BHC	ND	0.030	ug/L	0.0068
delta-BHC	ND	0.030	ug/L	0.0064
gamma-BHC (Lindane)	ND	0.030	ug/L	0.0062
Heptachlor	ND	0.030	ug/L	0.0062
Aldrin	ND	0.030	ug/L	0.0061
Heptachlor epoxide	ND	0.030	ug/L	0.0065
Endosulfan I	ND	0.025	ug/L	0.0072
Dieldrin	ND	0.030	ug/L	0.0067
4,4'-DDE	ND	0.030	ug/L	0.0076
Endrin	ND	0.030	ug/L	0.0074
Endosulfan II	ND	0.025	ug/L	0.0072
4,4'-DDD	ND	0.030	ug/L	0.0085
Endosulfan sulfate	ND	0.030	ug/L	0.0083
4,4'-DDT	ND	0.030	ug/L	0.0086
Methoxychlor	ND	0.10	ug/L	0.010
Endrin ketone	ND	0.030	ug/L	0.013
Endrin aldehyde	ND	0.030	ug/L	0.0091
alpha-Chlordane	**0.012 J**	**0.030**	**ug/L**	**0.0073**
gamma-Chlordane	ND	0.030	ug/L	0.0065
Toxaphene	ND	2.0	ug/L	0.33

SURROGATE	PERCENT RECOVERY	RECOVERY LIMITS
Tetrachloro-m-xylene	95	(39 - 130)
Decachlorobiphenyl	118	(10 - 147)

NOTE(S):

J Estimated result. Result is less than RL.

FORM 8
PESTICIDES ANALYTICAL SEQUENCE

Lab Name: TESTAMERICA-NORTH CANTON Contract:

Lab Code: TALCAN Case No.: SAS No.: SDG No.: A7J090101

GC Column: CLP PESTICIDES II ID: 0.53 (mm) Init. Calib. Date(s): 10/01/07 10/04/07

Instrument ID: A2HP9

THE ANALYTICAL SEQUENCE OF PERFORMANCE EVALUATION MIXTURES, BLANKS, SAMPLES, AND STANDARDS IS GIVEN BELOW:

	MEAN SURROGATE RT FROM INITIAL CALIBRATION						
	CLIENT SAMPLE NO.	LAB SAMPLE ID	DATE ANALYZED	TIME ANALYZED	RT	#	RT	#
01		TOX3 E080	10/17/07	0411				
02		PEM 3163	10/17/07	1521				
03		AB3 E113	10/17/07	1758				
04		MRL	10/17/07	1820				
05	FWGLL1MW-078	J8G451AD	10/17/07	1950				
06	FWGLL2MW-262	J8G5N1AD	10/17/07	2034				
07	FWGLL2MW-263	J8G5T1AD	10/17/07	2057				
08	FWGEQUIPRINS	J8G521AD	10/17/07	2141				
09	FWGLL11MW-00	J8G541AD	10/17/07	2204				
10	FWGLL3MW-242	J8G561AD	10/17/07	2226				
11	J8KLNBLK	J8KLN1AA	10/17/07	2248				
12	J8KLNCHK	J8KLN1AC	10/17/07	2311				
13		TOX3 E080	10/17/07	2333				
14		PEM E163	10/18/07	0018				
15		AB3 E113	10/18/07	0040				
16		MRL	10/18/07	0103				
17								
18								
19								
20								
21								
22								
23								
24								
25								
26								
27								
28								
29								
30								
31								
32								

QC LIMITS

Column used to flag retention time values with an asterisk.
* Values outside of QC limits.

STL North Canton

CONTINUING CALIBRATION COMPOUNDS

Instrument ID: a2hp9.i Injection Date: 17-OCT-2007 04:11
Lab File ID: 025F2501.D Init. Cal. Date(s): 01-OCT-2007 04-OCT-2007
Analysis Type: Init. Cal. Times: 13:03 14:47
Lab Sample ID: TOX3 E080 Quant Type: ESTD
Method: \\cansvr11\dd\chem\GCS\a2hp9.i\71016-1.b\PEST9.m

COMPOUND	RRF / AMOUNT	RF0.025	CCAL RRF0.025	MIN RRF	%D / %DRIFT	MAX %D / %DRIFT	CURVE TYPE	
24 Toxaphene(1)	456274	481422	481422	0.010	-5.51159	15.00000	Averaged	
(2)	874679	863428	863428	0.010	1.28627	15.00000	Averaged	
(3)	1097881	1054201	1054201	0.010	3.97861	15.00000	Averaged	
(4)	654129	640040	640040	0.010	2.15381	15.00000	Averaged	
(5)	475311	335799	335799	0.010	29.35169	15.00000	Averaged	<-

avg = 8.456

Average %D / Drift Results.

Calculated Average %D/Drift = 8.45639
Maximun Average %D/Drift = 15.00000
* Passed Average %D/Drift Test.

STL North Canton

CONTINUING CALIBRATION COMPOUNDS

Instrument ID: a2hp9.i Injection Date: 17-OCT-2007 04:11
Lab File ID: 025F2501.D Init. Cal. Date(s): 01-OCT-2007 04-OCT-2007
Analysis Type: Init. Cal. Times: 13:03 14:47
Lab Sample ID: TOX3 E080 Quant Type: ESTD
Method: \\cansvr11\dd\chem\GCS\a2hp9.i\71016-1.b\PEST9.m\PEST9r.m

COMPOUND	RRF / AMOUNT	RF0.025	CCAL RRF0.025	MIN RRF	%D / %DRIFT	MAX %D / %DRIFT	CURVE TYPE
23 Toxaphene (1)	3009015	3366633	3366633	0.010	-11.88490	15.00000	Averaged
(2)	2839421	2573788	2573788	0.010	9.35519	15.00000	Averaged
(3)	4566523	3995449	3995449	0.010	12.50567	15.00000	Averaged
(4)	2627495	2244999	2244999	0.010	14.55744	15.00000	Averaged
(5)	1894651	1612677	1612677	0.010	14.88264	15.00000	Averaged

Average %D / Drift Results.	
Calculated Average %D/Drift =	12.63717
Maximun Average %D/Drift =	15.00000
* Passed Average %D/Drift Test.	

STL North Canton

CONTINUING CALIBRATION COMPOUNDS

Instrument ID: a2hp9.i Injection Date: 17-OCT-2007 17:58
Lab File ID: 062F6201.D Init. Cal. Date(s): 01-OCT-2007 04-OCT-2007
Analysis Type: Init. Cal. Times: 13:03 14:47
Lab Sample ID: AB3 E113 Quant Type: ESTD
Method: \\cansvr11\dd\chem\GCS\a2hp9.i\71016-1.b\PEST9.m

COMPOUND	RRF / AMOUNT	RF0.025	CCAL RRF0.025	MIN RRF	%D / %DRIFT	MAX %D / %DRIFT	CURVE TYPE	
$ 1 Tetrachloro-m-xylene	91987461	96449920	96449920	0.000	-4.85116	15.00000	Averaged	
4 alpha-BHC	141157743	163858440	163858440	0.010	-16.08179	15.00000	Averaged	<-
5 gamma-BHC (Lindane)	76335824	93344200	93344200	0.010	-22.28099	15.00000	Averaged	<-
6 beta-BHC	50066773	59118080	59118080	0.010	-18.07847	15.00000	Averaged	<-
7 delta-BHC	120436771	131126880	131126880	0.010	-8.87612	15.00000	Averaged	
8 Heptachlor	96911877	131145320	131145320	0.010	-35.32430	15.00000	Averaged	<-
10 Aldrin	132085201	150575040	150575040	0.010	-13.99842	15.00000	Averaged	
12 Heptachlor epoxide	108539614	134682800	134682800	0.010	-24.08631	15.00000	Averaged	<-
13 gamma-Chlordane	107196705	130089520	130089520	0.010	-21.35589	15.00000	Averaged	<-
14 alpha-Chlordane	112167462	132755680	132755680	0.010	-18.35489	15.00000	Averaged	<-
15 Endosulfan I	107873528	130884520	130884520	0.010	-21.33145	15.00000	Averaged	<-
16 4,4'-DDE	119713142	136237000	136237000	0.010	-13.80288	15.00000	Averaged	
17 Dieldrin	112731263	136833080	136833080	0.010	-21.37989	15.00000	Averaged	<-
18 Endrin	96365761	126764520	126764520	0.010	-31.54519	15.00000	Averaged	<-
20 4,4'-DDD	72841078	93230200	93230200	0.010	-27.99124	15.00000	Averaged	<-
22 Endosulfan II	88823736	111399000	111399000	0.010	-25.41580	15.00000	Averaged	<-
23 4,4'-DDT	69783213	73924320	73924320	0.010	-5.93425	15.00000	Averaged	
25 Endrin aldehyde	63846080	75475200	75475200	0.010	-18.21431	15.00000	Averaged	<-
27 Methoxychlor	34681649	38395560	38395560	0.010	-10.70858	15.00000	Averaged	
28 Endosulfan sulfate	76108387	83475800	83475800	0.010	-9.68016	15.00000	Averaged	
29 Endrin ketone	76988383	85623960	85623960	0.010	-11.21673	15.00000	Averaged	
$ 30 Decachlorobiphenyl	70260102	78463000	78463000	0.010	-11.67504	15.00000	Averaged	

Average %D / Drift Results.	
Calculated Average %D/Drift =	17.82654
Maximun Average %D/Drift =	15.00000
* Failed Average %D/Drift Test.	

$\frac{375.65766}{20} = 18.783$

STL North Canton

CONTINUING CALIBRATION COMPOUNDS

Instrument ID: a2hp9.i
Lab File ID: 062F6201.D
Analysis Type:
Lab Sample ID: AB3 E113
Method: \\cansvr11\dd\chem\GCS\a2hp9.i\71016-1.b\PEST9.m\PEST9r.m

Injection Date: 17-OCT-2007 17:58
Init. Cal. Date(s): 01-OCT-2007 04-OCT-2007
Init. Cal. Times: 13:03 14:47
Quant Type: ESTD

COMPOUND	RRF / AMOUNT	RF0.025	CCAL RRF0.025	MIN RRF	%D / %DRIFT	MAX %D / %DRIFT	CURVE TYPE	
$ 1 Tetrachloro-m-xylene	116862618	116840640	116840640	0.000	0.01881	15.00000	Averaged	
4 alpha-BHC	181099548	199019920	199019920	0.010	-9.89532	15.00000	Averaged	
5 gamma-BHC (Lindane)	149812553	171904760	171904760	0.010	-14.74657	15.00000	Averaged	
6 beta-BHC	29539754	33591000	33591000	0.010	-13.71456	15.00000	Averaged	
7 delta-BHC	157278994	161579880	161579880	0.010	-2.73456	15.00000	Averaged	
8 Heptachlor	121602028	166398160	166398160	0.010	-36.83837	15.00000	Averaged	<-
10 Aldrin	173318164	190617600	190617600	0.010	-9.98132	15.00000	Averaged	
12 Heptachlor epoxide	137370500	163325560	163325560	0.010	-18.89420	15.00000	Averaged	<-
13 gamma-Chlordane	136444675	154410440	154410440	0.010	-13.16707	15.00000	Averaged	
14 alpha-Chlordane	140584166	152517080	152517080	0.010	-8.48809	15.00000	Averaged	
15 Endosulfan I	126829795	143598800	143598800	0.010	-13.22166	15.00000	Averaged	
16 4,4'-DDE	144389703	151513080	151513080	0.010	-4.93344	15.00000	Averaged	
17 Dieldrin	135128396	148634880	148634880	0.010	-9.99530	15.00000	Averaged	
18 Endrin	108182979	132873480	132873480	0.010	-22.82291	15.00000	Averaged	<-
21 4,4'-DDD	95570928	106466840	106466840	0.010	-11.40086	15.00000	Averaged	
22 Endosulfan II	108030865	120355080	120355080	0.010	-11.40805	15.00000	Averaged	
24 4,4'-DDT	73647267	71895360	71895360	0.010	2.37878	15.00000	Averaged	
25 Endrin aldehyde	72598625	76602440	76602440	0.010	-5.51500	15.00000	Averaged	
26 Endosulfan sulfate	88580726	92960960	92960960	0.010	-4.94491	15.00000	Averaged	
27 Methoxychlor	16867946	18017640	18017640	0.010	-6.81585	15.00000	Averaged	
29 Endrin ketone	89357503	91815000	91815000	0.010	-2.75019	15.00000	Averaged	
$ 30 Decachlorobiphenyl	41158818	46550200	46550200	0.010	-13.09897	15.00000	Averaged	

Average %D / Drift Results.

Calculated Average %D/Drift = 10.80749
Maximun Average %D/Drift = 15.00000
* Passed Average %D/Drift Test.

$\frac{224.64685}{20} = 11.23$

STL North Canton

CONTINUING CALIBRATION COMPOUNDS

Instrument ID: a2hp9.i Injection Date: 17-OCT-2007 23:33
Lab File ID: 077F7701.D Init. Cal. Date(s): 01-OCT-2007 04-OCT-2007
Analysis Type: Init. Cal. Times: 13:03 14:47
Lab Sample ID: TOX3 E080 Quant Type: ESTD
Method: \\cansvr11\dd\chem\GCS\a2hp9.i\71016-1.b\PEST9.m

COMPOUND	RRF / AMOUNT	RF0.025	CCAL RRF0.025	MIN RRF	%D / %DRIFT	MAX %D / %DRIFT	CURVE TYPE	
24 Toxaphene(1)	456274	528796	528796	0.010	-15.89438	15.00000	Averaged	<-
(2)	874679	931808	931808	0.010	-6.53146	15.00000	Averaged	
(3)	1097881	1095858	1095858	0.010	0.18431	15.00000	Averaged	
(4)	654129	656317	656317	0.010	-0.33454	15.00000	Averaged	
(5)	475311	283140	283140	0.010	40.43054	15.00000	Averaged	<-

1267

Average %D / Drift Results.	
Calculated Average %D/Drift =	12.67505
Maximun Average %D/Drift =	15.00000
* Passed Average %D/Drift Test.	

STL North Canton

CONTINUING CALIBRATION COMPOUNDS

Instrument ID: a2hp9.i Injection Date: 17-OCT-2007 23:33
Lab File ID: 077F7701.D Init. Cal. Date(s): 01-OCT-2007 04-OCT-2007
Analysis Type: Init. Cal. Times: 13:03 14:47
Lab Sample ID: TOX3 E080 Quant Type: ESTD
Method: \\cansvr11\dd\chem\GCS\a2hp9.i\71016-1.b\PEST9.m\PEST9r.m

COMPOUND	RRF / AMOUNT	RF0.025	CCAL RRF0.025	MIN RRF	%D / %DRIFT	MAX %D / %DRIFT	CURVE TYPE	
23 Toxaphene(1)	3009015	3749319	3749319	0.010	-24.60288	15.00000	Averaged	<-
(2)	2839421	2864866	2864866	0.010	-0.89613	15.00000	Averaged	
(3)	4566523	4232159	4232159	0.010	7.32208	15.00000	Averaged	
(4)	2627495	2315137	2315137	0.010	11.88805	15.00000	Averaged	
(5)	1894651	1715228	1715228	0.010	9.46998	15.00000	Averaged	

Avg = 10.83%

Average %D / Drift Results.

Calculated Average %D/Drift = 10.83582
Maximun Average %D/Drift = 15.00000
* Passed Average %D/Drift Test.

STL North Canton

CONTINUING CALIBRATION COMPOUNDS

Instrument ID: a2hp9.i Injection Date: 18-OCT-2007 00:40
Lab File ID: 080F8001.D Init. Cal. Date(s): 01-OCT-2007 04-OCT-2007
Analysis Type: Init. Cal. Times: 13:03 14:47
Lab Sample ID: AB3 E113 Quant Type: ESTD
Method: \\cansvr11\dd\chem\GCS\a2hp9.i\71016-1.b\PEST9.m

COMPOUND	RRF / AMOUNT	RF0.025	CCAL RRF0.025	MIN RRF	%D / %DRIFT	MAX %D / %DRIFT	CURVE TYPE	
$ 1 Tetrachloro-m-xylene	91987461	94738000	94738000	0.000	-2.99012	15.00000	Averaged	
4 alpha-BHC	141157743	152878920	152878920	0.010	-8.30360	15.00000	Averaged	
5 gamma-BHC (Lindane)	76335824	82222280	82222280	0.010	-7.71126	15.00000	Averaged	
6 beta-BHC	50066773	53740560	53740560	0.010	-7.33777	15.00000	Averaged	
7 delta-BHC	120436771	118298480	118298480	0.010	1.77545	15.00000	Averaged	
8 Heptachlor	96911877	104184800	104184800	0.010	-7.50468	15.00000	Averaged	
10 Aldrin	132085201	146424160	146424160	0.010	-10.85584	15.00000	Averaged	
12 Heptachlor epoxide	108539614	128737120	128737120	0.010	-18.60842	15.00000	Averaged	<--
13 gamma-Chlordane	107196705	116887840	116887840	0.010	-9.04052	15.00000	Averaged	
14 alpha-Chlordane	112167462	122255000	122255000	0.010	-8.99328	15.00000	Averaged	
15 Endosulfan I	107873528	122490240	122490240	0.010	-13.54986	15.00000	Averaged	
16 4,4'-DDE	119713142	134105040	134105040	0.010	-12.02199	15.00000	Averaged	
17 Dieldrin	112731263	125063200	125063200	0.010	-10.93923	15.00000	Averaged	
18 Endrin	96365761	108870520	108870520	0.010	-12.97635	15.00000	Averaged	
20 4,4'-DDD	72841078	74090400	74090400	0.010	-1.71513	15.00000	Averaged	
22 Endosulfan II	88823736	95697520	95697520	0.010	-7.73868	15.00000	Averaged	
23 4,4'-DDT	69783213	61562000	61562000	0.010	11.78107	15.00000	Averaged	
25 Endrin aldehyde	63846080	58374320	58374320	0.010	8.57024	15.00000	Averaged	
27 Methoxychlor	34681649	34810640	34810640	0.010	-0.37193	15.00000	Averaged	
28 Endosulfan sulfate	76108387	70740240	70740240	0.010	7.05329	15.00000	Averaged	
29 Endrin ketone	76988383	71260760	71260760	0.010	7.43959	15.00000	Averaged	
$ 30 Decachlorobiphenyl	70260102	72098200	72098200	0.010	-2.61613	15.00000	Averaged	

Average %D / Drift Results.

Calculated Average %D/Drift = 8.17702
Maximun Average %D/Drift = 15.00000
* Passed Average %D/Drift Test.

$174.28818 / 20 = 8.7$

STL North Canton

CONTINUING CALIBRATION COMPOUNDS

Instrument ID: a2hp9.i Injection Date: 18-OCT-2007 00:40
Lab File ID: 080F8001.D Init. Cal. Date(s): 01-OCT-2007 04-OCT-2007
Analysis Type: Init. Cal. Times: 13:03 14:47
Lab Sample ID: AB3 E113 Quant Type: ESTD
Method: \\cansvr11\dd\chem\GCS\a2hp9.i\71016-1.b\PEST9.m\PEST9r.m

COMPOUND	RRF / AMOUNT	RF0.025	CCAL RRF0.025	MIN RRF	%D / %DRIFT	MAX %D / %DRIFT	CURVE TYPE	
$ 1 Tetrachloro-m-xylene	116862618	116374760	116374760	0.000	0.41746	15.00000	Averaged	
4 alpha-BHC	181099548	188243240	188243240	0.010	-3.94462	15.00000	Averaged	
5 gamma-BHC (Lindane)	149812553	152570480	152570480	0.010	-1.84092	15.00000	Averaged	
6 beta-BHC	29539754	30580680	30580680	0.010	-3.52381	15.00000	Averaged	
7 delta-BHC	157278994	144079000	144079000	0.010	8.39273	15.00000	Averaged	
8 Heptachlor	121602028	132904160	132904160	0.010	-9.29436	15.00000	Averaged	
10 Aldrin	173318164	185512080	185512080	0.010	-7.03557	15.00000	Averaged	
12 Heptachlor epoxide	137370500	153484120	153484120	0.010	-11.73004	15.00000	Averaged	
13 gamma-Chlordane	136444675	141356640	141356640	0.010	-3.59997	15.00000	Averaged	
14 alpha-Chlordane	140584166	139436760	139436760	0.010	0.81617	15.00000	Averaged	
15 Endosulfan I	126829795	122157920	122157920	0.010	3.68358	15.00000	Averaged	
16 4,4'-DDE	144389703	143212720	143212720	0.010	0.81514	15.00000	Averaged	
17 Dieldrin	135128396	134591240	134591240	0.010	0.39752	15.00000	Averaged	
18 Endrin	108182979	114257520	114257520	0.010	-5.61506	15.00000	Averaged	
21 4,4'-DDD	95570928	91735720	91735720	0.010	4.01294	15.00000	Averaged	
22 Endosulfan II	108030865	106371680	106371680	0.010	1.53584	15.00000	Averaged	
24 4,4'-DDT	73647267	59987760	59987760	0.010	18.54720	15.00000	Averaged	<-
25 Endrin aldehyde	72598625	58643880	58643880	0.010	19.22178	15.00000	Averaged	<-
26 Endosulfan sulfate	88580726	76464440	76464440	0.010	13.67824	15.00000	Averaged	
27 Methoxychlor	16867946	15554040	15554040	0.010	7.78936	15.00000	Averaged	
29 Endrin ketone	89357503	73382240	73382240	0.010	17.87792	15.00000	Averaged	<-
$ 30 Decachlorobiphenyl	41158818	42053640	42053640	0.010	-2.17407	15.00000	Averaged	

Average %D / Drift Results.

Calculated Average %D/Drift = 6.63383
Maximun Average %D/Drift = 15.00000
* Passed Average %D/Drift Test.

$143.3527 / 20 = 7.1676$

STL North Canton

CONTINUING CALIBRATION COMPOUNDS

Instrument ID: a2hp9.i Injection Date: 18-OCT-2007 01:03
Lab File ID: 081F8101.D Init. Cal. Date(s): 01-OCT-2007 04-OCT-2007
Analysis Type: Init. Cal. Times: 13:03 14:47
Lab Sample ID: MRL Quant Type: ESTD
Method: \\cansvr11\dd\chem\GCS\a2hp9.i\71016-1.b\PEST9.m

COMPOUND	RRF / AMOUNT	RF0.005	CCAL RRF0.005	MIN RRF	%D / %DRIFT	MAX %D / %DRIFT	CURVE TYPE	
$ 1 Tetrachloro-m-xylene	91987461	110198200	110198200	0.000	-19.79698	15.00000	Averaged	<-
4 alpha-BHC	141157743	162874000	162874000	0.010	-15.38439	15.00000	Averaged	<-
5 gamma-BHC (Lindane)	76335824	87547600	87547600	0.010	-14.68744	15.00000	Averaged	
6 beta-BHC	50066773	63058000	63058000	0.010	-25.94780	15.00000	Averaged	<-
7 delta-BHC	120436771	124484400	124484400	0.010	-3.36079	15.00000	Averaged	
8 Heptachlor	96911877	118766800	118766800	0.010	-22.55134	15.00000	Averaged	<-
10 Aldrin	132085201	163673000	163673000	0.010	-23.91471	15.00000	Averaged	<-
12 Heptachlor epoxide	108539614	167269800	167269800	0.010	-54.10945	15.00000	Averaged	<- 154.1%
13 gamma-Chlordane	107196705	132005800	132005800	0.010	-23.14352	15.00000	Averaged	<-
14 alpha-Chlordane	112167462	140036200	140036200	0.010	-24.84565	15.00000	Averaged	<-
15 Endosulfan I	107873528	140819200	140819200	0.010	-30.54102	15.00000	Averaged	<- 130.5%
16 4,4'-DDE	119743142	158330000	158330000	0.010	-32.25783	15.00000	Averaged	<- 132.24%
17 Dieldrin	112731263	141709800	141709800	0.010	-25.70586	15.00000	Averaged	<-
18 Endrin	96365761	124252000	124252000	0.010	-28.93791	15.00000	Averaged	<-
20 4,4'-DDD	72841078	86475600	86475600	0.010	-18.71818	15.00000	Averaged	<-
22 Endosulfan II	88823736	112009200	112009200	0.010	-26.10278	15.00000	Averaged	<-
23 4,4'-DDT	69783213	63707200	63707200	0.010	8.70698	15.00000	Averaged	
25 Endrin aldehyde	63846080	68528200	68528200	0.010	-7.33345	15.00000	Averaged	
27 Methoxychlor	34681649	39814000	39814000	0.010	-14.79846	15.00000	Averaged	
28 Endosulfan sulfate	76108387	82748000	82748000	0.010	-8.72389	15.00000	Averaged	
29 Endrin ketone	76988383	83686000	83686000	0.010	-8.69952	15.00000	Averaged	
$ 30 Decachlorobiphenyl	70260102	84772200	84772200	0.010	-20.65482	15.00000	Averaged	<-

Average %D / Drift Results.

Calculated Average %D/Drift = 20.86013
Maximun Average %D/Drift = 15.00000
* Failed Average %D/Drift Test.

STL North Canton

CONTINUING CALIBRATION COMPOUNDS

Instrument ID: a2hp9.i Injection Date: 18-OCT-2007 01:03
Lab File ID: 081F8101.D Init. Cal. Date(s): 01-OCT-2007 04-OCT-2007
Analysis Type: Init. Cal. Times: 13:03 14:47
Lab Sample ID: MRL Quant Type: ESTD
Method: \\cansvr11\dd\chem\GCS\a2hp9.i\71016-1.b\PEST9.m\PEST9r.m

COMPOUND	RRF / AMOUNT	RF0.005	CCAL RRF0.005	MIN RRF	%D / %DRIFT	MAX %D / %DRIFT	CURVE TYPE	
$ 1 Tetrachloro-m-xylene	116862618	133501000	133501000	0.000	-14.23756	15.00000	Averaged	
4 alpha-BHC	181099548	202249600	202249600	0.010	-11.67869	15.00000	Averaged	
5 gamma-BHC (Lindane)	149812553	166947000	166947000	0.010	-11.43726	15.00000	Averaged	
6 beta-BHC	29539754	36077000	36077000	0.010	-22.13033	15.00000	Averaged	<-
7 delta-BHC	157278994	156806400	156806400	0.010	0.30048	15.00000	Averaged	
8 Heptachlor	121602028	148702400	148702400	0.010	-22.28612	15.00000	Averaged	<-
10 Aldrin	173318164	206795000	206795000	0.010	-19.31525	15.00000	Averaged	<-
12 Heptachlor epoxide	197570500	210512400	210512400	0.010	-53.24426	15.00000	Averaged	<- 153.2
13 gamma-Chlordane	136444675	157339200	157339200	0.010	-15.31355	15.00000	Averaged	<-
14 alpha-Chlordane	140584166	176140400	176140400	0.010	-25.29178	15.00000	Averaged	<-
15 Endosulfan I	126829795	152052800	152052800	0.010	-19.88729	15.00000	Averaged	<-
16 4,4'-DDE	144389703	165349600	165349600	0.010	-14.51620	15.00000	Averaged	
17 Dieldrin	135128396	152932600	152932600	0.010	-13.17577	15.00000	Averaged	
18 Endrin	108182979	129740200	129740200	0.010	-19.92663	15.00000	Averaged	<-
21 4,4'-DDD	95570928	96597600	96597600	0.010	-1.07425	15.00000	Averaged	
22 Endosulfan II	108030865	120292000	120292000	0.010	-11.34966	15.00000	Averaged	
24 4,4'-DDT	73647267	65606800	65606800	0.010	10.91754	15.00000	Averaged	
25 Endrin aldehyde	72598625	66826200	66826200	0.010	7.95115	15.00000	Averaged	
26 Endosulfan sulfate	88580726	86926200	86926200	0.010	1.86782	15.00000	Averaged	
27 Methoxychlor	16867946	16050800	16050800	0.010	4.84437	15.00000	Averaged	
29 Endrin ketone	89357503	95308400	95308400	0.010	-6.65965	15.00000	Averaged	
$ 30 Decachlorobiphenyl	41158818	46349200	46349200	0.010	-12.61062	15.00000	Averaged	

Average %D / Drift Results.

Calculated Average %D/Drift = 14.54619
Maximun Average %D/Drift = 15.00000
* Passed Average %D/Drift Test.

METHOD BLANK REPORT

GC Semivolatiles

Client Lot #...: A7J090101 **Work Order #...:** J8KLN1AA **Matrix.....:** WATER
MB Lot-Sample #: A7J100000-017

Prep Date.....: 10/10/07 **Final Wgt/Vol..:** 5 mL
Analysis Date..: 10/17/07 **Prep Batch #...:** 7283017
Dilution Factor: 1 **Initial Wgt/Vol:** 1000 mL

PARAMETER	RESULT	REPORTING LIMIT	UNITS	METHOD
alpha-BHC	ND	0.030	ug/L	SW846 8081A
beta-BHC	ND	0.030	ug/L	SW846 8081A
delta-BHC	ND	0.030	ug/L	SW846 8081A
gamma-BHC (Lindane)	ND	0.030	ug/L	SW846 8081A
Heptachlor	ND	0.030	ug/L	SW846 8081A
Aldrin	ND	0.030	ug/L	SW846 8081A
Heptachlor epoxide	ND	0.030	ug/L	SW846 8081A
Endosulfan I	ND	0.025	ug/L	SW846 8081A
Dieldrin	ND	0.030	ug/L	SW846 8081A
4,4'-DDE	ND	0.030	ug/L	SW846 8081A
Endrin	ND	0.030	ug/L	SW846 8081A
Endosulfan II	ND	0.025	ug/L	SW846 8081A
4,4'-DDD	ND	0.030	ug/L	SW846 8081A
Endosulfan sulfate	ND	0.030	ug/L	SW846 8081A
4,4'-DDT	ND	0.030	ug/L	SW846 8081A
Methoxychlor	ND	0.10	ug/L	SW846 8081A
Endrin ketone	ND	0.030	ug/L	SW846 8081A
Endrin aldehyde	ND	0.030	ug/L	SW846 8081A
alpha-Chlordane	ND	0.030	ug/L	SW846 8081A
gamma-Chlordane	ND	0.030	ug/L	SW846 8081A
Toxaphene	ND	2.0	ug/L	SW846 8081A

SURROGATE	PERCENT RECOVERY	RECOVERY LIMITS
Tetrachloro-m-xylene	94	(39 - 130)
Decachlorobiphenyl	60	(10 - 147)

NOTE(S):

Calculations are performed before rounding to avoid round-off errors in calculated results.

LABORATORY CONTROL SAMPLE EVALUATION REPORT

GC Semivolatiles

Client Lot #...: A7J090101 **Work Order #...:** J8KLN1AC **Matrix.....:** WATER
LCS Lot-Sample#: A7J100000-017
Prep Date.....: 10/10/07 **Analysis Date..:** 10/17/07
Prep Batch #...: 7283017
Dilution Factor: 2 **Final Wgt/Vol..:** 5 mL
Initial Wgt/Vol: 1000 mL

PARAMETER	PERCENT RECOVERY	RECOVERY LIMITS	METHOD
alpha-BHC	121	(44 - 137)	SW846 8081A
beta-BHC	122	(50 - 135)	SW846 8081A
delta-BHC	114	(58 - 160)	SW846 8081A
gamma-BHC (Lindane)	**127**	**(58 - 127)**	**SW846 8081A**
Heptachlor	**137**	**(48 - 150)**	**SW846 8081A**
Aldrin	**119**	**(53 - 128)**	**SW846 8081A**
Heptachlor epoxide	128 a	(50 - 127)	SW846 8081A
Endosulfan I	57	(50 - 160)	SW846 8081A
Dieldrin	**125 a**	**(50 - 124)**	**SW846 8081A**
4,4'-DDE	117	(50 - 130)	SW846 8081A
Endrin	**130**	**(50 - 137)**	**SW846 8081A**
Endosulfan II	69	(50 - 144)	SW846 8081A
4,4'-DDD	129	(50 - 137)	SW846 8081A
Endosulfan sulfate	114	(50 - 160)	SW846 8081A
4,4'-DDT	**108**	**(50 - 145)**	**SW846 8081A**
Methoxychlor	116	(50 - 160)	SW846 8081A
Endrin ketone	110	(50 - 150)	SW846 8081A
Endrin aldehyde	122	(30 - 160)	SW846 8081A
alpha-Chlordane	120	(50 - 122)	SW846 8081A
gamma-Chlordane	127	(50 - 130)	SW846 8081A

SURROGATE	PERCENT RECOVERY	RECOVERY LIMITS
Tetrachloro-m-xylene	120	(39 - 130)
Decachlorobiphenyl	104	(10 - 147)

NOTE(S):

Calculations are performed before rounding to avoid round-off errors in calculated results.

Bold print denotes control parameters

a Spiked analyte recovery is outside stated control limits.

Laboratory Control Sample / Laboratory Control Sample Duplicate Outlier Report

Method Batch : 7283017 **Analysis Method :** 8081A **Analysis Date :** 10/17/2007

Preparation Batch : 7283017 **Preparation Type :** 3520C **Preparation Date :** 10/10/2007

Lab Reporting Batch : A7J090101 **Lab ID:** STLCAN

LCS Lab Sample ID	Matrix	Analyte Name	Reported Values		Project Limits (Percent)			
			Percent Recovery	RPD	Rejection Point	Lower Limit	Upper Limit	RPD
A7J100000017C	AQ	Dieldrin	125		30.00	50.00	124.00	30.00
		Heptachlor epoxide	128		30.00	50.00	127.00	30.00

Associated Samples

Client Sample ID	Lab Sample ID
FWGEQUIPRINSE1-0556-GW	A7J090101014
FWGLL11mw-007C-0529-GW	A7J090101016
FWGLL1mw-078C-0535-GW	A7J090101003
FWGLL1mw-083C-0537-GW	A7J090101001
FWGLL2mw-059C-0538-GW	A7J090101006
FWGLL2mw-262C-0539-GW	A7J090101008
FWGLL2mw-263C-0540-GW	A7J090101010
FWGLL3mw-238C-0541-GW	A7J090101012
FWGLL3mw-242C-0542-GW	A7J090101018

Scope of Data Qualification: The outlier in the LCS qualifies that analyte in all samples with the same Preparation Batch ID as the LCS

Project Number and Name: 030240.0005 - Ravenna GW

MATRIX SPIKE SAMPLE EVALUATION REPORT

GC Semivolatiles

Client Lot #...: A7J090101 **Work Order #...:** J8G411AP-MS **Matrix.....:** WG
MS Lot-Sample #: A7J090101-001 J8G411AQ-MSD
Date Sampled...: 10/08/07 11:35 **Date Received..:** 10/09/07
Prep Date.....: 10/10/07 **Analysis Date..:** 10/24/07
Prep Batch #...: 7283017
Dilution Factor: 20 **Initial Wgt/Vol:** 500 mL **Final Wgt/Vol..:** 5 mL

PARAMETER	PERCENT RECOVERY	RECOVERY LIMITS	RPD	RPD LIMITS	METHOD
alpha-BHC	102 DIL	(62 - 133)			SW846 8081A
	99 DIL	(62 - 133)	3.1	(0-49)	SW846 8081A
beta-BHC	110 DIL	(37 - 157)			SW846 8081A
	105 DIL	(37 - 157)	4.7	(0-54)	SW846 8081A
delta-BHC	90 DIL	(36 - 176)			SW846 8081A
	85 DIL	(36 - 176)	6.0	(0-58)	SW846 8081A
gamma-BHC (Lindane)	**107 DIL**	**(30 - 148)**			**SW846 8081A**
	102 DIL	**(30 - 148)**	**4.3**	**(0-22)**	**SW846 8081A**
Heptachlor	**108 DIL**	**(30 - 150)**			**SW846 8081A**
	100 DIL	**(30 - 150)**	**7.7**	**(0-32)**	**SW846 8081A**
Aldrin	**108 DIL**	**(30 - 150)**			**SW846 8081A**
	105 DIL	**(30 - 150)**	**2.5**	**(0-33)**	**SW846 8081A**
Heptachlor epoxide	204 DIL,a	(57 - 138)			SW846 8081A
	194 DIL,a	(57 - 138)	5.2	(0-54)	SW846 8081A
Endosulfan I	50 DIL	(30 - 150)			SW846 8081A
	47 DIL	(30 - 150)	5.7	(0-36)	SW846 8081A
Dieldrin	**115 DIL**	**(35 - 141)**			**SW846 8081A**
	107 DIL	**(35 - 141)**	**6.4**	**(0-37)**	**SW846 8081A**
4,4'-DDE	70 DIL	(30 - 146)			SW846 8081A
	89 DIL	(30 - 146)	24	(0-87)	SW846 8081A
Endrin	**109 DIL**	**(30 - 150)**			**SW846 8081A**
	103 DIL	**(30 - 150)**	**5.9**	**(0-40)**	**SW846 8081A**
Endosulfan II	66 DIL	(30 - 150)			SW846 8081A
	62 DIL	(30 - 150)	6.1	(0-87)	SW846 8081A
4,4'-DDD	100 DIL	(30 - 150)			SW846 8081A
	88 DIL	(30 - 150)	12	(0-61)	SW846 8081A
Endosulfan sulfate	98 DIL	(47 - 143)			SW846 8081A
	89 DIL	(47 - 143)	9.4	(0-53)	SW846 8081A
4,4'-DDT	**95 DIL**	**(30 - 150)**			**SW846 8081A**
	82 DIL	**(30 - 150)**	**14**	**(0-50)**	**SW846 8081A**
Methoxychlor	99 DIL	(27 - 178)			SW846 8081A
	84 DIL	(27 - 178)	15	(0-64)	SW846 8081A
Endrin ketone	106 DIL	(45 - 130)			SW846 8081A
	92 DIL	(45 - 130)	14	(0-55)	SW846 8081A
Endrin aldehyde	106 DIL	(30 - 150)			SW846 8081A
	95 DIL	(30 - 150)	11	(0-97)	SW846 8081A
alpha-Chlordane	119 DIL	(38 - 140)			SW846 8081A
	109 DIL	(38 - 140)	8.6	(0-55)	SW846 8081A
gamma-Chlordane	124 DIL	(36 - 150)			SW846 8081A
	117 DIL	(36 - 150)	5.9	(0-57)	SW846 8081A

(Continued on next page)

MATRIX SPIKE SAMPLE EVALUATION REPORT

GC Semivolatiles

Client Lot #...: A7J090101 **Work Order #...:** J8G411AP-MS **Matrix.....:** WG
MS Lot-Sample #: A7J090101-001 J8G411AQ-MSD

SURROGATE	PERCENT RECOVERY	RECOVERY LIMITS
Tetrachloro-m-xylene	124 DIL	(39 - 130)
	117 DIL	(39 - 130)
Decachlorobiphenyl	123 DIL	(10 - 147)
	104 DIL	(10 - 147)

NOTE(S):

Calculations are performed before rounding to avoid round-off errors in calculated results.

Bold print denotes control parameters

DIL The concentration is estimated or not reported due to dilution or the presence of interfering analytes.

a Spiked analyte recovery is outside stated control limits.

Matrix Spike / Matrix Spike Duplicate Recovery and RPD Outlier Report

Method Batch : 7283017 **Analysis Method :** 8081A **Analysis Date :** 10/24/2007

Preparation Batch : 7283017 **Preparation Type :** 3520C **Preparation Date :** 10/10/2007

Lab Reporting Batch : A7J090101 **Lab ID:** STLCAN

Client Sample ID	Lab Sample ID	Matrix	Analyte Name	Reported *		Project Limits (Percent)			
				Percent Recovery	RPD	Rejection Point**	Lower Limit	Upper Limit	RPD
FWGLL1mw-083C-0537-	A7J090101001S	AQ	Heptachlor epoxide	204		0.00	40.00	140.00	20.00
FWGLL1mw-083C-0537-	A7J090101001D		4,4'-DDE		24	0.00	40.00	140.00	20.00
			Heptachlor epoxide	194		0.00	40.00	140.00	20.00

Associated Samples: Parent sample only

Client Sample ID	Lab Sample ID
FWGLL1mw-083C-0537-GW	A7J090101001

4,4'-DDE had no other QC outliers therefore no qualifications made.

DW 12/6/07

* Only those Percent Recovery and/or RPD values outside project limits are listed in this report.
** Metal are also assessed against an upper rejection point of 150 percent for waters and 200 percent for soils and sediments

Project Number and Name: ***030240.0005 - Ravenna GW***

FORM 8
PESTICIDES ANALYTICAL SEQUENCE

Lab Name: *TESTAMERICA-NORTH CANTON* Contract:

Lab Code: TALCAN Case No.: SAS No.: SDG No.: A7J090101

GC Column: CLP PESTICIDES I ID: 0.53 (mm) Init. Calib. Date(s): 10/01/07 10/04/07

Instrument ID: A2HP9

THE ANALYTICAL SEQUENCE OF PERFORMANCE EVALUATION MIXTURES, BLANKS, SAMPLES, AND STANDARDS IS GIVEN BELOW:

					MEAN SURROGATE RT FROM INITIAL CALIBRATION			
	CLIENT SAMPLE NO.	LAB SAMPLE ID	DATE ANALYZED	TIME ANALYZED	RT	#	RT	#
01		PEM	10/23/07	1020				
02		AB3 E113	10/23/07	1105				
03		MRL	10/23/07	1128				
04		TOX3 E080	10/23/07	1150				
05	FWGLL2MW-059	J8G5L1AD	10/23/07	1319				
06		AB3 E113	10/23/07	1427				
07		MRL	10/23/07	1449				
08		PEM E163	10/23/07	1855				
09		AB3 E113	10/24/07	0414				
10		MRL	10/24/07	0436				
11	FWGLL1MW-083	J8G411AD	10/24/07	0458				
12	FWGLL1MW-083	J8G411AP	10/24/07	0521				
13	FWGLL1MW-083	J8G411AQ	10/24/07	0543				
14	FWGLL3MW-238	J8G5X1AD	10/24/07	0605				
15		TOX3 E080	10/24/07	0757				
16		PEM E163	10/24/07	0927				
17		AB3 E113	10/24/07	0949				
18		MRL	10/24/07	1011				
19								
20								
21								
22								
23								
24								
25								
26								
27								
28								
29								
30								
31								
32								

QC LIMITS

Column used to flag retention time values with an asterisk.
* Values outside of QC limits.

STL North Canton

CONTINUING CALIBRATION COMPOUNDS

Instrument ID: a2hp9.i Injection Date: 23-OCT-2007 11:05
Lab File ID: 004F0401.D Init. Cal. Date(s): 01-OCT-2007 04-OCT-2007
Analysis Type: Init. Cal. Times: 13:03 14:47
Lab Sample ID: AB3 E113 Quant Type: ESTD
Method: \\cansvr11\dd\chem\GCS\a2hp9.i\71023-1.b\PEST9.m

COMPOUND	RRF / AMOUNT	RF0.025	CCAL RRF0.025	MIN RRF	%D / %DRIFT	MAX %D / %DRIFT	CURVE TYPE	
$ 1 Tetrachloro-m-xylene	91987461	92656440	92656440	0.000	-0.72725	15.00000	Averaged	
4 alpha-BHC	141157743	136000400	136000400	0.010	3.65360	15.00000	Averaged	
5 gamma-BHC (Lindane)	76335824	72760760	72760760	0.010	4.68334	15.00000	Averaged	
6 beta-BHC	50066773	44980160	44980160	0.010	10.15966	15.00000	Averaged	
7 delta-BHC	120436771	105542280	105542280	0.010	12.36706	15.00000	Averaged	
8 Heptachlor	96911877	94857640	94857640	0.010	2.11970	15.00000	Averaged	
10 Aldrin	132085201	133682880	133682880	0.010	-1.20958	15.00000	Averaged	
12 Heptachlor epoxide	108539614	106796360	106796360	0.010	1.60610	15.00000	Averaged	
13 gamma-Chlordane	107196705	101493680	101493680	0.010	5.32015	15.00000	Averaged	
14 alpha-Chlordane	112167462	108663840	108663840	0.010	3.12356	15.00000	Averaged	
15 Endosulfan I	107873528	103162200	103162200	0.010	4.36745	15.00000	Averaged	
16 4,4'-DDE	119713142	117602960	117602960	0.010	1.76270	15.00000	Averaged	
17 Dieldrin	112731263	110004080	110004080	0.010	2.41919	15.00000	Averaged	
18 Endrin	96365761	95221720	95221720	0.010	1.18719	15.00000	Averaged	
20 4,4'-DDD	72841078	61170120	61170120	0.010	16.02250	15.00000	Averaged	<-
22 Endosulfan II	88823736	90927520	90927520	0.010	-2.36849	15.00000	Averaged	
23 4,4'-DDT	69783213	60514480	60514480	0.010	13.28218	15.00000	Averaged	
25 Endrin aldehyde	63846080	59947200	59947200	0.010	6.10669	15.00000	Averaged	
27 Methoxychlor	34681649	30768080	30768080	0.010	11.28426	15.00000	Averaged	
28 Endosulfan sulfate	76108387	69780960	69780960	0.010	8.31370	15.00000	Averaged	
29 Endrin ketone	76988383	72142880	72142880	0.010	6.29381	15.00000	Averaged	
$ 30 Decachlorobiphenyl	70260102	63368960	63368960	0.010	9.80804	15.00000	Averaged	

Average %D / Drift Results.

Calculated Average %D/Drift = 5.82665
Maximun Average %D/Drift = 15.00000
* Passed Average %D/Drift Test.

$117.65091 / 20 = 5.88$

STL North Canton

CONTINUING CALIBRATION COMPOUNDS

Instrument ID: a2hp9.i
Lab File ID: 004F0401.D
Analysis Type:
Lab Sample ID: AB3 E113
Method: \\cansvr11\dd\chem\GCS\a2hp9.i\71023-1.b\PEST9.m\PEST9r.m

Injection Date: 23-OCT-2007 11:05
Init. Cal. Date(s): 01-OCT-2007 04-OCT-2007
Init. Cal. Times: 13:03 14:47
Quant Type: ESTD

COMPOUND	RRF / AMOUNT	RF0.025	CCAL RRF0.025	MIN RRF	%D / %DRIFT	MAX %D / %DRIFT	CURVE TYPE	
$ 1 Tetrachloro-m-xylene	116862618	113652520	113652520	0.000	2.74690	15.00000	Averaged	
4 alpha-BHC	181099548	169084840	169084840	0.010	6.63431	15.00000	Averaged	
5 gamma-BHC (Lindane)	149812553	136301960	136301960	0.010	9.01833	15.00000	Averaged	
6 beta-BHC	29539754	26485960	26485960	0.010	10.33791	15.00000	Averaged	
7 delta-BHC	157278994	128311440	128311440	0.010	18.41094	15.00000	Averaged	<-
8 Heptachlor	121602028	127935080	127935080	0.010	-5.20801	15.00000	Averaged	
10 Aldrin	173318164	171477360	171477360	0.010	1.06210	15.00000	Averaged	
12 Heptachlor epoxide	137370500	132102760	132102760	0.010	3.83470	15.00000	Averaged	
13 gamma-Chlordane	136444675	126352600	126352600	0.010	7.39646	15.00000	Averaged	
14 alpha-Chlordane	140584166	126919840	126919840	0.010	9.71968	15.00000	Averaged	
15 Endosulfan I	126829795	113569840	113569840	0.010	10.45492	15.00000	Averaged	
16 4,4'-DDE	144389703	129724720	129724720	0.010	10.15653	15.00000	Averaged	
17 Dieldrin	135128396	121970360	121970360	0.010	9.73743	15.00000	Averaged	
18 Endrin	108182979	101029120	101029120	0.010	6.61274	15.00000	Averaged	
21 4,4'-DDD	95570928	71128600	71128600	0.010	25.57507	15.00000	Averaged	<-
22 Endosulfan II	108030865	101963240	101963240	0.010	5.61657	15.00000	Averaged	
24 4,4'-DDT	73647267	62482800	62482800	0.010	15.15938	15.00000	Averaged	<-
25 Endrin aldehyde	72598625	59556040	59556040	0.010	17.96533	15.00000	Averaged	<-
26 Endosulfan sulfate	88580726	73904680	73904680	0.010	16.56799	15.00000	Averaged	<-
27 Methoxychlor	16867946	14670360	14670360	0.010	13.02818	15.00000	Averaged	
29 Endrin ketone	89557503	73785120	73785120	0.010	17.42706	15.00000	Averaged	<-
$ 30 Decachlorobiphenyl	41158818	36180640	36180640	0.010	12.09505	15.00000	Averaged	

Average %D / Drift Results.

Calculated Average %D/Drift = 10.67148
Maximun Average %D/Drift = 15.00000
* Passed Average %D/Drift Test.

$\frac{213.93064}{20} = 10.9965$

STL North Canton

CONTINUING CALIBRATION COMPOUNDS

Instrument ID: a2hp9.i Injection Date: 23-OCT-2007 11:50
Lab File ID: 006F0601.D Init. Cal. Date(s): 01-OCT-2007 04-OCT-2007
Analysis Type: Init. Cal. Times: 13:03 14:47
Lab Sample ID: TOX3 E080 Quant Type: ESTD
Method: \\cansvr11\dd\chem\GCS\a2hp9.i\71023-1.b\PEST9.m

COMPOUND	RRF / AMOUNT	RF0.025	CCAL RRF0.025	MIN RRF	%D / %DRIFT	MAX %D / %DRIFT	CURVE TYPE	
24 Toxaphene (1)	456274	407387	407387	0.010	10.71441	15.00000	Averaged	
(2)	874679	731502	731502	0.010	16.36906	15.00000	Averaged	<-
(3)	1097881	867809	867809	0.010	20.95604	15.00000	Averaged	<-
(4)	654129	511001	511001	0.010	21.88066	15.00000	Averaged	<-
(5)	475311	269272	269272	0.010	43.34821	15.00000	Averaged	<-

avg. 22.65

Average %D / Drift Results.	
Calculated Average %D/Drift =	22.65368
Maximun Average %D/Drift =	15.00000
* Failed Average %D/Drift Test.	

STL North Canton

CONTINUING CALIBRATION COMPOUNDS

Instrument ID: a2hp9.i
Lab File ID: 006F0601.D
Analysis Type:
Lab Sample ID: TOX3 E080
Method: \\cansvr11\dd\chem\GCS\a2hp9.i\71023-1.b\PEST9.m\PEST9r.m

Injection Date: 23-OCT-2007 11:50
Init. Cal. Date(s): 01-OCT-2007 04-OCT-2007
Init. Cal. Times: 13:03 14:47
Quant Type: ESTD

COMPOUND	RRF / AMOUNT	RF0.025	CCAL RRF0.025	MIN RRF	%D / %DRIFT	MAX %D / %DRIFT	CURVE TYPE	
23 Toxaphene(1)	3009015	2836022	2836022	0.010	5.74915	15.00000	Averaged	
(2)	2839421	2193649	2193649	0.010	22.74309	15.00000	Averaged	<-
(3)	4566523	3284925	3284925	0.010	28.06508	15.00000	Averaged	<-
(4)	2627495	1863239	1863239	0.010	29.08687	15.00000	Averaged	<-
(5)	1894651	1339855	1339855	0.010	29.28223	15.00000	Averaged	<-

avg = 22.98

Average %D / Drift Results.	
Calculated Average %D/Drift =	22.98528
Maximun Average %D/Drift =	15.00000
* Failed Average %D/Drift Test.	

STL North Canton

CONTINUING CALIBRATION COMPOUNDS

Instrument ID: a2hp9.i Injection Date: 23-OCT-2007 14:27
Lab File ID: 013F1301.D Init. Cal. Date(s): 01-OCT-2007 04-OCT-2007
Analysis Type: Init. Cal. Times: 13:03 14:47
Lab Sample ID: AB3 E113 Quant Type: ESTD
Method: \\cansvr11\dd\chem\GCS\a2hp9.i\71023-1.b\PEST9.m

COMPOUND	RRF / AMOUNT	RF0.025	CCAL RRF0.025	MIN RRF	%D / %DRIFT	MAX %D / %DRIFT	CURVE TYPE	
$ 1 Tetrachloro-m-xylene	91987461	92194360	92194360	0.000	-0.22492	15.00000	Averaged	
4 alpha-BHC	141157743	131045640	131045640	0.010	7.16369	15.00000	Averaged	
5 gamma-BHC (Lindane)	76335824	67857360	67857360	0.010	11.10680	15.00000	Averaged	
6 beta-BHC	50066773	45389080	45389080	0.010	9.34291	15.00000	Averaged	
7 delta-BHC	120436771	101173600	101173600	0.010	15.99443	15.00000	Averaged	<-
8 Heptachlor	96911877	87423240	87423240	0.010	9.79099	15.00000	Averaged	
10 Aldrin	132085201	130123360	130123360	0.010	1.48528	15.00000	Averaged	
12 Heptachlor epoxide	108539614	103348320	103348320	0.010	4.78286	15.00000	Averaged	
13 gamma-Chlordane	107196705	95121720	95121720	0.010	11.26432	15.00000	Averaged	
14 alpha-Chlordane	112167462	102514880	102514880	0.010	8.60551	15.00000	Averaged	
15 Endosulfan I	107873528	98543440	98543440	0.010	8.64910	15.00000	Averaged	
16 4,4'-DDE	119713142	114121240	114121240	0.010	4.67108	15.00000	Averaged	
17 Dieldrin	112731263	104585240	104585240	0.010	7.22606	15.00000	Averaged	
18 Endrin	96365761	88457960	88457960	0.010	8.20603	15.00000	Averaged	
20 4,4'-DDD	72841078	56579280	56579280	0.010	22.32504	15.00000	Averaged	<-
22 Endosulfan II	88823736	84039160	84039160	0.010	5.38660	15.00000	Averaged	
23 4,4'-DDT	69783213	55940400	55940400	0.010	19.83688	15.00000	Averaged	<-
25 Endrin aldehyde	63846080	52399080	52399080	0.010	17.92906	15.00000	Averaged	<-
27 Methoxychlor	34681649	29349520	29349520	0.010	15.37450	15.00000	Averaged	<-
28 Endosulfan sulfate	76108387	65422960	65422960	0.010	14.03975	15.00000	Averaged	
29 Endrin ketone	76988383	64778920	64778920	0.010	15.85884	15.00000	Averaged	<-
$ 30 Decachlorobiphenyl	70260102	60730080	60730080	0.010	13.56392	15.00000	Averaged	

Average %D / Drift Results.

Calculated Average %D/Drift = 10.58312
Maximun Average %D/Drift = 15.00000
* Passed Average %D/Drift Test.

$219.08973 / 20 = 10.95$

STL North Canton

CONTINUING CALIBRATION COMPOUNDS

Instrument ID: a2hp9.i
Lab File ID: 013F1301.D
Analysis Type:
Lab Sample ID: AB3 E113
Method: \\cansvr11\dd\chem\GCS\a2hp9.i\71023-1.b\PEST9.m\PEST9r.m

Injection Date: 23-OCT-2007 14:27
Init. Cal. Date(s): 01-OCT-2007 04-OCT-2007
Init. Cal. Times: 13:03 14:47
Quant Type: ESTD

COMPOUND	RRF / AMOUNT	RF0.025	CCAL RRF0.025	MIN RRF	%D / %DRIFT	MAX %D / %DRIFT	CURVE TYPE	
$ 1 Tetrachloro-m-xylene	116862618	114577760	114577760	0.000	1.95517	15.00000	Averaged	
4 alpha-BHC	181099548	163966840	163966840	0.010	9.46038	15.00000	Averaged	
5 gamma-BHC (Lindane)	149812553	128341160	128341160	0.010	14.33217	15.00000	Averaged	
6 beta-BHC	29539754	25319840	25319840	0.010	14.28554	15.00000	Averaged	
7 delta-BHC	157278994	124554440	124554440	0.010	20.80669	15.00000	Averaged	<-
8 Heptachlor	121602028	114115400	114115400	0.010	6.15666	15.00000	Averaged	
10 Aldrin	173318164	167346400	167346400	0.010	3.44555	15.00000	Averaged	
12 Heptachlor epoxide	137370500	127131160	127131160	0.010	7.45381	15.00000	Averaged	
13 gamma-Chlordane	136444675	119131200	119131200	0.010	12.68901	15.00000	Averaged	
14 alpha-Chlordane	140584166	124246320	124246320	0.010	11.62140	15.00000	Averaged	
15 Endosulfan I	126829795	109315360	109315360	0.010	13.80940	15.00000	Averaged	
16 4,4'-DDE	144389703	128066320	128066320	0.010	11.30509	15.00000	Averaged	
17 Dieldrin	135128396	116801960	116801960	0.010	13.56224	15.00000	Averaged	
18 Endrin	108182979	94596240	94596240	0.010	12.55904	15.00000	Averaged	
21 4,4'-DDD	95570928	69893960	69893960	0.010	26.86692	15.00000	Averaged	<-
22 Endosulfan II	108030865	94305280	94305280	0.010	12.70524	15.00000	Averaged	
24 4,4'-DDT	73647267	58295360	58295360	0.010	20.84518	15.00000	Averaged	<-
25 Endrin aldehyde	72598625	55403000	55403000	0.010	23.68588	15.00000	Averaged	<-
26 Endosulfan sulfate	88580726	69973280	69973280	0.010	21.00620	15.00000	Averaged	<-
27 Methoxychlor	16867946	13805400	13805400	0.010	18.15601	15.00000	Averaged	<-
29 Endrin ketone	89357503	68787160	68787160	0.010	23.02027	15.00000	Averaged	<-
$ 30 Decachlorobiphenyl	41158818	35335760	35335760	0.010	14.14778	15.00000	Averaged	

Average %D / Drift Results.

Calculated Average %D/Drift = 14.26707
Maximun Average %D/Drift = 15.00000
* Passed Average %D/Drift Test.

$\frac{297.77268}{20} = 14.88$

STL North Canton

CONTINUING CALIBRATION COMPOUNDS

Instrument ID: a2hp9.i Injection Date: 24-OCT-2007 07:57
Lab File ID: 060F6001.D Init. Cal. Date(s): 01-OCT-2007 04-OCT-2007
Analysis Type: Init. Cal. Times: 13:03 14:47
Lab Sample ID: TOX3 E080 Quant Type: ESTD
Method: \\cansvr11\dd\chem\GCS\a2hp9.i\71023-1.b\PEST9.m

COMPOUND	RRF / AMOUNT	RF0.025	CCAL RRF0.025	MIN RRF	%D / %DRIFT	MAX %D / %DRIFT	CURVE TYPE	
24 Toxaphene (1)	456274	442083	442083	0.010	3.11021	15.00000	Averaged	
(2)	874679	825061	825061	0.010	5.67268	15.00000	Averaged	
(3)	1097881	980571	980571	0.010	10.68517	15.00000	Averaged	
(4)	654129	578551	578551	0.010	11.55394	15.00000	Averaged	
(5)	475311	323097	323097	0.010	32.02404	15.00000	Averaged	<-

12.6

Average %D / Drift Results.

Calculated Average %D/Drift = 12.60921
Maximun Average %D/Drift = 15.00000
* Passed Average %D/Drift Test.

Data File: 060F6001.D
Report Date: 25-Oct-2007 09:02

STL North Canton

CONTINUING CALIBRATION COMPOUNDS

Instrument ID: a2hp9.i Injection Date: 24-OCT-2007 07:57
Lab File ID: 060F6001.D Init. Cal. Date(s): 01-OCT-2007 04-OCT-2007
Analysis Type: Init. Cal. Times: 13:03 14:47
Lab Sample ID: TOX3 E080 Quant Type: ESTD
Method: \\cansvr11\dd\chem\GCS\a2hp9.i\71023-1.b\PEST9.m\PEST9r.m

COMPOUND	RRF / AMOUNT	RF0.025	CCAL RRF0.025	MIN RRF	%D / %DRIFT	MAX %D / %DRIFT	CURVE TYPE	
23 Toxaphene (1)	3009015	3242153	3242153	0.010	-7.74799	15.00000	Averaged	
(2)	2839421	2508769	2508769	0.010	11.64505	15.00000	Averaged	
(3)	4566523	3946651	3946651	0.010	13.57427	15.00000	Averaged	
(4)	2627495	2223335	2223335	0.010	15.38195	15.00000	Averaged	<-
(5)	1894651	1590852	1590852	0.010	16.03457	15.00000	Averaged	<-

12.88

Average %D / Drift Results.	
Calculated Average %D/Drift =	12.87677
Maximun Average %D/Drift =	15.00000
* Passed Average %D/Drift Test.	

STL North Canton

CONTINUING CALIBRATION COMPOUNDS

Instrument ID: a2hp9.i Injection Date: 24-OCT-2007 09:49
Lab File ID: 065F6501.D Init. Cal. Date(s): 01-OCT-2007 04-OCT-2007
Analysis Type: Init. Cal. Times: 13:03 14:47
Lab Sample ID: AB3 E113 Quant Type: ESTD
Method: \\cansvr11\dd\chem\GCS\a2hp9.i\71023-1.b\PEST9.m\PEST9r.m

COMPOUND	RRF / AMOUNT	RF0.025	CCAL RRF0.025	MIN RRF	%D / %DRIFT	MAX %D / %DRIFT	CURVE TYPE	
$ 1 Tetrachloro-m-xylene	116862618	121026440	121026440	0.000	-3.56301	15.00000	Averaged	
4 alpha-BHC	181099548	182172840	182172840	0.010	-0.59265	15.00000	Averaged	
5 gamma-BHC (Lindane)	149812553	148666320	148666320	0.010	0.76511	15.00000	Averaged	
6 beta-BHC	29539754	28629680	28629680	0.010	3.08085	15.00000	Averaged	
7 delta-BHC	157278994	142500840	142500840	0.010	9.39614	15.00000	Averaged	
8 Heptachlor	121602028	137957600	137957600	0.010	-13.45008	15.00000	Averaged	
10 Aldrin	173318164	179609440	179609440	0.010	-3.62990	15.00000	Averaged	
12 Heptachlor epoxide	137370500	139985520	139985520	0.010	-1.90363	15.00000	Averaged	
13 gamma-Chlordane	136444675	134900240	134900240	0.010	1.13191	15.00000	Averaged	
14 alpha-Chlordane	140584166	137560040	137560040	0.010	2.15111	15.00000	Averaged	
15 Endosulfan I	126829795	126656440	126656440	0.010	0.13668	15.00000	Averaged	
16 4,4'-DDE	144389703	140343280	140343280	0.010	2.80243	15.00000	Averaged	
17 Dieldrin	135128396	133462520	133462520	0.010	1.23281	15.00000	Averaged	
18 Endrin	108182979	108985440	108985440	0.010	-0.74176	15.00000	Averaged	
21 4,4'-DDD	95570928	80552360	80552360	0.010	15.71458	15.00000	Averaged	<-
22 Endosulfan II	108030865	111364280	111364280	0.010	-3.08561	15.00000	Averaged	
24 4,4'-DDT	73647267	68848080	68848080	0.010	6.51645	15.00000	Averaged	
25 Endrin aldehyde	72598625	67933160	67933160	0.010	6.42638	15.00000	Averaged	
26 Endosulfan sulfate	88580726	81101520	81101520	0.010	8.44338	15.00000	Averaged	
27 Methoxychlor	16867946	16026720	16026720	0.010	4.98713	15.00000	Averaged	
29 Endrin ketone	89357503	82307840	82307840	0.010	7.88928	15.00000	Averaged	
$ 30 Decachlorobiphenyl	41158818	39913480	39913480	0.010	3.02569	15.00000	Averaged	

Average %D / Drift Results.

Calculated Average %D/Drift = 4.57575
Maximun Average %D/Drift = 15.00000
* Passed Average %D/Drift Test.

$\frac{94.07787}{20} = 4.7$

POLYCHLORINATED BIPHENYLS DATA

Environmental Quality Mgt., Inc.

Client Sample ID: FWGLL1mw-083C-0537-GW

GC Semivolatiles

Lot-Sample #...: A7J090101-001	**Work Order #...:** J8G411AG	**Matrix.....:** WG	
Date Sampled...: 10/08/07 11:35	**Date Received..:** 10/09/07		
Prep Date.....: 10/10/07	**Analysis Date..:** 10/14/07		
Prep Batch #...: 7283018			
Dilution Factor: 1	**Initial Wgt/Vol:** 1040 mL	**Final Wgt/Vol..:** 2 mL	
	Method.....: SW846 8082		

PARAMETER	RESULT	REPORTING LIMIT	UNITS	MDL
Aroclor 1016	ND	0.50	ug/L	0.044
Aroclor 1221	ND	0.50	ug/L	0.045
Aroclor 1232	ND	0.50	ug/L	0.073
Aroclor 1242	ND	0.50	ug/L	0.060
Aroclor 1248	ND	0.50	ug/L	0.061
Aroclor 1254	ND	0.50	ug/L	0.032
Aroclor 1260	ND	0.50	ug/L	0.038

SURROGATE	PERCENT RECOVERY	RECOVERY LIMITS
Tetrachloro-m-xylene	86	(27 - 130)
Decachlorobiphenyl	69	(10 - 127)

Environmental Quality Mgt., Inc.

Client Sample ID: FWGLL1mw-078C-0535-GW

GC Semivolatiles

Lot-Sample #...: A7J090101-003 **Work Order #...:** J8G451AG **Matrix.....:** WG
Date Sampled...: 10/08/07 15:05 **Date Received..:** 10/09/07
Prep Date.....: 10/10/07 **Analysis Date..:** 10/14/07
Prep Batch #...: 7283018
Dilution Factor: 1 **Initial Wgt/Vol:** 1000 mL **Final Wgt/Vol..:** 2 mL
Method.....: SW846 8082

PARAMETER	RESULT	REPORTING LIMIT	UNITS	MDL
Aroclor 1016	ND	0.50	ug/L	0.044
Aroclor 1221	ND	0.50	ug/L	0.045
Aroclor 1232	ND	0.50	ug/L	0.073
Aroclor 1242	ND	0.50	ug/L	0.060
Aroclor 1248	ND	0.50	ug/L	0.061
Aroclor 1254	ND	0.50	ug/L	0.032
Aroclor 1260	ND	0.50	ug/L	0.038

SURROGATE	PERCENT RECOVERY	RECOVERY LIMITS
Tetrachloro-m-xylene	108	(27 - 130)
Decachlorobiphenyl	48	(10 - 127)

Environmental Quality Mgt., Inc.

Client Sample ID: FWGLL2mw-059C-0538-GW

GC Semivolatiles

Lot-Sample #...: A7J090101-006	**Work Order #...:** J8G5L1AG	**Matrix.....:** WG	
Date Sampled...: 10/08/07 10:40	**Date Received..:** 10/09/07		
Prep Date.....: 10/10/07	**Analysis Date..:** 10/14/07		
Prep Batch #...: 7283018			
Dilution Factor: 1	**Initial Wgt/Vol:** 900 mL	**Final Wgt/Vol..:** 2 mL	
	Method.....: SW846 8082		

PARAMETER	RESULT	REPORTING LIMIT	UNITS	MDL
Aroclor 1016	ND	0.50	ug/L	0.044
Aroclor 1221	ND	0.50	ug/L	0.045
Aroclor 1232	ND	0.50	ug/L	0.073
Aroclor 1242	ND	0.50	ug/L	0.060
Aroclor 1248	ND	0.50	ug/L	0.061
Aroclor 1254	ND	0.50	ug/L	0.032
Aroclor 1260	ND	0.50	ug/L	0.038

SURROGATE	PERCENT RECOVERY	RECOVERY LIMITS
Tetrachloro-m-xylene	96	(27 - 130)
Decachlorobiphenyl	71	(10 - 127)

Environmental Quality Mgt., Inc.

Client Sample ID: FWGLL2mw-262C-0539-GW

GC Semivolatiles

Lot-Sample #...: A7J090101-008 **Work Order #...:** J8G5N1AG **Matrix.....:** WG
Date Sampled...: 10/08/07 12:20 **Date Received..:** 10/09/07
Prep Date.....: 10/10/07 **Analysis Date..:** 10/14/07
Prep Batch #...: 7283018
Dilution Factor: 1 **Initial Wgt/Vol:** 900 mL **Final Wgt/Vol..:** 2 mL
Method.....: SW846 8082

PARAMETER	RESULT	REPORTING LIMIT	UNITS	MDL
Aroclor 1016	ND	0.50	ug/L	0.044
Aroclor 1221	ND	0.50	ug/L	0.045
Aroclor 1232	ND	0.50	ug/L	0.073
Aroclor 1242	ND	0.50	ug/L	0.060
Aroclor 1248	ND	0.50	ug/L	0.061
Aroclor 1254	ND	0.50	ug/L	0.032
Aroclor 1260	ND	0.50	ug/L	0.038

SURROGATE	PERCENT RECOVERY	RECOVERY LIMITS
Tetrachloro-m-xylene	97	(27 - 130)
Decachlorobiphenyl	86	(10 - 127)

Environmental Quality Mgt., Inc.

Client Sample ID: FWGLL2mw-263C-0540-GW

GC Semivolatiles

Lot-Sample #...: A7J090101-010	**Work Order #...:** J8G5T1AG	**Matrix.....:** WG	
Date Sampled...: 10/08/07 14:00	**Date Received..:** 10/09/07		
Prep Date.....: 10/10/07	**Analysis Date..:** 10/14/07		
Prep Batch #...: 7283018			
Dilution Factor: 1	**Initial Wgt/Vol:** 900 mL	**Final Wgt/Vol..:** 2 mL	
	Method.....: SW846 8082		

PARAMETER	RESULT	REPORTING LIMIT	UNITS	MDL
Aroclor 1016	ND	0.50	ug/L	0.044
Aroclor 1221	ND	0.50	ug/L	0.045
Aroclor 1232	ND	0.50	ug/L	0.073
Aroclor 1242	ND	0.50	ug/L	0.060
Aroclor 1248	ND	0.50	ug/L	0.061
Aroclor 1254	ND	0.50	ug/L	0.032
Aroclor 1260	ND	0.50	ug/L	0.038

SURROGATE	PERCENT RECOVERY	RECOVERY LIMITS
Tetrachloro-m-xylene	90	(27 - 130)
Decachlorobiphenyl	45	(10 - 127)

Environmental Quality Mgt., Inc.

Client Sample ID: FWGLL3mw-238C-0541-GW

GC Semivolatiles

Lot-Sample #...:	A7J090101-012	**Work Order #...:**	J8G5X1AG	**Matrix.....:**	WG
Date Sampled...:	10/08/07 15:15	**Date Received..:**	10/09/07		
Prep Date.....:	10/10/07	**Analysis Date..:**	10/14/07		
Prep Batch #...:	7283018				
Dilution Factor:	1	**Initial Wgt/Vol:**	900 mL	**Final Wgt/Vol..:**	2 mL
		Method.....:	SW846 8082		

PARAMETER	RESULT	REPORTING LIMIT	UNITS	MDL
Aroclor 1016	ND	0.50	ug/L	0.044
Aroclor 1221	ND	0.50	ug/L	0.045
Aroclor 1232	ND	0.50	ug/L	0.073
Aroclor 1242	ND	0.50	ug/L	0.060
Aroclor 1248	ND	0.50	ug/L	0.061
Aroclor 1254	ND	0.50	ug/L	0.032
Aroclor 1260	ND	0.50	ug/L	0.038

SURROGATE	PERCENT RECOVERY	RECOVERY LIMITS
Tetrachloro-m-xylene	*106*	(27 - 130)
Decachlorobiphenyl	48	(10 - 127)

Environmental Quality Mgt., Inc.

Client Sample ID: FWGEQUIPRINSE1-0556-GW

GC Semivolatiles

Lot-Sample #...: A7J090101-014	**Work Order #...:** J8G521AG	**Matrix.....:** WQ	
Date Sampled...: 10/08/07 16:10	**Date Received..:** 10/09/07		
Prep Date.....: 10/10/07	**Analysis Date..:** 10/14/07		
Prep Batch #...: 7283018			
Dilution Factor: 1	**Initial Wgt/Vol:** 960 mL	**Final Wgt/Vol..:** 2 mL	
	Method.....: SW846 8082		

PARAMETER	RESULT	REPORTING LIMIT	UNITS	MDL
Aroclor 1016	ND	0.50	ug/L	0.044
Aroclor 1221	ND	0.50	ug/L	0.045
Aroclor 1232	ND	0.50	ug/L	0.073
Aroclor 1242	ND	0.50	ug/L	0.060
Aroclor 1248	ND	0.50	ug/L	0.061
Aroclor 1254	ND	0.50	ug/L	0.032
Aroclor 1260	ND	0.50	ug/L	0.038

SURROGATE	PERCENT RECOVERY	RECOVERY LIMITS
Tetrachloro-m-xylene	95	(27 - 130)
Decachlorobiphenyl	79	(10 - 127)

Environmental Quality Mgt., Inc.

Client Sample ID: FWGLL11mw-007C-0529-GW

GC Semivolatiles

Lot-Sample #...: A7J090101-016 **Work Order #...:** J8G541AG **Matrix.....:** WG
Date Sampled...: 10/08/07 12:35 **Date Received..:** 10/09/07
Prep Date.....: 10/10/07 **Analysis Date..:** 10/14/07
Prep Batch #...: 7283018
Dilution Factor: 1 **Initial Wgt/Vol:** 1030 mL **Final Wgt/Vol..:** 2 mL
Method.....: SW846 8082

PARAMETER	RESULT	REPORTING LIMIT	UNITS	MDL
Aroclor 1016	ND	0.50	ug/L	0.044
Aroclor 1221	ND	0.50	ug/L	0.045
Aroclor 1232	ND	0.50	ug/L	0.073
Aroclor 1242	ND	0.50	ug/L	0.060
Aroclor 1248	ND	0.50	ug/L	0.061
Aroclor 1254	ND	0.50	ug/L	0.032
Aroclor 1260	ND	0.50	ug/L	0.038

SURROGATE	PERCENT RECOVERY	RECOVERY LIMITS
Tetrachloro-m-xylene	86	(27 - 130)
Decachlorobiphenyl	38	(10 - 127)

Environmental Quality Mgt., Inc.

Client Sample ID: FWGLL3mw-242C-0542-GW

GC Semivolatiles

Lot-Sample #...: A7J090101-018 **Work Order #...:** J8G561AG **Matrix.....:** WG
Date Sampled...: 10/08/07 14:58 **Date Received..:** 10/09/07
Prep Date.....: 10/10/07 **Analysis Date..:** 10/14/07
Prep Batch #...: 7283018
Dilution Factor: 1 **Initial Wgt/Vol:** 1000 mL **Final Wgt/Vol..:** 2 mL
Method.....: SW846 8082

PARAMETER	RESULT	REPORTING LIMIT	UNITS	MDL
Aroclor 1016	ND	0.50	ug/L	0.044
Aroclor 1221	ND	0.50	ug/L	0.045
Aroclor 1232	ND	0.50	ug/L	0.073
Aroclor 1242	ND	0.50	ug/L	0.060
Aroclor 1248	ND	0.50	ug/L	0.061
Aroclor 1254	ND	0.50	ug/L	0.032
Aroclor 1260	ND	0.50	ug/L	0.038

SURROGATE	PERCENT RECOVERY	RECOVERY LIMITS
Tetrachloro-m-xylene	108	(27 - 130)
Decachlorobiphenyl	81	(10 - 127)

FORM 8
SEMIVOLATILE ANALYTICAL SEQUENCE

Lab Name: TESTAMERICA-NORTH CANTON Contract:

Lab Code: TALCAN Case No.: SAS No.: SDG No.: A7J090101

GC Column: RESTEK PEST CLPI ID: 0.53 (mm) Init. Calib. Date(s): 06/27/07 06/27/07

Instrument ID: A2HP11

THE ANALYTICAL SEQUENCE OF PERFORMANCE EVALUATION MIXTURES, BLANKS, SAMPLES, AND STANDARDS IS GIVEN BELOW:

MEAN SURROGATE RT FROM INITIAL CALIBRATION
S1 : 1.70 S2 : 8.31

	CLIENT SAMPLE NO.	LAB SAMPLE ID	DATE ANALYZED	TIME ANALYZED	S1 RT	#	S2 RT	#
01		E142	10/14/07	1523	1.70		8.32	
02		MRL	10/14/07	1539	1.70		8.32	
03	FWGLL1MW-083	J8G411AG	10/14/07	1555	1.70		8.32	
04	FWGLL1MW-083	J8G411AW	10/14/07	1611	1.70		8.31	
05	FWGLL1MW-083	J8G411AX	10/14/07	1626	1.70		8.32	
06	FWGLL1MW-078	J8G451AG	10/14/07	1642	1.71		8.31	
07	FWGLL2MW-059	J8G5L1AG	10/14/07	1658	1.70		8.31	
08	FWGLL2MW-262	J8G5N1AG	10/14/07	1714	1.70		8.31	
09	FWGLL2MW-263	J8G5T1AG	10/14/07	1729	1.70		8.31	
10	FWGLL3MW-238	J8G5X1AG	10/14/07	1745	1.71		8.31	
11	FWGEQUIPRINS	J8G521AG	10/14/07	1801	1.70		8.31	
12	FWGLL11MW-00	J8G541AG	10/14/07	1817	1.70		8.31	
13	FWGLL3MW-242	J8G561AG	10/14/07	1832	1.70		8.31	
14	J8KLPBLK	J8KLP1AA	10/14/07	1848	1.70		8.31	
15	J8KLPCHK	J8KLP1AC	10/14/07	1904	1.70		8.31	
16		MRL	10/14/07	1920	1.70		8.31	
17		E142	10/14/07	1936	1.70		8.31	
18								
19								
20								
21								
22								
23								
24								
25								
26								
27								
28								
29								
30								
31								
32								

QC LIMITS

S1 = TCMX (+/- 0.10 MINUTES)
S2 = DCB (+/- 0.10 MINUTES)

Column used to flag retention time values with an asterisk.
* Values outside of QC limits.

Data File: \\cansvr11\DD\chem\GCS\a2hp11.i\706271C-1.b\044F4401.D
Report Date: 28-Jun-2007 07:40

STL North Canton

CONTINUING CALIBRATION COMPOUNDS

Instrument ID: a2hp11.i Injection Date: 27-JUN-2007 23:47
Lab File ID: 044F4401.D Init. Cal. Date(s): 27-JUN-2007 27-JUN-2007
Analysis Type: Init. Cal. Times: 12:58 23:32
Lab Sample ID: ICV Quant Type: ESTD
Method: \\cansvr11\dd\chem\GCS\a2hp11.i\706271C-1.b\HP11PCBF.m

COMPOUND	RRF / AMOUNT	RF1	MIN RRF	%D / %DRIFT	MAX %D / %DRIFT	CURVE TYPE
3 AROCLOR-1016(1)	1564203	1362560	0.010	12.89111	15.00000	Averaged
(2)	2850237	2738745	0.010	3.91166	15.00000	Averaged
(3)	5823461	6375304	0.010	-9.47621	15.00000	Averaged
(4)	2585103	2648195	0.010	-2.44059	15.00000	Averaged
(5)	2565778	2585459	0.010	-0.76705	15.00000	Averaged
8 AROCLOR-1260(1)	1736160	1875833	0.010	-8.04492	15.00000	Averaged
(2)	2508387	2835824	0.010	-13.05368	15.00000	Averaged
(3)	2213740	2703311	0.010	-22.11514	15.00000	Averaged
(4)	3441381	3611869	0.010	-4.95405	15.00000	Averaged
(5)	1817768	2051826	0.010	-12.87614	15.00000	Averaged

5.857

12.2

METHOD BLANK REPORT

GC Semivolatiles

Client Lot #...: A7J090101 **Work Order #...:** J8KLP1AA **Matrix.....:** WATER
MB Lot-Sample #: A7J100000-018

Prep Date.....: 10/10/07 **Final Wgt/Vol..:** 2 mL
Analysis Date..: 10/14/07 **Prep Batch #...:** 7283018
Dilution Factor: 1 **Initial Wgt/Vol:** 1000 mL

PARAMETER	RESULT	REPORTING LIMIT	UNITS	METHOD
Aroclor 1016	ND	0.50	ug/L	SW846 8082
Aroclor 1221	ND	0.50	ug/L	SW846 8082
Aroclor 1232	ND	0.50	ug/L	SW846 8082
Aroclor 1242	ND	0.50	ug/L	SW846 8082
Aroclor 1248	ND	0.50	ug/L	SW846 8082
Aroclor 1254	ND	0.50	ug/L	SW846 8082
Aroclor 1260	ND	0.50	ug/L	SW846 8082

SURROGATE	PERCENT RECOVERY	RECOVERY LIMITS
Tetrachloro-m-xylene	113	(27 - 130)
Decachlorobiphenyl	72	(10 - 127)

NOTE(S):

Calculations are performed before rounding to avoid round-off errors in calculated results.

LABORATORY CONTROL SAMPLE EVALUATION REPORT

GC Semivolatiles

Client Lot #...: A7J090101 **Work Order #...:** J8KLP1AC **Matrix.....:** WATER
LCS Lot-Sample#: A7J100000-018
Prep Date.....: 10/10/07 **Analysis Date..:** 10/14/07
Prep Batch #...: 7283018
Dilution Factor: 5 **Final Wgt/Vol..:** 2 mL
Initial Wgt/Vol: 1000 mL

PARAMETER	PERCENT RECOVERY	RECOVERY LIMITS	METHOD
Aroclor 1016	**89**	**(44 - 119)**	**SW846 8082**
Aroclor 1260	**80**	**(41 - 118)**	**SW846 8082**

SURROGATE	PERCENT RECOVERY	RECOVERY LIMITS
Tetrachloro-m-xylene	109	(27 - 130)
Decachlorobiphenyl	32	(10 - 127)

NOTE(S):

Calculations are performed before rounding to avoid round-off errors in calculated results.

Bold print denotes control parameters

MATRIX SPIKE SAMPLE EVALUATION REPORT

GC Semivolatiles

Client Lot #...: A7J090101 **Work Order #...:** J8G411AW-MS **Matrix.....:** WG
MS Lot-Sample #: A7J090101-001 *J8G411AX-MSD*
Date Sampled...: 10/08/07 11:35 **Date Received..:** 10/09/07
Prep Date.....: 10/10/07 **Analysis Date..:** 10/14/07
Prep Batch #...: 7283018
Dilution Factor: 5 **Initial Wgt/Vol:** 500 mL **Final Wgt/Vol..:** 2 mL

PARAMETER	PERCENT RECOVERY	RECOVERY LIMITS	RPD	RPD LIMITS	METHOD
Aroclor 1016	**81**	**(10 - 166)**			**SW846 8082**
	85	**(10 - 166)**	**4.3**	**(0-30)**	**SW846 8082**
Aroclor 1260	**78**	**(21 - 140)**			**SW846 8082**
	81	**(21 - 140)**	**3.3**	**(0-30)**	**SW846 8082**

SURROGATE	PERCENT RECOVERY	RECOVERY LIMITS
Tetrachloro-m-xylene	87	(27 - 130)
	101	(27 - 130)
Decachlorobiphenyl	74	(10 - 127)
	74	(10 - 127)

NOTE(S):

Calculations are performed before rounding to avoid round-off errors in calculated results.

Bold print denotes control parameters

SW846 8082 SURROGATE RECOVERY

Lab Name: TestAmerica Laboratories, Inc. Client: Environmental Quality Mgt., Inc.

Lab Code: TALCAN SDG No:

Lot #: A7J090101

Extraction: XXI61QH8E

	CLIENT ID.	SRG01	SRG02	TOT OUT
01	FWGLL1mw-083C-0537-GW	86	69	00
02	FWGLL1mw-078C-0535-GW	108	48	00
03	FWGLL2mw-059C-0538-GW	96	71	00
04	FWGLL2mw-262C-0539-GW	97	86	00
05	FWGLL2mw-263C-0540-GW	90	45	00
06	FWGLL3mw-238C-0541-GW	106	48	00
07	FWGEQUIPRINSE1-0556-GW	95	79	00
08	FWGLL11mw-007C-0529-GW	86	38	00
09	FWGLL3mw-242C-0542-GW	108	81	00
10	METHOD BLK. J8KLP1AA	113	72	00
11	LCS J8KLP1AC	109	32	00
12	FWGLL1mw-083C-0537-GW D	101	74	00
13	FWGLL1mw-083C-0537-GW S	87	74	00

SURROGATES		QC LIMITS
SRG01	= Tetrachloro-m-xylene	(27-130)
SRG02	= Decachlorobiphenyl	(10-127)

\# Column to be used to flag recovery values
* Values outside of required QC Limits
D System monitoring Compound diluted out

FORM II

METALS DATA

Environmental Quality Mgt., Inc.

Client Sample ID: FWGLL1mw-083C-0537-GF

TOTAL Metals

Lot-Sample #...: A7J090101-002 **Matrix.....:** WG
Date Sampled...: 10/08/07 11:35 **Date Received..:** 10/09/07

PARAMETER	RESULT	REPORTING LIMIT	UNITS	METHOD	PREPARATION-ANALYSIS DATE	WORK ORDER #
Prep Batch #...: 7283043						
Silver	ND	5.0	ug/L	SW846 6010B	10/10-10/11/07	J8G441C7
		Dilution Factor: 1		Analysis Time..: 18:44	Analyst ID.....: 001644	
		Instrument ID..: I5		MDL.....: 2.2		
Aluminum	**989**	**50.0**	**ug/L**	**SW846 6020**	**10/10-10/18/07**	**J8G441AA**
		Dilution Factor: 1		Analysis Time..: 14:23	Analyst ID.....: 002260	
		Instrument ID..: I7		MDL.....: 9.3		
Arsenic	ND	5.0	ug/L	SW846 6010B	10/10-10/11/07	J8G441A1
		Dilution Factor: 1		Analysis Time..: 18:44	Analyst ID.....: 001644	
		Instrument ID..: I5		MDL.....: 3.2		
Barium	**18.3**	**10.0**	**ug/L**	**SW846 6010B**	**10/10-10/11/07**	**J8G441CE**
		Dilution Factor: 1		Analysis Time..: 18:44	Analyst ID.....: 001644	
		Instrument ID..: I5		MDL.....: 0.67		
Beryllium	**0.24 B**	**1.0**	**ug/L**	**SW846 6020**	**10/10-10/18/07**	**J8G441AH**
		Dilution Factor: 1		Analysis Time..: 10:08	Analyst ID.....: 002260	
		Instrument ID..: I7		MDL.....: 0.20		
Calcium	**18800**	**1000**	**ug/L**	**SW846 6010B**	**10/10-10/11/07**	**J8G441CH**
		Dilution Factor: 1		Analysis Time..: 18:44	Analyst ID.....: 001644	
		Instrument ID..: I5		MDL.....: 130		
Cadmium	**0.78**	**0.50**	**ug/L**	**SW846 6020**	**10/10-10/18/07**	**J8G441AL**
		Dilution Factor: 1		Analysis Time..: 10:08	Analyst ID.....: 002260	
		Instrument ID..: I7		MDL.....: 0.092		
Cobalt	**13.6**	**5.0**	**ug/L**	**SW846 6010B**	**10/10-10/11/07**	**J8G441CL**
		Dilution Factor: 1		Analysis Time..: 18:44	Analyst ID.....: 001644	
		Instrument ID..: I5		MDL.....: 1.7		
Chromium	ND	5.0	ug/L	SW846 6010B	10/10-10/11/07	J8G441DH
		Dilution Factor: 1		Analysis Time..: 18:44	Analyst ID.....: 001644	
		Instrument ID..: I5		MDL.....: 2.2		
Copper	**4.6 B**	**5.0**	**ug/L**	**SW846 6010B**	**10/10-10/11/07**	**J8G441CP**
		Dilution Factor: 1		Analysis Time..: 18:44	Analyst ID.....: 001644	
		Instrument ID..: I5		MDL.....: 4.5		

(Continued on next page)

Environmental Quality Mgt., Inc.

Client Sample ID: FWGLL1mw-083C-0537-GF

TOTAL Metals

Lot-Sample #...: A7J090101-002 **Matrix.....:** WG

PARAMETER	RESULT	REPORTING LIMIT	UNITS	METHOD	PREPARATION-ANALYSIS DATE	WORK ORDER #
Iron	**90.4**	**20.0**	**ug/L**	**SW846 6020**	**10/10-10/18/07**	**J8G441AP**
		Dilution Factor: 1		Analysis Time..: 10:08	Analyst ID.....: 002260	
		Instrument ID..: I7		MDL.....: 15.0		
Mercury	ND	0.20	ug/L	SW846 7470A	10/10-10/11/07	J8G441CA
		Dilution Factor: 1		Analysis Time..: 09:44	Analyst ID.....: 001086	
		Instrument ID..: H1		MDL.....: 0.090		
Potassium	**2340 J,E**	**1000**	**ug/L**	**SW846 6010B**	**10/10-10/11/07**	**J8G441C4**
		Dilution Factor: 1		Analysis Time..: 18:44	Analyst ID.....: 001644	
		Instrument ID..: I5		MDL.....: 72.0		
Magnesium	**5070**	**1000**	**ug/L**	**SW846 6010B**	**10/10-10/11/07**	**J8G441CT**
		Dilution Factor: 1		Analysis Time..: 18:44	Analyst ID.....: 001644	
		Instrument ID..: I5		MDL.....: 34.0		
Manganese	**765**	**10.0**	**ug/L**	**SW846 6010B**	**10/10-10/11/07**	**J8G441CW**
		Dilution Factor: 1		Analysis Time..: 18:44	Analyst ID.....: 001644	
		Instrument ID..: I5		MDL.....: 0.41		
Sodium	**18500**	**1000**	**ug/L**	**SW846 6010B**	**10/10-10/11/07**	**J8G441DA**
		Dilution Factor: 1		Analysis Time..: 18:44	Analyst ID.....: 001644	
		Instrument ID..: I5		MDL.....: 590		
Nickel	**43.6**	**10.0**	**ug/L**	**SW846 6010B**	**10/10-10/11/07**	**J8G441C1**
		Dilution Factor: 1		Analysis Time..: 18:44	Analyst ID.....: 001644	
		Instrument ID..: I5		MDL.....: 3.2		
Lead	ND	3.0	ug/L	SW846 6010B	10/10-10/11/07	J8G441A4
		Dilution Factor: 1		Analysis Time..: 18:44	Analyst ID.....: 001644	
		Instrument ID..: I5		MDL.....: 1.9		
Antimony	**0.21 B**	**2.0**	**ug/L**	**SW846 6020**	**10/10-10/18/07**	**J8G441AE**
		Dilution Factor: 1		Analysis Time..: 10:08	Analyst ID.....: 002260	
		Instrument ID..: I7		MDL.....: 0.13		
Selenium	ND	5.0	ug/L	SW846 6010B	10/10-10/11/07	J8G441A7
		Dilution Factor: 1		Analysis Time..: 18:44	Analyst ID.....: 001644	
		Instrument ID..: I5		MDL.....: 4.1		

(Continued on next page)

Environmental Quality Mgt., Inc.

Client Sample ID: FWGLL1mw-083C-0537-GF

TOTAL Metals

Lot-Sample #...: A7J090101-002 Matrix.....: WG

PARAMETER	RESULT	REPORTING LIMIT	UNITS	METHOD	PREPARATION-ANALYSIS DATE	WORK ORDER #
Thallium	ND	1.0	ug/L	SW846 6020	10/10-10/18/07	J8G441AT
		Dilution Factor: 1		Analysis Time..: 10:08	Analyst ID.....: 002260	
		Instrument ID..: I7		MDL.....: 0.14		
Vanadium	ND	10.0	ug/L	SW846 6010B	10/10-10/11/07	J8G441DE
		Dilution Factor: 1		Analysis Time..: 18:44	Analyst ID.....: 001644	
		Instrument ID..: I5		MDL.....: 0.64		
Zinc	**45.8**	**10.0**	**ug/L**	**SW846 6020**	**10/10-10/18/07**	**J8G441AW**
		Dilution Factor: 1		Analysis Time..: 10:08	Analyst ID.....: 002260	
		Instrument ID..: I7		MDL.....: 2.0		

NOTE(S):

B Estimated result. Result is less than RL.

J Method blank contamination. The associated method blank contains the target analyte at a reportable level.

E Matrix interference.

Environmental Quality Mgt., Inc.

Client Sample ID: FWGLL1mw-078C-0535-GF

TOTAL Metals

Lot-Sample #...: A7J090101-004 **Matrix.....:** WG
Date Sampled...: 10/08/07 15:05 **Date Received..:** 10/09/07

PARAMETER	RESULT	REPORTING LIMIT	UNITS	METHOD	PREPARATION-ANALYSIS DATE	WORK ORDER #
Prep Batch #...: 7283043						
Silver	ND	5.0	ug/L	SW846 6010B	10/10-10/11/07	J8G461AP
		Dilution Factor: 1		Analysis Time..: 19:21	Analyst ID.....: 001644	
		Instrument ID..: I5		MDL.....: 2.2		
Aluminum	**69.8**	**50.0**	**ug/L**	***SW846 6020***	***10/10-10/18/07***	***J8G461AE***
		Dilution Factor: 1		Analysis Time..: 14:38	Analyst ID.....: 002260	
		Instrument ID..: I7		MDL.....: 9.3		
Arsenic	ND	5.0	ug/L	SW846 6010B	10/10-10/11/07	J8G461AA
		Dilution Factor: 1		Analysis Time..: 19:21	Analyst ID.....: 001644	
		Instrument ID..: I5		MDL.....: 3.2		
Barium	**16.3**	**10.0**	**ug/L**	**SW846 6010B**	**10/10-10/11/07**	**J8G461AR**
		Dilution Factor: 1		Analysis Time..: 19:21	Analyst ID.....: 001644	
		Instrument ID..: I5		MDL.....: 0.67		
Beryllium	ND	1.0	ug/L	SW846 6020	10/10-10/18/07	J8G461AG
		Dilution Factor: 1		Analysis Time..: 10:24	Analyst ID.....: 002260	
		Instrument ID..: I7		MDL.....: 0.20		
Calcium	**47400**	**1000**	**ug/L**	**SW846 6010B**	**10/10-10/11/07**	**J8G461AT**
		Dilution Factor: 1		Analysis Time..: 19:21	Analyst ID.....: 001644	
		Instrument ID..: I5		MDL.....: 130		
Cadmium	ND	0.50	ug/L	SW846 6020	10/10-10/18/07	J8G461AH
		Dilution Factor: 1		Analysis Time..: 10:24	Analyst ID.....: 002260	
		Instrument ID..: I7		MDL.....: 0.092		
Cobalt	**1.9 B**	**5.0**	**ug/L**	**SW846 6010B**	**10/10-10/11/07**	**J8G461AU**
		Dilution Factor: 1		Analysis Time..: 19:21	Analyst ID.....: 001644	
		Instrument ID..: I5		MDL.....: 1.7		
Chromium	ND	5.0	ug/L	SW846 6010B	10/10-10/11/07	J8G461A2
		Dilution Factor: 1		Analysis Time..: 19:21	Analyst ID.....: 001644	
		Instrument ID..: I5		MDL.....: 2.2		
Copper	ND	5.0	ug/L	SW846 6010B	10/10-10/11/07	J8G461AV
		Dilution Factor: 1		Analysis Time..: 19:21	Analyst ID.....: 001644	
		Instrument ID..: I5		MDL.....: 4.5		

(Continued on next page)

Environmental Quality Mgt., Inc.

Client Sample ID: FWGLL1mw-078C-0535-GF

TOTAL Metals

Lot-Sample #...: A7J090101-004 **Matrix.....:** WG

PARAMETER	RESULT	REPORTING LIMIT	UNITS	METHOD	PREPARATION-ANALYSIS DATE	WORK ORDER #
Iron	**158**	***20.0***	***ug/L***	***SW846 6020***	***10/10-10/18/07***	***J8G461AJ***
		Dilution Factor: 1		Analysis Time..: 10:24	Analyst ID.....: 002260	
		Instrument ID..: I7		MDL.....: 15.0		
Mercury	ND	0.20	ug/L	SW846 7470A	10/10-10/11/07	J8G461AQ
		Dilution Factor: 1		Analysis Time..: 09:50	Analyst ID.....: 001086	
		Instrument ID..: H1		MDL.....: 0.090		
Potassium	**3340 J**	**1000**	**ug/L**	**SW846 6010B**	**10/10-10/11/07**	**J8G461AN**
		Dilution Factor: 1		Analysis Time..: 19:21	Analyst ID.....: 001644	
		Instrument ID..: I5		MDL.....: 72.0		
Magnesium	**8980**	**1000**	**ug/L**	**SW846 6010B**	**10/10-10/11/07**	**J8G461AW**
		Dilution Factor: 1		Analysis Time..: 19:21	Analyst ID.....: 001644	
		Instrument ID..: I5		MDL.....: 34.0		
Manganese	**120**	**10.0**	**ug/L**	**SW846 6010B**	**10/10-10/11/07**	**J8G461AX**
		Dilution Factor: 1		Analysis Time..: 19:21	Analyst ID.....: 001644	
		Instrument ID..: I5		MDL.....: 0.41		
Sodium	**4610**	**1000**	**ug/L**	**SW846 6010B**	**10/10-10/11/07**	**J8G461A0**
		Dilution Factor: 1		Analysis Time..: 19:21	Analyst ID.....: 001644	
		Instrument ID..: I5		MDL.....: 590		
Nickel	**6.8 B**	**10.0**	**ug/L**	**SW846 6010B**	**10/10-10/11/07**	**J8G461AM**
		Dilution Factor: 1		Analysis Time..: 19:21	Analyst ID.....: 001644	
		Instrument ID..: I5		MDL.....: 3.2		
Lead	ND	3.0	ug/L	SW846 6010B	10/10-10/11/07	J8G461AC
		Dilution Factor: 1		Analysis Time..: 19:21	Analyst ID.....: 001644	
		Instrument ID..: I5		MDL.....: 1.9		
Antimony	**0.24 B**	**2.0**	**ug/L**	**SW846 6020**	**10/10-10/18/07**	**J8G461AF**
		Dilution Factor: 1		Analysis Time..: 10:24	Analyst ID.....: 002260	
		Instrument ID..: I7		MDL.....: 0.13		
Selenium	ND	5.0	ug/L	SW846 6010B	10/10-10/11/07	J8G461AD
		Dilution Factor: 1		Analysis Time..: 19:21	Analyst ID.....: 001644	
		Instrument ID..: I5		MDL.....: 4.1		

(Continued on next page)

Environmental Quality Mgt., Inc.

Client Sample ID: FWGLL1mw-078C-0535-GF

TOTAL Metals

Lot-Sample #...: A7J090101-004 **Matrix.....:** WG

PARAMETER	RESULT	REPORTING LIMIT	UNITS	METHOD	PREPARATION-ANALYSIS DATE	WORK ORDER #
Thallium	**0.33 B**	**1.0**	**ug/L**	**SW846 6020**	**10/10-10/18/07**	**J8G461AK**
		Dilution Factor: 1		Analysis Time..: 10:24	Analyst ID.....: 002260	
		Instrument ID..: I7		MDL.....: 0.14		
Vanadium	ND	10.0	ug/L	SW846 6010B	10/10-10/11/07	J8G461A1
		Dilution Factor: 1		Analysis Time..: 19:21	Analyst ID.....: 001644	
		Instrument ID..: I5		MDL.....: 0.64		
Zinc	**6.3 B**	**10.0**	**ug/L**	**SW846 6020**	**10/10-10/18/07**	**J8G461AL**
		Dilution Factor: 1		Analysis Time..: 10:24	Analyst ID.....: 002260	
		Instrument ID..: I7		MDL.....: 2.0		

NOTE(S):

B Estimated result. Result is less than RL.

J Method blank contamination. The associated method blank contains the target analyte at a reportable level.

Environmental Quality Mgt., Inc.

Client Sample ID: FWGLL2mw-059C-0538-GF

TOTAL Metals

Lot-Sample #...: A7J090101-007 **Matrix.....:** WG
Date Sampled...: 10/08/07 10:40 **Date Received..:** 10/09/07

PARAMETER	RESULT	REPORTING LIMIT	UNITS	METHOD	PREPARATION-ANALYSIS DATE	WORK ORDER #
Prep Batch #...: 7283043						
Silver	ND	5.0	ug/L	SW846 6010B	10/10-10/11/07	J8G5M1AP
		Dilution Factor: 1		Analysis Time..: 19:26	Analyst ID.....: 001644	
		Instrument ID..: I5		MDL.....: 2.2		
Aluminum	**10.7 B**	**50.0**	**ug/L**	**SW846 6020**	**10/10-10/18/07**	**J8G5M1AE**
		Dilution Factor: 1		Analysis Time..: 14:53	Analyst ID.....: 002260	
		Instrument ID..: I7		MDL.....: 9.3		
Arsenic	ND	5.0	ug/L	SW846 6010B	10/10-10/11/07	J8G5M1AA
		Dilution Factor: 1		Analysis Time..: 19:26	Analyst ID.....: 001644	
		Instrument ID..: I5		MDL.....: 3.2		
Barium	**5.4 B**	**10.0**	**ug/L**	**SW846 6010B**	**10/10-10/11/07**	**J8G5M1AR**
		Dilution Factor: 1		Analysis Time..: 19:26	Analyst ID.....: 001644	
		Instrument ID..: I5		MDL.....: 0.67		
Beryllium	ND	1.0	ug/L	SW846 6020	10/10-10/18/07	J8G5M1AG
		Dilution Factor: 1		Analysis Time..: 10:43	Analyst ID.....: 002260	
		Instrument ID..: I7		MDL.....: 0.20		
Calcium	**23400**	**1000**	**ug/L**	**SW846 6010B**	**10/10-10/11/07**	**J8G5M1AT**
		Dilution Factor: 1		Analysis Time..: 19:26	Analyst ID.....: 001644	
		Instrument ID..: I5		MDL.....: 130		
Cadmium	ND	0.50	ug/L	SW846 6020	10/10-10/18/07	J8G5M1AH
		Dilution Factor: 1		Analysis Time..: 10:43	Analyst ID.....: 002260	
		Instrument ID..: I7		MDL.....: 0.092		
Cobalt	ND	5.0	ug/L	SW846 6010B	10/10-10/11/07	J8G5M1AU
		Dilution Factor: 1		Analysis Time..: 19:26	Analyst ID.....: 001644	
		Instrument ID..: I5		MDL.....: 1.7		
Chromium	ND	5.0	ug/L	SW846 6010B	10/10-10/11/07	J8G5M1A2
		Dilution Factor: 1		Analysis Time..: 19:26	Analyst ID.....: 001644	
		Instrument ID..: I5		MDL.....: 2.2		
Copper	ND	5.0	ug/L	SW846 6010B	10/10-10/11/07	J8G5M1AV
		Dilution Factor: 1		Analysis Time..: 19:26	Analyst ID.....: 001644	
		Instrument ID..: I5		MDL.....: 4.5		

(Continued on next page)

Environmental Quality Mgt., Inc.

Client Sample ID: FWGLL2mw-059C-0538-GF

TOTAL Metals

Lot-Sample #...: A7J090101-007 Matrix.....: WG

PARAMETER	RESULT	REPORTING LIMIT	UNITS	METHOD	PREPARATION-ANALYSIS DATE	WORK ORDER #
Iron	**71.7**	**20.0**	**ug/L**	**SW846 6020**	**10/10-10/18/07**	**J8G5M1AJ**
		Dilution Factor: 1		Analysis Time..: 10:43	Analyst ID.....: 002260	
		Instrument ID..: I7		MDL.....: 15.0		
Mercury	ND	0.20	ug/L	SW846 7470A	10/10-10/11/07	J8G5M1AQ
		Dilution Factor: 1		Analysis Time..: 09:56	Analyst ID.....: 001086	
		Instrument ID..: H1		MDL.....: 0.090		
Potassium	**748 B,J**	**1000**	**ug/L**	**SW846 6010B**	**10/10-10/11/07**	**J8G5M1AN**
		Dilution Factor: 1		Analysis Time..: 19:26	Analyst ID.....: 001644	
		Instrument ID..: I5		MDL.....: 72.0		
Magnesium	**8960**	**1000**	**ug/L**	**SW846 6010B**	**10/10-10/11/07**	**J8G5M1AW**
		Dilution Factor: 1		Analysis Time..: 19:26	Analyst ID.....: 001644	
		Instrument ID..: I5		MDL.....: 34.0		
Manganese	**136**	**10.0**	**ug/L**	**SW846 6010B**	**10/10-10/11/07**	**J8G5M1AX**
		Dilution Factor: 1		Analysis Time..: 19:26	Analyst ID.....: 001644	
		Instrument ID..: I5		MDL.....: 0.41		
Sodium	**4820**	**1000**	**ug/L**	**SW846 6010B**	**10/10-10/11/07**	**J8G5M1A0**
		Dilution Factor: 1		Analysis Time..: 19:26	Analyst ID.....: 001644	
		Instrument ID..: I5		MDL.....: 590		
Nickel	**5.9 B**	**10.0**	**ug/L**	**SW846 6010B**	**10/10-10/11/07**	**J8G5M1AM**
		Dilution Factor: 1		Analysis Time..: 19:26	Analyst ID.....: 001644	
		Instrument ID..: I5		MDL.....: 3.2		
Lead	ND	3.0	ug/L	SW846 6010B	10/10-10/11/07	J8G5M1AC
		Dilution Factor: 1		Analysis Time..: 19:26	Analyst ID.....: 001644	
		Instrument ID..: I5		MDL.....: 1.9		
Antimony	ND	2.0	ug/L	SW846 6020	10/10-10/18/07	J8G5M1AF
		Dilution Factor: 1		Analysis Time..: 10:43	Analyst ID.....: 002260	
		Instrument ID..: I7		MDL.....: 0.13		
Selenium	ND	5.0	ug/L	SW846 6010B	10/10-10/11/07	J8G5M1AD
		Dilution Factor: 1		Analysis Time..: 19:26	Analyst ID.....: 001644	
		Instrument ID..: I5		MDL.....: 4.1		

(Continued on next page)

Environmental Quality Mgt., Inc.

Client Sample ID: FWGLL2mw-059C-0538-GF

TOTAL Metals

Lot-Sample #...: A7J090101-007 **Matrix.....:** WG

PARAMETER	RESULT	REPORTING LIMIT	UNITS	METHOD	PREPARATION-ANALYSIS DATE	WORK ORDER #
Thallium	ND	1.0	ug/L	SW846 6020	10/10-10/18/07	J8G5M1AK
		Dilution Factor: 1		Analysis Time..: 10:43	Analyst ID.....: 002260	
		Instrument ID..: I7		MDL.....: 0.14		
Vanadium	ND	10.0	ug/L	SW846 6010B	10/10-10/11/07	J8G5M1A1
		Dilution Factor: 1		Analysis Time..: 19:26	Analyst ID.....: 001644	
		Instrument ID..: I5		MDL.....: 0.64		
Zinc	**6.8 B**	**10.0**	**ug/L**	**SW846 6020**	**10/10-10/18/07**	**J8G5M1AL**
		Dilution Factor: 1		Analysis Time..: 10:43	Analyst ID.....: 002260	
		Instrument ID..: I7		MDL.....: 2.0		

NOTE(S):

B Estimated result. Result is less than RL.

J Method blank contamination. The associated method blank contains the target analyte at a reportable level.

Environmental Quality Mgt., Inc.

Client Sample ID: FWGLL2mw-262C-0539-GF

TOTAL Metals

Lot-Sample #...: A7J090101-009 **Matrix.....:** WG
Date Sampled...: 10/08/07 12:20 **Date Received..:** 10/09/07

PARAMETER	RESULT	REPORTING LIMIT	UNITS	METHOD	PREPARATION-ANALYSIS DATE	WORK ORDER #
Prep Batch #...: 7283043						
Silver	ND	5.0	ug/L	SW846 6010B	10/10-10/11/07	J8G5R1AP
		Dilution Factor: 1		Analysis Time..: 19:31	Analyst ID.....: 001644	
		Instrument ID..: I5		MDL.....: 2.2		
Aluminum	ND	50.0	ug/L	SW846 6020	10/10-10/18/07	J8G5R1AE
		Dilution Factor: 1		Analysis Time..: 14:56	Analyst ID.....: 002260	
		Instrument ID..: I7		MDL.....: 9.3		
Arsenic	ND	5.0	ug/L	SW846 6010B	10/10-10/11/07	J8G5R1AA
		Dilution Factor: 1		Analysis Time..: 19:31	Analyst ID.....: 001644	
		Instrument ID..: I5		MDL.....: 3.2		
Barium	**19.4**	**10.0**	**ug/L**	**SW846 6010B**	**10/10-10/11/07**	**J8G5R1AR**
		Dilution Factor: 1		Analysis Time..: 19:31	Analyst ID.....: 001644	
		Instrument ID..: I5		MDL.....: 0.67		
Beryllium	ND	1.0	ug/L	SW846 6020	10/10-10/18/07	J8G5R1AG
		Dilution Factor: 1		Analysis Time..: 10:47	Analyst ID.....: 002260	
		Instrument ID..: I7		MDL.....: 0.20		
Calcium	**55400**	**1000**	**ug/L**	**SW846 6010B**	**10/10-10/11/07**	**J8G5R1AT**
		Dilution Factor: 1		Analysis Time..: 19:31	Analyst ID.....: 001644	
		Instrument ID..: I5		MDL.....: 130		
Cadmium	ND	0.50	ug/L	SW846 6020	10/10-10/18/07	J8G5R1AH
		Dilution Factor: 1		Analysis Time..: 10:47	Analyst ID.....: 002260	
		Instrument ID..: I7		MDL.....: 0.092		
Cobalt	**5.0**	**5.0**	**ug/L**	**SW846 6010B**	**10/10-10/11/07**	**J8G5R1AU**
		Dilution Factor: 1		Analysis Time..: 19:31	Analyst ID.....: 001644	
		Instrument ID..: I5		MDL.....: 1.7		
Chromium	ND	5.0	ug/L	SW846 6010B	10/10-10/11/07	J8G5R1A2
		Dilution Factor: 1		Analysis Time..: 19:31	Analyst ID.....: 001644	
		Instrument ID..: I5		MDL.....: 2.2		
Copper	ND	5.0	ug/L	SW846 6010B	10/10-10/11/07	J8G5R1AV
		Dilution Factor: 1		Analysis Time..: 19:31	Analyst ID.....: 001644	
		Instrument ID..: I5		MDL.....: 4.5		

(Continued on next page)

Environmental Quality Mgt., Inc.

Client Sample ID: FWGLL2mw-262C-0539-GF

TOTAL Metals

Lot-Sample #...: A7J090101-009 **Matrix.....:** WG

PARAMETER	RESULT	REPORTING LIMIT	UNITS	METHOD	PREPARATION-ANALYSIS DATE	WORK ORDER #
Iron	**159**	**20.0**	**ug/L**	**SW846 6020**	**10/10-10/18/07**	**J8G5R1AJ**
		Dilution Factor: 1		Analysis Time..: 10:47	Analyst ID.....: 002260	
		Instrument ID..: I7		MDL.....: 15.0		
Mercury	ND	0.20	ug/L	SW846 7470A	10/10-10/11/07	J8G5R1AQ
		Dilution Factor: 1		Analysis Time..: 09:57	Analyst ID.....: 001086	
		Instrument ID..: H1		MDL.....: 0.090		
Potassium	**2080 J**	**1000**	**ug/L**	**SW846 6010B**	**10/10-10/11/07**	**J8G5R1AN**
		Dilution Factor: 1		Analysis Time..: 19:31	Analyst ID.....: 001644	
		Instrument ID..: I5		MDL.....: 72.0		
Magnesium	**37800**	**1000**	**ug/L**	**SW846 6010B**	**10/10-10/11/07**	**J8G5R1AW**
		Dilution Factor: 1		Analysis Time..: 19:31	Analyst ID.....: 001644	
		Instrument ID..: I5		MDL.....: 34.0		
Manganese	**922**	**10.0**	**ug/L**	**SW846 6010B**	**10/10-10/11/07**	**J8G5R1AX**
		Dilution Factor: 1		Analysis Time..: 19:31	Analyst ID.....: 001644	
		Instrument ID..: I5		MDL.....: 0.41		
Sodium	**8430**	**1000**	**ug/L**	**SW846 6010B**	**10/10-10/11/07**	**J8G5R1A0**
		Dilution Factor: 1		Analysis Time..: 19:31	Analyst ID.....: 001644	
		Instrument ID..: I5		MDL.....: 590		
Nickel	**23.3**	**10.0**	**ug/L**	**SW846 6010B**	**10/10-10/11/07**	**J8G5R1AM**
		Dilution Factor: 1		Analysis Time..: 19:31	Analyst ID.....: 001644	
		Instrument ID..: I5		MDL.....: 3.2		
Lead	ND	3.0	ug/L	SW846 6010B	10/10-10/11/07	J8G5R1AC
		Dilution Factor: 1		Analysis Time..: 19:31	Analyst ID.....: 001644	
		Instrument ID..: I5		MDL.....: 1.9		
Antimony	ND	2.0	ug/L	SW846 6020	10/10-10/18/07	J8G5R1AF
		Dilution Factor: 1		Analysis Time..: 10:47	Analyst ID.....: 002260	
		Instrument ID..: I7		MDL.....: 0.13		
Selenium	ND	5.0	ug/L	SW846 6010B	10/10-10/11/07	J8G5R1AD
		Dilution Factor: 1		Analysis Time..: 19:31	Analyst ID.....: 001644	
		Instrument ID..: I5		MDL.....: 4.1		

(Continued on next page)

Environmental Quality Mgt., Inc.

Client Sample ID: FWGLL2mw-262C-0539-GF

TOTAL Metals

Lot-Sample #...: A7J090101-009 **Matrix.....:** WG

PARAMETER	RESULT	REPORTING LIMIT	UNITS	METHOD	PREPARATION-ANALYSIS DATE	WORK ORDER #
Thallium	ND	1.0	ug/L	SW846 6020	10/10-10/18/07	J8G5R1AK
		Dilution Factor: 1		Analysis Time..: 10:47	Analyst ID.....: 002260	
		Instrument ID..: I7		MDL.....: 0.14		
Vanadium	ND	10.0	ug/L	SW846 6010B	10/10-10/11/07	J8G5R1A1
		Dilution Factor: 1		Analysis Time..: 19:31	Analyst ID.....: 001644	
		Instrument ID..: I5		MDL.....: 0.64		
Zinc	**4.9 B**	**10.0**	**ug/L**	**SW846 6020**	**10/10-10/18/07**	**J8G5R1AL**
		Dilution Factor: 1		Analysis Time..: 10:47	Analyst ID.....: 002260	
		Instrument ID..: I7		MDL.....: 2.0		

NOTE(S):

J Method blank contamination. The associated method blank contains the target analyte at a reportable level.

B Estimated result. Result is less than RL.

Environmental Quality Mgt., Inc.

Client Sample ID: FWGLL2mw-263C-0540-GF

TOTAL Metals

Lot-Sample #...: A7J090101-011 **Matrix.....:** WG
Date Sampled...: 10/08/07 14:00 **Date Received..:** 10/09/07

PARAMETER	RESULT	REPORTING LIMIT	UNITS	METHOD	PREPARATION-ANALYSIS DATE	WORK ORDER #
Prep Batch #...: 7283043						
Silver	ND	5.0	ug/L	SW846 6010B	10/10-10/11/07	J8G5W1AP
		Dilution Factor: 1		Analysis Time..: 19:36	Analyst ID.....: 001644	
		Instrument ID..: I5		MDL.....: 2.2		
Aluminum	ND	50.0	ug/L	SW846 6020	10/10-10/18/07	J8G5W1AE
		Dilution Factor: 1		Analysis Time..: 15:00	Analyst ID.....: 002260	
		Instrument ID..: I7		MDL.....: 9.3		
Arsenic	**16.8**	**5.0**	**ug/L**	**SW846 6010B**	**10/10-10/11/07**	**J8G5W1AA**
		Dilution Factor: 1		Analysis Time..: 19:36	Analyst ID.....: 001644	
		Instrument ID..: I5		MDL.....: 3.2		
Barium	**27.0**	**10.0**	**ug/L**	**SW846 6010B**	**10/10-10/11/07**	**J8G5W1AR**
		Dilution Factor: 1		Analysis Time..: 19:36	Analyst ID.....: 001644	
		Instrument ID..: I5		MDL.....: 0.67		
Beryllium	ND	1.0	ug/L	SW846 6020	10/10-10/18/07	J8G5W1AG
		Dilution Factor: 1		Analysis Time..: 10:50	Analyst ID.....: 002260	
		Instrument ID..: I7		MDL.....: 0.20		
Calcium	**37500**	**1000**	**ug/L**	**SW846 6010B**	**10/10-10/11/07**	**J8G5W1AT**
		Dilution Factor: 1		Analysis Time..: 19:36	Analyst ID.....: 001644	
		Instrument ID..: I5		MDL.....: 130		
Cadmium	ND	0.50	ug/L	SW846 6020	10/10-10/18/07	J8G5W1AH
		Dilution Factor: 1		Analysis Time..: 10:50	Analyst ID.....: 002260	
		Instrument ID..: I7		MDL.....: 0.092		
Cobalt	**2.9 B**	**5.0**	**ug/L**	**SW846 6010B**	**10/10-10/11/07**	**J8G5W1AU**
		Dilution Factor: 1		Analysis Time..: 19:36	Analyst ID.....: 001644	
		Instrument ID..: I5		MDL.....: 1.7		
Chromium	ND	5.0	ug/L	SW846 6010B	10/10-10/11/07	J8G5W1A2
		Dilution Factor: 1		Analysis Time..: 19:36	Analyst ID.....: 001644	
		Instrument ID..: I5		MDL.....: 2.2		
Copper	ND	5.0	ug/L	SW846 6010B	10/10-10/11/07	J8G5W1AV
		Dilution Factor: 1		Analysis Time..: 19:36	Analyst ID.....: 001644	
		Instrument ID..: I5		MDL.....: 4.5		

(Continued on next page)

Environmental Quality Mgt., Inc.

Client Sample ID: FWGLL2mw-263C-0540-GF

TOTAL Metals

Lot-Sample #...: A7J090101-011 **Matrix.....:** WG

PARAMETER	RESULT	REPORTING LIMIT	UNITS	METHOD	PREPARATION-ANALYSIS DATE	WORK ORDER #
Iron	**5140**	**20.0**	**ug/L**	**SW846 6020**	**10/10-10/18/07**	**J8G5W1AJ**
		Dilution Factor: 1		Analysis Time..: 10:50	Analyst ID.....: 002260	
		Instrument ID..: I7		MDL.....: 15.0		
Mercury	ND	0.20	ug/L	SW846 7470A	10/10-10/11/07	J8G5W1AQ
		Dilution Factor: 1		Analysis Time..: 09:59	Analyst ID.....: 001086	
		Instrument ID..: H1		MDL.....: 0.090		
Potassium	**822 B,J**	**1000**	**ug/L**	**SW846 6010B**	**10/10-10/11/07**	**J8G5W1AN**
		Dilution Factor: 1		Analysis Time..: 19:36	Analyst ID.....: 001644	
		Instrument ID..: I5		MDL.....: 72.0		
Magnesium	**16900**	**1000**	**ug/L**	**SW846 6010B**	**10/10-10/11/07**	**J8G5W1AW**
		Dilution Factor: 1		Analysis Time..: 19:36	Analyst ID.....: 001644	
		Instrument ID..: I5		MDL.....: 34.0		
Manganese	**1590**	**10.0**	**ug/L**	**SW846 6010B**	**10/10-10/11/07**	**J8G5W1AX**
		Dilution Factor: 1		Analysis Time..: 19:36	Analyst ID.....: 001644	
		Instrument ID..: I5		MDL.....: 0.41		
Sodium	**5130**	**1000**	**ug/L**	**SW846 6010B**	**10/10-10/11/07**	**J8G5W1A0**
		Dilution Factor: 1		Analysis Time..: 19:36	Analyst ID.....: 001644	
		Instrument ID..: I5		MDL.....: 590		
Nickel	**7.0 B**	**10.0**	**ug/L**	**SW846 6010B**	**10/10-10/11/07**	**J8G5W1AM**
		Dilution Factor: 1		Analysis Time..: 19:36	Analyst ID.....: 001644	
		Instrument ID..: I5		MDL.....: 3.2		
Lead	ND	3.0	ug/L	SW846 6010B	10/10-10/11/07	J8G5W1AC
		Dilution Factor: 1		Analysis Time..: 19:36	Analyst ID.....: 001644	
		Instrument ID..: I5		MDL.....: 1.9		
Antimony	ND	2.0	ug/L	SW846 6020	10/10-10/18/07	J8G5W1AF
		Dilution Factor: 1		Analysis Time..: 10:50	Analyst ID.....: 002260	
		Instrument ID..: I7		MDL.....: 0.13		
Selenium	ND	5.0	ug/L	SW846 6010B	10/10-10/11/07	J8G5W1AD
		Dilution Factor: 1		Analysis Time..: 19:36	Analyst ID.....: 001644	
		Instrument ID..: I5		MDL.....: 4.1		

(Continued on next page)

Environmental Quality Mgt., Inc.

Client Sample ID: FWGLL2mw-263C-0540-GF

TOTAL Metals

Lot-Sample #...: A7J090101-011 **Matrix.....:** WG

PARAMETER	RESULT	REPORTING LIMIT	UNITS	METHOD	PREPARATION-ANALYSIS DATE	WORK ORDER #
Thallium	ND	1.0	ug/L	SW846 6020	10/10-10/18/07	J8G5W1AK
		Dilution Factor: 1		Analysis Time..: 10:50	Analyst ID.....: 002260	
		Instrument ID..: I7		MDL.....: 0.14		
Vanadium	ND	10.0	ug/L	SW846 6010B	10/10-10/11/07	J8G5W1A1
		Dilution Factor: 1		Analysis Time..: 19:36	Analyst ID.....: 001644	
		Instrument ID..: I5		MDL.....: 0.64		
Zinc	**2.8 B**	**10.0**	**ug/L**	**SW846 6020**	**10/10-10/18/07**	**J8G5W1AL**
		Dilution Factor: 1		Analysis Time..: 10:50	Analyst ID.....: 002260	
		Instrument ID..: I7		MDL.....: 2.0		

NOTE(S):

B Estimated result. Result is less than RL.

J Method blank contamination. The associated method blank contains the target analyte at a reportable level.

Environmental Quality Mgt., Inc.

Client Sample ID: FWGLL3mw-238C-0541-GF

TOTAL Metals

Lot-Sample #...: A7J090101-013 **Matrix.....:** WG
Date Sampled...: 10/08/07 15:15 **Date Received..:** 10/09/07

PARAMETER	RESULT	REPORTING LIMIT	UNITS	METHOD	PREPARATION-ANALYSIS DATE	WORK ORDER #
Prep Batch #...: 7283043						
Silver	ND	5.0	ug/L	SW846 6010B	10/10-10/11/07	J8G511AP
		Dilution Factor: 1		Analysis Time..: 19:41	Analyst ID.....: 001644	
		Instrument ID..: I5		MDL.....: 2.2		
Aluminum	**16.5 B**	**50.0**	**ug/L**	**SW846 6020**	**10/10-10/18/07**	**J8G511AE**
		Dilution Factor: 1		Analysis Time..: 15:03	Analyst ID.....: 002260	
		Instrument ID..: I7		MDL.....: 9.3		
Arsenic	ND	5.0	ug/L	SW846 6010B	10/10-10/11/07	J8G511AA
		Dilution Factor: 1		Analysis Time..: 19:41	Analyst ID.....: 001644	
		Instrument ID..: I5		MDL.....: 3.2		
Barium	**6.7 B**	**10.0**	**ug/L**	**SW846 6010B**	**10/10-10/11/07**	**J8G511AR**
		Dilution Factor: 1		Analysis Time..: 19:41	Analyst ID.....: 001644	
		Instrument ID..: I5		MDL.....: 0.67		
Beryllium	ND	1.0	ug/L	SW846 6020	10/10-10/18/07	J8G511AG
		Dilution Factor: 1		Analysis Time..: 10:54	Analyst ID.....: 002260	
		Instrument ID..: I7		MDL.....: 0.20		
Calcium	**38800**	**1000**	**ug/L**	**SW846 6010B**	**10/10-10/11/07**	**J8G511AT**
		Dilution Factor: 1		Analysis Time..: 19:41	Analyst ID.....: 001644	
		Instrument ID..: I5		MDL.....: 130		
Cadmium	ND	0.50	ug/L	SW846 6020	10/10-10/18/07	J8G511AH
		Dilution Factor: 1		Analysis Time..: 10:54	Analyst ID.....: 002260	
		Instrument ID..: I7		MDL.....: 0.092		
Cobalt	ND	5.0	ug/L	SW846 6010B	10/10-10/11/07	J8G511AU
		Dilution Factor: 1		Analysis Time..: 19:41	Analyst ID.....: 001644	
		Instrument ID..: I5		MDL.....: 1.7		
Chromium	ND	5.0	ug/L	SW846 6010B	10/10-10/11/07	J8G511A2
		Dilution Factor: 1		Analysis Time..: 19:41	Analyst ID.....: 001644	
		Instrument ID..: I5		MDL.....: 2.2		
Copper	ND	5.0	ug/L	SW846 6010B	10/10-10/11/07	J8G511AV
		Dilution Factor: 1		Analysis Time..: 19:41	Analyst ID.....: 001644	
		Instrument ID..: I5		MDL.....: 4.5		

(Continued on next page)

Environmental Quality Mgt., Inc.

Client Sample ID: FWGLL3mw-238C-0541-GF

TOTAL Metals

Lot-Sample #...: A7J090101-013 **Matrix.....:** WG

PARAMETER	RESULT	REPORTING LIMIT	UNITS	METHOD	PREPARATION-ANALYSIS DATE	WORK ORDER #
Iron	**123**	**20.0**	**ug/L**	**SW846 6020**	**10/10-10/18/07**	**J8G511AJ**
		Dilution Factor: 1		Analysis Time..: 10:54	Analyst ID.....: 002260	
		Instrument ID..: I7		MDL.....: 15.0		
Mercury	ND	0.20	ug/L	SW846 7470A	10/10-10/11/07	J8G511AQ
		Dilution Factor: 1		Analysis Time..: 09:51	Analyst ID.....: 001086	
		Instrument ID..: H1		MDL.....: 0.090		
Potassium	***1920 J***	***1000***	**ug/L**	***SW846 6010B***	**10/10-10/11/07**	**J8G511AN**
		Dilution Factor: 1		Analysis Time..: 19:41	Analyst ID.....: 001644	
		Instrument ID..: I5		MDL.....: 72.0		
Magnesium	**4260**	**1000**	**ug/L**	**SW846 6010B**	**10/10-10/11/07**	**J8G511AW**
		Dilution Factor: 1		Analysis Time..: 19:41	Analyst ID.....: 001644	
		Instrument ID..: I5		MDL.....: 34.0		
Manganese	**1.9 B**	**10.0**	**ug/L**	**SW846 6010B**	**10/10-10/11/07**	**J8G511AX**
		Dilution Factor: 1		Analysis Time..: 19:41	Analyst ID.....: 001644	
		Instrument ID..: I5		MDL.....: 0.41		
Sodium	**2320**	**1000**	**ug/L**	**SW846 6010B**	**10/10-10/11/07**	**J8G511A0**
		Dilution Factor: 1		Analysis Time..: 19:41	Analyst ID.....: 001644	
		Instrument ID..: I5		MDL.....: 590		
Nickel	ND	10.0	ug/L	SW846 6010B	10/10-10/11/07	J8G511AM
		Dilution Factor: 1		Analysis Time..: 19:41	Analyst ID.....: 001644	
		Instrument ID..: I5		MDL.....: 3.2		
Lead	ND	3.0	ug/L	SW846 6010B	10/10-10/11/07	J8G511AC
		Dilution Factor: 1		Analysis Time..: 19:41	Analyst ID.....: 001644	
		Instrument ID..: I5		MDL.....: 1.9		
Antimony	ND	2.0	ug/L	SW846 6020	10/10-10/18/07	J8G511AF
		Dilution Factor: 1		Analysis Time..: 10:54	Analyst ID.....: 002260	
		Instrument ID..: I7		MDL.....: 0.13		
Selenium	ND	5.0	ug/L	SW846 6010B	10/10-10/11/07	J8G511AD
		Dilution Factor: 1		Analysis Time..: 19:41	Analyst ID.....: 001644	
		Instrument ID..: I5		MDL.....: 4.1		

(Continued on next page)

Environmental Quality Mgt., Inc.

Client Sample ID: FWGLL3mw-238C-0541-GF

TOTAL Metals

Lot-Sample #...: A7J090101-013 **Matrix.....:** WG

PARAMETER	RESULT	REPORTING LIMIT	UNITS	METHOD	PREPARATION-ANALYSIS DATE	WORK ORDER #
Thallium	ND	1.0	ug/L	SW846 6020	10/10-10/18/07	J8G511AK
		Dilution Factor: 1		Analysis Time..: 10:54	Analyst ID.....: 002260	
		Instrument ID..: I7		MDL.....: 0.14		
Vanadium	ND	10.0	ug/L	SW846 6010B	10/10-10/11/07	J8G511A1
		Dilution Factor: 1		Analysis Time..: 19:41	Analyst ID.....: 001644	
		Instrument ID..: I5		MDL.....: 0.64		
Zinc	**4.1 B**	**10.0**	**ug/L**	**SW846 6020**	**10/10-10/18/07**	**J8G511AL**
		Dilution Factor: 1		Analysis Time..: 10:54	Analyst ID.....: 002260	
		Instrument ID..: I7		MDL.....: 2.0		

NOTE(S):

B Estimated result. Result is less than RL.

J Method blank contamination. The associated method blank contains the target analyte at a reportable level.

Environmental Quality Mgt., Inc.

Client Sample ID: FWGEQUIPRINSE1-0556-GW

TOTAL Metals

Lot-Sample #...: A7J090101-014 **Matrix.....:** WQ
Date Sampled...: 10/08/07 16:10 **Date Received..:** 10/09/07

PARAMETER	RESULT	REPORTING LIMIT	UNITS	METHOD	PREPARATION-ANALYSIS DATE	WORK ORDER #
Prep Batch #...: 7283043						
Silver	ND	5.0	ug/L	SW846 6010B	10/10-10/11/07	J8G521A7
		Dilution Factor: 1		Analysis Time..: 19:46	Analyst ID.....: 001644	
		Instrument ID..: I5		MDL.....: 2.2		
Aluminum	ND	50.0	ug/L	SW846 6020	10/10-10/18/07	J8G521AK
		Dilution Factor: 1		Analysis Time..: 15:07	Analyst ID.....: 002260	
		Instrument ID..: I7		MDL.....: 9.3		
Arsenic	ND	5.0	ug/L	SW846 6010B	10/10-10/11/07	J8G521AT
		Dilution Factor: 1		Analysis Time..: 19:46	Analyst ID.....: 001644	
		Instrument ID..: I5		MDL.....: 3.2		
Barium	ND	10.0	ug/L	SW846 6010B	10/10-10/11/07	J8G521AX
		Dilution Factor: 1		Analysis Time..: 19:46	Analyst ID.....: 001644	
		Instrument ID..: I5		MDL.....: 0.67		
Beryllium	ND	1.0	ug/L	SW846 6020	10/10-10/18/07	J8G521AM
		Dilution Factor: 1		Analysis Time..: 10:57	Analyst ID.....: 002260	
		Instrument ID..: I7		MDL.....: 0.20		
Calcium	**138 B**	**1000**	**ug/L**	**SW846 6010B**	**10/10-10/11/07**	**J8G521A0**
		Dilution Factor: 1		Analysis Time..: 19:46	Analyst ID.....: 001644	
		Instrument ID..: I5		MDL.....: 130		
Cadmium	ND	0.50	ug/L	SW846 6020	10/10-10/18/07	J8G521AN
		Dilution Factor: 1		Analysis Time..: 10:57	Analyst ID.....: 002260	
		Instrument ID..: I7		MDL.....: 0.092		
Cobalt	ND	5.0	ug/L	SW846 6010B	10/10-10/11/07	J8G521A1
		Dilution Factor: 1		Analysis Time..: 19:46	Analyst ID.....: 001644	
		Instrument ID..: I5		MDL.....: 1.7		
Chromium	ND	5.0	ug/L	SW846 6010B	10/10-10/11/07	J8G521CA
		Dilution Factor: 1		Analysis Time..: 19:46	Analyst ID.....: 001644	
		Instrument ID..: I5		MDL.....: 2.2		
Copper	ND	5.0	ug/L	SW846 6010B	10/10-10/11/07	J8G521A2
		Dilution Factor: 1		Analysis Time..: 19:46	Analyst ID.....: 001644	
		Instrument ID..: I5		MDL.....: 4.5		

(Continued on next page)

Environmental Quality Mgt., Inc.

Client Sample ID: FWGEQUIPRINSE1-0556-GW

TOTAL Metals

Lot-Sample #...: A7J090101-014 **Matrix.....:** WQ

PARAMETER	RESULT	REPORTING LIMIT	UNITS	METHOD	PREPARATION-ANALYSIS DATE	WORK ORDER #
Iron	ND	20.0	ug/L	SW846 6020	10/10-10/18/07	J8G521AP
		Dilution Factor: 1		Analysis Time..: 10:57	Analyst ID.....: 002260	
		Instrument ID..: I7		MDL.....: 15.0		
Mercury	ND	0.20	ug/L	SW846 7470A	10/10-10/11/07	J8G521AW
		Dilution Factor: 1		Analysis Time..: 09:52	Analyst ID.....: 001086	
		Instrument ID..: H1		MDL.....: 0.090		
Potassium	**114 B,J**	**1000**	**ug/L**	**SW846 6010B**	**10/10-10/11/07**	**J8G521A6**
		Dilution Factor: 1		Analysis Time..: 19:46	Analyst ID.....: 001644	
		Instrument ID..: I5		MDL.....: 72.0		
Magnesium	ND	1000	ug/L	SW846 6010B	10/10-10/11/07	J8G521A3
		Dilution Factor: 1		Analysis Time..: 19:46	Analyst ID.....: 001644	
		Instrument ID..: I5		MDL.....: 34.0		
Manganese	ND	10.0	ug/L	SW846 6010B	10/10-10/11/07	J8G521A4
		Dilution Factor: 1		Analysis Time..: 19:46	Analyst ID.....: 001644	
		Instrument ID..: I5		MDL.....: 0.41		
Sodium	ND	1000	ug/L	SW846 6010B	10/10-10/11/07	J8G521A8
		Dilution Factor: 1		Analysis Time..: 19:46	Analyst ID.....: 001644	
		Instrument ID..: I5		MDL.....: 590		
Nickel	ND	10.0	ug/L	SW846 6010B	10/10-10/11/07	J8G521A5
		Dilution Factor: 1		Analysis Time..: 19:46	Analyst ID.....: 001644	
		Instrument ID..: I5		MDL.....: 3.2		
Lead	ND	3.0	ug/L	SW846 6010B	10/10-10/11/07	J8G521AU
		Dilution Factor: 1		Analysis Time..: 19:46	Analyst ID.....: 001644	
		Instrument ID..: I5		MDL.....: 1.9		
Antimony	ND	2.0	ug/L	SW846 6020	10/10-10/18/07	J8G521AL
		Dilution Factor: 1		Analysis Time..: 10:57	Analyst ID.....: 002260	
		Instrument ID..: I7		MDL.....: 0.13		
Selenium	ND	5.0	ug/L	SW846 6010B	10/10-10/11/07	J8G521AV
		Dilution Factor: 1		Analysis Time..: 19:46	Analyst ID.....: 001644	
		Instrument ID..: I5		MDL.....: 4.1		

(Continued on next page)

Environmental Quality Mgt., Inc.

Client Sample ID: FWGEQUIPRINSE1-0556-GW

TOTAL Metals

Lot-Sample #...: A7J090101-014 **Matrix.....:** WQ

PARAMETER	RESULT	REPORTING LIMIT	UNITS	METHOD	PREPARATION-ANALYSIS DATE	WORK ORDER #
Thallium	ND	1.0	ug/L	SW846 6020	10/10-10/18/07	J8G521AQ
		Dilution Factor: 1		Analysis Time..: 10:57	Analyst ID.....: 002260	
		Instrument ID..: I7		MDL.....: 0.14		
Vanadium	ND	10.0	ug/L	SW846 6010B	10/10-10/11/07	J8G521A9
		Dilution Factor: 1		Analysis Time..: 19:46	Analyst ID.....: 001644	
		Instrument ID..: I5		MDL.....: 0.64		
Zinc	ND	10.0	ug/L	SW846 6020	10/10-10/18/07	J8G521AR
		Dilution Factor: 1		Analysis Time..: 10:57	Analyst ID.....: 002260	
		Instrument ID..: I7		MDL.....: 2.0		

NOTE(S):

B Estimated result. Result is less than RL.

J Method blank contamination. The associated method blank contains the target analyte at a reportable level.

Environmental Quality Mgt., Inc.

Client Sample ID: FWGLL11mw-007C-0529-GF

TOTAL Metals

Lot-Sample #...: A7J090101-017 **Matrix.....:** WG
Date Sampled...: 10/08/07 12:35 **Date Received..:** 10/09/07

PARAMETER	RESULT	REPORTING LIMIT	UNITS	METHOD	PREPARATION-ANALYSIS DATE	WORK ORDER #
Prep Batch #...: 7283043						
Silver	ND	5.0	ug/L	SW846 6010B	10/10-10/11/07	J8G551AP
		Dilution Factor: 1		Analysis Time..: 19:51	Analyst ID.....: 001644	
		Instrument ID..: I5		MDL.....: 2.2		
Aluminum	ND	50.0	ug/L	SW846 6020	10/10-10/18/07	J8G551AE
		Dilution Factor: 1		Analysis Time..: 15:11	Analyst ID.....: 002260	
		Instrument ID..: I7		MDL.....: 9.3		
Arsenic	**23.1**	**5.0**	**ug/L**	**SW846 6010B**	**10/10-10/11/07**	**J8G551AA**
		Dilution Factor: 1		Analysis Time..: 19:51	Analyst ID.....: 001644	
		Instrument ID..: I5		MDL.....: 3.2		
Barium	**94.5**	**10.0**	**ug/L**	**SW846 6010B**	**10/10-10/11/07**	**J8G551AR**
		Dilution Factor: 1		Analysis Time..: 19:51	Analyst ID.....: 001644	
		Instrument ID..: I5		MDL.....: 0.67		
Beryllium	ND	1.0	ug/L	SW846 6020	10/10-10/18/07	J8G551AG
		Dilution Factor: 1		Analysis Time..: 11:01	Analyst ID.....: 002260	
		Instrument ID..: I7		MDL.....: 0.20		
Calcium	**95300**	**1000**	**ug/L**	**SW846 6010B**	**10/10-10/11/07**	**J8G551AT**
		Dilution Factor: 1		Analysis Time..: 19:51	Analyst ID.....: 001644	
		Instrument ID..: I5		MDL.....: 130		
Cadmium	ND	0.50	ug/L	SW846 6020	10/10-10/18/07	J8G551AH
		Dilution Factor: 1		Analysis Time..: 11:01	Analyst ID.....: 002260	
		Instrument ID..: I7		MDL.....: 0.092		
Cobalt	ND	5.0	ug/L	SW846 6010B	10/10-10/11/07	J8G551AU
		Dilution Factor: 1		Analysis Time..: 19:51	Analyst ID.....: 001644	
		Instrument ID..: I5		MDL.....: 1.7		
Chromium	ND	5.0	ug/L	SW846 6010B	10/10-10/11/07	J8G551A2
		Dilution Factor: 1		Analysis Time..: 19:51	Analyst ID.....: 001644	
		Instrument ID..: I5		MDL.....: 2.2		
Copper	ND	5.0	ug/L	SW846 6010B	10/10-10/11/07	J8G551AV
		Dilution Factor: 1		Analysis Time..: 19:51	Analyst ID.....: 001644	
		Instrument ID..: I5		MDL.....: 4.5		

(Continued on next page)

Environmental Quality Mgt., Inc.

Client Sample ID: FWGLL11mw-007C-0529-GF

TOTAL Metals

Lot-Sample #...: A7J090101-017 **Matrix.....:** WG

PARAMETER	RESULT	REPORTING LIMIT	UNITS	METHOD	PREPARATION-ANALYSIS DATE	WORK ORDER #
Iron	**1350**	**20.0**	**ug/L**	**SW846 6020**	**10/10-10/18/07**	**J8G551AJ**
		Dilution Factor: 1		Analysis Time..: 11:01	Analyst ID.....: 002260	
		Instrument ID..: I7		MDL.....: 15.0		
Mercury	ND	0.20	ug/L	SW846 7470A	10/10-10/11/07	J8G551AQ
		Dilution Factor: 1		Analysis Time..: 09:54	Analyst ID.....: 001086	
		Instrument ID..: H1		MDL.....: 0.090		
Potassium	**1430 J**	**1000**	**ug/L**	**SW846 6010B**	**10/10-10/11/07**	**J8G551AN**
		Dilution Factor: 1		Analysis Time..: 19:51	Analyst ID.....: 001644	
		Instrument ID..: I5		MDL.....: 72.0		
Magnesium	**34000**	**1000**	**ug/L**	**SW846 6010B**	**10/10-10/11/07**	**J8G551AW**
		Dilution Factor: 1		Analysis Time..: 19:51	Analyst ID.....: 001644	
		Instrument ID..: I5		MDL.....: 34.0		
Manganese	**224**	**10.0**	**ug/L**	**SW846 6010B**	**10/10-10/11/07**	**J8G551AX**
		Dilution Factor: 1		Analysis Time..: 19:51	Analyst ID.....: 001644	
		Instrument ID..: I5		MDL.....: 0.41		
Sodium	**14200**	**1000**	**ug/L**	**SW846 6010B**	**10/10-10/11/07**	**J8G551A0**
		Dilution Factor: 1		Analysis Time..: 19:51	Analyst ID.....: 001644	
		Instrument ID..: I5		MDL.....: 590		
Nickel	ND	10.0	ug/L	SW846 6010B	10/10-10/11/07	J8G551AM
		Dilution Factor: 1		Analysis Time..: 19:51	Analyst ID.....: 001644	
		Instrument ID..: I5		MDL.....: 3.2		
Lead	ND	3.0	ug/L	SW846 6010B	10/10-10/11/07	J8G551AC
		Dilution Factor: 1		Analysis Time..: 19:51	Analyst ID.....: 001644	
		Instrument ID..: I5		MDL.....: 1.9		
Antimony	ND	2.0	ug/L	SW846 6020	10/10-10/18/07	J8G551AF
		Dilution Factor: 1		Analysis Time..: 11:01	Analyst ID.....: 002260	
		Instrument ID..: I7		MDL.....: 0.13		
Selenium	ND	5.0	ug/L	SW846 6010B	10/10-10/11/07	J8G551AD
		Dilution Factor: 1		Analysis Time..: 19:51	Analyst ID.....: 001644	
		Instrument ID..: I5		MDL.....: 4.1		

(Continued on next page)

Environmental Quality Mgt., Inc.

Client Sample ID: FWGLL11mw-007C-0529-GF

TOTAL Metals

Lot-Sample #...: A7J090101-017 **Matrix.....:** WG

PARAMETER	RESULT	REPORTING LIMIT	UNITS	METHOD	PREPARATION-ANALYSIS DATE	WORK ORDER #
Thallium	ND	1.0	ug/L	SW846 6020	10/10-10/18/07	J8G551AK
		Dilution Factor: 1		Analysis Time..: 11:01	Analyst ID.....: 002260	
		Instrument ID..: I7		MDL.....: 0.14		
Vanadium	ND	10.0	ug/L	SW846 6010B	10/10-10/11/07	J8G551A1
		Dilution Factor: 1		Analysis Time..: 19:51	Analyst ID.....: 001644	
		Instrument ID..: I5		MDL.....: 0.64		
Zinc	**3.9 B**	**10.0**	**ug/L**	**SW846 6020**	**10/10-10/18/07**	**J8G551AL**
		Dilution Factor: 1		Analysis Time..: 11:01	Analyst ID.....: 002260	
		Instrument ID..: I7		MDL.....: 2.0		

NOTE(S):

J Method blank contamination. The associated method blank contains the target analyte at a reportable level.

B Estimated result. Result is less than RL.

Environmental Quality Mgt., Inc.

Client Sample ID: FWGLL3mw-242C-0542-GF

TOTAL Metals

Lot-Sample #...: A7J090101-019 **Matrix.....:** WG
Date Sampled...: 10/08/07 14:58 **Date Received..:** 10/09/07

PARAMETER	RESULT	REPORTING LIMIT	UNITS	METHOD	PREPARATION-ANALYSIS DATE	WORK ORDER #
Prep Batch #...: 7283043						
Silver	ND	5.0	ug/L	SW846 6010B	10/10-10/11/07	J8G571AP
		Dilution Factor: 1		Analysis Time..: 19:56	Analyst ID.....: 001644	
		Instrument ID..: I5		MDL.....: 2.2		
Aluminum	**16.2 B**	**50.0**	**ug/L**	**SW846 6020**	**10/10-10/18/07**	**J8G571AE**
		Dilution Factor: 1		Analysis Time..: 15:14	Analyst ID.....: 002260	
		Instrument ID..: I7		MDL.....: 9.3		
Arsenic	ND	5.0	ug/L	SW846 6010B	10/10-10/11/07	J8G571AA
		Dilution Factor: 1		Analysis Time..: 19:56	Analyst ID.....: 001644	
		Instrument ID..: I5		MDL.....: 3.2		
Barium	**4.3 B**	**10.0**	**ug/L**	**SW846 6010B**	**10/10-10/11/07**	**J8G571AR**
		Dilution Factor: 1		Analysis Time..: 19:56	Analyst ID.....: 001644	
		Instrument ID..: I5		MDL.....: 0.67		
Beryllium	ND	1.0	ug/L	SW846 6020	10/10-10/18/07	J8G571AG
		Dilution Factor: 1		Analysis Time..: 11:04	Analyst ID.....: 002260	
		Instrument ID..: I7		MDL.....: 0.20		
Calcium	**18000**	**1000**	**ug/L**	**SW846 6010B**	**10/10-10/11/07**	**J8G571AT**
		Dilution Factor: 1		Analysis Time..: 19:56	Analyst ID.....: 001644	
		Instrument ID..: I5		MDL.....: 130		
Cadmium	ND	0.50	ug/L	SW846 6020	10/10-10/18/07	J8G571AH
		Dilution Factor: 1		Analysis Time..: 11:04	Analyst ID.....: 002260	
		Instrument ID..: I7		MDL.....: 0.092		
Cobalt	ND	5.0	ug/L	SW846 6010B	10/10-10/11/07	J8G571AU
		Dilution Factor: 1		Analysis Time..: 19:56	Analyst ID.....: 001644	
		Instrument ID..: I5		MDL.....: 1.7		
Chromium	ND	5.0	ug/L	SW846 6010B	10/10-10/11/07	J8G571A2
		Dilution Factor: 1		Analysis Time..: 19:56	Analyst ID.....: 001644	
		Instrument ID..: I5		MDL.....: 2.2		
Copper	ND	5.0	ug/L	SW846 6010B	10/10-10/11/07	J8G571AV
		Dilution Factor: 1		Analysis Time..: 19:56	Analyst ID.....: 001644	
		Instrument ID..: I5		MDL.....: 4.5		

(Continued on next page)

Environmental Quality Mgt., Inc.

Client Sample ID: FWGLL3mw-242C-0542-GF

TOTAL Metals

Lot-Sample #...: A7J090101-019 **Matrix.....:** WG

PARAMETER	RESULT	REPORTING LIMIT	UNITS	METHOD	PREPARATION-ANALYSIS DATE	WORK ORDER #
Iron	**37.2**	**20.0**	**ug/L**	**SW846 6020**	**10/10-10/18/07**	**J8G571AJ**
		Dilution Factor: 1		Analysis Time..: 11:04	Analyst ID.....: 002260	
		Instrument ID..: I7		MDL.....: 15.0		
Mercury	ND	0.20	ug/L	SW846 7470A	10/10-10/11/07	J8G571AQ
		Dilution Factor: 1		Analysis Time..: 09:55	Analyst ID.....: 001086	
		Instrument ID..: H1		MDL.....: 0.090		
Potassium	**1060 J**	**1000**	**ug/L**	**SW846 6010B**	**10/10-10/11/07**	**J8G571AN**
		Dilution Factor: 1		Analysis Time..: 19:56	Analyst ID.....: 001644	
		Instrument ID..: I5		MDL.....: 72.0		
Magnesium	**7210**	**1000**	**ug/L**	**SW846 6010B**	**10/10-10/11/07**	**J8G571AW**
		Dilution Factor: 1		Analysis Time..: 19:56	Analyst ID.....: 001644	
		Instrument ID..: I5		MDL.....: 34.0		
Manganese	**25.1**	**10.0**	**ug/L**	**SW846 6010B**	**10/10-10/11/07**	**J8G571AX**
		Dilution Factor: 1		Analysis Time..: 19:56	Analyst ID.....: 001644	
		Instrument ID..: I5		MDL.....: 0.41		
Sodium	**14200**	**1000**	**ug/L**	**SW846 6010B**	**10/10-10/11/07**	**J8G571A0**
		Dilution Factor: 1		Analysis Time..: 19:56	Analyst ID.....: 001644	
		Instrument ID..: I5		MDL.....: 590		
Nickel	ND	10.0	ug/L	SW846 6010B	10/10-10/11/07	J8G571AM
		Dilution Factor: 1		Analysis Time..: 19:56	Analyst ID.....: 001644	
		Instrument ID..: I5		MDL.....: 3.2		
Lead	ND	3.0	ug/L	SW846 6010B	10/10-10/11/07	J8G571AC
		Dilution Factor: 1		Analysis Time..: 19:56	Analyst ID.....: 001644	
		Instrument ID..: I5		MDL.....: 1.9		
Antimony	ND	2.0	ug/L	SW846 6020	10/10-10/18/07	J8G571AF
		Dilution Factor: 1		Analysis Time..: 11:04	Analyst ID.....: 002260	
		Instrument ID..: I7		MDL.....: 0.13		
Selenium	ND	5.0	ug/L	SW846 6010B	10/10-10/11/07	J8G571AD
		Dilution Factor: 1		Analysis Time..: 19:56	Analyst ID.....: 001644	
		Instrument ID..: I5		MDL.....: 4.1		

(Continued on next page)

Environmental Quality Mgt., Inc.

Client Sample ID: FWGLL3mw-242C-0542-GF

TOTAL Metals

Lot-Sample #...: A7J090101-019 **Matrix.....:** WG

PARAMETER	RESULT	REPORTING LIMIT	UNITS	METHOD	PREPARATION-ANALYSIS DATE	WORK ORDER #
Thallium	ND	1.0	ug/L	SW846 6020	10/10-10/18/07	J8G571AK
		Dilution Factor: 1		Analysis Time..: 11:04	Analyst ID.....: 002260	
		Instrument ID..: I7		MDL.....: 0.14		
Vanadium	ND	10.0	ug/L	SW846 6010B	10/10-10/11/07	J8G571A1
		Dilution Factor: 1		Analysis Time..: 19:56	Analyst ID.....: 001644	
		Instrument ID..: I5		MDL.....: 0.64		
Zinc	**4.5 B**	**10.0**	**ug/L**	**SW846 6020**	**10/10-10/18/07**	**J8G571AL**
		Dilution Factor: 1		Analysis Time..: 11:04	Analyst ID.....: 002260	
		Instrument ID..: I7		MDL.....: 2.0		

NOTE(S):

B Estimated result. Result is less than RL.

J Method blank contamination. The associated method blank contains the target analyte at a reportable level.

METHOD BLANK REPORT

TOTAL Metals

Client Lot #...: A7J090101 **Matrix.....:** WATER

PARAMETER	RESULT	REPORTING LIMIT	UNITS	METHOD	PREPARATION-ANALYSIS DATE	WORK ORDER #
MB Lot-Sample #: A7J100000-043 **Prep Batch #...:** 7283043						
Aluminum	ND	50.0	ug/L	SW846 6020	10/10-10/18/07	J8KMM1AA
		Dilution Factor: 1				
		Analysis Time..: 14:14		Analyst ID.....: 002260	Instrument ID..: I7	
Antimony	ND	2.0	ug/L	SW846 6020	10/10-10/18/07	J8KMM1AC
		Dilution Factor: 1				
		Analysis Time..: 10:00		Analyst ID.....: 002260	Instrument ID..: I7	
Arsenic	ND	5.0	ug/L	SW846 6010B	10/10-10/11/07	J8KMM1AJ
		Dilution Factor: 1				
		Analysis Time..: 18:33		Analyst ID.....: 001644	Instrument ID..: I5	
Barium	ND	10.0	ug/L	SW846 6010B	10/10-10/11/07	J8KMM1AN
		Dilution Factor: 1				
		Analysis Time..: 18:33		Analyst ID.....: 001644	Instrument ID..: I5	
Beryllium	ND	1.0	ug/L	SW846 6020	10/10-10/18/07	J8KMM1AD
		Dilution Factor: 1				
		Analysis Time..: 10:00		Analyst ID.....: 002260	Instrument ID..: I7	
Cadmium	ND	0.50	ug/L	SW846 6020	10/10-10/18/07	J8KMM1AE
		Dilution Factor: 1				
		Analysis Time..: 10:00		Analyst ID.....: 002260	Instrument ID..: I7	
Calcium	ND	1000	ug/L	SW846 6010B	10/10-10/11/07	J8KMM1AP
		Dilution Factor: 1				
		Analysis Time..: 18:33		Analyst ID.....: 001644	Instrument ID..: I5	
Chromium	ND	5.0	ug/L	SW846 6010B	10/10-10/11/07	J8KMM1A2
		Dilution Factor: 1				
		Analysis Time..: 18:33		Analyst ID.....: 001644	Instrument ID..: I5	
Cobalt	ND	5.0	ug/L	SW846 6010B	10/10-10/11/07	J8KMM1AQ
		Dilution Factor: 1				
		Analysis Time..: 18:33		Analyst ID.....: 001644	Instrument ID..: I5	
Copper	ND	5.0	ug/L	SW846 6010B	10/10-10/11/07	J8KMM1AR
		Dilution Factor: 1				
		Analysis Time..: 18:33		Analyst ID.....: 001644	Instrument ID..: I5	
Iron	ND	20.0	ug/L	SW846 6020	10/10-10/18/07	J8KMM1AF
		Dilution Factor: 1				
		Analysis Time..: 10:00		Analyst ID.....: 002260	Instrument ID..: I7	

(Continued on next page)

METHOD BLANK REPORT

TOTAL Metals

Client Lot #...: A7J090101 **Matrix.....:** WATER

PARAMETER	RESULT	REPORTING LIMIT	UNITS	METHOD	PREPARATION-ANALYSIS DATE	WORK ORDER #
Lead	ND	3.0	ug/L	SW846 6010B	10/10-10/11/07	J8KMM1AK
		Dilution Factor: 1				
		Analysis Time..: 18:33		Analyst ID.....: 001644	Instrument ID..: I5	
Magnesium	ND	1000	ug/L	SW846 6010B	10/10-10/11/07	J8KMM1AT
		Dilution Factor: 1				
		Analysis Time..: 18:33		Analyst ID.....: 001644	Instrument ID..: I5	
Manganese	ND	10.0	ug/L	SW846 6010B	10/10-10/11/07	J8KMM1AU
		Dilution Factor: 1				
		Analysis Time..: 18:33		Analyst ID.....: 001644	Instrument ID..: I5	
Mercury	ND	0.20	ug/L	SW846 7470A	10/10-10/11/07	J8KMM1AM
		Dilution Factor: 1				
		Analysis Time..: 09:42		Analyst ID.....: 001086	Instrument ID..: H1	
Nickel	ND	10.0	ug/L	SW846 6010B	10/10-10/11/07	J8KMM1AV
		Dilution Factor: 1				
		Analysis Time..: 18:33		Analyst ID.....: 001644	Instrument ID..: I5	
Potassium	**144 B**	**1000**	**ug/L**	**SW846 6010B**	**10/10-10/11/07**	**J8KMM1AW**
		Dilution Factor: 1				
		Analysis Time..: 18:33		Analyst ID.....: 001644	Instrument ID..: I5	
Selenium	ND	5.0	ug/L	SW846 6010B	10/10-10/11/07	J8KMM1AL
		Dilution Factor: 1				
		Analysis Time..: 18:33		Analyst ID.....: 001644	Instrument ID..: I5	
Silver	ND	5.0	ug/L	SW846 6010B	10/10-10/11/07	J8KMM1AX
		Dilution Factor: 1				
		Analysis Time..: 18:33		Analyst ID.....: 001644	Instrument ID..: I5	
Sodium	ND	1000	ug/L	SW846 6010B	10/10-10/11/07	J8KMM1A0
		Dilution Factor: 1				
		Analysis Time..: 18:33		Analyst ID.....: 001644	Instrument ID..: I5	
Thallium	ND	1.0	ug/L	SW846 6020	10/10-10/18/07	J8KMM1AG
		Dilution Factor: 1				
		Analysis Time..: 10:00		Analyst ID.....: 002260	Instrument ID..: I7	
Vanadium	ND	10.0	ug/L	SW846 6010B	10/10-10/11/07	J8KMM1A1
		Dilution Factor: 1				
		Analysis Time..: 18:33		Analyst ID.....: 001644	Instrument ID..: I5	
Zinc	ND	10.0	ug/L	SW846 6020	10/10-10/18/07	J8KMM1AH
		Dilution Factor: 1				
		Analysis Time..: 10:00		Analyst ID.....: 002260	Instrument ID..: I7	

(Continued on next page)

METHOD BLANK REPORT

TOTAL Metals

Client Lot #...: A7J090101 **Matrix.....:** WATER

NOTE(S):

Calculations are performed before rounding to avoid round-off errors in calculated results.

B Estimated result. Result is less than RL.

LABORATORY CONTROL SAMPLE EVALUATION REPORT

TOTAL Metals

Client Lot #...: A7J090101 **Matrix.....:** WATER

PARAMETER	PERCENT RECOVERY	RECOVERY LIMITS	METHOD	PREPARATION-ANALYSIS DATE	WORK ORDER #
LCS Lot-Sample#: A7J100000-043 **Prep Batch #...:** 7283043					
Aluminum	95	(77 - 123)	SW846 6020	10/10-10/18/07	J8KMM1A3
		Dilution Factor: 1	Analysis Time..: 14:18	Analyst ID.....: 002260	
		Instrument ID..: I7			
Antimony	96	(57 - 110)	SW846 6020	10/10-10/18/07	J8KMM1A4
		Dilution Factor: 1	Analysis Time..: 10:03	Analyst ID.....: 002260	
		Instrument ID..: I7			
Beryllium	96	(84 - 120)	SW846 6020	10/10-10/18/07	J8KMM1A5
		Dilution Factor: 1	Analysis Time..: 10:03	Analyst ID.....: 002260	
		Instrument ID..: I7			
Cadmium	103	(89 - 114)	SW846 6020	10/10-10/18/07	J8KMM1A6
		Dilution Factor: 1	Analysis Time..: 10:03	Analyst ID.....: 002260	
		Instrument ID..: I7			
Iron	107	(80 - 118)	SW846 6020	10/10-10/18/07	J8KMM1A7
		Dilution Factor: 1	Analysis Time..: 10:03	Analyst ID.....: 002260	
		Instrument ID..: I7			
Thallium	100	(82 - 113)	SW846 6020	10/10-10/18/07	J8KMM1A8
		Dilution Factor: 1	Analysis Time..: 10:03	Analyst ID.....: 002260	
		Instrument ID..: I7			
Zinc	108	(90 - 129)	SW846 6020	10/10-10/18/07	J8KMM1A9
		Dilution Factor: 1	Analysis Time..: 10:03	Analyst ID.....: 002260	
		Instrument ID..: I7			
Arsenic	104	(80 - 120)	SW846 6010B	10/10-10/11/07	J8KMM1CA
		Dilution Factor: 1	Analysis Time..: 18:37	Analyst ID.....: 001644	
		Instrument ID..: I5			
Lead	103	(80 - 120)	SW846 6010B	10/10-10/11/07	J8KMM1CC
		Dilution Factor: 1	Analysis Time..: 18:37	Analyst ID.....: 001644	
		Instrument ID..: I5			
Selenium	104	(80 - 120)	SW846 6010B	10/10-10/11/07	J8KMM1CD
		Dilution Factor: 1	Analysis Time..: 18:37	Analyst ID.....: 001644	
		Instrument ID..: I5			

(Continued on next page)

LABORATORY CONTROL SAMPLE EVALUATION REPORT

TOTAL Metals

Client Lot #...: A7J090101 **Matrix.....:** WATER

PARAMETER	PERCENT RECOVERY	RECOVERY LIMITS	METHOD	PREPARATION-ANALYSIS DATE	WORK ORDER #
Mercury	112	(81 - 123)	SW846 7470A	10/10-10/11/07	J8KMM1CE
		Dilution Factor: 1	Analysis Time..: 09:43	Analyst ID.....: 001086	
		Instrument ID..: H1			
Barium	107	(80 - 120)	SW846 6010B	10/10-10/11/07	J8KMM1CF
		Dilution Factor: 1	Analysis Time..: 18:37	Analyst ID.....: 001644	
		Instrument ID..: I5			
Calcium	104	(80 - 120)	SW846 6010B	10/10-10/11/07	J8KMM1CG
		Dilution Factor: 1	Analysis Time..: 18:37	Analyst ID.....: 001644	
		Instrument ID..: I5			
Cobalt	103	(80 - 120)	SW846 6010B	10/10-10/11/07	J8KMM1CH
		Dilution Factor: 1	Analysis Time..: 18:37	Analyst ID.....: 001644	
		Instrument ID..: I5			
Copper	109	(80 - 120)	SW846 6010B	10/10-10/11/07	J8KMM1CJ
		Dilution Factor: 1	Analysis Time..: 18:37	Analyst ID.....: 001644	
		Instrument ID..: I5			
Magnesium	105	(80 - 120)	SW846 6010B	10/10-10/11/07	J8KMM1CK
		Dilution Factor: 1	Analysis Time..: 18:37	Analyst ID.....: 001644	
		Instrument ID..: I5			
Manganese	111	(80 - 120)	SW846 6010B	10/10-10/11/07	J8KMM1CL
		Dilution Factor: 1	Analysis Time..: 18:37	Analyst ID.....: 001644	
		Instrument ID..: I5			
Nickel	107	(80 - 120)	SW846 6010B	10/10-10/11/07	J8KMM1CM
		Dilution Factor: 1	Analysis Time..: 18:37	Analyst ID.....: 001644	
		Instrument ID..: I5			
Potassium	104	(80 - 120)	SW846 6010B	10/10-10/11/07	J8KMM1CN
		Dilution Factor: 1	Analysis Time..: 18:37	Analyst ID.....: 001644	
		Instrument ID..: I5			
Silver	110	(80 - 120)	SW846 6010B	10/10-10/11/07	J8KMM1CP
		Dilution Factor: 1	Analysis Time..: 18:37	Analyst ID.....: 001644	
		Instrument ID..: I5			
Sodium	108	(80 - 120)	SW846 6010B	10/10-10/11/07	J8KMM1CQ
		Dilution Factor: 1	Analysis Time..: 18:37	Analyst ID.....: 001644	
		Instrument ID..: I5			

(Continued on next page)

LABORATORY CONTROL SAMPLE EVALUATION REPORT

TOTAL Metals

Client Lot #...: A7J090101 **Matrix.....:** WATER

PARAMETER	PERCENT RECOVERY	RECOVERY LIMITS	METHOD	PREPARATION-ANALYSIS DATE	WORK ORDER #
Vanadium	108	(80 - 120)	SW846 6010B	10/10-10/11/07	J8KMM1CR
		Dilution Factor: 1	Analysis Time..: 18:37	Analyst ID.....: 001644	
		Instrument ID..: I5			
Chromium	105	(80 - 120)	SW846 6010B	10/10-10/11/07	J8KMM1CT
		Dilution Factor: 1	Analysis Time..: 18:37	Analyst ID.....: 001644	
		Instrument ID..: I5			

NOTE(S):

Calculations are performed before rounding to avoid round-off errors in calculated results.

MATRIX SPIKE SAMPLE EVALUATION REPORT

TOTAL Metals

Client Lot #...: A7J090101 **Matrix.....:** WG
Date Sampled...: 10/08/07 11:35 **Date Received..:** 10/09/07

PARAMETER	PERCENT RECOVERY	RECOVERY LIMITS	METHOD	PREPARATION-ANALYSIS DATE	WORK ORDER #
MS Lot-Sample #: A7J090101-002 **Prep Batch #...:** 7283043					
Aluminum	88	(63 - 128)	SW846 6020	10/10-10/18/07	J8G441AC
		Dilution Factor: 1	Analysis Time..: 14:23	Instrument ID..: I7	
		Analyst ID.....: 002260			
Antimony	95	(44 - 153)	SW846 6020	10/10-10/18/07	J8G441AF
		Dilution Factor: 1	Analysis Time..: 10:08	Instrument ID..: I7	
		Analyst ID.....: 002260			
Arsenic	107	(75 - 125)	SW846 6010B	10/10-10/11/07	J8G441A2
		Dilution Factor: 1	Analysis Time..: 18:44	Instrument ID..: I5	
		Analyst ID.....: 001644			
Barium	109	(75 - 125)	SW846 6010B	10/10-10/11/07	J8G441CF
		Dilution Factor: 1	Analysis Time..: 18:44	Instrument ID..: I5	
		Analyst ID.....: 001644			
Beryllium	95	(77 - 124)	SW846 6020	10/10-10/18/07	J8G441AJ
		Dilution Factor: 1	Analysis Time..: 10:08	Instrument ID..: I7	
		Analyst ID.....: 002260			
Cadmium	99	(78 - 117)	SW846 6020	10/10-10/18/07	J8G441AM
		Dilution Factor: 1	Analysis Time..: 10:08	Instrument ID..: I7	
		Analyst ID.....: 002260			
Calcium	106	(75 - 125)	SW846 6010B	10/10-10/11/07	J8G441CJ
		Dilution Factor: 1	Analysis Time..: 18:44	Instrument ID..: I5	
		Analyst ID.....: 001644			
Chromium	106	(75 - 125)	SW846 6010B	10/10-10/11/07	J8G441DJ
		Dilution Factor: 1	Analysis Time..: 18:44	Instrument ID..: I5	
		Analyst ID.....: 001644			
Cobalt	105	(75 - 125)	SW846 6010B	10/10-10/11/07	J8G441CM
		Dilution Factor: 1	Analysis Time..: 18:44	Instrument ID..: I5	
		Analyst ID.....: 001644			
Copper	111	(75 - 125)	SW846 6010B	10/10-10/11/07	J8G441CQ
		Dilution Factor: 1	Analysis Time..: 18:44	Instrument ID..: I5	
		Analyst ID.....: 001644			

(Continued on next page)

MATRIX SPIKE SAMPLE EVALUATION REPORT

TOTAL Metals

Client Lot #...: A7J090101 **Matrix.....:** WG
Date Sampled...: 10/08/07 11:35 **Date Received..:** 10/09/07

PARAMETER	PERCENT RECOVERY	RECOVERY LIMITS	METHOD	PREPARATION-ANALYSIS DATE	WORK ORDER #
Iron	103	(22 - 169)	SW846 6020	10/10-10/18/07	J8G441AQ
		Dilution Factor: 1	Analysis Time..: 10:08	Instrument ID..: I7	
		Analyst ID.....: 002260			
Lead	105	(75 - 125)	SW846 6010B	10/10-10/11/07	J8G441A5
		Dilution Factor: 1	Analysis Time..: 18:44	Instrument ID..: I5	
		Analyst ID.....: 001644			
Magnesium	107	(75 - 125)	SW846 6010B	10/10-10/11/07	J8G441CU
		Dilution Factor: 1	Analysis Time..: 18:44	Instrument ID..: I5	
		Analyst ID.....: 001644			
Manganese	116	(75 - 125)	SW846 6010B	10/10-10/11/07	J8G441CX
		Dilution Factor: 1	Analysis Time..: 18:44	Instrument ID..: I5	
		Analyst ID.....: 001644			
Mercury	109	(69 - 134)	SW846 7470A	10/10-10/11/07	J8G441CC
		Dilution Factor: 1	Analysis Time..: 09:44	Instrument ID..: H1	
		Analyst ID.....: 001086			
Nickel	108	(75 - 125)	SW846 6010B	10/10-10/11/07	J8G441C2
		Dilution Factor: 1	Analysis Time..: 18:44	Instrument ID..: I5	
		Analyst ID.....: 001644			
Potassium	107	(75 - 125)	SW846 6010B	10/10-10/11/07	J8G441C5
		Dilution Factor: 1	Analysis Time..: 18:44	Instrument ID..: I5	
		Analyst ID.....: 001644			
Selenium	106	(75 - 125)	SW846 6010B	10/10-10/11/07	J8G441A8
		Dilution Factor: 1	Analysis Time..: 18:44	Instrument ID..: I5	
		Analyst ID.....: 001644			
Silver	110	(75 - 125)	SW846 6010B	10/10-10/11/07	J8G441C8
		Dilution Factor: 1	Analysis Time..: 18:44	Instrument ID..: I5	
		Analyst ID.....: 001644			
Sodium	109	(75 - 125)	SW846 6010B	10/10-10/11/07	J8G441DC
		Dilution Factor: 1	Analysis Time..: 18:44	Instrument ID..: I5	
		Analyst ID.....: 001644			
Thallium	95	(69 - 117)	SW846 6020	10/10-10/18/07	J8G441AU
		Dilution Factor: 1	Analysis Time..: 10:08	Instrument ID..: I7	
		Analyst ID.....: 002260			

(Continued on next page)

MATRIX SPIKE SAMPLE EVALUATION REPORT

TOTAL Metals

Client Lot #...: A7J090101 **Matrix.....:** WG
Date Sampled...: 10/08/07 11:35 **Date Received..:** 10/09/07

PARAMETER	PERCENT RECOVERY	RECOVERY LIMITS	METHOD	PREPARATION-ANALYSIS DATE	WORK ORDER #
Vanadium	109	(75 - 125)	SW846 6010B	10/10-10/11/07	J8G441DF
		Dilution Factor: 1	Analysis Time..: 18:44	Instrument ID..: I5	
		Analyst ID.....: 001644			
Zinc	103	(49 - 156)	SW846 6020	10/10-10/18/07	J8G441AX
		Dilution Factor: 1	Analysis Time..: 10:08	Instrument ID..: I7	
		Analyst ID.....: 002260			

NOTE(S):

Calculations are performed before rounding to avoid round-off errors in calculated results.

SAMPLE DUPLICATE EVALUATION REPORT

Metals

Client Lot #...: A7J090101 **Work Order #...:** J8G44-SMP J8G44-DUP **Matrix.....:** WG

Date Sampled...: 10/08/07 11:35 **Date Received..:** 10/09/07

PARAM	RESULT	DUPLICATE RESULT	UNITS	RPD	RPD LIMIT	METHOD	PREPARATION-ANALYSIS DATE	PREP BATCH #
Silver						SD Lot-Sample #: A7J090101-002		
	ND	ND	ug/L	0	(0-20)	SW846 6010B	10/10-10/11/07	7283043
		Dilution Factor: 1				Analysis Time..: 18:44	Analyst ID.....: 001644	
		Instrument ID..: I5						
Aluminum						SD Lot-Sample #: A7J090101-002		
	989	1010	ug/L	2.6	(0-20)	SW846 6020	10/10-10/18/07	7283043
		Dilution Factor: 1				Analysis Time..: 14:23	Analyst ID.....: 002260	
		Instrument ID..: I7						
Arsenic						SD Lot-Sample #: A7J090101-002		
	ND	ND	ug/L	0	(0-20)	SW846 6010B	10/10-10/11/07	7283043
		Dilution Factor: 1				Analysis Time..: 18:44	Analyst ID.....: 001644	
		Instrument ID..: I5						
Barium						SD Lot-Sample #: A7J090101-002		
	18.3	19.7	ug/L	7.6	(0-20)	SW846 6010B	10/10-10/11/07	7283043
		Dilution Factor: 1				Analysis Time..: 18:44	Analyst ID.....: 001644	
		Instrument ID..: I5						
Beryllium						SD Lot-Sample #: A7J090101-002		
	0.24 B	0.28 B	ug/L	16	(0-20)	SW846 6020	10/10-10/18/07	7283043
		Dilution Factor: 1				Analysis Time..: 10:08	Analyst ID.....: 002260	
		Instrument ID..: I7						
Calcium						SD Lot-Sample #: A7J090101-002		
	18800	20600	ug/L	9.2	(0-20)	SW846 6010B	10/10-10/11/07	7283043
		Dilution Factor: 1				Analysis Time..: 18:44	Analyst ID.....: 001644	
		Instrument ID..: I5						
Cadmium						SD Lot-Sample #: A7J090101-002		
	0.78	0.85	ug/L	8.5	(0-20)	SW846 6020	10/10-10/18/07	7283043
		Dilution Factor: 1				Analysis Time..: 10:08	Analyst ID.....: 002260	
		Instrument ID..: I7						
Cobalt						SD Lot-Sample #: A7J090101-002		
	13.6	14.6	ug/L	7.4	(0-20)	SW846 6010B	10/10-10/11/07	7283043
		Dilution Factor: 1				Analysis Time..: 18:44	Analyst ID.....: 001644	
		Instrument ID..: I5						
Chromium						SD Lot-Sample #: A7J090101-002		
	ND	ND	ug/L	0	(0-20)	SW846 6010B	10/10-10/11/07	7283043
		Dilution Factor: 1				Analysis Time..: 18:44	Analyst ID.....: 001644	
		Instrument ID..: I5						

(Continued on next page)

SAMPLE DUPLICATE EVALUATION REPORT

Metals

Lot-Sample #...: A7J090101-000 **Work Order #...:** J8G44-SMP J8G44-DUP **Matrix.....:** WG

PARAM	RESULT	DUPLICATE RESULT	UNITS	RPD	RPD LIMIT	METHOD	PREPARATION-ANALYSIS DATE	PREP BATCH #
Copper						SD Lot-Sample #: A7J090101-002		
	4.6 B	4.6 B	ug/L	0.088	(0-20)	SW846 6010B	10/10-10/11/07	7283043
		Dilution Factor: 1				Analysis Time..: 18:44	Analyst ID.....: 001644	
		Instrument ID..: I5						
Iron						SD Lot-Sample #: A7J090101-002		
	90.4	88.5	ug/L	2.1	(0-20)	SW846 6020	10/10-10/18/07	7283043
		Dilution Factor: 1				Analysis Time..: 10:08	Analyst ID.....: 002260	
		Instrument ID..: I7						
Mercury						SD Lot-Sample #: A7J090101-002		
	ND	ND	ug/L	0	(0-20)	SW846 7470A	10/10-10/11/07	7283043
		Dilution Factor: 1				Analysis Time..: 09:44	Analyst ID.....: 001086	
		Instrument ID..: H1						
Potassium						SD Lot-Sample #: A7J090101-002		
	2340 J,E	2510	ug/L	7.2	(0-20)	SW846 6010B	10/10-10/11/07	7283043
		Dilution Factor: 1				Analysis Time..: 18:44	Analyst ID.....: 001644	
		Instrument ID..: I5						
Magnesium						SD Lot-Sample #: A7J090101-002		
	5070	5470	ug/L	7.6	(0-20)	SW846 6010B	10/10-10/11/07	7283043
		Dilution Factor: 1				Analysis Time..: 18:44	Analyst ID.....: 001644	
		Instrument ID..: I5						
Manganese						SD Lot-Sample #: A7J090101-002		
	765	822	ug/L	7.2	(0-20)	SW846 6010B	10/10-10/11/07	7283043
		Dilution Factor: 1				Analysis Time..: 18:44	Analyst ID.....: 001644	
		Instrument ID..: I5						
Sodium						SD Lot-Sample #: A7J090101-002		
	18500	19900	ug/L	7.4	(0-20)	SW846 6010B	10/10-10/11/07	7283043
		Dilution Factor: 1				Analysis Time..: 18:44	Analyst ID.....: 001644	
		Instrument ID..: I5						
Nickel						SD Lot-Sample #: A7J090101-002		
	43.6	46.4	ug/L	6.2	(0-20)	SW846 6010B	10/10-10/11/07	7283043
		Dilution Factor: 1				Analysis Time..: 18:44	Analyst ID.....: 001644	
		Instrument ID..: I5						
Lead						SD Lot-Sample #: A7J090101-002		
	ND	ND	ug/L	0	(0-20)	SW846 6010B	10/10-10/11/07	7283043
		Dilution Factor: 1				Analysis Time..: 18:44	Analyst ID.....: 001644	
		Instrument ID..: I5						

(Continued on next page)

SAMPLE DUPLICATE EVALUATION REPORT

Metals

Lot-Sample #...: A7J090101-000 **Work Order #...:** J8G44-SMP J8G44-DUP **Matrix.....:** WG

PARAM	RESULT	DUPLICATE RESULT	UNITS	RPD	RPD LIMIT	METHOD	PREPARATION-ANALYSIS DATE	PREP BATCH #
Antimony						SD Lot-Sample #: A7J090101-002		
	0.21 B	ND	ug/L	200	(0-20)	SW846 6020	10/10-10/18/07	7283043
			Dilution Factor: 1			Analysis Time..: 10:08	Analyst ID.....: 002260	
			Instrument ID..: I7					
Selenium						SD Lot-Sample #: A7J090101-002		
	ND	ND	ug/L	0	(0-20)	SW846 6010B	10/10-10/11/07	7283043
			Dilution Factor: 1			Analysis Time..: 18:44	Analyst ID.....: 001644	
			Instrument ID..: I5					
Thallium						SD Lot-Sample #: A7J090101-002		
	ND	ND	ug/L	0	(0-20)	SW846 6020	10/10-10/18/07	7283043
			Dilution Factor: 1			Analysis Time..: 10:08	Analyst ID.....: 002260	
			Instrument ID..: I7					
Vanadium						SD Lot-Sample #: A7J090101-002		
	ND	ND	ug/L	0	(0-20)	SW846 6010B	10/10-10/11/07	7283043
			Dilution Factor: 1			Analysis Time..: 18:44	Analyst ID.....: 001644	
			Instrument ID..: I5					
Zinc						SD Lot-Sample #: A7J090101-002		
	45.8	48.8	ug/L	6.3	(0-20)	SW846 6020	10/10-10/18/07	7283043
			Dilution Factor: 1			Analysis Time..: 10:08	Analyst ID.....: 002260	
			Instrument ID..: I7					

NOTE(S):

Calculations are performed before rounding to avoid round-off errors in calculated results.

B Estimated result. Result is less than RL.

J Method blank contamination. The associated method blank contains the target analyte at a reportable level.

E Matrix interference.

: Instrument Upload Run Log - Page 1 :
: Started Fri Oct 12 06:58:14 2007 by LISTM :
: Data File: UPL$CAN_DATA_ROOT:<LHG>HG11011B.PRN;1 :

#	WorkOrder	Dilution	Date	Time	Batch	Lot	Instrument
1	STD1REP1	1	11-OCT-2007	08:39:40			H1
2	STD2REP1	1	11-OCT-2007	08:40:50			H1
3	STD3REP1	1	11-OCT-2007	08:41:55			H1
4	STD4REP1	1	11-OCT-2007	08:43:06			H1
5	STD5REP1	1	11-OCT-2007	08:44:18			H1
6	STD6REP1	1	11-OCT-2007	08:45:25			H1
7	CK5ICV	1	11-OCT-2007	08:46:44			H1
8	CK4ICB	1	11-OCT-2007	08:47:51			H1
9	CK3CRA\MRL	1	11-OCT-2007	08:48:59			H1
10	CK2CCV	1	11-OCT-2007	08:50:09			H1
11	CK1CCB	1	11-OCT-2007	08:51:24			H1
12	J8JD8BT	1	11-OCT-2007	08:52:34	7283056	A7J090000	H1
13	J8KNFBT	1	11-OCT-2007	08:53:54	7283056	A7J100000	H1
14	J8KNFCT	1	11-OCT-2007	08:55:11	7283056	A7J100000	H1
15	J8FPET	1	11-OCT-2007	08:56:28	7283056	A7J080116	H1
16	J8HC7T	1	11-OCT-2007	08:57:54	7283056	A7J090120	H1
17	J8GLHT	1	11-OCT-2007	08:58:59	7283056	A7J080176	H1
18	J8GLHTS	1	11-OCT-2007	09:00:08	7283056	A7J080176	H1
19	J8GLHTD	1	11-OCT-2007	09:01:18	7283056	A7J080176	H1
20	J8JE4BT	1	11-OCT-2007	09:02:23	7283055	A7J090000	H1
21	J8KNCBT	1	11-OCT-2007	09:03:41	7283055	A7J100000	H1
22	CK2CCV	1	11-OCT-2007	09:04:46			H1
23	CK1CCB	1	11-OCT-2007	09:05:54			H1
24	J8KNCCT	1	11-OCT-2007	09:07:04	7283055	A7J100000	H1
25	J8HDGT	1	11-OCT-2007	09:08:12	7283055	A7J090120	H1
26	J8HDGTS	1	11-OCT-2007	09:09:22	7283055	A7J090120	H1
27	J8HDGTD	1	11-OCT-2007	09:10:27	7283055	A7J090120	H1
28	J8KMGB	1	11-OCT-2007	09:11:33	7283040	A7J100000	H1
29	J8KMGC	1	11-OCT-2007	09:12:38	7283040	A7J100000	H1
30	J8H3G	1	11-OCT-2007	09:13:43	7283040	A7J090210	H1
31	J8JKX	1	11-OCT-2007	09:14:59	7283040	A7J090281	H1
32	J8G9G	1	11-OCT-2007	09:16:05	7283040	7J05136	H1
33	J8G9GF	1	11-OCT-2007	09:17:16	7283040	7J05136	H1
34	CK2CCV	1	11-OCT-2007	09:18:21			H1
35	CK1CCB	1	11-OCT-2007	09:19:30			H1
36	J8G9J	1	11-OCT-2007	09:20:35	7283040	7J05136	H1
37	J8G9JF	1	11-OCT-2007	09:22:11	7283040	7J05136	H1
38	J8G9L	1	11-OCT-2007	09:23:40	7283040	7J05136	H1
39	J8G9LF	1	11-OCT-2007	09:24:47	7283040	7J05136	H1
40	J8G9M	1	11-OCT-2007	09:25:53	7283040	7J05136	H1
41	J8G9MF	1	11-OCT-2007	09:27:02	7283040	7J05136	H1
42	J8G9N	1	11-OCT-2007	09:28:06	7283040	7J05136	H1
43	J8G9NF	1	11-OCT-2007	09:29:32	7283040	7J05136	H1
44	J8H54F	1	11-OCT-2007	09:30:50	7283040	A7J090228	H1

(continued)

#	WorkOrder	Dilution	Date	Time	Batch	Lot	Instrument
45	J8H61F	1	11-OCT-2007	09:32:05	7283040	A7J090228	H1
46	CK2CCV 4	1	11-OCT-2007	09:33:41			H1
47	CK1CCB	1	11-OCT-2007	09:34:46			H1
48	J8H6HF	1	11-OCT-2007	09:35:51	7283040	A7J090228	H1
49	J8H6WF	1	11-OCT-2007	09:37:09	7283040	A7J090228	H1
50	J8H6XF	1	11-OCT-2007	09:38:15	7283040	A7J090228	H1
51	J8H6XFS	1	11-OCT-2007	09:39:50	7283040	A7J090228	H1
52	J8H6XFD	1	11-OCT-2007	09:40:59	7283040	A7J090228	H1
53	J8KMMB	1	11-OCT-2007	09:42:05	7283043	A7J100000	H1
54	J8KMMC	1	11-OCT-2007	09:43:12	7283043	A7J100000	H1
55	J8G44	1	11-OCT-2007	09:44:19	7283043	A7J090101	H1
56	J8G44X	1	11-OCT-2007	09:45:26	7283043	A7J090101	H1
57	J8G44S	1	11-OCT-2007	09:46:37	7283043	A7J090101	H1
58	CK2CCV 5	1	11-OCT-2007	09:47:42			H1
59	CK1CCB	1	11-OCT-2007	09:49:00			H1
60	J8G46	1	11-OCT-2007	09:50:06	7283043	A7J090101	H1
61	J8G51	1	11-OCT-2007	09:51:12	7283043	A7J090101	H1
62	J8G52	1	11-OCT-2007	09:52:59	7283043	A7J090101	H1
63	J8G55	1	11-OCT-2007	09:54:09	7283043	A7J090101	H1
64	J8G57	1	11-OCT-2007	09:55:17	7283043	A7J090101	H1
65	J8G5M	1	11-OCT-2007	09:56:22	7283043	A7J090101	H1
66	J8G5R	1	11-OCT-2007	09:57:51	7283043	A7J090101	H1
67	J8G5W	1	11-OCT-2007	09:59:16	7283043	A7J090101	H1
68	CK2CCV 6	1	11-OCT-2007	10:00:24			H1
69	CK1CCB	1	11-OCT-2007	10:01:53			H1
70	CK2CCV 7	1	11-OCT-2007	13:05:38			H1
71	CK1CCB	1	11-OCT-2007	13:06:52			H1
72	J8LX8BT	1	11-OCT-2007	13:08:08	7284020	A7J100000	H1
73	J8NFLBT	1	11-OCT-2007	13:09:14	7284020	A7J110000	H1
74	J8NFLCT	1	11-OCT-2007	13:10:18	7284020	A7J110000	H1
75	J8HLCT	1	11-OCT-2007	13:12:07	7284020	A7J090157	H1
76	J8HLCTS	1	11-OCT-2007	13:13:24	7284020	A7J090157	H1
77	J8HLCTD	1	11-OCT-2007	13:14:39	7284020	A7J090157	H1
78	J8HLET	1	11-OCT-2007	13:15:54	7284020	A7J090157	H1
79	J8HLFT	1	11-OCT-2007	13:17:00	7284020	A7J090157	H1
80	J8H3VT	1	11-OCT-2007	13:18:08	7284020	A7J090213	H1
81	J8H7PT	1	11-OCT-2007	13:19:15	7284020	A7J090240	H1
82	CK2CCV 8	1	11-OCT-2007	13:20:31			H1
83	CK1CCB	1	11-OCT-2007	13:21:36			H1
84	J8L01BT	1	11-OCT-2007	13:22:41	7284019	A7J100000	H1
85	J8NFJBT	1	11-OCT-2007	13:24:16	7284019	A7J110000	H1
86	J8NFJCT	1	11-OCT-2007	13:25:22	7284019	A7J110000	H1
87	J8H3MT	1	11-OCT-2007	13:26:26	7284019	A7J090213	H1
88	J8H3MTS	1	11-OCT-2007	13:27:35	7284019	A7J090213	H1

(continued)

#	WorkOrder	Dilution	Date	Time	Batch	Lot	Instrument
89	J8H3MTD	1	11-OCT-2007	13:28:41	7284019	A7J090213	H1
90	J8NFEB	1	11-OCT-2007	13:30:06	7284017	A7J110000	H1
91	J8NFEC	1	11-OCT-2007	13:31:23	7284017	A7J110000	H1
92	J8LLN	1	11-OCT-2007	13:32:38	7284017	A7J100187	H1
93	J8LLW	1	11-OCT-2007	13:33:45	7284017	A7J100187	H1
94	CK2CCV	1	11-OCT-2007	13:34:49			H1
95	CK1CCB	1	11-OCT-2007	13:35:58			H1
96	J8LFC	1	11-OCT-2007	13:37:04	7284017	A7J100170	H1
97	J8LR0	1	11-OCT-2007	13:38:13	7284017	A7J100211	H1
98	J8KW0	1	11-OCT-2007	13:39:20	7284017	7J10109	H1
99	J8KW0S	1	11-OCT-2007	13:40:34	7284017	7J10109	H1
100	J8KW0D	1	11-OCT-2007	13:41:39	7284017	7J10109	H1
101	J8NFGB	1	11-OCT-2007	13:43:06	7284018	A7J110000	H1
102	J8NFGC	1	11-OCT-2007	13:44:13	7284018	A7J110000	H1
103	J8KP1	1	11-OCT-2007	13:45:30	7284018	A7J100103	H1
104	J8KP3	1	11-OCT-2007	13:46:39	7284018	A7J100103	H1
105	J8KP6	1	11-OCT-2007	13:47:44	7284018	A7J100103	H1
106	CK2CCV	1	11-OCT-2007	13:48:59			H1
107	CK1CCB	1	11-OCT-2007	13:50:07			H1
108	J8KP6X	1	11-OCT-2007	13:51:13	7284018	A7J100103	H1
109	J8KP6S	1	11-OCT-2007	13:52:29	7284018	A7J100103	H1
110	CK2CCV	1	11-OCT-2007	13:54:30			H1
111	CK1CCB	1	11-OCT-2007	13:55:36			H1
112	J8LFC	1	11-OCT-2007	13:56:44	7284017	A7J100170	H1
113	J8LR0	1	11-OCT-2007	13:57:52	7284017	A7J100211	H1
114	J8KW0	1	11-OCT-2007	13:59:09	7284017	7J10109	H1
115	J8KW0S	1	11-OCT-2007	14:00:24	7284017	7J10109	H1
116	J8KW0D	1	11-OCT-2007	14:01:39	7284017	7J10109	H1
117	J8NFGB	1	11-OCT-2007	14:03:04	7284018	A7J110000	H1
118	J8NFGC	1	11-OCT-2007	14:04:13	7284018	A7J110000	H1
119	J8KP1	1	11-OCT-2007	14:05:18	7284018	A7J100103	H1
120	J8KP3	1	11-OCT-2007	14:06:23	7284018	A7J100103	H1
121	J8KP6	1	11-OCT-2007	14:07:51	7284018	A7J100103	H1
122	CK2CCV	1	11-OCT-2007	14:08:57			H1
123	CK1CCB	1	11-OCT-2007	14:10:02			H1
124	J8KP6X	1	11-OCT-2007	14:11:09	7284018	A7J100103	H1
125	J8KP6S	1	11-OCT-2007	14:12:16	7284018	A7J100103	H1
126	J8KQ0	1	11-OCT-2007	14:13:32	7284018	A7J100103	H1
127	J8KQ2	1	11-OCT-2007	14:14:38	7284018	A7J100103	H1
128	J8KQ5	1	11-OCT-2007	14:15:48	7284018	A7J100103	H1
129	J8KQA	1	11-OCT-2007	14:16:54	7284018	A7J100103	H1
130	J8KQG	1	11-OCT-2007	14:18:00	7284018	A7J100103	H1
131	J8KQH	1	11-OCT-2007	14:19:06	7284018	A7J100103	H1
132	J8KQK	1	11-OCT-2007	14:20:26	7284018	A7J100103	H1

(continued)

```
:       Instrument Upload                                    Run Log - Page  4 :
:       Started Fri Oct 12 06:58:14 2007 by LISTM                              :
:       Data File: UPL$CAN_DATA_ROOT:<LHG>HG11011B.PRN;1                       :
```

#	WorkOrder	Dilution	Date	Time	Batch	Lot	Instrument
133	J8KQN	1	11-OCT-2007	14:21:32	7284018	A7J100103	H1
134	CK2CCV 13	1	11-OCT-2007	14:22:39			H1
135	CK1CCB	1	11-OCT-2007	14:23:44			H1
136	J8KQQ	1	11-OCT-2007	14:25:12	7284018	A7J100103	H1
137	J8KQV	1	11-OCT-2007	14:26:18	7284018	A7J100103	H1
138	J8KRD	1	11-OCT-2007	14:27:25	7284018	A7J100103	H1
139	J8KRDX	1	11-OCT-2007	14:28:52	7284018	A7J100103	H1
140	J8KRDS	1	11-OCT-2007	14:30:01	7284018	A7J100103	H1
141	J8KRG	1	11-OCT-2007	14:31:06	7284018	A7J100103	H1
142	CRA	1	11-OCT-2007	14:32:13			H1
143	CK2CCV 14	1	11-OCT-2007	14:33:30			H1
144	CK1CCB	1	11-OCT-2007	14:34:38			H1
145	CK2CCV	1	11-OCT-2007	14:39:20			H1

End of Report

Test America North Canton

Metals Data Reporting Form

Continuing Calibration Verification

Instrument: CVAA **Units:** ug/L

Chart Number: hg11011b.prn **Acceptable Range:** 80% - 120%

Standard Source: Ultra **Standard ID:**

Element	WL/ Mass	True Conc	Ck2CCV 10/11/07 8:50 AM 1		Ck2CCV 10/11/07 9:04 AM 2		Ck2CCV 10/11/07 9:18 AM 3		Ck2CCV 10/11/07 9:33 AM 4		Ck2CCV 10/11/07 9:47 AM 5	
			Found	% Rec	Found	% Rec	Found	% Rec	Found	% Rec	Found	% Rec
Mercury	253.7	5.0	5.21	**104.2**	5.38	**107.6**	5.50	**110.1**	5.62	**112.3**	5.75	**114.9**

Test America North Canton

Metals Data Reporting Form

Continuing Calibration Verification

Instrument: CVAA **Units:** ug/L

Chart Number: hg11011b.prn **Acceptable Range:** 80% - 120%

Standard Source: Ultra **Standard ID:**

Element	WL/ Mass	True Conc	Ck2CCV 10/11/07 10:00 AM 6 Found	% Rec	Ck2CCV 10/11/07 1:05 PM 7 Found	% Rec	Ck2CCV 10/11/07 1:20 PM 8 Found	% Rec	Ck2CCV 10/11/07 1:34 PM 9 Found	% Rec	Ck2CCV 10/11/07 1:48 PM 10 Found	% Rec
Mercury	253.7	5.0	5.81	**116.1**	5.95	**119.1**	5.97	**119.4**	5.99	**119.8**	6.16	**123.2**

Test America North Canton

Metals Data Reporting Form

Continuing Calibration Verification

Instrument: CVAA **Units:** ug/L

Chart Number: hg11011b.prn **Acceptable Range:** 80% - 120%

Standard Source: Ultra **Standard ID:**

Element	WL/ Mass	True Conc	Ck2CCV 10/11/07 1:54 PM 11 Found	% Rec	Ck2CCV 10/11/07 2:08 PM 12 Found	% Rec	Ck2CCV 10/11/07 2:22 PM 13 Found	% Rec	Ck2CCV 10/11/07 2:33 PM 14 Found	% Rec	Found	% Rec
Mercury	253.7	5.0	5.92	**118.4**	5.98	**119.5**	6.01	**120.2**	6.24	**124.9**		

Test America North Canton

Metals Data Reporting Form

Contract Required Detection Limit Standard

Instrument: CVAA **Units:** ug/L

Chart Number: hg11011b.prn **Acceptable Range:** 70% - 130%

Standard Source: Ultra **Standard ID:**

Element	WL/ Mass	True Conc	Ck3CRA\MRL 10/11/07 8:48 AM Found	% Rec	CRA 10/11/07 2:32 PM Found	% Rec	Found	% Rec	Found	% Rec	Found	% Rec
Mercury	253.7	0.2	0.21	**104.7**	0.27	**135.5**						

: Instrument Upload Run Log - Page 1 :
: Started Fri Oct 19 07:11:48 2007 by DAVIESB :
: Data File: UPL$CAN_DATA_ROOT:<REP>101807B.REP;1 :

#	WorkOrder	Dilution	Date	Time	Batch	Lot	Instrument
1	BLANK		18-OCT-2007	08:56:10			I7
2	BLANK		18-OCT-2007	08:59:45			I7
3	STANDARD 1		18-OCT-2007	09:03:19			I7
4	STANDARD 2		18-OCT-2007	09:06:55			I7
5	STANDARD 3		18-OCT-2007	09:10:31			I7
6	QC STD 1		18-OCT-2007	09:16:22			I7
7	QC STD 2		18-OCT-2007	09:22:13			I7
8	QC STD 3 - CRI		18-OCT-2007	09:25:13			I7
9	QC STD 4 - ICSA		18-OCT-2007	09:29:00			I7
10	QC STD 5 - ICSAB		18-OCT-2007	09:32:48			I7
11	QC STD 6		18-OCT-2007	09:39:30			I7
12	QC STD 7		18-OCT-2007	09:45:20			I7
13	CRI	2	18-OCT-2007	09:48:19			I7
14	CRI	5	18-OCT-2007	09:51:49			I7
15	CRI	10	18-OCT-2007	09:55:19			I7
16	J8KMMB		18-OCT-2007	10:00:19	7283043	A7J100000	I7
17	J8KMMC		18-OCT-2007	10:03:49	7283043	A7J100000	I7
18	J8G44		18-OCT-2007	10:08:50	7283043	A7J090101	I7
19	J8G44L		18-OCT-2007	10:12:22			I7
20	J8G44X		18-OCT-2007	10:15:53	7283043	A7J090101	I7
21	J8G44S		18-OCT-2007	10:19:25	7283043	A7J090101	I7
22	J8G46		18-OCT-2007	10:24:27	7283043	A7J090101	I7
23	QC STD 6		18-OCT-2007	10:30:19			I7
24	QC STD 7		18-OCT-2007	10:36:09			I7
25	J8G5M		18-OCT-2007	10:43:31	7283043	A7J090101	I7
26	J8G5R		18-OCT-2007	10:47:04	7283043	A7J090101	I7
27	J8G5W		18-OCT-2007	10:50:35	7283043	A7J090101	I7
28	J8G51		18-OCT-2007	10:54:05	7283043	A7J090101	I7
29	J8G52		18-OCT-2007	10:57:36	7283043	A7J090101	I7
30	J8G55		18-OCT-2007	11:01:07	7283043	A7J090101	I7
31	J8G57		18-OCT-2007	11:04:38	7283043	A7J090101	I7
32	J8NFGB		18-OCT-2007	11:09:39	7284018	A7J110000	I7
33	J8NFGC		18-OCT-2007	11:13:11	7284018	A7J110000	I7
34	J8KP1		18-OCT-2007	11:18:13	7284018	A7J100103	I7
35	QC STD 6		18-OCT-2007	11:24:05			I7
36	QC STD 7		18-OCT-2007	11:29:55			I7
37	J8KP3		18-OCT-2007	11:32:56	7284018	A7J100103	I7
38	J8KP6		18-OCT-2007	11:36:29	7284018	A7J100103	I7
39	J8KP6L		18-OCT-2007	11:40:02			I7
40	J8KP6X		18-OCT-2007	11:43:36	7284018	A7J100103	I7
41	J8KP6S		18-OCT-2007	11:47:08	7284018	A7J100103	I7
42	J8KQA		18-OCT-2007	11:52:08	7284018	A7J100103	I7
43	J8KQG		18-OCT-2007	11:55:39	7284018	A7J100103	I7
44	J8KQH		18-OCT-2007	11:59:10	7284018	A7J100103	I7

(continued)

#	WorkOrder	Dilution	Date	Time	Batch	Lot	Instrument
45	J8KQK		18-OCT-2007	12:02:41	7284018	A7J100103	I7
46	J8KQN		18-OCT-2007	12:06:13	7284018	A7J100103	I7
47	QC STD 6		18-OCT-2007	12:12:04			I7
48	QC STD 7		18-OCT-2007	12:17:54			I7
49	J8KQQ		18-OCT-2007	12:20:55	7284018	A7J100103	I7
50	J8KQV		18-OCT-2007	12:24:27	7284018	A7J100103	I7
51	J8KQ0		18-OCT-2007	12:28:00	7284018	A7J100103	I7
52	J8KQ2		18-OCT-2007	12:31:33	7284018	A7J100103	I7
53	J8KQ5		18-OCT-2007	12:35:07	7284018	A7J100103	I7
54	J8KRD		18-OCT-2007	12:38:40	7284018	A7J100103	I7
55	J8KRDL		18-OCT-2007	12:42:13			I7
56	J8KRDX		18-OCT-2007	12:47:13	7284018	A7J100103	I7
57	J8KRDS		18-OCT-2007	12:50:45	7284018	A7J100103	I7
58	J8KRG		18-OCT-2007	12:55:46	7284018	A7J100103	I7
59	QC STD 6		18-OCT-2007	13:01:37			I7
60	QC STD 7		18-OCT-2007	13:07:28			I7
61	J8RL9B		18-OCT-2007	13:10:28	7285017	A7J120000	I7
62	J8RL9C		18-OCT-2007	13:14:00	7285017	A7J120000	I7
63	J8KP8		18-OCT-2007	13:19:03	7285017	A7J100103	I7
64	J8KP8L		18-OCT-2007	13:22:36			I7
65	J8KP8X		18-OCT-2007	13:26:09	7285017	A7J100103	I7
66	J8KP8S		18-OCT-2007	13:29:42	7285017	A7J100103	I7
67	J8NPW		18-OCT-2007	13:34:46	7285017	A7J110121	I7
68	J8NP0		18-OCT-2007	13:38:20	7285017	A7J110121	I7
69	J8NP4		18-OCT-2007	13:41:53	7285017	A7J110121	I7
70	J8NP4L		18-OCT-2007	13:45:24			I7
71	QC STD 6		18-OCT-2007	13:51:15			I7
72	QC STD 7		18-OCT-2007	13:57:05			I7
73	CRI	2	18-OCT-2007	14:02:34			I7
74	CRI	5	18-OCT-2007	14:06:04			I7
75	CRI	10	18-OCT-2007	14:09:34			I7
76	J8KMMB		18-OCT-2007	14:14:34	7283043	A7J100000	I7
77	J8KMMC		18-OCT-2007	14:18:04	7283043	A7J100000	I7
78	J8G44		18-OCT-2007	14:23:05	7283043	A7J090101	I7
79	J8G44L		18-OCT-2007	14:26:37			I7
80	J8G44X		18-OCT-2007	14:30:08	7283043	A7J090101	I7
81	J8G44S		18-OCT-2007	14:33:40	7283043	A7J090101	I7
82	J8G46		18-OCT-2007	14:38:42	7283043	A7J090101	I7
83	QC STD 6		18-OCT-2007	14:44:34			I7
84	QC STD 7		18-OCT-2007	14:50:24			I7
85	J8G5M		18-OCT-2007	14:53:25	7283043	A7J090101	I7
86	J8G5R		18-OCT-2007	14:56:58	7283043	A7J090101	I7
87	J8G5W		18-OCT-2007	15:00:29	7283043	A7J090101	I7
88	J8G51		18-OCT-2007	15:03:59	7283043	A7J090101	I7

(continued)

#	WorkOrder	Dilution	Date	Time	Batch	Lot	Instrument
89	J8G52		18-OCT-2007	15:07:31	7283043	A7J090101	I7
90	J8G55		18-OCT-2007	15:11:02	7283043	A7J090101	I7
91	J8G57		18-OCT-2007	15:14:33	7283043	A7J090101	I7
92	J8NFGB		18-OCT-2007	15:19:34	7284018	A7J110000	I7
93	J8NFGC		18-OCT-2007	15:23:06	7284018	A7J110000	I7
94	J8KP1		18-OCT-2007	15:28:08	7284018	A7J100103	I7
95	QC STD 6		18-OCT-2007	15:34:00			I7
96	QC STD 7		18-OCT-2007	15:39:50			I7
97	J8KP6	10	18-OCT-2007	15:42:51	7284018	A7J100103	I7
98	J8KP6L		18-OCT-2007	15:46:24			I7
99	J8KP6X	10	18-OCT-2007	15:49:59	7284018	A7J100103	I7
100	J8KP6S	10	18-OCT-2007	15:53:31	7284018	A7J100103	I7
101	J8RL9B		18-OCT-2007	15:59:22	7285017	A7J120000	I7
102	J8RL9C		18-OCT-2007	16:02:54	7285017	A7J120000	I7
103	J8KP8		18-OCT-2007	16:07:57	7285017	A7J100103	I7
104	J8KP8L		18-OCT-2007	16:11:29			I7
105	QC STD 4		18-OCT-2007	16:16:28			I7
106	QC STD 5		18-OCT-2007	16:20:19			I7
107	QC STD 6		18-OCT-2007	16:27:01			I7
108	QC STD 7		18-OCT-2007	16:32:51			I7
109	J8KP8X		18-OCT-2007	16:35:52	7285017	A7J100103	I7
110	J8KP8S		18-OCT-2007	16:39:25	7285017	A7J100103	I7
111	J8NPW		18-OCT-2007	16:44:29	7285017	A7J110121	I7
112	J8NP0		18-OCT-2007	16:48:03	7285017	A7J110121	I7
113	J8NP4		18-OCT-2007	16:51:36	7285017	A7J110121	I7
114	J8NP4L		18-OCT-2007	16:55:07			I7
115	J8NP4X		18-OCT-2007	16:58:38	7285017	A7J110121	I7
116	J8NP4S		18-OCT-2007	17:02:10	7285017	A7J110121	I7
117	J8NP6		18-OCT-2007	17:07:12	7285017	A7J110121	I7
118	J8NQH		18-OCT-2007	17:10:45	7285017	A7J110121	I7
119	QC STD 6		18-OCT-2007	17:16:36			I7
120	QC STD 7		18-OCT-2007	17:22:26			I7
121	J8NQP		18-OCT-2007	17:25:27	7285017	A7J110121	I7
122	J8NQW		18-OCT-2007	17:29:00	7285017	A7J110121	I7
123	J8NRN		18-OCT-2007	17:32:34	7285017	A7J110121	I7
124	J8NRV		18-OCT-2007	17:36:07	7285017	A7J110121	I7
125	J8NR1		18-OCT-2007	17:39:41	7285017	A7J110121	I7
126	J8NTF		18-OCT-2007	17:43:16	7285017	A7J110121	I7
127	J8NTL		18-OCT-2007	17:46:49	7285017	A7J110121	I7
128	J8RL7B		18-OCT-2007	17:51:51	7285016	A7J120000	I7
129	J8RL7C		18-OCT-2007	17:55:23	7285016	A7J120000	I7
130	J8RHP		18-OCT-2007	18:00:25	7285016	A7J110400	I7
131	QC STD 6		18-OCT-2007	18:06:17			I7
132	QC STD 7		18-OCT-2007	18:12:07			I7

(continued)

Test America North Canton

Metals Data Reporting Form

Continuing Calibration Verification

Instrument: ICPMS **Units:** ug/L

Chart Number: 101807b.rep **Acceptable Range:** 90% - 110%

Standard Source: Ultra **Standard ID:**

Element	WL/ Mass	True Conc	QC Std 6 10/18/07 1 9:39 AM Found	% Rec	QC Std 6 10/18/07 2 10:30 AM Found	% Rec	QC Std 6 10/18/07 3 11:24 AM Found	% Rec	QC Std 6 10/18/07 4 12:12 PM Found	% Rec	QC Std 6 10/18/07 5 1:01 PM Found	% Rec
Aluminum	27	5000.0	4804.42	**96.1**	4401.26	**88.0**	4692.71	**93.9**	4523.13	**90.5**	4757.11	**95.1**
Antimony	121	50.0	49.91	**99.8**	50.14	**100.3**	48.64	**97.3**	48.87	**97.7**	48.49	**97.0**
Beryllium	9	50.0	46.39	**92.8**	46.02	**92.0**	46.85	**93.7**	45.82	**91.6**	49.72	**99.4**
Cadmium	111	50.0	48.82	**97.6**	49.42	**98.8**	48.77	**97.5**	48.87	**97.7**	49.18	**98.4**
Iron	57	5000.0	4955.12	**99.1**	5062.36	**101.2**	4648.05	**93.0**	4859.25	**97.2**	4698.51	**94.0**
Thallium	205	50.0	50.31	**100.6**	50.21	**100.4**	50.77	**101.5**	50.09	**100.2**	50.15	**100.3**
Zinc	68	50.0	49.09	**98.2**	49.03	**98.1**	49.85	**99.7**	48.67	**97.3**	49.61	**99.2**

Test America North Canton

Metals Data Reporting Form

Continuing Calibration Verification

Instrument: ICPMS **Units:** ug/L

Chart Number: 101807b.rep **Acceptable Range:** 90% - 110%

Standard Source: Ultra **Standard ID:**

Element	WL/ Mass	True Conc	QC Std 6 10/18/07 1:51 PM Found	% Rec	QC Std 6 10/18/07 2:44 PM Found	% Rec	QC Std 6 10/18/07 3:34 PM Found	% Rec	Found	% Rec	Found	% Rec
Aluminum	27	5000.0	4707.59	**94.2**	5170.17	**103.4**	5046.36	**100.9**				
Antimony	121	50.0	48.45	**96.9**	49.31	**98.6**	49.26	**98.5**				
Beryllium	9	50.0	55.45	**110.9**	49.65	**99.3**	50.64	**101.3**				
Cadmium	111	50.0	49.82	**99.6**	48.87	**97.7**	49.24	**98.5**				
Iron	57	5000.0	4733.03	**94.7**	4741.76	**94.8**	4586.92	**91.7**				
Thallium	205	50.0	50.26	**100.5**	48.14	**96.3**	48.72	**97.4**				
Zinc	68	50.0	49.38	**98.8**	49.94	**99.9**	49.27	**98.5**				

Test America North Canton

Metals Data Reporting Form

Initial Calibration Blank Results

Instrument: ICPMS **Units:** ug/L

Chart Number: 101807b.rep

Standard Source: _____ **Standard ID:** _____

Element	WL/ Mass	Report Limit	QC Std 2 10/18/07 9:22 AM ICB Found	Q	Found	Q	Found	Q	Found	Q	Found	Q
Aluminum	27	50	5	U								
Antimony	121	2	**0.11**	**B**								
Beryllium	9	1	0.02	U								
Cadmium	111	0.5	**0.018**	**B**								
Iron	57	20	6	U								
Thallium	205	1	0.023	U								
Zinc	68	10	0.12	U								

U Result is less than the IDL

B Result is between IDL and RL

Test America North Canton

Metals Data Reporting Form

Continuing Calibration Blank Results

Instrument: ICPMS **Units:** ug/L

Chart Number: 101807b.rep

Standard Source: _____ **Standard ID:** _____

Element	WL/ Mass	Report Limit	QC Std 7 10/18/07 1 9:45 AM Found	Q	QC Std 7 10/18/07 2 10:36 AM Found	Q	QC Std 7 10/18/07 3 11:29 AM Found	Q	QC Std 7 10/18/07 4 12:17 PM Found	Q	QC Std 7 10/18/07 5 1:07 PM Found	Q
Aluminum	27	50	5	U	5	U	5	U	5	U	5	U
Antimony	121	2	**0.11**	**B**	**0.13**	**B**	**0.14**	**B**	**0.11**	**B**	**0.14**	**B**
Beryllium	9	1	0.02	U	0.02	U	**0.021**	**B**	0.02	U	**0.032**	**B**
Cadmium	111	0.5	0.014	U	0.014	U	**0.019**	**B**	**0.016**	**B**	**0.016**	**B**
Iron	57	20	6	U	6	U	**12**	**B**	**11**	**B**	**-9.5**	**B**
Thallium	205	1	**0.044**	**B**	0.023	U	0.023	U	0.023	U	0.023	U
Zinc	68	10	0.12	U	0.12	U	**0.3**	**B**	**0.22**	**B**	**0.31**	**B**

U Result is less than the IDL

B Result is between IDL and RL

Test America North Canton

Metals Data Reporting Form

Continuing Calibration Blank Results

Instrument: ICPMS **Units:** ug/L

Chart Number: 101807b.rep

Standard Source: _____ **Standard ID:** _____

Element	WL/ Mass	Report Limit	QC Std 7 10/18/07 1:57 PM Found	Q	QC Std 7 10/18/07 2:50 PM Found	Q	QC Std 7 10/18/07 3:39 PM Found	Q	Found	Q	Found	Q
Aluminum	27	50	5	U	5	U	5	U				
Antimony	121	2	**0.15**	**B**	**0.18**	**B**	**0.18**	**B**				
Beryllium	9	1	**0.039**	**B**	**0.027**	**B**	0.02	U				
Cadmium	111	0.5	**0.019**	**B**	**0.024**	**B**	**0.017**	**B**				
Iron	57	20	**7.2**	**B**	**13**	**B**	**12**	**B**				
Thallium	205	1	0.023	U	0.023	U	0.023	U				
Zinc	68	10	**0.28**	**B**	**0.28**	**B**	**0.29**	**B**				

U Result is less than the IDL

B Result is between IDL and RL

Form 3 Equivalent

: Instrument Upload Run Log - Page 1 :
: Started Fri Oct 12 07:56:12 2007 by WILLIAML :
: Data File: UPL$CAN_DATA_ROOT:<TJA>I51011A.ARC;1 :

#	WorkOrder	Dilution	Date	Time	Batch	Lot	Instrument	
1	STD1	1	11-OCT-2007	07:57:00			I5	
2	CAL1	1	11-OCT-2007	08:03:00			I5	
3	CAL2	1	11-OCT-2007	08:08:00			I5	
4	CAL3	1	11-OCT-2007	08:14:00			I5	
5	SCAL	1	11-OCT-2007	08:20:00			I5	
6	CAL	1	11-OCT-2007	08:24:00			I5	
7	ICV	1	11-OCT-2007	08:31:00			I5	
8	ICB	1	11-OCT-2007	08:40:00			I5	
9	CRI	MRL	11-OCT-2007	08:45:00			I5	
10	ICSA	1	11-OCT-2007	08:52:00			I5	
11	AL	1	11-OCT-2007	09:02:00			I5	
12	FE	1	11-OCT-2007	09:07:00			I5	
13	Z	1	11-OCT-2007	09:12:00			I5	
14	ICSA	1	11-OCT-2007	10:00:00			I5	
15	ICSAB	1	11-OCT-2007	10:05:00			I5	
16	CCV	1	11-OCT-2007	10:14:00			I5	
17	CCB	1	11-OCT-2007	10:22:00			I5	
18	J8FG1B	1	11-OCT-2007	10:38:00			I5	
19	J8AG4B	1	11-OCT-2007	10:44:00	7278028	A7J050000	I5	
20	J8AG4C	1	11-OCT-2007	10:49:00	7278028	A7J050000	I5	
21	J748R	1	11-OCT-2007	10:56:00	7278028	A7J030104	I5	
22	J748RL	1	11-OCT-2007	11:01:00			I5	
23	J748RX	1	11-OCT-2007	11:06:00	7278028	A7J030104	I5	
24	J748RS	1	11-OCT-2007	11:11:00	7278028	A7J030104	I5	- 5b PDS run @ 13:14
25	J748X	1	11-OCT-2007	11:17:00	7278028	A7J030104	I5	
26	J7481	1	11-OCT-2007	11:22:00	7278028	A7J030104	I5	
27	J7483	1	11-OCT-2007	11:27:00	7278028	A7J030104	I5	
28	CCV	1	11-OCT-2007	11:36:00			I5	
29	CCB	1	11-OCT-2007	11:44:00			I5	
30	J7484	1	11-OCT-2007	11:49:00	7278028	A7J030104	I5	
31	J7488	1	11-OCT-2007	11:54:00	7278028	A7J030104	I5	
32	J749C	1	11-OCT-2007	11:59:00	7278028	A7J030104	I5	
33	J749D	1	11-OCT-2007	12:04:00	7278028	A7J030104	I5	
34	J749E	1	11-OCT-2007	12:09:00	7278028	A7J030104	I5	
35	J777D	1	11-OCT-2007	12:14:00	7278028	A7J040113	I5	
36	J777DL	1	11-OCT-2007	12:19:00			I5	
37	J777DX	1	11-OCT-2007	12:24:00	7278028	A7J040113	I5	
38	J777DS	1	11-OCT-2007	12:29:00	7278028	A7J040113	I5	
39	J777P	1	11-OCT-2007	12:36:00	7278028	A7J040113	I5	
40	CCV	1	11-OCT-2007	12:50:00			I5	
41	CCB	1	11-OCT-2007	12:58:00			I5	
42	J778P	1	11-OCT-2007	13:05:00	7278028	A7J040113	I5	
43	J7782	1	11-OCT-2007	13:10:00	7278028	A7J040113	I5	
44	J748RA	1	11-OCT-2007	13:14:00	7278028	A7J030104	I5	- 5b PDS @ 200ppb

(continued)

```
-----------------------------------------------------------------------------
:       Instrument Upload                                   Run Log - Page  2 :
:       Started Fri Oct 12 07:56:12 2007 by WILLIAML                          :
:       Data File: UPL$CAN_DATA_ROOT:<TJA>I51011A.ARC;1                       :
-----------------------------------------------------------------------------
```

#	WorkOrder	Dilution	Date	Time	Batch	Lot	Instrument
45	J748X	5	11-OCT-2007	13:20:00	7278028	A7J030104	I5
46	J7488	5	11-OCT-2007	13:25:00	7278028	A7J030104	I5
47	J749C	5	11-OCT-2007	13:30:00	7278028	A7J030104	I5
48	Z	1	11-OCT-2007	13:39:00			I5
49	CCV	1	11-OCT-2007	13:48:00			I5
50	CCB	1	11-OCT-2007	13:56:00			I5
51	J8KMTB	1	11-OCT-2007	14:37:00	7283049	A7J100000	I5
52	J8KMTC	1	11-OCT-2007	14:42:00	7283049	A7J100000	I5
53	J7914	1	11-OCT-2007	14:49:00	7283049	A7J040354	I5
54	J7914L	1	11-OCT-2007	14:54:00			I5
55	J7914X	1	11-OCT-2007	14:59:00	7283049	A7J040354	I5
56	J7914S	1	11-OCT-2007	15:04:00	7283049	A7J040354	I5 ← Sb PDS ran @ 22:47
57	J792M	1	11-OCT-2007	15:10:00	7283049	A7J040354	I5
58	J792N	1	11-OCT-2007	15:15:00	7283049	A7J040354	I5
59	J792R	1	11-OCT-2007	15:20:00	7283049	A7J040354	I5
60	J792W	1	11-OCT-2007	15:25:00	7283049	A7J040354	I5
61	CCV	1	11-OCT-2007	15:33:00			I5
62	CCB	1	11-OCT-2007	15:41:00			I5
63	J7920	1	11-OCT-2007	15:45:00	7283049	A7J040354	I5
64	J7923	1	11-OCT-2007	15:50:00	7283049	A7J040354	I5
65	J7927	1	11-OCT-2007	15:55:00	7283049	A7J040354	I5
66	J8AT0	1	11-OCT-2007	16:00:00	7283049	A7J050117	I5
67	J8AT0L	1	11-OCT-2007	16:08:00			I5
68	J8AT0X	1	11-OCT-2007	16:13:00	7283049	A7J050117	I5
69	J8AT0S	1	11-OCT-2007	16:17:00	7283049	A7J050117	I5
70	J8AT5	1	11-OCT-2007	16:24:00	7283049	A7J050117	I5
71	J8AT9	1	11-OCT-2007	16:29:00	7283049	A7J050117	I5
72	J8AVC	1	11-OCT-2007	16:34:00	7283049	A7J050117	I5
73	CCV	1	11-OCT-2007	16:42:00			I5
74	CCB	1	11-OCT-2007	16:50:00			I5
75	J8FKF	1	11-OCT-2007	16:54:00	7283049	A7J080104	I5
76	J8FKFL	1	11-OCT-2007	16:59:00			I5
77	J8FKFX	1	11-OCT-2007	17:04:00	7283049	A7J080104	I5
78	J8FKFS	1	11-OCT-2007	17:09:00	7283049	A7J080104	I5 ← Sb PDS ran @ ~~23:07~~ 14:41 101207
79	J8FKG	1	11-OCT-2007	17:16:00	7283049	A7J080104	I5
80	J8FKH	1	11-OCT-2007	17:21:00	7283049	A7J080104	I5
81	J8FLN	1	11-OCT-2007	17:26:00	7283049	A7J080109	I5
82	J8FLNL	1	11-OCT-2007	17:31:00			I5
83	J8FLNX	1	11-OCT-2007	17:36:00	7283049	A7J080109	I5
84	J8FLNS	1	11-OCT-2007	17:41:00	7283049	A7J080109	I5
85	CCV	1	11-OCT-2007	17:49:00			I5
86	CCB	1	11-OCT-2007	17:56:00			I5
87	J8FRK	1	11-OCT-2007	18:01:00	7283049	A7J080109	I5
88	J8FR7	1	11-OCT-2007	18:06:00	7283049	A7J080109	I5

---------- (continued) ----------

#	WorkOrder	Dilution	Date	Time	Batch	Lot	Instrument
89	J8FR7L	1	11-OCT-2007	18:11:00			I5
90	J8FR7X	1	11-OCT-2007	18:16:00	7283049	A7J080109	I5
91	J8FR7S	1	11-OCT-2007	18:21:00	7283049	A7J080109	I5
92	J8FTD	1	11-OCT-2007	18:26:00	7283049	A7J080109	I5
93	J8KMMB	1	11-OCT-2007	18:33:00	7283043	A7J100000	I5
94	J8KMMC	1	11-OCT-2007	18:37:00	7283043	A7J100000	I5
95	J8G44	1	11-OCT-2007	18:44:00	7283043	A7J090101	I5
96	J8G44L	1	11-OCT-2007	18:49:00			I5
97	CCV 3	1	11-OCT-2007	18:57:00			I5
98	CCB	1	11-OCT-2007	19:05:00			I5
99	J8G44X	1	11-OCT-2007	19:10:00	7283043	A7J090101	I5
100	J8G44S	1	11-OCT-2007	19:15:00	7283043	A7J090101	I5
101	J8G46	1	11-OCT-2007	19:21:00	7283043	A7J090101	I5
102	J8G5M	1	11-OCT-2007	19:26:00	7283043	A7J090101	I5
103	J8G5R	1	11-OCT-2007	19:31:00	7283043	A7J090101	I5
104	J8G5W	1	11-OCT-2007	19:36:00	7283043	A7J090101	I5
105	J8G51	1	11-OCT-2007	19:41:00	7283043	A7J090101	I5
106	J8G52	1	11-OCT-2007	19:46:00	7283043	A7J090101	I5
107	J8G55	1	11-OCT-2007	19:51:00	7283043	A7J090101	I5
108	J8G57	1	11-OCT-2007	19:56:00	7283043	A7J090101	I5
109	CCV 4	1	11-OCT-2007	20:04:00			I5
110	CCB	1	11-OCT-2007	20:11:00			I5
111	J8NFGB	1	11-OCT-2007	20:16:00	7284018	A7J110000	I5
112	J8NFGC	1	11-OCT-2007	20:21:00	7284018	A7J110000	I5
113	J8KP1	1	11-OCT-2007	20:28:00	7284018	A7J100103	I5
114	J8KP3	1	11-OCT-2007	20:33:00	7284018	A7J100103	I5
115	J8KP6	1	11-OCT-2007	20:38:00	7284018	A7J100103	I5
116	J8KP6L	1	11-OCT-2007	20:43:00			I5
117	J8KP6X	1	11-OCT-2007	20:48:00	7284018	A7J100103	I5
118	J8KP6S	1	11-OCT-2007	20:53:00	7284018	A7J100103	I5
119	J8KQA	1	11-OCT-2007	20:59:00	7284018	A7J100103	I5
120	J8KQG	1	11-OCT-2007	21:04:00	7284018	A7J100103	I5
121	CCV	1	11-OCT-2007	21:12:00			I5
122	CCB 5	1	11-OCT-2007	21:20:00			I5
123	J8KQH	1	11-OCT-2007	21:25:00	7284018	A7J100103	I5
124	J8KQK	1	11-OCT-2007	21:30:00	7284018	A7J100103	I5
125	J8KQN	1	11-OCT-2007	21:35:00	7284018	A7J100103	I5
126	J8KQQ	1	11-OCT-2007	21:40:00	7284018	A7J100103	I5
127	J8KQV	1	11-OCT-2007	21:45:00	7284018	A7J100103	I5
128	J8KQ0	1	11-OCT-2007	21:50:00	7284018	A7J100103	I5
129	J8KQ2	1	11-OCT-2007	21:55:00	7284018	A7J100103	I5
130	J8KQ5	1	11-OCT-2007	22:00:00	7284018	A7J100103	I5
131	J8KRD	1	11-OCT-2007	22:05:00	7284018	A7J100103	I5
132	J8KRDL	1	11-OCT-2007	22:09:00			I5

-sb PDS ran @ 23:12

(continued)

#	WorkOrder	Dilution	Date	Time	Batch	Lot	Instrument	
133	CCV	1	11-OCT-2007	22:18:00			I5	
134	CCB	1	11-OCT-2007	22:25:00			I5	
135	J8KRDX	1	11-OCT-2007	22:30:00	7284018	A7J100103	I5	
136	J8KRDS	1	11-OCT-2007	22:35:00	7284018	A7J100103	I5	
137	J8KRG	1	11-OCT-2007	22:42:00	7284018	A7J100103	I5	
138	J7914A	1	11-OCT-2007	22:47:00	7283049	A7J040354	I5	Sb 200ppb
139	J8FKFA	1	11-OCT-2007	23:07:00	7283049	A7J080104	I5	Rerun
140	J8FR7A	1	11-OCT-2007	23:12:00			I5	Sb 200ppb
141	CRI	MRL	11-OCT-2007	23:20:00			I5	
142	CCV	1	11-OCT-2007	23:28:00			I5	
143	CCB	1	11-OCT-2007	23:35:00			I5	
144	CCV	1	12-OCT-2007	00:09:00			I5	
145	CCB	1	12-OCT-2007	00:18:00			I5	
146	J8NFEB	1	12-OCT-2007	00:23:00			I5	
147	J8NFEC	1	12-OCT-2007	00:28:00			I5	
148	J8LFT	1	12-OCT-2007	00:35:00			I5	
149	J8LF5	1	12-OCT-2007	00:40:00			I5	
150	J8K71	1	12-OCT-2007	00:44:00			I5	
151	J8LPT	1	12-OCT-2007	00:49:00			I5	
152	J8LPTL	1	12-OCT-2007	00:54:00			I5	
153	J8LFC	1	12-OCT-2007	00:59:00	7284017	A7J100170	I5	
154	J8LLA	1	12-OCT-2007	01:04:00			I5	
155	J8LN1	1	12-OCT-2007	01:09:00			I5	
156	CCV	1	12-OCT-2007	01:18:00			I5	
157	CCB	1	12-OCT-2007	01:27:00			I5	
158	J8LP0	1	12-OCT-2007	01:32:00			I5	
159	J8LQG	1	12-OCT-2007	01:37:00			I5	
160	J8LR0	1	12-OCT-2007	01:42:00	7284017	A7J100211	I5	
161	J8KW0	1	12-OCT-2007	01:47:00	7284017	7J10109	I5	
162	J8KW0S	1	12-OCT-2007	01:52:00	7284017	7J10109	I5	
163	J8KW0D	1	12-OCT-2007	01:57:00	7284017	7J10109	I5	
164	CRI	MRL	12-OCT-2007	02:06:00			I5	
165	CCV	1	12-OCT-2007	02:14:00			I5	
166	CCB	1	12-OCT-2007	02:24:00			I5	
167	CCV	1	12-OCT-2007	07:41:00			I5	
168	CCB	1	12-OCT-2007	07:49:00			I5	
169	J8NFEC	1	12-OCT-2007	07:54:00			I5	
170	ZZZZZ	1	12-OCT-2007	07:59:00			I5	
171	CCV	1	12-OCT-2007	08:07:00			I5	
172	CCB	1	12-OCT-2007	08:15:00			I5	
173	CCV	1	12-OCT-2007	14:28:00			I5	
174	CCB	1	12-OCT-2007	14:36:00			I5	
175	J8FKFA	1	12-OCT-2007	14:41:00	7283049	A7J080104	I5	Sb 200ppb
176	J8RMGB	1	12-OCT-2007	14:48:00	7285020	A7J120000	I5	

(continued)

Test America North Canton

Metals Data Reporting Form

Initial Calibration Blank Results

Instrument: ICPST **Units:** ug/L

Chart Number: I51011A.ARC

Standard Source: _____ **Standard ID:** _____

Element	WL/ Mass	Report Limit	ICB 10/11/07 8:40 AM Found	Q	Found	Q	Found	Q	Found	Q	Found	Q
Arsenic	189.042	5	1.9	U								
Barium	493.409	10	0.2	U								
Calcium	317.933	1000	-3.8	B								
Chromium	267.716	5	-0.7	B								
Cobalt	228.616	5	0.6	U								
Copper	324.753	5	-1.2	B								
Lead	220.353	3	1.1	U								
Magnesium	279.078	1000	3.2	U								
Manganese	257.61	10	0.1	U								
Nickel	231.604	10	1.7	U								
Potassium	766.491	1000	136.0	B								
Selenium	196.026	5	2.5	U								
Silver	328.068	5	1.2	U								
Sodium	330.232	1000	-890.0	B								
Vanadium	292.402	10	0.4	U								

U Result is less than the IDL

B Result is between IDL and RL

Test America North Canton

Metals Data Reporting Form

Continuing Calibration Blank Results

Instrument: ICPST **Units:** ug/L

Chart Number: I51011A.ARC

Standard Source: _____ **Standard ID:** _____

Element	WL/ Mass	Report Limit	CCB 10/11/07 10:22 AM 1 Found	Q	CCB 10/11/07 5:56 PM 2 Found	Q	CCB 10/11/07 7:05 PM 3 Found	Q	CCB 10/11/07 8:11 PM 4 Found	Q	CCB 10/11/07 9:20 PM 5 Found	Q
Arsenic	189.042	5	1.9	U	1.9	U	1.9	U	1.9	U	1.9	U
Barium	493.409	10	0.2	U	0.2	U	0.2	U	0.2	U	0.2	U
Calcium	317.933	1000	-6.8	B	3.4	U	3.4	U	3.4	U	7.2	B
Chromium	267.716	5	0.6	U	0.6	U	0.6	U	0.6	U	0.6	U
Cobalt	228.616	5	0.6	U	0.6	U	0.6	U	0.6	U	0.6	U
Copper	324.753	5	-1.3	B	1.1	U	1.1	U	1.1	U	1.1	U
Lead	220.353	3	1.1	U	1.1	U	1.1	U	1.1	U	1.1	U
Magnesium	279.078	1000	3.2	U	3.2	U	3.2	U	3.2	U	3.2	U
Manganese	257.61	10	0.1	U	0.1	B	0.1	U	0.1	B	0.1	U
Nickel	231.604	10	1.7	U	1.7	U	1.7	U	1.7	B	1.7	U
Potassium	766.491	1000	147.0	B	147.0	B	138.0	B	145.0	B	144.0	B
Selenium	196.026	5	3.8	B	2.5	U	2.5	U	2.9	B	2.5	U
Silver	328.068	5	1.2	U	1.2	U	1.2	U	1.2	U	1.2	U
Sodium	330.232	1000	-420.0	B	320.0	U	-630.0	B	-580.0	B	-420.0	B
Vanadium	292.402	10	0.4	U	0.4	U	0.4	U	0.4	U	0.4	U

5.21.0

U Result is less than the IDL

B Result is between IDL and RL

Form 3 Equivalent

Test America North Canton

Metals Data Reporting Form

Continuing Calibration Blank Results

Instrument: ICPST **Units:** ug/L

Chart Number: I51011A.ARC

Standard Source: _____ **Standard ID:** _____

Element	WL/ Mass	Report Limit	CCB 10/11/07 10:25 PM Found	Q	CCB 10/11/07 11:35 PM Found	Q	Found	Q	Found	Q	Found	Q
Arsenic	189.042	5	1.9	U	1.9	U						
Barium	493.409	10	0.2	U	0.2	U						
Calcium	317.933	1000	7.9	B	8.8	B						
Chromium	267.716	5	0.6	U	0.6	U						
Cobalt	228.616	5	0.6	U	0.6	U						
Copper	324.753	5	1.1	U	1.1	U						
Lead	220.353	3	1.1	U	1.1	U						
Magnesium	279.078	1000	3.2	U	3.2	U						
Manganese	257.61	10	0.1	U	0.1	U						
Nickel	231.604	10	1.7	U	1.7	U						
Potassium	766.491	1000	142.0	B	141.0	B						
Selenium	196.026	5	2.5	U	2.5	U						
Silver	328.068	5	1.2	U	1.2	U						
Sodium	330.232	1000	640.0	B	430.0	B						
Vanadium	292.402	10	0.4	U	0.4	U						

U Result is less than the IDL

B Result is between IDL and RL

Test America North Canton

Metals Data Reporting Form

Serial Dilution RPD Report

Serial Dilution Sample ID: J8G44L

Original Sample ID: J8G44 **Client ID:** FWGLL1mw-083C-0537-GF

Matrix: Water **Units:** ug/L **Prep Date:** 10/10/07 **Prep Batch:** 7283043

Weight: NA **Volume:** NA **Percent Moisture:** NA

Element	WL/ Mass	OS Conc	Q	Serial Dilution Conc	Q	Percent Diff	OS DF	Ser Dil DF	Instr	OS Anal Date	OS Anal Time	Ser Dil Anal Date	Ser Dil Anal Time
Aluminum	27	989		894			1	5	ICPMS	10/18/07	14:23	10/18/07	14:26
Antimony	121	0.21	B	0.62	B		1	5	ICPMS	10/18/07	10:08	10/18/07	10:12
Arsenic	189.042	1.9	U	9.5	U		1	5	ICPST	10/11/07	18:44	10/11/07	18:49
Barium	493.409	18.3		18.5	B	1.0	1	5	ICPST	10/11/07	18:44	10/11/07	18:49
Beryllium	9	0.24	B	0.21	B		1	5	ICPMS	10/18/07	10:08	10/18/07	10:12
Cadmium	111	0.78		0.68	B		1	5	ICPMS	10/18/07	10:08	10/18/07	10:12
Calcium	317.933	18800		18500		1.6	1	5	ICPST	10/11/07	18:44	10/11/07	18:49
Chromium	267.716	0.60	U	3.0	U		1	5	ICPST	10/11/07	18:44	10/11/07	18:49
Cobalt	228.616	13.6		13.9	B		1	5	ICPST	10/11/07	18:44	10/11/07	18:49
Copper	324.753	4.6	B	5.5	U		1	5	ICPST	10/11/07	18:44	10/11/07	18:49
Iron	57	90.4		77.4	B		1	5	ICPMS	10/18/07	10:08	10/18/07	10:12
Lead	220.353	1.1	U	5.5	U		1	5	ICPST	10/11/07	18:44	10/11/07	18:49
Magnesium	279.078	5070		5000	B	1.4	1	5	ICPST	10/11/07	18:44	10/11/07	18:49
Manganese	257.61	765		761		0.5	1	5	ICPST	10/11/07	18:44	10/11/07	18:49
Nickel	231.604	43.6		44.6	B		1	5	ICPST	10/11/07	18:44	10/11/07	18:49
Potassium MDL 16.9	766.491	2340		2610	B E	11.5	1	5	ICPST	10/11/07	18:44	10/11/07	18:49
Selenium	196.026	2.5	U	12.5	U		1	5	ICPST	10/11/07	18:44	10/11/07	18:49
Silver	328.068	1.2	U	6.0	U		1	5	ICPST	10/11/07	18:44	10/11/07	18:49
Sodium	330.232	18500		18200		1.5	1	5	ICPST	10/11/07	18:44	10/11/07	18:49
Thallium	205	0.095	B	0.12	U		1	5	ICPMS	10/18/07	10:08	10/18/07	10:12
Vanadium	292.402	0.43	U	2.2	U		1	5	ICPST	10/11/07	18:44	10/11/07	18:49
Zinc	68	45.8		44.7	B		1	5	ICPMS	10/18/07	10:08	10/18/07	10:12

Comments: _____

5.21.0

E Serial dilution percent difference not within limits
U Result is less than the IDL
B Result is between IDL and RL

Form 9 Equivalent

Method Blank Outlier Report

Lab Reporting Batch : A7J090101
Lab ID: STLCAN
Analysis Method : 6010B
Analysis Date : 10/11/2007
Preparation Type : 3005A
Preparation Date : 10/10/2007
Method Blank Lab Sample ID : A7J100000043B
Preparation Batch : 7283043

Potassium	Result	Reporting Limit	Units	Lab Qual	Comments
Method Blank Result:	144	1000	ug/L	B	

Potassium was qualified due to method blank contamination in the following associated samples:

Client Sample ID	Lab Sample ID	Dilution	Result	Lab Qual	Result Units
FWGEQUIPRINSE1-0556-G	A7J090101014	1	114	B J	ug/L

No qualifications since blank result less than 1/2 MRL dw 12/6/07

GENERAL CHEMISTRY DATA

Environmental Quality Mgt., Inc.

Client Sample ID: FWGLL1mw-083C-0537-GW

General Chemistry

Lot-Sample #...: A7J090101-001 **Work Order #...:** J8G41 **Matrix.....:** WG
Date Sampled...: 10/08/07 11:35 **Date Received..:** 10/09/07

PARAMETER	RESULT	RL	UNITS	METHOD	PREPARATION-ANALYSIS DATE	PREP BATCH #
Cyanide, Total	ND	0.010	mg/L	SW846 9012A	10/10/07	7283370
		Dilution Factor: 1		MDL.....: 0.0050		
Nitrocellulose	ND	0.50	mg/L	MCAWW 353.2	10/18-10/20/07	7291326
		Dilution Factor: 1		MDL.....: 0.12		

NOTE(S):

RL Reporting Limit

Environmental Quality Mgt., Inc.

Client Sample ID: FWGLL1mw-078C-0535-GW

General Chemistry

Lot-Sample #...: A7J090101-003 **Work Order #...:** J8G45 **Matrix.....:** WG
Date Sampled...: 10/08/07 15:05 **Date Received..:** 10/09/07

PARAMETER	RESULT	RL	UNITS	METHOD	PREPARATION-ANALYSIS DATE	PREP BATCH #
Cyanide, Total	ND	0.010	mg/L	SW846 9012A	10/10/07	7283370
		Dilution Factor: 1		MDL.....: 0.0050		
Nitrocellulose	ND	0.50	mg/L	MCAWW 353.2	10/18-10/20/07	7291326
		Dilution Factor: 1		MDL.....: 0.12		

NOTE(S):

RL Reporting Limit

Environmental Quality Mgt., Inc.

Client Sample ID: FWGLL2mw-059C-0538-GW

General Chemistry

Lot-Sample #...: A7J090101-006 **Work Order #...:** J8G5L **Matrix.....:** WG
Date Sampled...: 10/08/07 10:40 **Date Received..:** 10/09/07

PARAMETER	RESULT	RL	UNITS	METHOD	PREPARATION-ANALYSIS DATE	PREP BATCH #
Cyanide, Total	ND	0.010	mg/L	SW846 9012A	10/10/07	7283370
		Dilution Factor: 1		MDL.....: 0.0050		
Nitrocellulose	ND	0.50	mg/L	MCAWW 353.2	10/18-10/20/07	7291326
		Dilution Factor: 1		MDL.....: 0.12		

NOTE(S):

RL Reporting Limit

Environmental Quality Mgt., Inc.

Client Sample ID: FWGLL2mw-262C-0539-GW

General Chemistry

Lot-Sample #...: A7J090101-008 **Work Order #...:** J8G5N **Matrix.....:** WG
Date Sampled...: 10/08/07 12:20 **Date Received..:** 10/09/07

PARAMETER	RESULT	RL	UNITS	METHOD	PREPARATION-ANALYSIS DATE	PREP BATCH #
Cyanide, Total	ND	0.010	mg/L	SW846 9012A	10/10/07	7283370
		Dilution Factor: 1		MDL.....: 0.0050		
Nitrocellulose	ND	0.50	mg/L	MCAWW 353.2	10/18-10/20/07	7291326
		Dilution Factor: 1		MDL.....: 0.12		

NOTE(S):

RL Reporting Limit

Environmental Quality Mgt., Inc.

Client Sample ID: FWGLL2mw-263C-0540-GW

General Chemistry

Lot-Sample #...: A7J090101-010 **Work Order #...:** J8G5T **Matrix.....:** WG
Date Sampled...: 10/08/07 14:00 **Date Received..:** 10/09/07

PARAMETER	RESULT	RL	UNITS	METHOD	PREPARATION-ANALYSIS DATE	PREP BATCH #
Cyanide, Total	ND	0.010	mg/L	SW846 9012A	10/10/07	7283370
		Dilution Factor: 1		MDL.....: 0.0050		
Nitrocellulose	ND	0.50	mg/L	MCAWW 353.2	10/18-10/20/07	7291326
		Dilution Factor: 1		MDL.....: 0.12		

NOTE(S):

RL Reporting Limit

Environmental Quality Mgt., Inc.

Client Sample ID: FWGLL3mw-238C-0541-GW

General Chemistry

Lot-Sample #...: A7J090101-012 **Work Order #...:** J8G5X **Matrix.....:** WG
Date Sampled...: 10/08/07 15:15 **Date Received..:** 10/09/07

PARAMETER	RESULT	RL	UNITS	METHOD	PREPARATION-ANALYSIS DATE	PREP BATCH #
Cyanide, Total	ND	0.010	mg/L	SW846 9012A	10/10/07	7283370
		Dilution Factor: 1		MDL.....: 0.0050		
Nitrocellulose	ND	0.50	mg/L	MCAWW 353.2	10/18-10/20/07	7291326
		Dilution Factor: 1		MDL.....: 0.12		

NOTE(S):

RL Reporting Limit

Environmental Quality Mgt., Inc.

Client Sample ID: FWGEQUIPRINSE1-0556-GW

General Chemistry

Lot-Sample #...: A7J090101-014 **Work Order #...:** J8G52 **Matrix.....:** WQ
Date Sampled...: 10/08/07 16:10 **Date Received..:** 10/09/07

PARAMETER	RESULT	RL	UNITS	METHOD	PREPARATION-ANALYSIS DATE	PREP BATCH #
Cyanide, Total	ND	0.010	mg/L	SW846 9012A	10/10/07	7283370
		Dilution Factor: 1		MDL.....: 0.0050		
Nitrocellulose	ND	0.50	mg/L	MCAWW 353.2	10/18-10/20/07	7291326
		Dilution Factor: 1		MDL.....: 0.12		

NOTE(S):

RL Reporting Limit

Environmental Quality Mgt., Inc.

Client Sample ID: FWGLL11mw-007C-0529-GW

General Chemistry

Lot-Sample #...: A7J090101-016 **Work Order #...:** J8G54 **Matrix.....:** WG
Date Sampled...: 10/08/07 12:35 **Date Received..:** 10/09/07

PARAMETER	RESULT	RL	UNITS	METHOD	PREPARATION-ANALYSIS DATE	PREP BATCH #
Cyanide, Total	ND	0.010	mg/L	SW846 9012A	10/10/07	7283370
		Dilution Factor: 1		MDL.....: 0.0050		
Nitrocellulose	ND	0.50	mg/L	MCAWW 353.2	10/18-10/20/07	7291326
		Dilution Factor: 1		MDL.....: 0.12		

NOTE(S):

RL Reporting Limit

Environmental Quality Mgt., Inc.

Client Sample ID: FWGLL3mw-242C-0542-GW

General Chemistry

Lot-Sample #...: A7J090101-018 **Work Order #...:** J8G56 **Matrix.....:** WG
Date Sampled...: 10/08/07 14:58 **Date Received..:** 10/09/07

PARAMETER	RESULT	RL	UNITS	METHOD	PREPARATION-ANALYSIS DATE	PREP BATCH #
Cyanide, Total	ND	0.010	mg/L	SW846 9012A	10/10/07	7283370
		Dilution Factor: 1		MDL.....: 0.0050		
Nitrocellulose	ND	0.50	mg/L	MCAWW 353.2	10/18-10/20/07	7291326
		Dilution Factor: 1		MDL.....: 0.12		

NOTE(S):

RL Reporting Limit

Result Report AquaKem 6.5 Page: 1

STL-Canton
Konelab 250

Date : 2007-10-10
Time : 12.46

Test Cyanide
Unit mg/l

Sample ID:	Result	Resp.	Dilut	Man.dilut	Date and Time
CCB-CN	-0.0027	0.010			2007-10-10 10.47
CCV-CN -0.1	0.1081	0.105	108.1%		2007-10-10 10.47
CCV-CN -0.1	0.1002	0.098	100.2%		2007-10-10 11.33
CCB-CN	-0.0043	0.008			2007-10-10 11.33
J8G5T	-0.0023	0.010			2007-10-10 11.33
J8G5X	-0.0042	0.008			2007-10-10 11.33
J8G52	-0.0041	0.008			2007-10-10 11.33
J8G54	-0.0034	0.009			2007-10-10 11.33
J8G56	-0.0036	0.009			2007-10-10 11.33
J8G45	-0.0039	0.009			2007-10-10 11.33
HIGH 1	0.0981	0.096			2007-10-10 11.33
CCV-CN -0.1	0.1012	0.099	101.2%		2007-10-10 11.38
CCB-CN	-0.0045	0.008			2007-10-10 11.38
BLANK	-0.0039	0.009			2007-10-10 11.38
J8JKX	-0.0033	0.009			2007-10-10 11.38
J78DD	-0.0029	0.009			2007-10-10 11.38
J8G9J	-0.0024	0.010			2007-10-10 11.38
J8G9N	-0.0042	0.008			2007-10-10 11.39
J8G41	-0.0007	0.011			2007-10-10 11.39
CCV-CN -0.1	0.1022	0.100	102.2%		2007-10-10 11.43
CCB-CN	-0.0046	0.008			2007-10-10 11.43
ICV -0.1	0.0943	0.093	94.3%		2007-10-10 11.43
MRL - 0.005	0.0012	0.013	24%		2007-10-10 11.43
J8G41 MS	0.0449	0.050			2007-10-10 11.44
J8G41 MSD	0.0470	0.052			2007-10-10 11.44
J8G5L	-0.0037	0.009			2007-10-10 11.44
J8G5N	-0.0038	0.009			2007-10-10 11.44
CCV-CN -0.1	0.1006	0.098	100.6%		2007-10-10 11.45
CCB-CN	-0.0048	0.008			2007-10-10 11.45
LCS	0.3936	0.046	1+9.0		2007-10-10 11.51
CCV-CN -0.1	0.1089	0.105	108.9%		2007-10-10 11.52
CCB-CN	-0.0038	0.009			2007-10-10 11.52
CCV-CN -0.1	0.1026	0.100	102.6%		2007-10-10 12.08
CCB-CN	-0.0045	0.008			2007-10-10 12.08
J8G9G	0.1190	0.114			2007-10-10 12.08
J8G9L	0.0285	0.036			2007-10-10 12.08
J8G9M	0.0340	0.041			2007-10-10 12.08
LOW 1	0.0170	0.027			2007-10-10 12.08
LOW 2	0.0199	0.029			2007-10-10 12.08
CCV-CN -0.1	0.1013	0.099	101.3%		2007-10-10 12.10
CCB-CN	-0.0048	0.008			2007-10-10 12.10

TestAmerica, North Canton
Cyanide Reagent Sheet

Date: 10/9/2007

Analyst: SS

	Reagent Name	Reagent Number
	Sulfamic Acid	WR7116
	Magnesium Chloride	WR71052
	NaOH	LOT E22424
	Ottawa Sand	WR70439
	H2SO4	WR71066
	Chloromine T	EST 1010182
	Phosphate Buffer	EST LOT 1010059
	Pyridine Barbituric Acid	EST LOT 1009036
A	Calcium Hypochlorite	WR71057
A	Ascorbic Acid	WR70219
F	Zinc Acetate	WR71017
F	Sodium Acetate	WR70944
F	Methyl Red	WR71105

Cadmium carbonate: Sigma-Aldrich batch # 0306PB exp: 11/10/08

Conc.	Standard #	prep date	exp date
10 ppm p	CY7244	10/5/2007	10/12/2007
10 ppm s	CY7248	10/5/2007	10/12/2007
1 ppm s	CY7249	10/5/2007	10/12/2007
ICV 0.1	CY7245	10/5/2007	10/12/2007
MRL .005	CY7247	10/5/2007	10/12/2007
Cal 0.2	CY7246	10/5/2007	10/12/2007
CCV 0.1	CY7245	10/5/2007	10/12/2007

LCS ERA LOT P138-502 TV= 0.370 mg/L, 18.5 mg/kg
LCS 2 ml 1ppm s + 50 ml .25 N NaOH
tv=0.04 mg/L or 2.0 mg/kg
MS/MSD: 2 ml 1ppm s. + 50 ML SAMPLE Tv= .04 mg/L
1g Sample + 50 ml DI tv=2.0 mg/kg

TestAmerica North Canton

Severn Trent
Sacramento Laboratory

NITROCELLULOSE

(SOP # SAC-WC-0050, Rev.0)

ANALYST ROGERS
CHECKED BY LH
BATCH NO. 7291326

DATE 10/20/07 21:08
DATE 10-22-07
INST – F54

METHOD NO. 353.2
PROJECT NO. See run sequence

FILE 102007A

RL = 0.5 mg/L

	Lab ID	Time	Standard Conc. mg/L	Cup #	Sample Aliquot gram	Sample Aliquot mL	Extract Volume mL	Dilution	Height	$NO_3 + NO_2$ Raw Result	Nitrocellulose mg/L	Nitrocellulose ug/g	Nitrocellulose Recovery	Nitrocellulose Check
											Slope = 1.5945E+05			
											Intercept = 5.6946E+02			
											Correlation = 0.999994			
											%Nitrocellulose Assay = 0.111			
1	Cal 0	19:54	0	0					11.23744	-0.003501				
2	Cal 1	19:56	0.05	102					8552.605	0.050068				
3	Cal 2	19:58	0.2	103					32449.71	0.199943				
4	Cal 3	20:00	0.4	104					65122.46	0.404856				
5	Cal 4	20:02	1	105					159889.7	0.999205				
6	Cal 5	20:04	2	106					319372.7	1.999431				
7	Blank	20:06		0				1	22.20085	-0.003432				
8	ICV 1PPM NOx	20:08	1	107				1	163157.7	1.019701			102.0%	
9	MRL 0.05PPM	20:10	0.05	102				1	8808.59	0.051673			103.3%	
10	NO2 1PPM	20:12	1	108				1	167292.6	1.045633			104.6%	
11	NO3 1PPM	20:14	1	109				1	158688.3	0.991670			99.2%	
12	blank	20:16		0				1	28.47358	-0.003393				
13	Baseline	20:18		0				1	0	-0.003571				
14	MB-A 7291326	20:20		201		100	40	1	2008.381	0.009024	0.033			< RL
15	LCS-A 7291326	20:22	2.004	202		100	40	1	87019.42	0.542186	1.95		97.3%	
16	A7J090101-1	20:24		203		100	40	1	3361.043	0.017508	0.063			< RL
17	A7J090101-1S	20:26	2.004	204		100	40	1	81362.35	0.506707	1.83		91.3%	
18	A7J090101-1D	20:28	2.004	205		100	40	1	66221.45	0.411748	1.48		73.9%	
19	A7J090101-3	20:30		206		100	40	1	2724.015	0.013513	0.049			< RL
20	A7J090101-6	20:32		207		100	40	1	3855.037	0.020606	0.074			< RL
21	A7J090101-8	20:34		208		100	40	1	4246.407	0.023061	0.083			< RL
22	A7J090101-10	20:36		209		100	40	1	2966.226	0.015032	0.054			< RL
23	A7J090101-12	20:38		210		100	40	1	2275.22	0.010698	0.039			< RL
24	MRL 0.05PPM	20:40	0.05	102				1	8150.946	0.047549			95.1%	
25	CCV Cal 4	20:42	1	105				1	160900.3	1.005543			100.6%	
26	Blank	20:44		0				1	-19.5728	-0.003694				
27	Baseline	20:46		0				1	0	-0.003571				
28	A7J090101-14	20:48		211		100	40	1	3204.31	0.016525	0.06			< RL
29	A7J090101-16	20:50		212		100	40	1	3578.618	0.018872	0.068			< RL
30	A7J090101-18	20:52		213		100	40	1	5241.895	0.029304	0.11			< RL
31	G7J130230-1	20:54		214		100	40	1	3578.172	0.018870	0.068			< RL
32	MRL 0.05PPM	20:56	0.05	102				1	8253.926	0.048194			96.4%	
33	CCV Cal 4	20:58	1	105				1	160610.7	1.003727			100.4%	
34	Blank	21:00		0				1	-7.16788	-0.003616				

Color Rgt: 2980.WC.50.5 Exp. 12.1.07

Buffer : 3133.WC.1.4 Exp. 11.15.07

Nitrocellulose = (NO3 + NO2) * Prep Factor / 0.111

Severn Trent
Sacramento Laboratory

NITROCELLULOSE

(SOP # SAC-WC-0050, Rev.0)

ANALYST ROGERS
CHECKED BY LM
BATCH NO. 7291326

DATE 10/20/07 21:08
DATE 10-22-07

METHOD NO. 353.2
PROJECT NO.

FILE 102007A

	Lab ID	Time	Standard Conc. mg/L	Cup #	Sample Aliquot gram	Sample Aliquot mL	Extract Volume mL	Dilution	Height	$NO_3 + NO_2$ Raw Result	Nitrocellulose			
35	Baseline	21:02		0				1	0	-0.003571				

Nitrocellulose = (NO3 + NO2) * Prep Factor / 0.111

Matrix Spike / Matrix Spike Duplicate Recovery and RPD Outlier Report

Method Batch : 7291326 **Analysis Method :** 353.2 Modified **Analysis Date :** 10/20/2007

Preparation Batch : 7291326 **Preparation Type :** 3535 **Preparation Date :** 10/18/2007

Lab Reporting Batch : A7J090101 **Lab ID:** STLCAN

Client Sample ID	Lab Sample ID	Matrix	Analyte Name	Reported *		Project Limits (Percent)			
				Percent Recovery	RPD	Rejection Point**	Lower Limit	Upper Limit	RPD
FWGLL1mw-083C-0537-	A7J090101001D	AQ	Nitrocellulose		21	30.00	56.00	120.00	20.00

Associated Samples: All samples in Method Batch

Client Sample ID	Lab Sample ID
FWGEQUIPRINSE1-0556-GW	A7J090101014
FWGLL11mw-007C-0529-GW	A7J090101016
FWGLL1mw-078C-0535-GW	A7J090101003
FWGLL1mw-083C-0537-GW	A7J090101001
FWGLL2mw-059C-0538-GW	A7J090101006
FWGLL2mw-262C-0539-GW	A7J090101008
FWGLL2mw-263C-0540-GW	A7J090101010
FWGLL3mw-238C-0541-GW	A7J090101012
FWGLL3mw-242C-0542-GW	A7J090101018

* Only those Percent Recovery and/or RPD values outside project limits are listed in this report.
** Metal are also assessed against an upper rejection point of 150 percent for waters and 200 percent for soils and sediments

Project Number and Name: 030240.0005 - Ravenna GW

METHOD BLANK REPORT

General Chemistry

Client Lot #...: A7J090101 **Matrix.....:** WATER

PARAMETER	RESULT	REPORTING LIMIT	UNITS	METHOD	PREPARATION-ANALYSIS DATE	PREP BATCH #
Cyanide, Total		Work Order #: J8L1N1AA		MB Lot-Sample #:	A7J100000-370	
	ND	0.010	mg/L	SW846 9012A	10/10/07	7283370
		Dilution Factor: 1				
Nitrocellulose		Work Order #: J88261AA		MB Lot-Sample #:	G7J180000-326	
	ND	0.50	mg/L	MCAWW 353.2	10/18-10/20/07	7291326
		Dilution Factor: 1				

NOTE(S):

Calculations are performed before rounding to avoid round-off errors in calculated results.

LABORATORY CONTROL SAMPLE EVALUATION REPORT

General Chemistry

Client Lot #...: A7J090101 **Matrix.....:** WATER

PARAMETER	PERCENT RECOVERY	RECOVERY LIMITS	METHOD	PREPARATION-ANALYSIS DATE	PREP BATCH #
Cyanide, Total		Work Order #: J8L1N1AC	LCS Lot-Sample#: A7J100000-370		
	106	(69 - 118)	SW846 9012A	10/10/07	7283370
		Dilution Factor: 1			
Nitrocellulose		Work Order #: J88261AC	LCS Lot-Sample#: G7J180000-326		
	97	(37 - 155)	MCAWW 353.2	10/18-10/20/07	7291326
		Dilution Factor: 1			

NOTE(S):

Calculations are performed before rounding to avoid round-off errors in calculated results.

MATRIX SPIKE SAMPLE EVALUATION REPORT

General Chemistry

Client Lot #...: A7J090101 **Matrix.....:** WG
Date Sampled...: 10/08/07 11:35 **Date Received..:** 10/09/07

PARAMETER	PERCENT RECOVERY	RECOVERY LIMITS	RPD	RPD LIMITS	METHOD	PREPARATION-ANALYSIS DATE	PREP BATCH #
Cyanide, Total		WO#: J8G411AR-MS/J8G411AT-MSD				MS Lot-Sample #: A7J090101-001	
	90	(42 - 140)			SW846 9012A	10/10/07	7283370
	94	(42 - 140)	4.6	(0-20)	SW846 9012A	10/10/07	7283370
		Dilution Factor: 1					
Nitrocellulose		WO#: J8G411A0-MS/J8G411A1-MSD				MS Lot-Sample #: A7J090101-001	
	91	(37 - 155)			MCAWW 353.2	10/18-10/20/07	7291326
	74 *	(37 - 155)	21	(0-15)	MCAWW 353.2	10/18-10/20/07	7291326
		Dilution Factor: 1					

NOTE(S):

Calculations are performed before rounding to avoid round-off errors in calculated results.

* Relative percent difference (RPD) is outside stated control limits.

8330MOD NITROGUANIDINE DATA

Environmental Quality Mgt., Inc.

Client Sample ID: FWGLL1mw-083C-0537-GW

Dissolved HPLC

Lot-Sample #...: A7J090101-001	**Work Order #...:** J8G411AJ	**Matrix.....:** WG	
Date Sampled...: 10/08/07 11:35	**Date Received..:** 10/09/07		
Prep Date.....: 10/19/07	**Analysis Date..:** 10/19/07		
Prep Batch #...: 7292553			
Dilution Factor: 1	**Method.....:** SW846 8330 (Modif		

PARAMETER	RESULT	REPORTING LIMIT	UNITS	MDL
Nitroguanidine	ND	20	ug/L	9.7

Environmental Quality Mgt., Inc.

Client Sample ID: FWGLL1mw-078C-0535-GW

Dissolved HPLC

Lot-Sample #...:	A7J090101-003	**Work Order #...:**	J8G451AJ	**Matrix.....:**	WG
Date Sampled...:	10/08/07 15:05	**Date Received..:**	10/09/07		
Prep Date.....:	10/19/07	**Analysis Date..:**	10/19/07		
Prep Batch #...:	7292553				
Dilution Factor:	1	**Method.....:**	SW846 8330 (Modif		

PARAMETER	RESULT	REPORTING LIMIT	UNITS	MDL
Nitroguanidine	ND	20	ug/L	9.7

Environmental Quality Mgt., Inc.

Client Sample ID: FWGLL2mw-059C-0538-GW

Dissolved HPLC

Lot-Sample #...:	A7J090101-006	**Work Order #...:**	J8G5L1AJ	**Matrix.....:**	WG
Date Sampled...:	10/08/07 10:40	**Date Received..:**	10/09/07		
Prep Date.....:	10/19/07	**Analysis Date..:**	10/19/07		
Prep Batch #...:	7292553				
Dilution Factor:	1	**Method.....:**	SW846 8330 (Modif		

PARAMETER	RESULT	REPORTING LIMIT	UNITS	MDL
Nitroguanidine	ND	20	ug/L	9.7

Environmental Quality Mgt., Inc.

Client Sample ID: FWGLL2mw-262C-0539-GW

Dissolved HPLC

Lot-Sample #...:	A7J090101-008	**Work Order #...:**	J8G5N1AJ	**Matrix.....:**	WG
Date Sampled...:	10/08/07 12:20	**Date Received..:**	10/09/07		
Prep Date.....:	10/19/07	**Analysis Date..:**	10/19/07		
Prep Batch #...:	7292553				
Dilution Factor:	1	**Method.....:**	SW846 8330 (Modif		

PARAMETER	RESULT	REPORTING LIMIT	UNITS	MDL
Nitroguanidine	ND	20	ug/L	9.7

Environmental Quality Mgt., Inc.

Client Sample ID: FWGLL2mw-263C-0540-GW

Dissolved HPLC

Lot-Sample #...:	A7J090101-010	**Work Order #...:**	J8G5T1AJ	**Matrix.....:**	WG
Date Sampled...:	10/08/07 14:00	**Date Received..:**	10/09/07		
Prep Date.....:	10/19/07	**Analysis Date..:**	10/19/07		
Prep Batch #...:	7292553				
Dilution Factor:	1	**Method.....:**	SW846 8330 (Modif		

PARAMETER	RESULT	REPORTING LIMIT	UNITS	MDL
Nitroguanidine	ND	20	ug/L	9.7

Environmental Quality Mgt., Inc.

Client Sample ID: FWGLL3mw-238C-0541-GW

Dissolved HPLC

Lot-Sample #...:	A7J090101-012	**Work Order #...:**	J8G5X1AJ	**Matrix.....:**	WG
Date Sampled...:	10/08/07 15:15	**Date Received..:**	10/09/07		
Prep Date.....:	10/19/07	**Analysis Date..:**	10/19/07		
Prep Batch #...:	7292553				
Dilution Factor:	1	**Method.....:**	SW846 8330 (Modif		

PARAMETER	RESULT	REPORTING LIMIT	UNITS	MDL
Nitroguanidine	ND	20	ug/L	9.7

Environmental Quality Mgt., Inc.

Client Sample ID: FWGEQUIPRINSE1-0556-GW

Dissolved HPLC

Lot-Sample #...:	A7J090101-014	**Work Order #...:**	J8G521AJ	**Matrix.....:**	WQ
Date Sampled...:	10/08/07 16:10	**Date Received..:**	10/09/07		
Prep Date.....:	10/19/07	**Analysis Date..:**	10/20/07		
Prep Batch #...:	7292553				
Dilution Factor:	1	**Method.....:**	SW846 8330 (Modif		

PARAMETER	RESULT	REPORTING LIMIT	UNITS	MDL
Nitroguanidine	ND	20	ug/L	9.7

Environmental Quality Mgt., Inc.

Client Sample ID: FWGLL11mw-007C-0529-GW

Dissolved HPLC

Lot-Sample #...:	A7J090101-016	**Work Order #...:**	J8G541AJ	**Matrix.....:**	WG
Date Sampled...:	10/08/07 12:35	**Date Received..:**	10/09/07		
Prep Date.....:	10/19/07	**Analysis Date..:**	10/20/07		
Prep Batch #...:	7292553				
Dilution Factor:	1	**Method.....:**	SW846 8330 (Modif		

PARAMETER	RESULT	REPORTING LIMIT	UNITS	MDL
Nitroguanidine	ND	20	ug/L	9.7

Environmental Quality Mgt., Inc.

Client Sample ID: FWGLL3mw-242C-0542-GW

Dissolved HPLC

Lot-Sample #...:	A7J090101-018	**Work Order #...:**	J8G561AJ	**Matrix.....:**	WG
Date Sampled...:	10/08/07 14:58	**Date Received..:**	10/09/07		
Prep Date.....:	10/19/07	**Analysis Date..:**	10/20/07		
Prep Batch #...:	7292553				
Dilution Factor:	1	**Method.....:**	SW846 8330 (Modif		

PARAMETER	RESULT	REPORTING LIMIT	UNITS	MDL
Nitroguanidine	ND	20	ug/L	9.7

****

Varian Star Workstation - RecalcList Sat Oct 20 17:01:09 2007

RecalcList: C:\Star\Sample list\NQ-10.19.2007.RCL

Created: Fri Oct 19 17:17:51 2007
Modified: Sat Oct 20 02:13:42 2007

NA Analysis 19 Oct-2007
Stc-LC-0010

****

Line	Sample Type	Sample Name	Data F
1	Verification	PRIMER	nq-10-19-2007=17;30;41-primer.
2	Verification	PRIMER	nq-10-19-2007=17;51;24-primer.
3	Verification	PRIMER	nq-10-19-2007=18;12;06-primer.
4	Verification	PRIMER	nq-10-19-2007=18;32;49-primer.
5	Analysis	Blank	nq-10-19-2007=18;53;34-blank.
6	Verification	E071004F STD 4	nq-10-19-2007=19;14;21-e071004f std 4.
7	Verification	E0701004C STD 1 MRL	nq-10-19-2007=19;35;05-e0701004c std 1 mrl.
8	Analysis	G7J190000-553-MB	nq-10-19-2007=19;55;53-g7j190000-553-mb.
9	Analysis	G7J190000-553-LCS	nq-10-19-2007=20;16;33-g7j190000-553-lcs.
10	Analysis	A7J090101-1	nq-10-19-2007=20;37;15-a7j090101-1.
11	Analysis	A7J090101-1MS	nq-10-19-2007=20;57;57-a7j090101-1ms.
12	Analysis	A7J090101-1MSD	nq-10-19-2007=21;18;38-a7j090101-1msd.
13	Analysis	A7J090101-3	nq-10-19-2007=21;39;20-a7j090101-3.
14	Analysis	A7J090101-6	nq-10-19-2007=22;00;01-a7j090101-6.
15	Analysis	A7J090101-8	nq-10-19-2007=22;20;41-a7j090101-8.
16	Analysis	A7J090101-10	nq-10-19-2007=22;41;24-a7j090101-10.
17	Analysis	A7J090101-12	nq-10-19-2007=23;02;05-a7j090101-12.
18	Verification	E071004G STD 5	nq-10-19-2007=23;22;52-e071004g std 5.
19	Verification	E0701004C STD 1 MRL	nq-10-19-2007=23;43;39-e0701004c std 1 mrl.
20	Analysis	A7J090101-14	nq-10-20-2007=00;04;22-a7j090101-14.
21	Analysis	A7J090101-16	nq-10-20-2007=00;25;03-a7j090101-16.
22	Analysis	A7J090101-18	nq-10-20-2007=00;45;45-a7j090101-18.
23	Verification	E071004F STD 4	nq-10-20-2007=01;06;32-e071004f std 4.
24	Verification	E0701004C STD 1 MRL	nq-10-20-2007=01;27;16-e0701004c std 1 mrl.
25	Analysis	END RUN	nq-10-20-2007=02;03;36-end run.

METHOD BLANK REPORT

HPLC

Client Lot #...: A7J090101 **Work Order #...:** J9GH61AA **Matrix.....:** WATER
MB Lot-Sample #: G7J190000-553

Prep Date.....: 10/19/07
Analysis Date..: 10/19/07 **Prep Batch #...:** 7292553
Dilution Factor: 1

PARAMETER	RESULT	REPORTING LIMIT	UNITS	METHOD
Nitroguanidine	ND	20	ug/L	SW846 8330 (Modif

NOTE(S):

Calculations are performed before rounding to avoid round-off errors in calculated results.

LABORATORY CONTROL SAMPLE EVALUATION REPORT

HPLC

Client Lot #...: A7J090101 **Work Order #...:** J9GH61AC **Matrix.....:** WATER
LCS Lot-Sample#: G7J190000-553
Prep Date.....: 10/19/07 **Analysis Date..:** 10/19/07
Prep Batch #...: 7292553
Dilution Factor: 1

PARAMETER	PERCENT RECOVERY	RECOVERY LIMITS	METHOD
Nitroguanidine	**90**	**(84 - 123)**	**SW846 8330 (Modified**

NOTE(S):

Calculations are performed before rounding to avoid round-off errors in calculated results.

Bold print denotes control parameters

MATRIX SPIKE SAMPLE EVALUATION REPORT

HPLC

Client Lot #...: A7J090101 **Work Order #...:** J8G411A2-MS **Matrix.....:** WG
MS Lot-Sample #: A7J090101-001 J8G411A3-MSD
Date Sampled...: 10/08/07 11:35 **Date Received..:** 10/09/07
Prep Date.....: 10/19/07 **Analysis Date..:** 10/19/07
Prep Batch #...: 7292553
Dilution Factor: 1

PARAMETER	PERCENT RECOVERY	RECOVERY LIMITS	RPD	RPD LIMITS	METHOD
Nitroguanidine	**96**	**(84 - 123)**			**SW846 8330 (Modified**
	89	**(84 - 123)**	**7.0**	**(0-15)**	**SW846 8330 (Modified**

NOTE(S):

Calculations are performed before rounding to avoid round-off errors in calculated results.

Bold print denotes control parameters

8330 EXPLOSIVES DATA

Environmental Quality Mgt., Inc.

Client Sample ID: FWGLL1mw-083C-0537-GW

HPLC

Lot-Sample #...: A7J090101-001 **Work Order #...:** J8G411AF **Matrix.....:** WG
Date Sampled...: 10/08/07 11:35 **Date Received..:** 10/09/07
Prep Date.....: 10/11/07 **Analysis Date..:** 11/01/07
Prep Batch #...: 7284422
Dilution Factor: 10.12 **Method.....:** SW846 8330

PARAMETER	RESULT	REPORTING LIMIT	UNITS	MDL
PETN	ND	6.6	ug/L	3.0
Nitroglycerin	ND	6.6	ug/L	3.3
2-Amino-4,6-dinitrotoluene	**22**	**1.0**	**ug/L**	**1.0**
4-Amino-2,6-dinitrotoluene	**24**	**1.0**	**ug/L**	**0.51**
1,3-Dinitrobenzene	ND	1.0	ug/L	0.51
2,4-Dinitrotoluene	**5.2**	**1.0**	**ug/L**	**0.51**
2,6-Dinitrotoluene	**2.2**	**1.0**	**ug/L**	**0.51**
HMX	ND	1.0	ug/L	0.36
Nitrobenzene	ND	1.0	ug/L	0.51
2-Nitrotoluene	ND	5.1	ug/L	0.89
3-Nitrotoluene	ND	5.1	ug/L	0.58
4-Nitrotoluene	ND	5.1	ug/L	0.89
RDX	**0.56 J**	**1.0**	**ug/L**	**0.36**
Tetryl	ND	1.0	ug/L	0.51
1,3,5-Trinitrobenzene	**9.2**	**1.0**	**ug/L**	**0.30**
2,4,6-Trinitrotoluene	**9.2**	**1.0**	**ug/L**	**0.51**

SURROGATE	PERCENT RECOVERY	RECOVERY LIMITS
3,4-Dinitrotoluene	0.0 SRD,*	(83 - 113)

NOTE(S):

SRD The surrogate recovery was not calculated because the extract was diluted beyond the ability to quantitate a recovery.

* Surrogate recovery is outside stated control limits.

J Estimated result. Result is less than RL.

Environmental Quality Mgt., Inc.

Client Sample ID: FWGLL1mw-078C-0535-GW

HPLC

Lot-Sample #...: A7J090101-003 **Work Order #...:** J8G451AF **Matrix.....:** WG
Date Sampled...: 10/08/07 15:05 **Date Received..:** 10/09/07
Prep Date.....: 10/11/07 **Analysis Date..:** 10/30/07
Prep Batch #...: 7284422
Dilution Factor: 1 **Method.....:** SW846 8330

PARAMETER	RESULT	REPORTING LIMIT	UNITS	MDL
PETN	ND	0.65	ug/L	0.30
Nitroglycerin	ND	0.65	ug/L	0.33
2-Amino-4,6-dinitrotoluene	ND	0.10	ug/L	0.10
4-Amino-2,6-dinitrotoluene	ND	0.10	ug/L	0.050
1,3-Dinitrobenzene	ND	0.10	ug/L	0.050
2,4-Dinitrotoluene	ND	0.10	ug/L	0.050
2,6-Dinitrotoluene	ND	0.10	ug/L	0.050
HMX	ND	0.10	ug/L	0.036
Nitrobenzene	ND	0.10	ug/L	0.050
2-Nitrotoluene	ND	0.50	ug/L	0.088
3-Nitrotoluene	ND	0.50	ug/L	0.057
4-Nitrotoluene	ND	0.50	ug/L	0.088
RDX	ND	0.10	ug/L	0.036
Tetryl	ND	0.10	ug/L	0.050
1,3,5-Trinitrobenzene	ND	0.10	ug/L	0.030
2,4,6-Trinitrotoluene	ND	0.10	ug/L	0.050

SURROGATE	PERCENT RECOVERY	RECOVERY LIMITS
3,4-Dinitrotoluene	97	(83 - 113)

Environmental Quality Mgt., Inc.

Client Sample ID: FWGLL2mw-059C-0538-GW

HPLC

Lot-Sample #...: A7J090101-006 Work Order #...: J8G5L1AF Matrix.....: WG
Date Sampled...: 10/08/07 10:40 Date Received..: 10/09/07
Prep Date.....: 10/11/07 Analysis Date..: 10/31/07
Prep Batch #...: 7284422
Dilution Factor: 1.12 Method.....: SW846 8330

PARAMETER	RESULT	REPORTING LIMIT	UNITS	MDL
PETN	ND	0.73	ug/L	0.34
Nitroglycerin	ND	0.73	ug/L	0.37
2-Amino-4,6-dinitrotoluene	**1.0**	**0.11**	**ug/L**	**0.11**
4-Amino-2,6-dinitrotoluene	**0.97**	**0.11**	**ug/L**	**0.056**
1,3-Dinitrobenzene	**0.15**	**0.11**	**ug/L**	**0.056**
2,4-Dinitrotoluene	**0.86**	**0.11**	**ug/L**	**0.056**
2,6-Dinitrotoluene	ND	0.11	ug/L	0.056
HMX	**0.14 PG**	**0.11**	**ug/L**	**0.040**
Nitrobenzene	ND	0.11	ug/L	0.056
2-Nitrotoluene	ND	0.56	ug/L	0.099
3-Nitrotoluene	ND	0.56	ug/L	0.064
4-Nitrotoluene	ND	0.56	ug/L	0.099
RDX	ND	0.11	ug/L	0.040
Tetryl	ND	0.11	ug/L	0.056
1,3,5-Trinitrobenzene	**4.1**	**0.11**	**ug/L**	**0.034**
2,4,6-Trinitrotoluene	**0.080 J**	**0.11**	**ug/L**	**0.056**

SURROGATE	PERCENT RECOVERY	RECOVERY LIMITS
3,4-Dinitrotoluene	100	(83 - 113)

NOTE(S):

PG The percent difference between the original and confirmation analyses is greater than 40%.

J Estimated result. Result is less than RL.

Environmental Quality Mgt., Inc.

Client Sample ID: FWGLL2mw-262C-0539-GW

HPLC

Lot-Sample #...: A7J090101-008 **Work Order #...:** J8G5N1AF **Matrix.....:** WG
Date Sampled...: 10/08/07 12:20 **Date Received..:** 10/09/07
Prep Date.....: 10/11/07 **Analysis Date..:** 10/31/07
Prep Batch #...: 7284422
Dilution Factor: 1.14 **Method.....:** SW846 8330

PARAMETER	RESULT	REPORTING LIMIT	UNITS	MDL
PETN	ND	0.74	ug/L	0.34
Nitroglycerin	ND	0.74	ug/L	0.38
2-Amino-4,6-dinitrotoluene	ND	0.11	ug/L	0.11
4-Amino-2,6-dinitrotoluene	ND	0.11	ug/L	0.057
1,3-Dinitrobenzene	ND	0.11	ug/L	0.057
2,4-Dinitrotoluene	ND	0.11	ug/L	0.057
2,6-Dinitrotoluene	ND	0.11	ug/L	0.057
HMX	**0.27 PG**	**0.11**	**ug/L**	**0.041**
Nitrobenzene	ND	0.11	ug/L	0.057
2-Nitrotoluene	ND	0.57	ug/L	0.10
3-Nitrotoluene	ND	0.57	ug/L	0.065
4-Nitrotoluene	ND	0.57	ug/L	0.10
RDX	ND	0.11	ug/L	0.041
Tetryl	ND	0.11	ug/L	0.057
1,3,5-Trinitrobenzene	ND	0.11	ug/L	0.034
2,4,6-Trinitrotoluene	ND	0.11	ug/L	0.057

SURROGATE	PERCENT RECOVERY	RECOVERY LIMITS
3,4-Dinitrotoluene	95	(83 - 113)

NOTE(S):

PG The percent difference between the original and confirmation analyses is greater than 40%.

Environmental Quality Mgt., Inc.

Client Sample ID: FWGLL2mw-263C-0540-GW

HPLC

Lot-Sample #...: A7J090101-010 **Work Order #...:** J8G5T1AF **Matrix.....:** WG
Date Sampled...: 10/08/07 14:00 **Date Received..:** 10/09/07
Prep Date.....: 10/11/07 **Analysis Date..:** 10/31/07
Prep Batch #...: 7284422
Dilution Factor: 1.09 **Method.....:** SW846 8330

PARAMETER	RESULT	REPORTING LIMIT	UNITS	MDL
PETN	ND	0.71	ug/L	0.33
Nitroglycerin	ND	0.71	ug/L	0.36
2-Amino-4,6-dinitrotoluene	ND	0.11	ug/L	0.11
4-Amino-2,6-dinitrotoluene	ND	0.11	ug/L	0.054
1,3-Dinitrobenzene	ND	0.11	ug/L	0.054
2,4-Dinitrotoluene	ND	0.11	ug/L	0.054
2,6-Dinitrotoluene	ND	0.11	ug/L	0.054
HMX	ND	0.11	ug/L	0.039
Nitrobenzene	ND	0.11	ug/L	0.054
2-Nitrotoluene	ND	0.54	ug/L	0.096
3-Nitrotoluene	ND	0.54	ug/L	0.062
4-Nitrotoluene	ND	0.54	ug/L	0.096
RDX	ND	0.11	ug/L	0.039
Tetryl	ND	0.11	ug/L	0.054
1,3,5-Trinitrobenzene	ND	0.11	ug/L	0.033
2,4,6-Trinitrotoluene	ND	0.11	ug/L	0.054

SURROGATE	PERCENT RECOVERY	RECOVERY LIMITS
3,4-Dinitrotoluene	94	(83 - 113)

Environmental Quality Mgt., Inc.

Client Sample ID: FWGLL3mw-238C-0541-GW

HPLC

Lot-Sample #...: A7J090101-012 Work Order #...: J8G5X1AF Matrix.....: WG
Date Sampled...: 10/08/07 15:15 Date Received..: 10/09/07
Prep Date.....: 10/11/07 Analysis Date..: 11/01/07
Prep Batch #...: 7284422
Dilution Factor: 56.24 Method.....: SW846 8330

PARAMETER	RESULT	REPORTING LIMIT	UNITS	MDL
PETN	ND	37	ug/L	17
Nitroglycerin	ND	37	ug/L	19
2-Amino-4,6-dinitrotoluene	**13**	**5.6**	**ug/L**	**5.6**
4-Amino-2,6-dinitrotoluene	**37**	**5.6**	**ug/L**	**2.8**
1,3-Dinitrobenzene	ND	5.6	ug/L	2.8
2,4-Dinitrotoluene	ND	5.6	ug/L	2.8
2,6-Dinitrotoluene	ND	5.6	ug/L	2.8
HMX	ND	5.6	ug/L	2.0
Nitrobenzene	ND	5.6	ug/L	2.8
2-Nitrotoluene	ND	28	ug/L	4.9
3-Nitrotoluene	ND	28	ug/L	3.2
4-Nitrotoluene	ND	28	ug/L	4.9
RDX	**6.6**	**5.6**	**ug/L**	**2.0**
Tetryl	ND	5.6	ug/L	2.8
1,3,5-Trinitrobenzene	**42**	**5.6**	**ug/L**	**1.7**
2,4,6-Trinitrotoluene	**96**	**5.6**	**ug/L**	**2.8**

SURROGATE	PERCENT RECOVERY	RECOVERY LIMITS
3,4-Dinitrotoluene	0.0 SRD,*	(83 - 113)

NOTE(S):

SRD The surrogate recovery was not calculated because the extract was diluted beyond the ability to quantitate a recovery.

* Surrogate recovery is outside stated control limits.

Environmental Quality Mgt., Inc.

Client Sample ID: FWGEQUIPRINSE1-0556-GW

HPLC

Lot-Sample #...: A7J090101-014 **Work Order #...:** J8G521AF **Matrix.....:** WQ
Date Sampled...: 10/08/07 16:10 **Date Received..:** 10/09/07
Prep Date.....: 10/11/07 **Analysis Date..:** 10/31/07
Prep Batch #...: 7284422
Dilution Factor: 1.04 **Method.....:** SW846 8330

PARAMETER	RESULT	REPORTING LIMIT	UNITS	MDL
PETN	ND	0.68	ug/L	0.31
Nitroglycerin	ND	0.68	ug/L	0.34
2-Amino-4,6-dinitrotoluene	ND	0.10	ug/L	0.10
4-Amino-2,6-dinitrotoluene	ND	0.10	ug/L	0.052
1,3-Dinitrobenzene	ND	0.10	ug/L	0.052
2,4-Dinitrotoluene	**0.067 J**	**0.10**	**ug/L**	**0.052**
2,6-Dinitrotoluene	ND	0.10	ug/L	0.052
HMX	ND	0.10	ug/L	0.037
Nitrobenzene	ND	0.10	ug/L	0.052
2-Nitrotoluene	ND	0.52	ug/L	0.092
3-Nitrotoluene	ND	0.52	ug/L	0.059
4-Nitrotoluene	ND	0.52	ug/L	0.092
RDX	**0.086 J**	**0.10**	**ug/L**	**0.037**
Tetryl	ND	0.10	ug/L	0.052
1,3,5-Trinitrobenzene	ND	0.10	ug/L	0.031
2,4,6-Trinitrotoluene	ND	0.10	ug/L	0.052

SURROGATE	PERCENT RECOVERY	RECOVERY LIMITS
3,4-Dinitrotoluene	96	(83 - 113)

NOTE(S):

J Estimated result. Result is less than RL.

Environmental Quality Mgt., Inc.

Client Sample ID: FWGLL11mw-007C-0529-GW

HPLC

Lot-Sample #...: A7J090101-016 **Work Order #...:** J8G541AF **Matrix.....:** WG
Date Sampled...: 10/08/07 12:35 **Date Received..:** 10/09/07
Prep Date.....: 10/11/07 **Analysis Date..:** 10/31/07
Prep Batch #...: 7284422
Dilution Factor: 0.97 **Method.....:** SW846 8330

PARAMETER	RESULT	REPORTING LIMIT	UNITS	MDL
PETN	ND	0.63	ug/L	0.29
Nitroglycerin	ND	0.63	ug/L	0.32
2-Amino-4,6-dinitrotoluene	ND	0.097	ug/L	0.097
4-Amino-2,6-dinitrotoluene	ND	0.097	ug/L	0.048
1,3-Dinitrobenzene	ND	0.097	ug/L	0.048
2,4-Dinitrotoluene	ND	0.097	ug/L	0.048
2,6-Dinitrotoluene	ND	0.097	ug/L	0.048
HMX	ND	0.097	ug/L	0.035
Nitrobenzene	ND	0.097	ug/L	0.048
2-Nitrotoluene	ND	0.48	ug/L	0.085
3-Nitrotoluene	ND	0.48	ug/L	0.055
4-Nitrotoluene	ND	0.48	ug/L	0.085
RDX	ND	0.097	ug/L	0.035
Tetryl	ND	0.097	ug/L	0.048
1,3,5-Trinitrobenzene	ND	0.097	ug/L	0.029
2,4,6-Trinitrotoluene	ND	0.097	ug/L	0.048

SURROGATE	PERCENT RECOVERY	RECOVERY LIMITS
3,4-Dinitrotoluene	94	(83 - 113)

Environmental Quality Mgt., Inc.

Client Sample ID: FWGLL3mw-242C-0542-GW

HPLC

Lot-Sample #...: A7J090101-018 **Work Order #...:** J8G561AF **Matrix.....:** WG
Date Sampled...: 10/08/07 14:58 **Date Received..:** 10/09/07
Prep Date.....: 10/11/07 **Analysis Date..:** 10/31/07
Prep Batch #...: 7284422
Dilution Factor: 0.97 **Method.....:** SW846 8330

PARAMETER	RESULT	REPORTING LIMIT	UNITS	MDL
PETN	ND	0.63	ug/L	0.29
Nitroglycerin	ND	0.63	ug/L	0.32
2-Amino-4,6-dinitrotoluene	ND	0.097	ug/L	0.097
4-Amino-2,6-dinitrotoluene	ND	0.097	ug/L	0.048
1,3-Dinitrobenzene	ND	0.097	ug/L	0.048
2,4-Dinitrotoluene	ND	0.097	ug/L	0.048
2,6-Dinitrotoluene	ND	0.097	ug/L	0.048
HMX	ND	0.097	ug/L	0.035
Nitrobenzene	ND	0.097	ug/L	0.048
2-Nitrotoluene	ND	0.48	ug/L	0.085
3-Nitrotoluene	ND	0.48	ug/L	0.055
4-Nitrotoluene	ND	0.48	ug/L	0.085
RDX	ND	0.097	ug/L	0.035
Tetryl	ND	0.097	ug/L	0.048
1,3,5-Trinitrobenzene	ND	0.097	ug/L	0.029
2,4,6-Trinitrotoluene	ND	0.097	ug/L	0.048

SURROGATE	PERCENT RECOVERY	RECOVERY LIMITS
3,4-Dinitrotoluene	93	(83 - 113)

TestAmerica West Sacramento
GC/LC INSTRUMENT LOG

Page# 47
Book# 3099

GC/LC SEMI-VOLATILES

Standard ID's

Curve; 10202007.B

Inst ID : LC10.I
Batch ID : 10302007.B
Ical Date: See Calibration Report
Methods : Method 8330
Test : SOP SAC-LC-0009

Date	Time	Operator	Sample ID	File ID	Vol or Wt	Extract Vol	Diln	Comments
30-OCT-2007	15:12	KenneyF	CCV_5 PRIMER	A-000001.	0 g	0 mL	1	
30-OCT-2007	16:05	KenneyF	CCV_5 PRIMER	A-000002.	0 g	0 mL	1	
30-OCT-2007	16:58	KenneyF	STD_5 E070821M 100/200/100/100	A-000003.	0 g	0 mL	1	
30-OCT-2007	17:51	KenneyF	MRL_1 E070926A 5/50/20/20ng/mL	A-000004.	0 g	0 mL	1	
30-OCT-2007	18:44	KenneyF	J8P701AAB 7284422 MB	A-000005.	1000 mL	20 mL	1	
30-OCT-2007	19:37	KenneyF	J8P701ACC 7290638 LCS	A-000006.	1000 mL	20 mL	1	
30-OCT-2007	20:30	KenneyF	J8G411AF 7284422 A7J090101-1	A-000007.	988 mL	20 mL	1	
30-OCT-2007	21:23	KenneyF	J8G411AUS 7284422 A7J090101-1M	A-000008.	966 mL	20 mL	1	
30-OCT-2007	22:16	KenneyF	J8G411AVD 7284422 A7J090101-1M	A-000009.	1041 mL	20 mL	1	
30-OCT-2007	23:09	KenneyF	J8G451AF 7284422 A7J090101-3	A-000010.	1000 mL	20 mL	1	
31-OCT-2007	00:02	KenneyF	J8G5L1AF 7284422 A7J090101-6	A-000011.	891 mL	20 mL	1	
31-OCT-2007	00:55	KenneyF	J8G5N1AF 7284422 A7J090101-8	A-000012.	875 mL	20 mL	1	
31-OCT-2007	01:48	KenneyF	J8GST1AF 7284422 A7J090101-10	A-000013.	913 mL	20 mL	1	
31-OCT-2007	02:41	KenneyF	STD_6 E070821P 200/500/200/200	A-000014.	0 g	0 mL	1	
31-OCT-2007	03:34	KenneyF	MRL_1 E070926A 5/50/20/20ng/mL	A-000015.	0 g	0 mL	1	
31-OCT-2007	04:27	KenneyF	J8G5X1AF 7284422 A7J090101-12	A-000016.	889 mL	20 mL	1	
31-OCT-2007	05:20	KenneyF	J8G521AF 7284422 A7J090101-14	A-000017.	959 mL	20 mL	1	
31-OCT-2007	06:13	KenneyF	J8G541AF 7284422 A7J090101-16	A-000018.	1030 mL	20 mL	1	
31-OCT-2007	07:06	KenneyF	J8G561AF 7284422 A7J090101-18	A-000019.	1025 mL	20 mL	1	
31-OCT-2007	07:59	KenneyF	J8VVF1AAB 7285551 MB	A-000020.	1000 mL	20 mL	1	
31-OCT-2007	08:52	KenneyF	J8VVF1ACC 7285551 LCS	A-000021.	1000 mL	20 mL	1	
31-OCT-2007	09:45	KenneyF	J8KPX1AF 7285551 A7J100103-1	A-000022.	1008 mL	20 mL	1	
31-OCT-2007	10:38	KenneyF	J8KP21AF 7285551 A7J100103-3	A-000023.	1005 mL	20 mL	1	
31-OCT-2007	11:31	KenneyF	J8KP41AP 7285551 A7J100103-5	A-000024.	1025 mL	20 mL	1	
31-OCT-2007	12:25	KenneyF	J8KP41AQS 7285551 A7J100103-5M	A-000025.	1012 mL	20 mL	1	
31-OCT-2007	13:18	KenneyF	J8KP41ARD 7285551 A7J100103-5M	A-000026.	1020 mL	20 mL	1	
31-OCT-2007	14:11	KenneyF	STD_5 E070821M 100/200/100/100	A-000027.	0 g	0 mL	1	
31-OCT-2007	15:04	KenneyF	MRL_1 E070926A 5/50/20/20ng/mL	A-000028.	0 g	0 mL	1	
31-OCT-2007	15:57	KenneyF	J8KP71AF 7285551 A7J100103-7	A-000029.	1016 mL	20 mL	1	
31-OCT-2007	16:50	KenneyF	J8KP91AF 7285551 A7J100103-9	A-000030.	1030 mL	20 mL	1	
31-OCT-2007	17:43	KenneyF	J8KQE1AF 7285551 A7J100103-12	A-000031.	1014 mL	20 mL	1	
31-OCT-2007	18:36	KenneyF	J8KQH1AF 7285551 A7J100103-14	A-000032.	952 mL	20 mL	1	
31-OCT-2007	19:29	KenneyF	J8KQJ1AF 7285551 A7J100103-15	A-000033.	982 mL	20 mL	1	
31-OCT-2007	20:22	KenneyF	J8KQL1AF 7285551 A7J100103-17	A-000034.	1009 mL	20 mL	1	
31-OCT-2007	21:15	KenneyF	J8KQP1AF 7285551 A7J100103-19	A-000035.	1008 mL	20 mL	1	
31-OCT-2007	22:08	KenneyF	J8KQT1AF 7285551 A7J100103-21	A-000036.	978 mL	20 mL	1	
31-OCT-2007	23:01	KenneyF	STD_5 E070821M 100/200/100/100	A-000037.	0 g	0 mL	1	
31-OCT-2007	23:54	KenneyF	MRL_1 E070926A 5/50/20/20ng/mL	A-000038.	0 g	0 mL	1	
01-NOV-2007	00:47	KenneyF	J8KQX1AF 7285551 A7J100103-24	A-000039.	954 mL	20 mL	1	
01-NOV-2007	01:40	KenneyF	J8KQ11AF 7285551 A7J100103-26	A-000040.	947 mL	20 mL	1	
01-NOV-2007	02:33	KenneyF	J8KQ31AF 7285551 A7J100103-28	A-000041.	840 mL	20 mL	1	
01-NOV-2007	03:26	KenneyF	J8KQ71AF 7285551 A7J100103-30	A-000042.	865 mL	20 mL	1	
01-NOV-2007	04:19	KenneyF	J8KQ71AQS 7285551 A7J100103-30	A-000043.	960 mL	20 mL	1	
01-NOV-2007	05:12	KenneyF	J8KQ71ARD 7285551 A7J100103-30	A-000044.	893 mL	20 mL	1	
01-NOV-2007	06:05	KenneyF	J8KRF1AF 7285551 A7J100103-32	A-000045.	890 mL	20 mL	1	
01-NOV-2007	06:58	KenneyF	STD_5 E070821M 100/200/100/100	A-000046.	0 g	0 mL	1	
01-NOV-2007	07:51	KenneyF	MRL_1 E070926A 5/50/20/20ng/mL	A-000047.	0 g	0 mL	1	
01-NOV-2007	08:44	KenneyF	J8G411AF 7284422 A7J090101-1 1	A-000048.	988 mL	20 mL	10	
01-NOV-2007	10:34	KenneyF	J8G411AUS 7284422 A7J090101-1M	A-000049.	966 mL	20 mL	10	

01-NOV-2007	11:27	KenneyF	J8G411AVD 7284422 A7J090101-1M	A-000050.	1041 mL	20 mL	10	
01-NOV-2007	12:20	KenneyF	J8G411AUS 7284422 A7J090101-1M	A-000051.	966 mL	20 mL	10	
01-NOV-2007	13:13	KenneyF	J8G5X1AF 7284422 A7J090101-12	A-000052.	889 mL	20 mL	50	
01-NOV-2007	14:06	KenneyF	STD_5 E070821M 100/200/100/100	A-000053.	0 g	0 mL	1	
01-NOV-2007	14:59	KenneyF	MRL_1 E070926A 5/50/20/20ng/mL	A-000054.	0 g	0 mL	1	

page 48

METHOD BLANK REPORT

HPLC

Client Lot #...: A7J090101 **Work Order #...:** J8P701AA **Matrix.....:** WATER
MB Lot-Sample #: G7J110000-422

Prep Date.....: 10/11/07
Analysis Date..: 10/30/07 **Prep Batch #...:** 7284422
Dilution Factor: 1

PARAMETER	RESULT	REPORTING LIMIT	UNITS	METHOD
Nitroglycerin	ND	0.65	ug/L	SW846 8330
PETN	ND	0.65	ug/L	SW846 8330
2-Amino-4,6-dinitrotoluene	ND	0.10	ug/L	SW846 8330
4-Amino-2,6-dinitrotoluene	ND	0.10	ug/L	SW846 8330
1,3-Dinitrobenzene	ND	0.10	ug/L	SW846 8330
2,4-Dinitrotoluene	ND	0.10	ug/L	SW846 8330
2,6-Dinitrotoluene	ND	0.10	ug/L	SW846 8330
HMX	ND	0.10	ug/L	SW846 8330
Nitrobenzene	ND	0.10	ug/L	SW846 8330
2-Nitrotoluene	ND	0.50	ug/L	SW846 8330
3-Nitrotoluene	ND	0.50	ug/L	SW846 8330
4-Nitrotoluene	ND	0.50	ug/L	SW846 8330
RDX	ND	0.10	ug/L	SW846 8330
Tetryl	ND	0.10	ug/L	SW846 8330
1,3,5-Trinitrobenzene	ND	0.10	ug/L	SW846 8330
2,4,6-Trinitrotoluene	ND	0.10	ug/L	SW846 8330

SURROGATE	PERCENT RECOVERY	RECOVERY LIMITS
3,4-Dinitrotoluene	92	(83 - 113)

NOTE(S):

Calculations are performed before rounding to avoid round-off errors in calculated results.

LABORATORY CONTROL SAMPLE EVALUATION REPORT

HPLC

Client Lot #...: A7J090101 Work Order #...: J8P701AC Matrix.....: WATER
LCS Lot-Sample#: G7J110000-422
Prep Date.....: 10/11/07 Analysis Date..: 10/30/07
Prep Batch #...: 7284422
Dilution Factor: 1

PARAMETER	PERCENT RECOVERY	RECOVERY LIMITS	METHOD
Nitroglycerin	**102**	**(81 - 111)**	**SW846 8330**
PETN	**96**	**(83 - 113)**	**SW846 8330**
2-Amino-4,6-dinitrotoluene	**102**	**(83 - 116)**	**SW846 8330**
4-Amino-2,6-dinitrotoluene	**100**	**(79 - 110)**	**SW846 8330**
1,3-Dinitrobenzene	**107**	**(90 - 124)**	**SW846 8330**
2,4-Dinitrotoluene	**103**	**(85 - 117)**	**SW846 8330**
2,6-Dinitrotoluene	**104**	**(84 - 119)**	**SW846 8330**
HMX	**101**	**(88 - 123)**	**SW846 8330**
Nitrobenzene	**102**	**(85 - 124)**	**SW846 8330**
2-Nitrotoluene	**99**	**(81 - 117)**	**SW846 8330**
3-Nitrotoluene	**99**	**(77 - 118)**	**SW846 8330**
4-Nitrotoluene	**101**	**(80 - 120)**	**SW846 8330**
RDX	**110**	**(91 - 121)**	**SW846 8330**
Tetryl	**86**	**(72 - 115)**	**SW846 8330**
1,3,5-Trinitrobenzene	**106**	**(87 - 123)**	**SW846 8330**
2,4,6-Trinitrotoluene	**99**	**(82 - 118)**	**SW846 8330**

SURROGATE	PERCENT RECOVERY	RECOVERY LIMITS
3,4-Dinitrotoluene	96	(83 - 113)

NOTE(S):

Calculations are performed before rounding to avoid round-off errors in calculated results.

Bold print denotes control parameters

MATRIX SPIKE SAMPLE EVALUATION REPORT

HPLC

Client Lot #...: A7J090101 Work Order #...: J8G411AU-MS Matrix.....: WG
MS Lot-Sample #: A7J090101-001 J8G411AV-MSD
Date Sampled...: 10/08/07 11:35 Date Received..: 10/09/07
Prep Date.....: 10/11/07 Analysis Date..: 11/01/07
Prep Batch #...: 7284422
Dilution Factor: 10.35

PARAMETER	PERCENT RECOVERY	RECOVERY LIMITS	RPD	RPD LIMITS	METHOD
Nitroglycerin	0.0 a	(81 - 111)			SW846 8330
	0.0 a	(81 - 111)	0.0	(0-15)	SW846 8330
PETN	0.0 a	(83 - 113)			SW846 8330
	0.0 a	(83 - 113)	0.0	(0-16)	SW846 8330
2-Amino-4,6-dinitrotoluene	0.0 MSA,a	(83 - 116)			SW846 8330
	0.0 MSA,a	(83 - 116)	0.0	(0-15)	SW846 8330
4-Amino-2,6-dinitrotoluene	0.0 a	(79 - 110)			SW846 8330
	0.0 a	(79 - 110)	0.0	(0-17)	SW846 8330
1,3-Dinitrobenzene	0.0 a	(90 - 124)			SW846 8330
	0.0 a	(90 - 124)	0.0	(0-15)	SW846 8330
2,4-Dinitrotoluene	0.0 a	(85 - 117)			SW846 8330
	0.0 a	(85 - 117)	0.0	(0-15)	SW846 8330
2,6-Dinitrotoluene	0.0 a	(84 - 119)			SW846 8330
	0.0 a	(84 - 119)	0.0	(0-15)	SW846 8330
HMX	0.0 a	(88 - 123)			SW846 8330
	0.0 a	(88 - 123)	0.0	(0-15)	SW846 8330
Nitrobenzene	0.0 a	(85 - 124)			SW846 8330
	0.0 a	(85 - 124)	0.0	(0-15)	SW846 8330
2-Nitrotoluene	0.0 a	(81 - 117)			SW846 8330
	0.0 a	(81 - 117)	0.0	(0-15)	SW846 8330
3-Nitrotoluene	0.0 a	(77 - 118)			SW846 8330
	0.0 a	(77 - 118)	0.0	(0-15)	SW846 8330
4-Nitrotoluene	0.0 a	(80 - 120)			SW846 8330
	0.0 a	(80 - 120)	0.0	(0-15)	SW846 8330
RDX	0.0 a	(91 - 121)			SW846 8330
	0.0 a	(91 - 121)	0.0	(0-15)	SW846 8330
Tetryl	0.0 a	(72 - 115)			SW846 8330
	0.0 a	(72 - 115)	0.0	(0-15)	SW846 8330
1,3,5-Trinitrobenzene	0.0 a	(87 - 123)			SW846 8330
	0.0 a	(87 - 123)	0.0	(0-15)	SW846 8330
2,4,6-Trinitrotoluene	0.0 MSA,a	(82 - 118)			SW846 8330
	0.0 MSA,a	(82 - 118)	0.0	(0-16)	SW846 8330

(Continued on next page)

MATRIX SPIKE SAMPLE EVALUATION REPORT

HPLC

Client Lot #...: A7J090101 **Work Order #...:** J8G411AU-MS **Matrix.....:** WG
MS Lot-Sample #: A7J090101-001 J8G411AV-MSD

SURROGATE	PERCENT RECOVERY	RECOVERY LIMITS
3,4-Dinitrotoluene	0.0	(83 - 113)
	Qualifiers: SRD,*	
	0.0	(83 - 113)
	Qualifiers: SRD,*	

NOTE(S):

Calculations are performed before rounding to avoid round-off errors in calculated results.

Bold print denotes control parameters

a Spiked analyte recovery is outside stated control limits.

MSA The recovery and RPD were not calculated because the sample was diluted beyond the ability to quantitate a recovery.

SRD The surrogate recovery was not calculated because the extract was diluted beyond the ability to quantitate a recovery.

* Surrogate recovery is outside stated control limits.

Matrix Spike / Matrix Spike Duplicate Recovery and RPD Outlier Report

Method Batch : 7284422 **Analysis Method :** 8330 **Analysis Date :** 11/01/2007

Preparation Batch : 7284422 **Preparation Type :** 3535 **Preparation Date :** 10/11/2007

Lab Reporting Batch : A7J090101 **Lab ID:** STLCAN

Client Sample ID	Lab Sample ID	Matrix	Analyte Name	Reported *		Project Limits (Percent)			
				Percent Recovery	RPD	Rejection Point**	Lower Limit	Upper Limit	RPD
FWGLL1mw-083C-0537-	A7J090101001S	AQ	1,3,5-Trinitrobenzene	0.0		0.00	40.00	140.00	20.00
			1,3-Dinitrobenzene	0.0		0.00	40.00	140.00	20.00
			2,4,6-TNT	0.0		0.00	40.00	140.00	20.00
			2,4-Dinitrotoluene	0.0		0.00	40.00	140.00	20.00
			2,6-Dinitrotoluene	0.0		0.00	40.00	140.00	20.00
			2-Amino-4,6-dinitrotoluene	0.0		0.00	40.00	140.00	20.00
			2-Nitrotoluene	0.0		0.00	40.00	140.00	20.00
			3-Nitrotoluene	0.0		0.00	40.00	140.00	20.00
			4-Amino-2,6-Dinitrotoluene	0.0		0.00	40.00	140.00	20.00
			4-Nitrotoluene	0.0		0.00	40.00	140.00	20.00
			HMX	0.0		0.00	40.00	140.00	20.00
			Nitrobenzene	0.0		0.00	40.00	140.00	20.00
			NITROGLYCERINE	0.0		0.00	40.00	140.00	20.00
			Pentaerythritol Tetranitrate (PETN)	0.0		0.00	40.00	140.00	20.00
			RDX	0.0		0.00	40.00	140.00	20.00
			TETRYL	0.0		0.00	40.00	140.00	20.00
FWGLL1mw-083C-0537-	A7J090101001D		1,3,5-Trinitrobenzene	0.0		0.00	40.00	140.00	20.00
			1,3-Dinitrobenzene	0.0		0.00	40.00	140.00	20.00
			2,4,6-TNT	0.0		0.00	40.00	140.00	20.00
			2,4-Dinitrotoluene	0.0		0.00	40.00	140.00	20.00
			2,6-Dinitrotoluene	0.0		0.00	40.00	140.00	20.00
			2-Amino-4,6-dinitrotoluene	0.0		0.00	40.00	140.00	20.00
			2-Nitrotoluene	0.0		0.00	40.00	140.00	20.00
			3-Nitrotoluene	0.0		0.00	40.00	140.00	20.00
			4-Amino-2,6-Dinitrotoluene	0.0		0.00	40.00	140.00	20.00
			4-Nitrotoluene	0.0		0.00	40.00	140.00	20.00
			HMX	0.0		0.00	40.00	140.00	20.00
			Nitrobenzene	0.0		0.00	40.00	140.00	20.00
			NITROGLYCERINE	0.0		0.00	40.00	140.00	20.00
			Pentaerythritol Tetranitrate (PETN)	0.0		0.00	40.00	140.00	20.00
			RDX	0.0		0.00	40.00	140.00	20.00
			TETRYL	0.0		0.00	40.00	140.00	20.00

Associated Samples: Parent sample only

Client Sample ID	Lab Sample ID
FWGLL1mw-083C-0537-GW	A7J090101001

* Only those Percent Recovery and/or RPD values outside project limits are listed in this report.

** Metal are also assessed against an upper rejection point of 150 percent for waters and 200 percent for soils and sediments

Project Number and Name: 030240.0005 - Ravenna GW

Surrogate Recovery Outlier Report

Lab Report Batch: A7J090101 **Lab ID:** STLCAN

Client Sample ID	Lab Sample ID	Analysis Method	Dilution	Matrix	Surrogate	Percent Recovery	Criteria (percent) Lower Limit	Upper Limit	Reject Point	Associated Target Analytes
FWGLL11mw-007C-0529-GW	A7J090101016	√8082	1	AQ	Decachlorobiphenyl	38	50.0	150.0	10.0	All Target
FWGLL1mw-078C-0535-GW	A7J090101003	√8082	1	AQ	Decachlorobiphenyl	48	50.0	150.0	10.0	All Target
FWGLL1mw-083C-0537-GW	A7J090101001	8330	10.12	AQ	3,4-Dinitrotoluene	0.0	50.0	150.0	10.0	All Target
FWGLL1mw-083C-0537-GWMS	A7J090101001S	8330	10.35	AQ	3,4-Dinitrotoluene	0.0	50.0	150.0	10.0	All Target
FWGLL1mw-083C-0537-GWMSD	A7J090101001D	8330	9.6	AQ	3,4-Dinitrotoluene	0.0	50.0	150.0	10.0	All Target
FWGLL2mw-263C-0540-GW	A7J090101010	√8082	1	AQ	Decachlorobiphenyl	45	50.0	150.0	10.0	All Target
FWGLL3mw-238C-0541-GW	A7J090101012	√8082	1	AQ	Decachlorobiphenyl	48	50.0	150.0	10.0	All Target
		√ 8270C			2-Fluorophenol	32	50.0	150.0	10.0	Acid
					Phenol-d5	49	50.0	150.0	10.0	Acid
		8330	56.24		3,4-Dinitrotoluene	0.0	50.0	150.0	10.0	All Target

TestAmerica West Sacramento
GC/LC INSTRUMENT LOG

Page# 56
Book# 300

GC/LC SEMI-VOLATILES

Standard ID's

curve: 10102007.B

Inst ID : LC9.I
Batch ID : 10312007.B
Ical Date: See Calibration Report
Methods : Method 8330
Test : SOP SAC-LC-0009

Date	Time	Operator	Sample ID	File ID	Vol or Wt	Extract Vol	Diln	Comments
31-OCT-2007	12:09	KenneyF	PRIMER	C-000001.	0 g	0 mL	1	
31-OCT-2007	13:13	KenneyF	PRIMER	C-000002.	0 g	0 mL	1	
31-OCT-2007	14:16	KenneyF	STD_5 E070821M 100/200/100/100	C-000003.	0 g	0 mL	1	
31-OCT-2007	15:19	KenneyF	MRL_1 E070926A 5/50/20/20	C-000004.	0 g	0 mL	1	
31-OCT-2007	16:22	KenneyF	J8P701AAB 7284422 MB	C-000005.	1000 mL	20 mL	1	
31-OCT-2007	17:25	KenneyF	J8G411AF 7284422 A7J090101-1 1	C-000006.	988 mL	20 mL	10	
31-OCT-2007	18:28	KenneyF	J8G5L1AF 7284422 A7J090101-6	C-000007.	891 mL	20 mL	1	
31-OCT-2007	19:31	KenneyF	J8G5N1AF 7284422 A7J090101-8	C-000008.	875 mL	20 mL	1	
31-OCT-2007	20:34	KenneyF	J8G5X1AF 7284422 A7J090101-12	C-000009.	889 mL	20 mL	50	
31-OCT-2007	21:37	KenneyF	J8G521AF 7284422 A7J090101-14	C-000010.	959 mL	20 mL	1	
31-OCT-2007	22:40	KenneyF	STD_6 E070821P 200/500/200/200	C-000011.	0 g	0 mL	1	
31-OCT-2007	23:43	KenneyF	MRL_1 E070926A 5/50/20/20	C-000012.	0 g	0 mL	1	
01-NOV-2007	00:46	KenneyF	J8VVF1AAB 7285551 MB	C-000013.	1000 mL	20 mL	1	
01-NOV-2007	01:49	KenneyF	J8KP41AF 7285551 A7J100103-5	C-000014.	1025 mL	20 mL	1	
01-NOV-2007	02:53	KenneyF	STD_5 E070821M 100/200/100/100	C-000015.	0 g	0 mL	1	
01-NOV-2007	03:56	KenneyF	MRL_1 E070926A 5/50/20/20	C-000016.	0 g	0 mL	1	

6860 PERCHLORATE DATA

Environmental Quality Mgt., Inc.

Client Sample ID: FWGLL1mw-083C-0537-GF

HPLC

Lot-Sample #...:	A7J090101-002	Work Order #...:	J8G441DL	Matrix.....:	WG
Date Sampled...:	10/08/07 11:35	Date Received..:	10/09/07		
Prep Date.....:	10/22/07	Analysis Date..:	10/24/07		
Prep Batch #...:	7295357				
Dilution Factor:	1	Method.....:	SW846 6860		

PARAMETER	RESULT	REPORTING LIMIT	UNITS	MDL
Perchlorate	0.025 J	0.10	ug/L	0.0088

NOTE(S):

J Estimated result. Result is less than RL.

Environmental Quality Mgt., Inc.

Client Sample ID: FWGLL1mw-078C-0535-GF

HPLC

Lot-Sample #...:	A7J090101-004	Work Order #...:	J8G461A3	Matrix.....:	WG
Date Sampled...:	10/08/07 15:05	Date Received..:	10/09/07		
Prep Date.....:	10/22/07	Analysis Date..:	10/22/07		
Prep Batch #...:	7295357				
Dilution Factor:	1	Method.....:	SW846 6860		

PARAMETER	RESULT	REPORTING LIMIT	UNITS	MDL
Perchlorate	0.068 J	0.10	ug/L	0.0088

NOTE(S):

J Estimated result. Result is less than RL.

Environmental Quality Mgt., Inc.

Client Sample ID: FWGLL2mw-059C-0538-GF

HPLC

Lot-Sample #...:	A7J090101-007	Work Order #...:	J8G5M1A3	Matrix.....:	WG
Date Sampled...:	10/08/07 10:40	Date Received..:	10/09/07		
Prep Date.....:	10/22/07	Analysis Date..:	10/22/07		
Prep Batch #...:	7295357				
Dilution Factor:	1	Method.....:	SW846 6860		

PARAMETER	RESULT	REPORTING LIMIT	UNITS	MDL
Perchlorate	0.012 J	0.10	ug/L	0.0088

NOTE(S):

J Estimated result. Result is less than RL.

Environmental Quality Mgt., Inc.

Client Sample ID: FWGLL2mw-262C-0539-GF

HPLC

Lot-Sample #...:	A7J090101-009	Work Order #...:	J8G5R1A3	Matrix.....:	WG
Date Sampled...:	10/08/07 12:20	Date Received..:	10/09/07		
Prep Date.....:	10/22/07	Analysis Date..:	10/22/07		
Prep Batch #...:	7295357				
Dilution Factor:	1	Method.....:	SW846 6860		

PARAMETER	RESULT	REPORTING LIMIT	UNITS	MDL
Perchlorate	0.061 J	0.10	ug/L	0.0088

NOTE(S):

J Estimated result. Result is less than RL.

Environmental Quality Mgt., Inc.

Client Sample ID: FWGLL2mw-263C-0540-GF

HPLC

Lot-Sample #...:	A7J090101-011	**Work Order #...:**	J8G5W1A3	**Matrix.....:**	WG
Date Sampled...:	10/08/07 14:00	**Date Received..:**	10/09/07		
Prep Date.....:	10/22/07	**Analysis Date..:**	10/22/07		
Prep Batch #...:	7295357				
Dilution Factor:	1	**Method.....:**	SW846 6860		

PARAMETER	RESULT	REPORTING LIMIT	UNITS	MDL
Perchlorate	ND	0.10	ug/L	0.0088

Environmental Quality Mgt., Inc.

Client Sample ID: FWGLL3mw-238C-0541-GF

HPLC

Lot-Sample #...:	A7J090101-013	Work Order #...:	J8G511A3	Matrix.....:	WG
Date Sampled...:	10/08/07 15:15	Date Received..:	10/09/07		
Prep Date.....:	10/22/07	Analysis Date..:	10/23/07		
Prep Batch #...:	7295357				
Dilution Factor:	1	Method.....:	SW846 6860		

PARAMETER	RESULT	REPORTING LIMIT	UNITS	MDL
Perchlorate	0.15	0.10	ug/L	0.0088

Environmental Quality Mgt., Inc.

Client Sample ID: FWGEQUIPRINSE1-0556-GW

HPLC

Lot-Sample #...:	A7J090101-014	**Work Order #...:**	J8G521CC	**Matrix.....:**	WQ
Date Sampled...:	10/08/07 16:10	**Date Received..:**	10/09/07		
Prep Date.....:	10/22/07	**Analysis Date..:**	10/23/07		
Prep Batch #...:	7295357				
Dilution Factor:	1	**Method.....:**	SW846 6860		

PARAMETER	RESULT	REPORTING LIMIT	UNITS	MDL
Perchlorate	ND	0.10	ug/L	0.0088

Environmental Quality Mgt., Inc.

Client Sample ID: FWGLL11mw-007C-0529-GF

HPLC

Lot-Sample #...:	A7J090101-017	Work Order #...:	J8G551A3	Matrix.....:	WG
Date Sampled...:	10/08/07 12:35	Date Received..:	10/09/07		
Prep Date.....:	10/22/07	Analysis Date..:	10/23/07		
Prep Batch #...:	7295357				
Dilution Factor:	1	Method.....:	SW846 6860		

PARAMETER	RESULT	REPORTING LIMIT	UNITS	MDL
Perchlorate	0.20	0.10	ug/L	0.0088

Environmental Quality Mgt., Inc.

Client Sample ID: FWGLL3mw-242C-0542-GF

HPLC

Lot-Sample #...: A7J090101-019 Work Order #...: J8G571A3 Matrix.....: WG
Date Sampled...: 10/08/07 14:58 Date Received..: 10/09/07
Prep Date.....: 10/22/07 Analysis Date..: 10/23/07
Prep Batch #...: 7295357
Dilution Factor: 1 Method.....: SW846 6860

PARAMETER	RESULT	REPORTING LIMIT	UNITS	MDL
Perchlorate	0.0099 J	0.10	ug/L	0.0088

NOTE(S):

J Estimated result. Result is less than RL.

METHOD BLANK REPORT

HPLC

Client Lot #...: A7J090101 **Work Order #...:** J9J6H1AA **Matrix.....:** WATER
MB Lot-Sample #: R7J220000-357

Prep Date.....: 10/22/07
Analysis Date..: 10/22/07 **Prep Batch #...:** 7295357
Dilution Factor: 1

PARAMETER	RESULT	REPORTING LIMIT	UNITS	METHOD
Perchlorate	ND	0.10	ug/L	SW846 6860

NOTE(S):

Calculations are performed before rounding to avoid round-off errors in calculated results.

LABORATORY CONTROL SAMPLE EVALUATION REPORT

HPLC

Client Lot #...: A7J090101 **Work Order #...:** J9J6H1AC **Matrix.....:** WATER
LCS Lot-Sample#: R7J220000-357
Prep Date.....: 10/22/07 **Analysis Date..:** 10/22/07
Prep Batch #...: 7295357
Dilution Factor: 1

PARAMETER	PERCENT RECOVERY	RECOVERY LIMITS	METHOD
Perchlorate	**118**	**(80 - 120)**	**SW846 6860**

NOTE(S):

Calculations are performed before rounding to avoid round-off errors in calculated results.

Bold print denotes control parameters

MATRIX SPIKE SAMPLE EVALUATION REPORT

HPLC

Client Lot #...: A7J090101 **Work Order #...:** J8G441DM-MS **Matrix.....:** WG
MS Lot-Sample #: A7J090101-002 J8G441DN-MSD
Date Sampled...: 10/08/07 11:35 **Date Received..:** 10/09/07
Prep Date.....: 10/22/07 **Analysis Date..:** 10/24/07
Prep Batch #...: 7295357
Dilution Factor: 1

PARAMETER	PERCENT RECOVERY	RECOVERY LIMITS	RPD	RPD LIMITS	METHOD
Perchlorate	**117**	**(80 - 120)**			**SW846 6860**
	109	**(80 - 120)**	**5.5**	**(0-15)**	**SW846 6860**

NOTE(S):

Calculations are performed before rounding to avoid round-off errors in calculated results.

Bold print denotes control parameters

	File Name	Sample ID	File Text	Sample Type	Analyte ng/L	Vial	Extract mL	Sample mL or g
1	ic17l2501	2.63.1	LRB1	Blank	100	1	5.000000	5.000000
2	ic17l2502	2.63.3	20 ng/L 1	Standard	20	1	1.000000	1.000000
3	ic17l2503	2.63.4	50 ng/L	Standard	50	1	1.000000	1.000000
4	ic17l2504	2.63.5	100 ng/L 1	Standard	100	1	1.000000	1.000000
5	ic17l2505	2.63.6	200 ng/L 1	Standard	200	1	1.000000	1.000000
6	ic17l2506	2.63.7	500 ng/L	Standard	500	1	1.000000	1.000000
7	ic17l2507	2.63.8	1000 ng/L	Standard	1000	1	1.000000	1.000000
8	ic17l2508	2.63.1	LRB2	Blank	0	1	5.000000	5.000000
9	ic17l2509	2.63.12	200 ng/L ICV	QC	200	1	1.000000	1.000000
10	ic17l2510	2.63.6	100 ng/L RLV 2	QC	100	1	1.000000	1.000000
11	ic17J2411	2.97.1	LRB1	Blank	0	1	5.000000	5.000000
12	ic17J2412	2.97.3	200 ng/L CCV 1	QC	200	1	1.000000	1.000000
13	ic17J2413	2.97.2	20 ng/L LODV 1	QC	20	1	1.000000	1.000000
14	ic17J2414	J8G441DL	A7J090101-002	Analyte	0	1	5.000000	5.000000
15	ic17J2415	J8G441DM	A7J090101-002 MS	QC	100	1	5.000000	5.000000
16	ic17J2416	J8G441DN	A7J090101-002 MSD	QC	100	1	5.000000	5.000000
17	ic17J2423	2.97.1	LRB2	Blank	0	1	5.000000	5.000000
18	ic17J2424	2.97.3	200 ng/L CCV 2	QC	200	1	1.000000	1.000000
19	ic17J2425	2.97.2	20 ng/L LODV 2	QC	20	1	1.000000	1.000000

Sample List Report **MassLynx 4.0 SP4**

Sample List: C:\MassLynx\IC Perchlorate.PRO\SampleDB\ic17j22(03).SPL
Last Modified: Tuesday, October 23, 2007 11:52:40 AM Mountain Daylight Time
Printed: Tuesday, October 23, 2007 12:00:07 PM Mountain Daylight Time Page Position (1, 1)

	File Name	Sample ID	File Text	Sample Type	Analyte ng/L	Vial	Extract mL	Sample mL or g
1	ic17l2501	2.63.1	LRB1	Blank	100	1	5.000000	5.000000
2	ic17l2502	2.63.3	20 ng/L 1	Standard	20	1	1.000000	1.000000
3	ic17l2503	2.63.4	50 ng/L	Standard	50	1	1.000000	1.000000
4	ic17l2504	2.63.5	100 ng/L 1	Standard	100	1	1.000000	1.000000
5	ic17l2505	2.63.6	200 ng/L 1	Standard	200	1	1.000000	1.000000
6	ic17l2506	2.63.7	500 ng/L	Standard	500	1	1.000000	1.000000
7	ic17l2507	2.63.8	1000 ng/L	Standard	1000	1	1.000000	1.000000
8	ic17l2508	2.63.1	LRB2	Blank	0	1	5.000000	5.000000
9	ic17l2509	2.63.12	200 ng/L ICV	QC	200	1	1.000000	1.000000
10	ic17l2510	2.63.6	100 ng/L RLV 2	QC	100	1	1.000000	1.000000
11	ic17J2221	2.95.1	LRB2	Analyte	0	1	5.000000	5.000000
12	ic17J2222	2.95.5	200 ng/L CCV 2	QC	200	1	1.000000	1.000000
13	ic17J2223	2.95.3	20 ng/L LODV 2	QC	20	1	1.000000	1.000000
14	ic17J2224	J9J6H1AA	R7J220000-357 MB	Analyte	0	1	5.000000	5.000000
15	ic17J2225	J9J6H1AC	R7J220000-357 LCS	QC	100	1	5.000000	5.000000
16	ic17J2226	2.95.7	ICS1	QC	100	1	5.000000	5.000000
17	ic17J2230	J8G461A3	A7J090101-004	Analyte	0	1	5.000000	5.000000
18	ic17J2231	2.95.5	200 ng/L CCV 3	QC	200	1	1.000000	1.000000
19	ic17J2232	2.95.3	20 ng/L LODV 3	QC	20	1	1.000000	1.000000
20	ic17J2233	J8G5M1A3	A7J090101-007	Analyte	0	1	5.000000	5.000000
21	ic17J2234	J8G5R1A3	A7J090101-009	Analyte	0	1	5.000000	5.000000
22	ic17J2235	J8G5W1A3	A7J090101-011	Analyte	0	1	5.000000	5.000000
23	ic17J2236	J8G511A3	A7J090101-013	Analyte	0	1	5.000000	5.000000
24	ic17J2237	J8G521CC	A7J090101-014	Analyte	0	1	5.000000	5.000000
25	ic17J2238	J8G551A3	A7J090101-017	Analyte	0	1	5.000000	5.000000
26	ic17J2239	J8G571A3	A7J090101-019	Analyte	0	1	5.000000	5.000000
27	ic17J2240	2.95.1	LRB3	Analyte	0	1	5.000000	5.000000
28	ic17J2241	2.95.6	200 ng/L CCV 1	QC	200	1	1.000000	1.000000
29	ic17J2242	2.95.4	20 ng/L LODV 1	QC	20	1	1.000000	1.000000

QC Outlier Report: Field Blank

Lab Reporting Batch : A7J090101
Lab ID: STLCAN
Method/Preparation Batch : 7283043 / 7283043
Analysis Date : 10/11/2007
Client Sample ID : FWGEQUIPRINSE1-0556-GW
Preparation Date : 10/10/2007
Lab Sample ID : A7J090101014
Preparation Type : 3005A

Analysis Method : 6010B

√ Calcium	Result	Reporting Limit	Units	Lab Qual	Comments
Field Blank Result:	138	1000	ug/L	B	

Calcium contamination found in the field blank did not qualify any samples.

√ Potassium	Result	Reporting Limit	Units	Lab Qual	Comments
Field Blank Result:	114	1000	ug/L	B J	

Potassium contamination found in the field blank did not qualify any samples.

√ Acetone	Result	Reporting Limit	Units	Lab Qual	Comments
Field Blank Result:	9.4	10	ug/L	J	Common Contaminant

Acetone contamination found in the field blank did not qualify any samples.

√ Benzyl alcohol	Result	Reporting Limit	Units	Lab Qual	Comments
Field Blank Result:	1.5	5.0	ug/L	J	

Benzyl alcohol contamination found in the field blank did not qualify any samples.

√ bis(2-Ethylhexyl) phthalate	Result	Reporting Limit	Units	Lab Qual	Comments
Field Blank Result:	2.9	10	ug/L	J B	Common Contaminant

bis(2-Ethylhexyl) phthalate was qualified due to field blank contamination in the following associated samples:

Client Sample ID	Lab Sample ID	Dilution	Result	Lab Qual	Result Unit
FWGLL11mw-007C-0529-G	A7J090101016	1	4.0	J B	ug/L
FWGLL1mw-078C-0535-GW	A7J090101003	1	1.8	J B	ug/L
FWGLL1mw-083C-0537-GW	A7J090101001	1	1.7	J B	ug/L
FWGLL2mw-059C-0538-GW	A7J090101006	1	1.7	J B	ug/L
FWGLL2mw-262C-0539-GW	A7J090101008	1	1.6	J B	ug/L
FWGLL2mw-263C-0540-GW	A7J090101010	1	3.9	J B	ug/L
FWGLL3mw-238C-0541-GW	A7J090101012	1	1.4	J B	ug/L
FWGLL3mw-242C-0542-GW	A7J090101018	1	3.4	J B	ug/L

No qualifications since blank result less than 1/2 MRL dm 12/6/07

√ 2,4-Dinitrotoluene	Result	Reporting Limit	Units	Lab Qual	Comments
Field Blank Result:	0.067	0.10	ug/L	J	

2,4-Dinitrotoluene contamination found in the field blank did not qualify any samples.

QC Outlier Report: Field Blank

Lab Reporting Batch : A7J090101
Lab ID: STLCAN
Method/Preparation Batch : 7284422 / 7284422
Analysis Date : 10/31/2007
Client Sample ID : FWGEQUIPRINSE1-0556-GW
Preparation Date : 10/11/2007
Lab Sample ID : A7J090101014
Preparation Type : 3535

Analysis Method : 8330

✓ RDX	Result	Reporting Limit	Units	Lab Qual	Comments
Field Blank Result:	0.086	0.10	ug/L	J	

RDX contamination found in the field blank did not qualify any samples.

Reporting Limits Outlier Report (detected results reported below the reporting limit)

Lab Report Batch: A7J090101 **Lab ID:** STLCAN

Client Sample ID	Lab Sample ID	Analysis Method	Matrix	Analyte Name	Lab Qualifier	Result	EDD Reporting Limit	Units
FWGEQUIPRINSE1-0556-	A7J090101014	6010B	AQ	Calcium	B	138	1000	ug/L
				Potassium	B J	114	1000	ug/L
		8260B		Acetone	J	9.4	10	ug/L
		8270C		Benzyl alcohol	J	1.5	5.0	ug/L
				bis(2-Ethylhexyl) phthalate	J B	2.9	10	ug/L
		8330		2,4-Dinitrotoluene	J	0.067	0.10	ug/L
				RDX	J	0.086	0.10	ug/L
FWGLL11mw-007C-0529-	A7J090101017	6020		Zinc	B	3.9	10.0	ug/L
FWGLL11mw-007C-0529-	A7J090101016	8081A		alpha-Chordane	J	0.015	0.030	ug/L
		8270C		bis(2-Ethylhexyl) phthalate	J B	4.0	10	ug/L
FWGLL1mw-078C-0535-G	A7J090101004	6010B		Cobalt	B	1.9	5.0	ug/L
				Nickel	B	6.8	10.0	ug/L
		6020		Antimony	B	0.24	2.0	ug/L
				Thallium	B	0.33	1.0	ug/L
				Zinc	B	6.3	10.0	ug/L
		6860		Perchlorate	J	0.068	0.10	ug/L
FWGLL1mw-078C-0535-G	A7J090101003	8270C		bis(2-Ethylhexyl) phthalate	J B	1.8	10	ug/L
FWGLL1mw-083C-0537-G	A7J090101002	6010B		Copper	B	4.6	5.0	ug/L
		6020		Antimony	B	0.21	2.0	ug/L
				Beryllium	B	0.24	1.0	ug/L
		6860		Perchlorate	J	0.025	0.10	ug/L
FWGLL1mw-083C-0537-G	A7J090101001	8270C		2,4-Dinitrotoluene	J	3.6	5.0	ug/L
				2,6-Dinitrotoluene	J	1.6	5.0	ug/L
				bis(2-Ethylhexyl) phthalate	J B	1.7	10	ug/L
		8330		RDX	J	0.56	1.0	ug/L
FWGLL2mw-059C-0538-G	A7J090101007	6010B		Barium	B	5.4	10.0	ug/L
				Nickel	B	5.9	10.0	ug/L
				Potassium	B J	748	1000	ug/L
		6020		Aluminum	B	10.7	50.0	ug/L
				Zinc	B	6.8	10.0	ug/L
		6860		Perchlorate	J	0.012	0.10	ug/L
FWGLL2mw-059C-0538-G	A7J090101006	8081A		beta-BHC	J	0.021	0.030	ug/L
		8270C		2,4-Dinitrotoluene	J	0.64	5.0	ug/L
				bis(2-Ethylhexyl) phthalate	J B	1.7	10	ug/L
		8330		2,4,6-TNT	J	0.080	0.11	ug/L
FWGLL2mw-262C-0539-G	A7J090101009	6020		Zinc	B	4.9	10.0	ug/L

Reporting Limits Outlier Report (detected results reported below the reporting limit)

Lab Report Batch: A7J090101 **Lab ID:** STLCAN

Client Sample ID	Lab Sample ID	Analysis Method	Matrix	Analyte Name	Lab Qualifier	Result	EDD Reporting Limit	Units
FWGLL2mw-262C-0539-G	A7J090101009	6860	AQ	Perchlorate	J	0.061	0.10	ug/L
FWGLL2mw-262C-0539-G	A7J090101008	8081A		beta-BHC	J	0.011	0.030	ug/L
		8270C		bis(2-Ethylhexyl) phthalate	J B	1.6	10	ug/L
FWGLL2mw-263C-0540-G	A7J090101011	6010B		Cobalt	B	2.9	5.0	ug/L
				Nickel	B	7.0	10.0	ug/L
				Potassium	B J	822	1000	ug/L
		6020		Zinc	B	2.8	10.0	ug/L
FWGLL2mw-263C-0540-G	A7J090101010	8081A		beta-BHC	J	0.0070	0.030	ug/L
		8270C		bis(2-Ethylhexyl) phthalate	J B	3.9	10	ug/L
FWGLL3mw-238C-0541-G	A7J090101013	6010B		Barium	B	6.7	10.0	ug/L
				Manganese	B	1.9	10.0	ug/L
		6020		Aluminum	B	16.5	50.0	ug/L
				Zinc	B	4.1	10.0	ug/L
FWGLL3mw-238C-0541-G	A7J090101012	8270C		bis(2-Ethylhexyl) phthalate	J B	1.4	10	ug/L
FWGLL3mw-242C-0542-G	A7J090101019	6010B		Barium	B	4.3	10.0	ug/L
		6020		Aluminum	B	16.2	50.0	ug/L
				Zinc	B	4.5	10.0	ug/L
		6860		Perchlorate	J	0.0099	0.10	ug/L
FWGLL3mw-242C-0542-G	A7J090101018	8081A		alpha-Chordane	J	0.012	0.030	ug/L
		8260B		Carbon disulfide	J	0.58	1.0	ug/L
		8270C		bis(2-Ethylhexyl) phthalate	J B	3.4	10	ug/L
FWGTEAM1-TRIP	A7J090101020	8260B		Acetone	J	4.0	10	ug/L
				Methylene chloride	J	0.66	2.0	ug/L
FWGTEAM2-TRIP	A7J090101015			Acetone	J	3.6	10	ug/L
				Methylene chloride	J	0.69	2.0	ug/L
FWGTeam3-TRIP	A7J090101005			Acetone	J	4.0	10	ug/L
				Methylene chloride	J	0.53	2.0	ug/L

QC Outlier Report: Non-Qualified Outliers for Reporting Limits
(Sample is non-detect but reported result exceeds project requirements for reporting limit)

Lab Report Batch: A7J090101 **Lab ID:** STLCAN

Client Sample ID	Lab Sample ID	Analysis Method	Matrix	Analyte Name	Lab Qualifier	Result	Reporting Limit Criteria*	Units
FWGEQUIPRINSE1-0556-	A7J090101014	6010B	AQ	Magnesium	U	1000	100.00	ug/L
				Sodium	U	1000	200.00	ug/L
		8330		2-Nitrotoluene	U	0.52	0.21	ug/L
				3-Nitrotoluene	U	0.52	0.21	ug/L
				4-Nitrotoluene	U	0.52	0.21	ug/L
FWGLL11mw-007C-0529-	A7J090101016	8330	AQ	2-Nitrotoluene	U	0.48	0.19	ug/L
				3-Nitrotoluene	U	0.48	0.19	ug/L
				4-Nitrotoluene	U	0.48	0.19	ug/L
FWGLL1mw-078C-0535-G	A7J090101003	8330	AQ	2-Nitrotoluene	U	0.50	0.20	ug/L
				3-Nitrotoluene	U	0.50	0.20	ug/L
				4-Nitrotoluene	U	0.50	0.20	ug/L
FWGLL1mw-083C-0537-G	A7J090101001	8330	AQ	2-Nitrotoluene	U	5.1	2.02	ug/L
				3-Nitrotoluene	U	5.1	2.02	ug/L
				4-Nitrotoluene	U	5.1	2.02	ug/L
FWGLL2mw-059C-0538-G	A7J090101006	8330	AQ	2-Nitrotoluene	U	0.56	0.22	ug/L
				3-Nitrotoluene	U	0.56	0.22	ug/L
				4-Nitrotoluene	U	0.56	0.22	ug/L
FWGLL2mw-262C-0539-G	A7J090101008	8330	AQ	2-Nitrotoluene	U	0.57	0.23	ug/L
				3-Nitrotoluene	U	0.57	0.23	ug/L
				4-Nitrotoluene	U	0.57	0.23	ug/L
FWGLL2mw-263C-0540-G	A7J090101010	8330	AQ	2,4-Dinitrotoluene	U	0.11	0.11	ug/L
				2,6-Dinitrotoluene	U	0.11	0.11	ug/L
				2-Nitrotoluene	U	0.54	0.22	ug/L
				3-Nitrotoluene	U	0.54	0.22	ug/L
				4-Nitrotoluene	U	0.54	0.22	ug/L
FWGLL3mw-238C-0541-G	A7J090101012	8330	AQ	2-Nitrotoluene	U	28	11.25	ug/L
				3-Nitrotoluene	U	28	11.25	ug/L
				4-Nitrotoluene	U	28	11.25	ug/L

* Reporting Limit Criteria = (Dilution Factor) * (Reporting Limit from the reference project library) * (Percent Moisture Correction)
Percent Moisture Correction:
Soil: 100 / (100 - Percent Moisture)
Water: 1

Project Number and Name: **030240.0005 - Ravenna GW**

QC Outlier Report: Non-Qualified Outliers for Reporting Limits
(Sample is non-detect but reported result exceeds project requirements for reporting limit)

Lab Report Batch: A7J090101 **Lab ID:** STLCAN

Client Sample ID	Lab Sample ID	Analysis Method	Matrix	Analyte Name	Lab Qualifier	Result	Reporting Limit Criteria*	Units
FWGLL3mw-242C-0542-G	A7J090101018	8330	AQ	2-Nitrotoluene	U	0.48	0.19	ug/L
				3-Nitrotoluene	U	0.48	0.19	ug/L
				4-Nitrotoluene	U	0.48	0.19	ug/L

* Reporting Limit Criteria = (Dilution Factor) * (Reporting Limit from the reference project library) * (Percent Moisture Correction)
Percent Moisture Correction:
Soil: 100 / (100 - Percent Moisture)
Water: 1

Project Number and Name: **030240.0005 - Ravenna GW**

Technical Completeness Report

Project No. / Name : *030240.0005 / Ravenna GW*

Analytical Method	Total Number of Analytes	Number of Rejects	Percent Completeness
353.2 Modified	9	0	100.0
6010B	135	0	100.0
6020	63	0	100.0
6860	9	0	100.0
7470A	9	0	100.0
8081A	189	0	100.0
8082	63	0	100.0
8260B	468	0	100.0
8270C	594	18	97.0
8330	144	20	86.1
9012A	9	9	0.0
SW8330 Modified	9	0	100.0
Total	***1701***	***47***	***97.2***

Note:

$$\text{Percent Completeness} = \frac{\text{Number of Useable Results}}{\text{Number of Reported Results}} * 100\ \%$$

[Useable results are qualified but not Rejected data]

Data Verification Summary

Site: Ravenna Army Ammunition Plant
Sampling Event: October 2007
STL Sample Delivery Group: A7J100103
COC#: 117227, 117218, 117224

Date: January 15, 2008
Revision: 1

Data Validator: Heather Medley/Environmental Quality Management, Inc. (EQM, Inc.)

QA/QC Summary

On October 8, 2007 and October 9, 2007 the following samples were collected from groundwater-monitoring wells at Ravenna Army Ammunition Plant and analyzed as part of SDG A7J100103.

Field Sample ID	Analytes	Method
FWGLL11mw-002c-0528-GW	VOCs	SW846 8260B
FWGLL11mw-DUP4-0554-GW	SVOCs	SW846 8270C
FWGRQLmw-008c-0546-GW	Pesticides	SW846 8081A
FWGCBPmw-007c-0524-GW	PCBs	SW846 8082
FWGEQUIPRinse2-0557-GW	Explosives	SW846 8330
FWGCBP-006c-0523-GW	Nitroguanidine	SW846 8330 modified
FWGLL4mw-198c-0543-GW	Nitrocellulose	EPA 353.2 modified
FWGLL4mw-199c-0544-GW	Cyanide	SW846 9012A
FWGLL1mw-080c-0536-GW		
FWGRQLmw-009c-0547-GW		
FWGRQLmw-DUP3-0553-GW		
FWGRQLmw-007c-0545-GW		
FWGLL11mw-002c-0528-GF	TAL23 Metals	SW846 6010B/6020/7470A
FWGLL11mw-DUP4-0554-GF	Perchlorate	SW846 6860
FWGRQLmw-008c-0546-GF		
FWGLL12mw-183c-0532-GF		
FWGLL12mw-DUP2-0552-GF		
FWGCBPmw-007c-0524-GF		
FWGEQUIPRinse2-0557-GW		
FWGCBP-006c-0523-GF		
FWGLL4mw-198c-0543-GF		
FWGLL4mw-199c-0544-GF		
FWGLL1mw-080c-0536-GF		
FWGRQLmw-009c-0547-GF		
FWGRQLmw-DUP3-0553-GF		
FWGRQLmw-007c-0545-GF		
FWGLL12mw-182c-0531-GF		
FWGLL12mw-153c-0530-GF		
FWGTeam1-Trip	VOCs	SW846 8260B
FWGTeam2-Trip		
FWGTeam3-Trip		

Data Verification Summary

Site: Ravenna Army Ammunition Plant
Sampling Event: October 2007
STL Sample Delivery Group: A7J100103
COC#: 117227, 117218, 117224

Date: January 15, 2008
Revision: 1

Field Sample ID	Analytes	Method
FWGLL12mw-183c-0532-GW	VOCs	SW846 8260B
FWGLL12mw-DUP2-0552-GW	SVOCs	SW846 8270C
FWGLL12mw-182c-0531-GW	Pesticides	SW846 8081A
FWGLL12mw-153c-0530-GW	PCBs	SW846 8082
	Explosives	SW846 8330
	Nitroguanidine	SW846 8330 modified
	Nitrocellulose	EPA 353.2 modified
	Cyanide	SW846 9012A
	Nitrate/nitrite	EPA 353.2

The data presented in this report were evaluated according to the *Final Quality Assurance Project Plan Addendum for the Facility-Wide Groundwater Monitoring Program Ravenna Army Ammunition Plant Ravenna, OH, Portage Environmental, September 2004.* The following documents will be used as needed to supplement the project documentation: *Louisville Chemistry Guidelines, USACE, June 2002 version 5, EPA National Functional Guidelines (NFG) for Organic Data Review, EPA-540/R-99-008, October 1999, NFG for Inorganic Data Review, EPA-540/R-04-004, October 2004*, Analytical Methods, and Laboratory Standard Operating Procedures. These objectives represent accuracy and precision performance goals for each analytical method.

Nineteen coolers were received at the lab. The coolers were received within acceptable National Environmental Laboratory Accreditation (NELAC) criteria of 0-6°C.

The completeness objective for the project was 90%. The completeness objective was met for this SDG, 97.8%. Limitations, if any, on the data are indicated with qualifiers detailed below.

SUMMARY OF QUALIFICATIONS AND QC OUTLIERS:

Sample ID	Method	Analyte	Concentration (µg/L)	Flag	Reason
FWGCBPmw-006c-0523-GF	6010B	Cobalt	17.4	J	Lab duplicate RPD was above control limits
		Vanadium	37.7	J	
		Silver	5.0	R	MRL check recovered below 65%
	6020	Antimony	0.14	J	Result was between the MDL and RL.
FWGCBPmw-006c-0523-GW	8270C	Benzoic acid	10	R	LCS recovered below 30%.
		Hexachlorocyclopentadiene	10	R	
		Bis(2-ethylhexyl)phthalate	0.91	J	Result was between the MDL and RL.

Data Verification Summary

Site: Ravenna Army Ammunition Plant
Sampling Event: October 2007
STL Sample Delivery Group: A7J100103
COC#: 117227, 117218, 117224

Date: January 15, 2008
Revision: 1

Sample ID	Method	Analyte	Concentration (µg/L)	Flag	Reason
FWGCBPmw-006c-0523-GW	8270C	2,4-Dinitrophenol	5.0	R	MRL Check recovered below 50%;
		4,6-Dinitro-2-methylphenol	5.0	UJ	MRL Check recovered below control limits;
		Pentachlorophenol	5.0	UJ	
	353.3 mod	Nitrocellulose	0.50 mg/L	UJ	MS/MSD RPD was above control limits
	8081A	All analytes EXCEPT Endosulfan I and 4,4'-DDD	Various	UJ	Surrogate recovery was below control limits
		Endosulfan I	0.025	UJ	LCS and surrogate recoveries were below control limits
		4,4'-DDD	0.030	UJ	MRL check and Surrogate recoveries were below control limits;
	8082	All Aroclors	0.50	UJ	Surrogate recovery was below control limits
FWGCBPmw-007c-0524-GF	6010B	Cobalt	2.9	J	Lab duplicate RPD was above control limits; Result was between the MDL and RL.
		Nickel	4.5	J	Result was between the MDL and RL.
		Silver	5.0	R	MRL check recovered below 65%
	6020	Zinc	2.5	J	Result was between the MDL and RL.
FWGCBPmw-007c-0524-GW	8330	HMX	0.053	J	Results were between the MDL and RL.
		Nitrobenzene	0.071	J	
	353.3 mod	Nitrocellulose	0.50 mg/L	UJ	MS/MSD RPD was above control limits
	8270C	Benzoic acid	10	R	LCS recovered below 30%.
		Hexachlorocyclopentadiene	10	R	
		Bis(2-ethylhexyl)phthalate	1.2	J	Result was between the MDL and RL.
		2,4-Dinitrophenol	5.0	R	MRL Check recovered below 50%;
		4,6-Dinitro-2-methylphenol	5.0	UJ	MRL Check recovered below control limits;
		Pentachlorophenol	5.0	UJ	
	8081A	Endosulfan I	0.025	UJ	LCS recovered below control limits;

Data Verification Summary

Site: Ravenna Army Ammunition Plant
Sampling Event: October 2007
STL Sample Delivery Group: A7J100103
COC#: 117227, 117218, 117224

Date: January 15, 2008
Revision: 1

Sample ID	Method	Analyte	Concentration (µg/L)	Flag	Reason
FWGCBPmw-007c-0524-GW	8081A	4,4'-DDD	0.030	UJ	MRL check recovered below control limits
	8260B	Carbon disulfide	0.52	J	Result was between the MDL and RL.
FWGEQUIPRinse 2-0557-GW	8081A	4,4'-DDD	0.030	UJ	MRL check recovered below control limits
		Endosulfan I	0.025	UJ	LCS recovered below control limits;
	8270C	Benzoic acid	10	R	LCS recovered below 30%.
		Hexachlorocyclopentadiene	10	R	
		Dimethyl phthalate	0.60	J	Results were between the MDL and RL.
		di-n-butyl phthalate	0.87	J	
		Bis(2-ethylhexyl)phthalate	2.9	J	Result was between the MDL and RL.
		2,4-Dinitrophenol	5.0	R	MRL Check recovered below 50%;
		4,6-Dinitro-2-methylphenol	5.0	UJ	MRL Check recovered below control limits;
		Pentachlorophenol	5.0	UJ	
	353.3 mod	Nitrocellulose	0.50 mg/L	UJ	MS/MSD RPD was above control limits
	8260B	Acetone	28	J	MRL was above control limits
		2-Butanone	9.1	J	Results were between the MDL and RL.
		2-Hexanone	0.58	J	
		4-Methyl-2-pentanone	2.2	J	
		Ethylbenzene	0.19	J	
		m,p-Xylenes	0.60	J	
		o-Xylene	0.34	J	
		Total xylenes	0.94	J	
	6010B	Potassium	137	J	Result was between the MDL and RL.
		Silver	5.0	R	MRL check recovered below 65%
FWGLL11mw-002c-0528-GF	6860	Perchlorate	0.0094	J	Result was between the MDL and RL. SSCV recovered above control limits
	6010B	Nickel	3.7	J	Result was between the MDL and RL.

Data Verification Summary

Site: Ravenna Army Ammunition Plant
Sampling Event: October 2007
STL Sample Delivery Group: A7J100103
COC#: 117227, 117218, 117224

Date: January 15, 2008
Revision: 1

Sample ID	Method	Analyte	Concentration (µg/L)	Flag	Reason
FWGLL11mw-002c-0528-GF	6010B	Vanadium	1.3	J	Lab and Field duplicate RPDs were above control limits; Result was between the MDL and RL;
		Silver	5.0	R	MRL check recovered below 65%
	6020	Aluminum	556	J	CCV recovered above control limits; field duplicate RPD was above control limits
		Antimony	0.28	J	Field duplicate RPD was above control limits; Result was between the MDL and RL.
		Cadmium	0.18	J	
		Iron	1310	J	Field duplicate RPD was above control limits
FWGLL11mw-002c-0528-GW	8330	Nitrobenzene	0.099	UJ	Field duplicate RPD was above control limits
	353.3 mod	Nitrocellulose	0.50 mg/L	UJ	MS/MSD RPD was above control limits
	8270C	Benzoic acid	10	R	LCS recovered below 30%.
		Hexachlorocyclopentadiene	10	R	
		2,4-Dinitrophenol	5.0	R	MRL Check recovered below 50%;
		4,6-Dinitro-2-methylphenol	5.0	UJ	MRL Check recovered below control limits;
		Pentachlorophenol	5.0	UJ	
	8081A	All analytes EXCEPT Endosulfan I and 4,4'-DDD	Various	UJ	Surrogate recovery was below control limits
		Endosulfan I	0.025	UJ	LCS and surrogate recoveries were below control limits;
		4,4'-DDD	0.030	UJ	MRL check and Surrogate recoveries were below control limits;
	8082	All Aroclors	0.50	UJ	Surrogate recovery was below control limits
FWGLL11mw-DUP4-0554-GF	6860	Perchlorate	0.0088	J	Result was between the MDL and RL. SSCV recovered above control limits

Data Verification Summary

Site: Ravenna Army Ammunition Plant
Sampling Event: October 2007
STL Sample Delivery Group: A7J100103
COC#: 117227, 117218, 117224

Date: January 15, 2008
Revision: 1

Sample ID	Method	Analyte	Concentration (µg/L)	Flag	Reason
FWGLL11mw-DUP4-0554-GF	6010B	Nickel	4.2	J	Result was between the MDL and RL.
		Vanadium	2.0	J	Lab and Field duplicate RPDs were above control limits; Result was between the MDL and RL;
		Silver	5.0	R	MRL check recovered below 65%
	6020	Aluminum	864	J	Field duplicate RPD was above control limits
		Cadmium	0.12	J	Field duplicate RPD was above control limits; Result was between the MDL and RL.
		Iron	1810	J	Field duplicate RPD was above control limits
FWGLL11mw-DUP4-0554-GW	8330	Nitrobenzene	0.057	J	Field duplicate RPD was above control limits; Result was between the MDL and RL.
	353.3 mod	Nitrocellulose	0.50 mg/L	UJ	MS/MSD RPD was above control limits
	8270C	Benzoic acid	10	R	LCS recovered below 30%.
		Hexachlorocyclopentadiene	10	R	
		2,4-Dinitrophenol	5.0	R	MRL Check recovered below 50%;
		4,6-Dinitro-2-methylphenol	5.0	UJ	MRL Check recovered below control limits;
		Pentachlorophenol	5.0	UJ	
	8081A	Endosulfan I	0.025	UJ	LCS recovered below control limits;
		4,4'-DDD	0.030	UJ	MRL check recovered below control limits
FWGLL12mw-153c-0530-GW	8330	HMX	0.052	J	Results were between the MDL and RL.
	353.2	Nitrate/Nitrite	0.02 mg/L	J	
	353.3 mod	Nitrocellulose	0.50 mg/L	UJ	MS/MSD RPD was above control limits
	8270C	Benzoic acid	10	R	LCS recovered below 30%.
		Hexachlorocyclopentadiene	10	R	
		2,4-Dinitrophenol	5.0	R	MRL Check recovered below 50%;
		4,6-Dinitro-2-methylphenol	5.0	UJ	MRL Check recovered below control limits;
		Pentachlorophenol	5.0	UJ	

Data Verification Summary

Site: Ravenna Army Ammunition Plant
Sampling Event: October 2007
STL Sample Delivery Group: A7J100103
COC#: 117227, 117218, 117224

Date: January 15, 2008
Revision: 1

Sample ID	Method	Analyte	Concentration (µg/L)	Flag	Reason
FWGLL12mw-153c-0530-GW	8081A	Endosulfan I	0.025	UJ	LCS recovered below control limits;
		4,4'-DDD	0.030	UJ	MRL check recovered below control limits
		Beta-BHC	0.010	J	Result was between the MDL and RL.
	9012A	Cyanide	0.010 mg/L	R	MRL Check recovered below 65%
	6010B	Silver	5.0	R	MRL check recovered below 65%
	6020	Antimony	0.22	J	Results were between the MDL and RL.
		Zinc	6.2	J	
FWGLL12w-182c-0531-GF	6010B	Silver	5.0	R	MRL check recovered below 65%
	6020	Zinc	3.1	J	Result was between the MDL and RL.
FWGLL12w-182c-0531-GW	8330	HMX	0.066	J	Result was between the MDL and RL.
	353.3 mod	Nitrocellulose	0.50 mg/L	UJ	MS/MSD RPD was above control limits
	8270C	Benzoic acid	10	R	LCS recovered below 30%; MS and MSD recovered below control limits
		Hexachlorocyclopentadiene	10	R	
		2,4-Dinitrophenol	5.0	R	MRL Check recovered below 50%;
		4,6-Dinitro-2-methylphenol	5.0	UJ	MRL Check recovered below control limits;
		Pentachlorophenol	5.0	UJ	
		Bis(2-ethylhexyl)phthalate	3.0	J	Result was between the MDL and RL.
	8081A	Endosulfan I	0.025	UJ	LCS and surrogate recoveries were below control limits;
		4,4'-DDD	0.030	UJ	MRL check and Surrogate recoveries were below control limits;
		Beta-BHC	0.019	J	Result was between the MDL and RL; surrogate recovery was below control limits
		Methoxychlor	0.010	J	

Data Verification Summary

Site: Ravenna Army Ammunition Plant
Sampling Event: October 2007
STL Sample Delivery Group: A7J100103
COC#: 117227, 117218, 117224

Date: January 15, 2008
Revision: 1

Sample ID	Method	Analyte	Concentration (µg/L)	Flag	Reason
FWGLL12w-182c-0531-GW	8081A	All analytes EXCEPT	Various	UJ	Surrogate recovery was below control limits
	8082	All Aroclors	0.50	UJ	Surrogate recovery was below control limits
	9012A	Cyanide	0.010 mg/L	R	MRL Check recovered below 65%
FWGLL12w-183c-0532-GF	6010B	Chromium	5.6	J	Lab and field duplicate RPDs were above control limits;
		Silver	5.0	R	MRL check recovered below 65%
		Nickel	5.1	J	Lab and field duplicate RPDs were above control limits; Result was between the MDL and RL.
	6020	Antimony	0.23	J	
		Zinc	3.9	J	Result was between the MDL and RL.
FWGLL12w-183c-0532-GW	353.3 mod	Nitrocellulose	0.50 mg/L	UJ	MS/MSD RPD was above control limits
	353.2	Nitrate/Nitrite	0.02 mg/L	J	Result was between the MDL and RL
	8270C	Benzoic acid	10	R	LCS recovered below 30%;
		Hexachlorocyclopentadiene	10	R	
		2,4-Dinitrophenol	5.0	R	MRL Check recovered below 50%;
		4,6-Dinitro-2-methylphenol	5.0	UJ	MRL Check recovered below control limits;
		Pentachlorophenol	5.0	UJ	
		Bis(2-ethylhexyl)phthalate	10	UJ	Field duplicate RPD was above control limits
	8081A	Endosulfan I	0.025	UJ	LCS recovered below control limits;
		4,4'-DDD	0.030	UJ	MRL check recovered below control limits
	8260B	Carbon disulfide	0.47	J	Result was between the MDL and RL.
	9012A	Cyanide	0.010 mg/L	R	MRL Check recovered below 65%
FWGLL12w-DUP2-0552-GF	6010B	Silver	5.0	R	MRL check recovered below 65%

Data Verification Summary

Site: Ravenna Army Ammunition Plant
Sampling Event: October 2007
STL Sample Delivery Group: A7J100103
COC#: 117227, 117218, 117224

Date: January 15, 2008
Revision: 1

Sample ID	Method	Analyte	Concentration (µg/L)	Flag	Reason
FWGLL12w-DUP2-0552-GF	6020	Antimony	0.16	J	Field duplicate RPD was above control limits; Result was between the MDL and RL.
		Zinc	4.0	J	Result was between the MDL and RL.
FWGLL12w-DUP2-0552-GW	353.3 mod	Nitrocellulose	0.50 mg/L	UJ	MS/MSD RPD was above control limits
	353.2	Nitrate/Nitrite	0.02 mg/L	J	Result was between the MDL and RL
	8270C	Benzoic acid	10	R	LCS recovered below 30%;
		Hexachlorocyclopentadiene	10	R	
		2,4-Dinitrophenol	5.0	R	MRL Check recovered below 50%;
		4,6-Dinitro-2-methylphenol	5.0	UJ	MRL Check recovered below control limits;
		Pentachlorophenol	5.0	UJ	
		Bis(2-ethylhexyl)phthalate	5.6	J	Field duplicate RPD was above control limits; Result was between the MDL and RL.
	8081A	Endosulfan I	0.025	UJ	LCS recovered below control limits;
		4,4'-DDD	0.030	UJ	MRL check recovered below control limits
	8260B	Carbon disulfide	0.43	J	Result was between the MDL and RL.
FWGLL1mw-080c-0536-GF	6860	Perchlorate	0.012	J	Result was between the MDL and RL. SSCV recovered above control limits
	6010B	Silver	5.0	R	MRL check recovered below 65%
		Nickel	4.8	J	Results were between the MDL and RL.
	6020	Zinc	3.9	J	
FWGLL1mw-080c-0536-GW	353.3 mod	Nitrocellulose	0.50 mg/L	UJ	MS/MSD RPD was above control limits
	8330	2,4-Dinitrotoluene	0.45	J	Results were between the MDL and RL.
		2,6-Dinitrotoluene	0.49	J	

Data Verification Summary

Site: Ravenna Army Ammunition Plant
Sampling Event: October 2007
STL Sample Delivery Group: A7J100103
COC#: 117227, 117218, 117224

Date: January 15, 2008
Revision: 1

Sample ID	Method	Analyte	Concentration (µg/L)	Flag	Reason
FWGLL1mw-080c-0536-GW	8270C	Benzoic acid	10	R	LCS recovered below 30%; Surrogates recovered below control limits
		Hexachlorocyclopentadiene	10	R	
		2,4-Dinitrophenol	5.0	R	MRL Check recovered below 50%; Surrogates recovered below control limits
		4,6-Dinitro-2-methylphenol	5.0	UJ	MRL Check and surrogates recovered below control limits;
		Pentachlorophenol	5.0	UJ	
		All other analytes	Various	UJ	Surrogates recovered below control limits
		Bis(2-ethylhexyl)phthalate	5.6	J	Field duplicate RPD was above control limits; Result was between the MDL and RL.
	8081A	Endosulfan I	0.025	UJ	LCS recovered below control limits;
		4,4'-DDD	0.030	UJ	MRL check recovered below control limits
		Beta-BHC	0.022	J	Results were between the MDL and RL.
	8260B	Toluene	0.22	J	
FWGLL4mw-198c-0543-GF	6010B	Silver	5.0	R	MRL check recovered below 65%
	6020	Aluminum	22	J	Result was between the MDL and RL.
FWGLL4mw-198c-0543-GW	353.3 mod	Nitrocellulose	0.50 mg/L	UJ	MS/MSD RPD was above control limits
	8270C	Benzoic acid	10	R	LCS recovered below 30%;
		Hexachlorocyclopentadiene	10	R	
		2,4-Dinitrophenol	5.0	R	MRL Check recovered below 50%;
		4,6-Dinitro-2-methylphenol	5.0	UJ	MRL Check recovered below control limits;
		Pentachlorophenol	5.0	UJ	
	8081A	Endosulfan I	0.025	UJ	LCS and surrogate recoveries were below control limits;

Data Verification Summary

Site: Ravenna Army Ammunition Plant
Sampling Event: October 2007
STL Sample Delivery Group: A7J100103
COC#: 117227, 117218, 117224

Date: January 15, 2008
Revision: 1

Sample ID	Method	Analyte	Concentration (µg/L)	Flag	Reason
FWGLL4mw-198c-0543-GW	8081A	4,4'-DDD	0.030	UJ	MRL check and Surrogate recoveries were below control limits;
		All analytes EXCEPT Endosulfan I and 4,4'-DDD	Various	UJ	Surrogate recovery was below control limits
	8082	All Aroclors	0.50	UJ	Surrogate recovery was below control limits
FWGLL4mw-199c-0544-GF	6010B	Silver	5.0	R	MRL check recovered below 65%
	6020	Aluminum	12.4	J	Results were between the MDL and RL.
		Zinc	4.9	J	
FWGLL4mw-199c-0544-GW	353.3 mod	Nitrocellulose	0.50 mg/L	UJ	MS/MSD RPD was above control limits
	8270C	Benzoic acid	10	R	LCS recovered below 30%;
		Hexachlorocyclopentadiene	10	R	
		2,4-Dinitrophenol	5.0	R	MRL Check recovered below 50%;
		4,6-Dinitro-2-methylphenol	5.0	UJ	MRL Check recovered below control limits;
		Pentachlorophenol	5.0	UJ	
		Bis(2-ethylhexyl)phthalate	1.3	J	Result was between the MDL and RL.
	8081A	Endosulfan I	0.025	UJ	LCS and surrogate recoveries were below control limits
		4,4'-DDD	0.030	UJ	MRL check and Surrogate recoveries were below control limits;
		Beta-BHC	0.020	J	Result was between the MDL and RL; surrogate recovery was below control limits
		All other analytes	Various	UJ	Surrogate recovery was below control limits
FWGRQLmw-007c-0545-GF	6010B	Cobalt	6.9	J	Lab duplicate RPD was above control limits;
		Silver	5.0	R	MRL check recovered below 65%
	6020	Aluminum	15.3	J	Result was between the MDL and RL.
FWGRQLmw-007c-0545-GW	353.3 mod	Nitrocellulose	0.50 mg/L	UJ	MS/MSD RPD was above control limits

Data Verification Summary

Site: Ravenna Army Ammunition Plant
Sampling Event: October 2007
STL Sample Delivery Group: A7J100103
COC#: 117227, 117218, 117224

Date: January 15, 2008
Revision: 1

Sample ID	Method	Analyte	Concentration (µg/L)	Flag	Reason
FWGRQLmw-007c-0545-GW	8270C	Benzoic acid	10	R	LCS recovered below 30%; Surrogates recovered below control limits
		Hexachlorocyclopentadiene	10	R	
		2,4-Dinitrophenol	5.0	R	MRL Check recovered below 50%; Surrogates recovered below control limits
		4,6-Dinitro-2-methylphenol	5.0	UJ	MRL Check recovered below control limits; Surrogates recovered below control limits
		Pentachlorophenol	5.0	UJ	
		All other analytes	Various	UJ	Surrogates recovered below control limits
	8081A	Endosulfan I	0.025	UJ	LCS and surrogate recoveries were below control limits;
		4,4'-DDD	0.030	UJ	MRL check and Surrogate recoveries were below control limits;
		Beta-BHC	0.0098	J	Result was between the MDL and RL; surrogate recovery was below control limits
		All analytes EXCEPT Endosulfan I and 4,4'-DDD	Various	UJ	Surrogate recovery was below control limits
	8082	All Aroclors	0.50	UJ	Surrogate recovery was below control limits
FWGRQLmw-008c-0546-GF	6010B	Cobalt	5.3	J	Lab duplicate RPD was above control limits;
		Silver	2.2	J	Lab duplicate RPD was above control limits; Result was between the MDL and RL; MRL check recovered below 65%
		Vanadium	1.3	J	Lab duplicate RPD was above control limits; Result was between the MDL and RL.

Data Verification Summary

Site: Ravenna Army Ammunition Plant
Sampling Event: October 2007
STL Sample Delivery Group: A7J100103
COC#: 117227, 117218, 117224

Date: January 15, 2008
Revision: 1

Sample ID	Method	Analyte	Concentration (µg/L)	Flag	Reason
FWGRQLmw-008c-0546-GF	6020	Beryllium	0.77	J	Results were between the MDL and RL.
		Zinc	6.6	J	
FWGRQLmw-008c-0546-GW	353.3 mod	Nitrocellulose	0.50 mg/L	UJ	MS/MSD RPD was above control limits
	8330	1,3,5-Trinitrobenzene	0.41	J	Column confirmation RPD was greater than 40%
	8270C	Benzoic acid	10	R	LCS recovered below 30%;
		Hexachlorocyclopentadiene	10	R	
		2,4-Dinitrophenol	5.0	R	MRL Check recovered below 50%;
		4,6-Dinitro-2-methylphenol	5.0	UJ	MRL Check recovered below control limits;
		Pentachlorophenol	5.0	UJ	
	8081A	Endosulfan I	0.025	UJ	LCS, MS, MSD, and surrogate recoveries were below control limits;
		4,4'-DDD	0.030	UJ	MS, MSD, and Surrogate recoveries were below control limits; MRL check recovered below control limits
		Beta-BHC	0.035	J	Surrogate recovery was below control limits
		Methoxychlor	0.055	J	Result was between the MDL and RL; surrogate recovery was below control limits
		Toxaphene	0.64	J	
		All other analytes	Various	UJ	MS, MSD, and Surrogate recoveries were below control limits
	8082	All Aroclors	0.50	UJ	Surrogate recovery was below control limits
	8260B	Acetone	10	UJ	MS/MSD RPD was above control limits
FWGRQLmw-009c-0547-GF	6010B	Cobalt	5.4	J	Lab duplicate RPD was above control limits;
		Silver	5.0	R	MRL check recovered below 65%
		Nickel	6.0	J	Results were between the MDL and RL.
	6020	Thallium	0.15	J	

Data Verification Summary

Site: Ravenna Army Ammunition Plant
Sampling Event: October 2007
STL Sample Delivery Group: A7J100103
COC#: 117227, 117218, 117224

Date: January 15, 2008
Revision: 1

Sample ID	Method	Analyte	Concentration (µg/L)	Flag	Reason
FWGRQLmw-009c-0547-GF	6020	Zinc	3.6	J	Result was between the MDL and RL; Field duplicate RPD was above control limits.
FWGRQLmw-009c-0547-GW	353.3 mod	Nitrocellulose	0.50 mg/L	UJ	MS/MSD RPD was above control limits
	8270C	Benzoic acid	10	R	LCS recovered below 30%;
		Hexachlorocyclopentadiene	10	R	
		2,4-Dinitrophenol	5.0	R	MRL Check recovered below 50%;
		4,6-Dinitro-2-methylphenol	5.0	UJ	MRL Check recovered below control limits;
		Pentachlorophenol	5.0	UJ	
	8081A	Endosulfan I	0.025	UJ	LCS recovered below control limits;
		4,4'-DDD	0.030	UJ	MRL check recovered below control limits
		Beta-BHC	0.0092	J	Result was between the MDL and RL
	8082	All Aroclors	0.50	UJ	Surrogate recovery was below control limits
FWGRQLmw-DUP3-0553-GF	6010B	Cobalt	5.4	J	Lab duplicate RPD was above control limits;
		Silver	5.0	R	MRL check recovered below 65%
		Nickel	6.5	J	Results were between the MDL and RL.
	6020	Thallium	0.14	J	
		Zinc	2.6	UJ	Field duplicate RPD was above control limits. Result was between the MDL and RL
FWGRQLmw-DUP3-0553-GW	353.3 mod	Nitrocellulose	0.50 mg/L	UJ	MS/MSD RPD was above control limits
	8270C	Benzoic acid	10	R	LCS recovered below 30%;
		Hexachlorocyclopentadiene	10	R	
		2,4-Dinitrophenol	5.0	R	MRL Check recovered below 50%;
		4,6-Dinitro-2-methylphenol	5.0	UJ	MRL Check recovered below control limits;
		Pentachlorophenol	5.0	UJ	
	8081A	Endosulfan I	0.025	UJ	LCS recovered below control limits;

Data Verification Summary

Site: Ravenna Army Ammunition Plant
Sampling Event: October 2007
STL Sample Delivery Group: A7J100103
COC#: 117227, 117218, 117224

Date: January 15, 2008
Revision: 1

Sample ID	Method	Analyte	Concentration (µg/L)	Flag	Reason
FWGRQLmw-DUP3-0553-GW	8081A	4,4'-DDD	0.030	UJ	MRL check recovered below control limits
		Beta-BHC	0.011	J	Result was between the MDL and RL
FWGTeam1-Trip	8260B	Acetone	4.4	J	Result was between the MDL and RL; MRL check recovered above control limits
		Methylene chloride	0.65	J	Result was between the MDL and RL
FWGTeam2-Trip	8260B	Acetone	3.9	J	Result was between the MDL and RL; MRL check recovered above control limits
		Methylene chloride	0.57	J	Result was between the MDL and RL
FWGTeam3-Trip	8260B	Acetone	3.2	J	Result was between the MDL and RL; MRL check recovered above control limits
		Methylene chloride	0.62	J	Result was between the MDL and RL

J = Analyte concentration is considered an estimated value.
MDL = Method Detection Limit
RL = reporting limit
MRL = Method Reporting Limit
RPD = Relative Percent Difference
CCV = Continuing Calibration Verification
U = Analyte is not detected.
R = Result is non-usable
LCS = Laboratory Control Sample
MS/MSD = Matrix Spike/Matrix Spike Duplicate
%D = Percent Difference
SSCV = Second source calibration verification

FWGLL1mw-DUP4-0554-GW was the field duplicate of FWGLL11mw-002c-0528-GW.
FWGLL12mw-DUP2-0552-GW was the field duplicate of FWGLL12mw-183c-0532-GW.
FWGRQLmw-DUP1-0553-GW was the field duplicate of FWGRQLmw-009c-0547-GW.

VOAs - 8260B

The following QC criteria were reviewed with acceptable results:

- Holding times, preservation, sample handling
- Tuning criteria
- Initial Calibration Criteria including SPCC and CCC compounds
- Internal standard area counts and retention times
- ICV criteria
- MDL verification criteria

- Method blank was free from contamination
- LCS recovery criteria
- Surrogate recoveries
- Field Duplicate RPD criteria

Opening MRL on 10/15 had Acetone %R at 148.2%. The closing MRL had Acetone %R at 144%. Samples FWGTeam1-Trip and FWGEQUIPRinse2-0557-GW had Acetone detected. The results were qualified estimated "J".

Closing MRL on 10/16 had Acetone %R at 174.4%. Samples FWGTeam2-Trip and FWGTeam3-Trip had acetone detected. The results were qualified estimated "J".

Opening MRL on 10/17 had Acetone %R at 155.2%. The closing MRL had Acetone %R at 134.1%. There were no detected results; therefore no qualifications were made.

Batch 7289353 CCV had Acetone %D at -25.04799 (greater than pos 20%D). The average %D was 5.7%; therefore no qualifications were made.

Batch 7291329 CCV had Acetone %D at –27.64314 (greater than pos 20%D). The average %D was 5.8%; therefore no qualifications were made.

Three trip blanks and one Equipment Rinse (FWGEQUIPRinse2-0557-GW) were collected on 10/9/07. Equipment Rinse, FWGEQUIPRinse1-0556-GW, was collected on 10/8/07 and was crossed-applied to the samples collected on 10/8/07.

FWGTeam3-Trip had methylene chloride detected at 0.62 ug/L and acetone detected at 3.2 ug/L. There were no qualifications made because the contamination was less than ½ the MRL (10 ppb).

FWGTeam2-Trip had methylene chloride detected at 0.57 ug/L and acetone detected at 3.9ug/L. There were no qualifications made because the contamination was less than ½ the MRL (10 ppb).

FWGEQUIPRinse1-0556-GW had Acetone detected at 9.4ug/L. There were no detected results therefore no qualifications were made.

FWGEQUIPRinse2-0557-GW had o-xylene detected at 0.34 ug/L (RL of 1.0 ug/L), m,p-xylene detected at 0.60 ug/L (RL of 2.0 ug/L), Acetone detected at 28 ug/L (RL of 10 ug/L), 2-butanone detected at 9.1 ug/L (RL of 10 ug/L), 4-methyl-2-pentanone detected at 2.2 ug/L (RL of 10 ug/L), 2-Hexanone detected at 0.58 ug/L (RL of 10 ug/L), Toluene detected at 1.0 ug/L (RL of 1.0 ug/L), and ethylbenzene detected at 0.19 ug/L (RL of 1.0 ug/L). There were no detected results therefore no qualifications were made.

FWGTeam1-Trip had methylene chloride detected at 0.65 ug/L and acetone detected at 4.4 ug/L. There were no qualifications made because the contamination was less than ½ the MRL (10 ppb).

The parent MS/MSD sample in Batch 7288176 was from SDG A7J090101. Non-target compound 1,2,4-Trichlorobenzene MS/MSD RPD (24%) was above control limits (20%). No qualifications were made.

Sample FWGRQLmw-008c-0546-GW was the parent MS/MSD sample in Batch 7289353. Non-target compound dichlorodiflouromethane recovered below control limits in the MS (59%) and MSD (53%). No qualifications were made. Target compound Acetone MS/MSD RPD (26%) was above control limits. There were MRL check failures. The parent sample result was qualified "J" estimated.

The parent MS/MSD samples in Batch 7291329 were from SDG A7J110121 and FWGLL12mw-182c-0531-GW. Non-target compound dichlorodifluoromethane recover below control limits in the MS (38%, 39%) and MSD (36%, 36%), respectively. No qualifications were made. Target compounds Chloromethane MSD (69%) and Vinyl chloride (69%) recovered below control limits. There were no other QC outliers therefore no qualifications were made.

SVOCs- 8270C

The following QC criteria were reviewed with acceptable results:

- Holding times, preservation, sample handling
- Tuning criteria
- Initial Calibration criteria including CCC and SPCC compounds
- ICV and CCV criteria
- Internal standard area counts and retention times

MDL verification check data was not provided. No qualifications were made since an evaluation could not be completed.

Closing MRL had 2,4-Dinitrophenol %R at 40.8%, 4,6-Dinitro-2-methyphenol %R at 53.7%, and Pentachlorophenol %R at 56.3%; All 4,6-dinitro-2-methyphenol and pentachlorophenol results were qualified estimated "UJ" for non-detected results and "J" for detected results. All 2,4-Dinitrophenol results were qualified non-usable "R".

The method blank had bis(2-ethylhexyl)phthalate was detected at 3.2ug/L; RL was 10 ug/L. No qualifications were made since the result was less than ½ the MRL.

One Equipment Rinse (FWGEQUIPRinse2-0557-GW) was collected on 10/9/07. Equipment Rinse, FWGEQUIPRinse1-0556-GW, was collected on 10/8/07 and was crossed-applied to the samples collected on 10/8/07.

FWGEQUIPRinse1-0556-GW Benzyl alcohol was detected at 1.5 ug/L; RL was 5.0 ug/L. Bis(2-ethylhexyl)phthalate was detected at 2.9; RL was 10 ug/L. No qualifications were made since the result was less than ½ the MRL.

FWGEQUIPRinse2-0557-GW Benzyl alcohol was detected at 9.6ug/L; RL was 5.0 ug/L. Naphthalene was detected at 0.43 ug/L; RL was 0.20 ug/L. Dimethyl phthalate was detected at 0.60 ug/L; RL was 1.0 ug/L. Diethyl phthalate was detected at 5.7 ug/L; RL was 1.0 ug/L. Di-n-butyl phthalate was detected at 0.87 ug/L; RL was 1.0 ug/L. There were no detected results therefore no qualifications were made.

The LCS had Benzoic acid recovered at 13%, control limits 30-136. Hexachlorocyclopentadiene recovered at 5.0%, control limits 30-115. All results were qualified non-usable "R".

Samples FWGRQLmw-008c-0546-GW and FWGLL12mw-182c-0531-GW were the parent MS/MSD samples.

- FWGRQLmw-008c-0546-GW MSD had several analytes recover below LCG control limits (40-135%):

benzoic acid (24%)	phenol (30%)
bis(2-chloroethyl)ether (26%)	2-Chlorophenol (22%)
1,3-Dichlorobenzene (12%)	1,4-Dichlorobenzene (12%)
1,2-dichlorobenzene (15%)	2-methylphenol (32%)
bis(2-chloroisopropyl)ether (24%)	4-methylphenol (38%)
n-nitrosodi-n-propylamine (33%)	hexachloroethane (9.3%)
nitrobenzene (29%)	isophorone (42%)
2-nitrophenol (28%)	2,4-dimethylphenol (27%)
bis(2-chloroethoxy)methane (34%)	2,4-dichlorophenol (41%)
1,2,4-Trichlorobenzene (19%)	naphthalene (24%)
4-chloroaniline (39%)	hexachlorobutadiene (12%)
2-methylnaphthalene (34%)	hexachlorocyclopentadiene (0%)
2-chloronaphthalene (41%)	3,3'-dichlorobenzidine (27%)

- FWGRQLmw-008c-0546-GW MS had several analytes recover below LCG control limits (40-135%):

hexachloroethane (42%)	hexachlorobutadiene (42%)
hexachlorocyclpentadiene (9.2%)	3,3'dichlorobenzidine (0%).

- FWGRQLmw-008c-0546-GW MS/MSD RPD was above LCG control limits (40%) for several analytes:

benzoic acid (108%)	phenol (84%)
bis(2-chloroethyl)ether (106%)	2-Chlorophenol (108%)

1,3-Dichlorobenzene (125%)
1,2-dichlorobenzene (119%)
bis(2-chloroisopropyl)ether (108%)
n-nitrosodi-n-propylamine (87%)
nitrobenzene (94%)
2-nitrophenol (92%)
bis(2-chloroethoxy)methane (81%)
1,2,4-Trichlorobenzene (102%)
hexachlorobutadiene (109%)
hexachlorocyclopentadiene (200%)
Acenaphthylene (42%)
3,3'-dichlorobenzidine (200%)
1,4-Dichlorobenzene (125%)
2-methylphenol (79%)
4-methylphenol (69%)
hexachloroethane (128%)
isophorone (72%)
2,4-dimethylphenol (94%)
2,4-dichlorophenol (60%)
naphthalene (95%)
2-methylnaphthalene (75%)
2-chloronaphthalene (61%)
Acenphthene (43%)

- FWGLL12mw-182c-0531-GW MS had several analytes recover below LCG control limits (40-135%):
  benzoic acid (16%)
  1,4-Dichlorobenzene (39%)
  hexachloroethane (31%)
  hexachlorobutadiene (31%)
  2,4-Dinitrophenol (33%)
  1,3-Dichlorobenzene (39%)
  1,2-Dichlorobenzene (44%)
  2,4-Dimethyphenol (39%)
  hexachlorocyclopentadiene (3.4%)
  3,3'-dichlorobenzidine (44%).

- FWGLL12mw-182c-0531-GW MSD had several analytes recover below the LCG control limits (40-135%):
  benzoic acid (42%)
  1,4-Dichlorobenzene (43%)
  hexachlorobutadiene (36%)
  3,3'-dichlorobenzidine (0%).
  1,3-Dichlorobenzene (43%)
  hexachloroethane (34%)
  hexachlorocyclopentadiene (7.1%)

- FWGLL12mw-182c-0531-GW MS/MSD RPD was above LCG control limits (40%) for several analytes: benzoic acid (91%), hexachlorocyclopentadiene (72%), and 3,3'-dichlorobenzidine (200%)

- Benzoic acid and Hexachlorocyclopentadiene also had LCS recovery failures. The parent samples had the hexachlorocyclopentadiene and benzoic acid results qualified non-usable "R". There were no other QC outliers for the other analytes in either MS/MSD samples; therefore no qualifications were made.

Samples FWGLL11mw-002c-0528-GW, FWGLL11mw-DUP4-0554-GW, FWGRQLmw-008c-0546-GW, FWGLL12mw-183c-0532-GW, FWGLL12mw-DUP2-0552-GW, FWGCBPmw-007c-0524-GW, FWGEQUIPRinse2-0557-GW, FWGCBPmw-006c-0523-GW, FWGLL4mw-198c-0543-GW, FWGLL4mw-199c-0544-GW, FWGRQLmw-009c-0547-GW, FWGRQLmw-DUP3-0553-GW, FWGLL12mw-182c-0531-GW, and FWGLL12mw-153c-0530-GW had

surrogate 2-fluorophenol recover below control limits (50%). No qualifications were made because LCG (Attachment A "Data Validation Guidelines, Section 2.10) allows one surrogate failure without qualification.

Sample FWGLL1mw-080c-0536-GW had nitrobenzene-d5 (40%), 2-fluorobiphenyl (46%), phenol-d5 (43%), and 2-fluorophenol (20%) recover below control limits (50%). All associated results were qualified estimated "J" for detected results and "UJ" for non-detected results.

Sample FWGRQLmw-007c-0545-GW had nitrobenzene-d5 (45%), 2-fluorobiphenyl (47%), phenol-d5 (41%), and 2-fluorophenol (20%) recover below control limits (50%). All associated results were qualified estimated "J" for detected results and "UJ" for non-detected results.

FWGLL12mw-DUP2-0552-GW and FWGLL12mw-183c-0532-GW bis(2-ethylhexyl)phthalate RPD was above control limits (200%). Both results were qualified estimated "J" for detected results and "UJ" for non-detected results.

Pesticides- 8081

The following QC criteria were reviewed with acceptable results:

- Holding times, preservation, sample handling
- Initial Calibration criteria
- DDT and Endrin breakdown criteria
- Retention time criteria
- MDL Verification criteria
- ICV criteria
- The method blank was free from contamination
- Equipment Rinse was free from contamination
- Second Column confirmation criteria
- Field Duplicate RPD criteria

MRL on 10/22 @ 1404 back column had 4,4'-DDD recover at 69.3%. All associated results were qualified estimated "J" for detected results and "UJ" for non-detected results.

CCVs

- 10/21 @ 1736 front column – 1 of the individual peaks %D was less than 15% (neg). The average %D across all 5 peaks was 7.57%; no qualifications were made.
- 10/21 @ 1713 back column – delta-BHC (15.6%) and 4,4'-DDD (22.4%), recovered greater than 15% D. The average %D was 8.25%; no qualifications were made.
- 10/22 @ 0210 back column – 4,4'-DDD (17.6%), recovered greater than 15% D. The average %D was 6.6%; no qualifications were made.
- 10/22 @ 1021 back column – 4,4'-DDD (18.7%), recovered greater than 15% D. The average %D was 7.2%; no qualifications were made.

- 10/22 @ 1427 front column – 1 of the individual peaks %D were less than 15% (neg). The average %D across all 5 peaks was 15.5%; No qualifications were made since toxaphene was reported as an average of the peaks and the average %D was less than 30%.
- 10/22 @ 1427 back column – 4 of the individual peaks %D were less than 15% (neg). The average %D across all 5 peaks was 17.8%. No qualifications were made since toxaphene was reported as an average of the peaks and the average %D was less than 30%.

Endosulfan I recovered at 42% in the LCS. The control limits were 50-160. All associated results were qualified estimated "J" for detected results and "UJ" for non-detected results.

Samples FWGRQLmw-008c-0546-GW and FWGLL12mw-182c-0531-GW were the parent MS/MSD samples.

- FWGRQLmw-008c-0546-GW had endosulfan I recover below LCG control limits (40-140%) in the MS (31%) and MSD (30%). Endosulfan II recovered below LCG control limits (40-140%) in the MS (36%) and MSD (34%).
- FWGLL12mw-182c-0531-GW MS/MSD and RPD criteria were acceptable.
- There were no other QC outliers for Endosulfan II; therefore no qualifications were made. Endosulfan I also had LCS failures. All associated results in the parent sample were qualified estimated "J" for detected results and "UJ" for non-detected results.

Samples FWGLL11mw-002c-0528-GW, FWGRQLmw-008c-0546-GW, FWGCBPmw-006c-0523-GW, FWGLL4mw-198c-0543-GW, FWGLL4mw-199c-0544-GW, FWGRQLmw-007c-0545-GW, and FWGLL12mw-182c-0531-GW had DCB recover below the LCG control limits (50-150%). All associated results were qualified estimated "J" for detected results and "UJ" for non-detected results.

PCBs- 8082

The following QC criteria were reviewed with acceptable results:

- Holding times, preservation, sample handling
- Initial Calibration criteria
- Retention time criteria
- ICV criteria
- The method blank was free from contamination
- Equipment Rinse was free from contamination
- LCS/LCSD percent recoveries and RPD value criteria
- Second Column confirmation criteria
- Field duplicate RPD criteria

MDL verification check data for instrument a2hp10 was not provided. No qualifications were made since an evaluation could not be completed.

Opening MRL: The %D was above the limit (30% pos) for individual peaks in Aroclor 1016 and 1260. The average peak %D for Aroclor 1016 was 36.8% and Aroclor 1260 was 52%. There were no detected results; therefore no qualifications were made.

Closing MRL: The %D was above the limit (30% pos) for individual peaks in Aroclor 1260. The average peak %D for Aroclor 1260 was 26.6%. No qualifications were made since it was reported as an average of the peaks and the average %D was less than 30%.

CCVs

- 10/18 @ 0032 Aroclor 1016 had 1 of the individual peaks %D were greater than 15%. The average %D across all 5 peaks was 12.2%; No qualifications were made since it was reported as an average of the peaks and the average %D was less than 30%.
- 10/18 @ 0032 Aroclor 1260 had 3 of the individual peaks %D were greater than 15%. The average %D across all 5 peaks was 14.9%; No qualifications were made since it was reported as an average of the peaks and the average %D was less than 30%.
- 10/18 @ 0334 Aroclor 1016 had 2 of the individual peaks %D were greater than 15%. The average %D across all 5 peaks was 13.3%; No qualifications were made since it was reported as an average of the peaks and the average %D was less than 30%.
- 10/18 @ 0334 Aroclor 1260 had 2 of the individual peaks %D were greater than 15%. The average %D across all 5 peaks was 14.1%; No qualifications were made since it was reported as an average of the peaks and the average %D was less than 30%.

Samples FWGRQLmw-008c-0546-GW and FWGLL12mw-182c-0531-GW were the parent MS/MSD samples. FWGRQLmw-008c-0546-GW Aroclor 1016 MS/MSD RPD (29%) and Aroclor 1260 MS/MSD RPD (21%) were above the control limits. The parent results were qualified "UJ" estimated since there were other QC outliers.

Surrogate DCB recovered below control limits in samples FWGCBPmw-006c-0523-GW (23%), FWGLL1mw-002c-0528-GW (33%), FWGLL12mw-182c-0531-GW (48%), FWGLL4mw-198c-0543-GW (35%), FWGRQLmw-007c-0545-GW (40%), FWgRQLmw-008c-0546-GW (15%), and FWGRQLmw-009c-0547-Gw (44%). All associated results were qualified estimated "UJ"

Explosives- 8330

The following QC criteria were reviewed with acceptable results:

- Holding times, preservation
- Initial Calibration Criteria
- Retention time criteria

- MRL level verification criteria
- ICV and CCV criteria
- The method blank was free from contamination
- LCS/LCSD percent recoveries and RPD value criteria
- Surrogate recovery criteria

4-Nitrotoluene appears to not have been spiked into MRL checks or CCVs on instrument LC9 (the confirmation column); No qualifications were made since an evaluation could not be completed.

MDL verification check data for instruments LC9 and LC10 were not provided. No qualifications were made since an evaluation could not be completed.

FWGEQUIPRinse1-0556-GW had 2,4-Dinitrotoluene detected at 0.067 ug/L with a RL of 0.052 ug/L. RDX was detected at 0.086 ug/L with a RL of 0.037 ug/L. The detected results were greater than 5x the blank value; therefore no qualifications were made.

Samples FWGRQLmw-008c-0546-GW and FWGLL12mw-182c-0531-GW were the parent MS/MSD samples. FWGRQLmw-008c-0546-GW had nitroglycerin recover below LCG control limits (40-140%) in the MS (38%). PETN recovered above LCG control limits (40-140%) in the MS (182%) and MSD (184%). HMX recovered above LCG control limits (40-140%) in the MS (206%) and MSD (187%). 2,4,6-TNT recovered below LCG control limits (40-140%) in the MS (141%). There were no other QC outliers therefore no qualifications were made.

FWGLL1mw-DUP4-0554-GW was the field duplicate of FWGLL11mw-002c-0528-GW. Nitrobenzene RPD was 200%. The results were qualified estimated "J" for detected results and "UJ" for non-detected results.

Sample FWGRQLmw-008c-0546-GW 1,3,5-TNT RPD was greater than 40% between the columns. The result was qualified estimated "J".

Nitroguanidine- 8330M

The following QC criteria were reviewed with acceptable results:

- Holding times, preservation, sample handling
- Initial Calibration criteria
- Retention time criteria
- MRL level verification criteria
- MDL verification criteria
- ICV and CCV criteria
- The method blank was free from contamination
- Equipment Rinse was free from contamination

- LCS/LCSD percent recoveries and RPD value criteria
- MS/MSD percent recoveries and RPD values criteria
- Field Duplicate RPD criteria
- Second Column confirmation criteria

There were no QC outliers noted.

Metals - 6010B

The following QC criteria were reviewed with acceptable results:

- Holding times, preservation, sample handling
- Initial Calibration criteria
- ICV and CCV criteria
- Interference Check Sample (ICSAB) criteria
- LCS/LCSD percent recoveries and RPD value criteria
- MS recovery criteria
- Post Digestion spike criteria
- MDL Verification criteria
- Serial Dilution criteria

Silver recovered at 60.5% in the closing MRL. Detected results were qualified estimated "J" and non-detected results were qualified non-usable "R".

Blanks:

ICB:

- Calcium was detected at -3.8 ug/L with a RL of 1000 ug/L.
- Chromium was detected at -0.7 ug/L with a RL of 5 ug/L.
- Copper was detected -1.2 ug/L with a RL of 5 ug/L.
- Potassium was detected at 136 ug/L with a RL of 1000 ug/L.
- The contamination was less than ½ the RL. Therefore no qualifications were made.
- Sodium was detected at –890 ug/L with a RL of 1000 ug/L.
- No qualifications were made since the LCG doesn't specifically address negative blank values.

CCB:

- Barium was detected in CCB16 (0.5 ug/L) with a RL of 10 ug/L.
- Calcium was detected in CCB1 (-6.8 ug/L), CCBs 3 through 8 between 4.9 ug/L and 8.8 ug/L, and CCBs 11 through 17 between -5.2 ug/L and -7.4 ug/L with a RL of 1000 ug/L.
- Chromium was detected in CCB16 (0.6 ug/L) with a RL of 5 ug/L.
- Cobalt was detected in CCB16 (1.3 ug/L) with a RL of 5 ug/L.
- Copper was detected in CCB1 (-1.3 ug/L), CCB10 (-1.6 ug/L), CCB13 (1.4ug/L), CCB14 (-1.1 ug/L), CCB15 (-1.3 ug/L), and CCB17 (-1.8 ug/L) with a RL of 5 ug/L.

- Magnesium was detected in CCB6 (3.4 ug/L), CCB11 (4.8 ug/L), and CCB 16 (13.3 ug/L) with a RL of 1000 ppb.
- Manganese was detected CCB2 (0.1 ug/L), CCB6 (0.1 ug/L), CCB13 (0.1 ug/L), CCB16 (0.2 ug/L), and CCB17 (-0.1 ug/L) with a RL of 10 ug/L.
- Nickel was detected in CCB2 (1.7 ug/L) and CCB16 (3.3 ug/L) with a RL of 10 ug/L.
- Potassium was detected all 17 CCBs between 135 and 164 ppb with a RL of 1000 ppb.
- Silver was detected in CCB16 (2.1 ug/L) with a RL of 5 ug/L.
- Vanadium was detected in CCB16 (1.3 ug/L) and CCB17 (-0.6 ug/L) with a RL of 10 ug/L.
- The contamination was less than ½ the RL; therefore no qualifications were made. Selenium was detected in CCB1 (3.8 ug/L), CCB2 (2.9 ug/L), CCB14 (2.9 ug/L), and CCB15 (3.0 ug/L) with a RL of 5 ug/L. There were no detected results therefore no qualifications were made.
- Sodium was detected in CCBs 1 through 17 (EXCEPT 9 and 16) between -420 ug/L and –770 ug/L with a RL of 1000 ug/L. No qualifications were made since the LCG doesn't specifically address negative blank values.

Method Blank

- **Prep Batch 7284018 (10/11/07 digestion date)**
  - Barium was detected at 0.79 ug/L with a RL of 10ppb.
  - Calcium was detected at 190 ug/L with a RL of 1000 ppb.
  - Magnesium was detected at 44.1 ug/L with a RL of 1000 ppb.
  - Manganese was detected at 0.71 ug/L with a RL of 10 ppb.
  - Potassium was detected at 111 ug/L with a RL of 1000ppb.
  - Zinc was detected at 4.6 ug/L with a RL of 10 ppb.
  - There were no qualifications made since the MB values were less than ½ the MRL.
- **Prep Batch 7285017 (10/12/07 digestion date)**
  - Manganese was detected at 0.71 ug/L with a RL of 10 ppb.
  - Potassium was detected at 137 ug/L with a RL of 1000ppb.
  - There were no qualifications made since the MB values were less than ½ the MRL.

One Equipment Rinse (FWGEQUIPRinse2-0557-GW) was collected on 10/9/07. Equipment Rinse, FWGEQUIPRinse1-0556-GW, was collected on 10/8/07 and was crossed-applied to the samples collected on 10/8/07.

- FWGEQUIPRinse1-0556-GW Calcium was detected at 138 ug/L with a RL of 1000 ug/L. Potassium was detected at 114 ug/L with a RL of 1000 ug/L.
- FWGEQUIPRinse2-0557-GW had potassium detected at 137 ug/L with a RL of 1000 ppb.
- The contamination was less than ½ MRL; therefore no qualifications were made.

Site: Ravenna Army Ammunition Plant
Sampling Event: October 2007
STL Sample Delivery Group: A7J100103 **Date:** January 15, 2008
COC#: 117227, 117218, 117224 **Revision:** 1

Samples FWGRQLmw-008c-0546-GF, FWGLL12mw-182c-0531-GF, and FWGLL12mw-183c-0532-GF were the parent MS and Lab Duplicate samples.

- FWGRQLmw-008c-0546-GF had Silver lab RPD at 200%, Cobalt lab RPD at 30%, and Vanadium lab RPD at 200%, above control limits (20%).
- FWGLL12mw-183c-0532-GF had Chromium lab RPD at 200%, and nickel lab RPD at 200%.
- All detected results were qualified estimated "J".

FWGLL11mw-DUP4-0554-GW was the field duplicate of FWGLL11mw-002c-0528-GW. Vanadium RPD was 42.4%; the detected results were qualified estimated "J".

FWGLL12mw-DUP2-0552-GW was the field duplicate of FWGLL12mw-183c-0532-GW. Chromium RPD was 200% and Nickel RPD was 200%; the detected results were qualified estimated "J".

Metals - 6020

The following QC criteria were reviewed with acceptable results:

- Holding times, preservation, sample handling
- Internal standard and tune criteria
- Initial Calibration criteria
- ICV criteria
- MDL Level Verification criteria
- MRL verification criteria
- Interference Check Sample (ICSAB) criteria
- LCS/LCSD percent recoveries and RPD value criteria
- MS recovery criteria
- Post Digestion Spike criteria
- Serial Dilution criteria

CCV2 Al recovered at 88%. Sample FWGLL11mw-002c-0528-GF was reported between CCV2 and CCV43. The result was qualified estimated "J" for. CCV6 Be recovered at 110.9%. Sample FWGLL12mw-183c-0532-GF reported between CCB5 and CCB6. The Be was not detected therefore no qualifications were made.

Blanks:

ICB:

- Antimony was detected at 0.11 ug/L with a RL of 2 ug/L.
- Cadmium was detected at 0.018 ug/L with a RL of 0.5 ug/L. The contamination was less than ½ the RL. Therefore no qualifications were made.
- No qualifications were made since the LCG doesn't specifically address negative blank values.

CCB

- Antimony was detected in all CCBs between 0.11 ug/L and 0.18 ug/L with a RL of 2 ug/L.
- Beryllium was detected in CCB3 (0.021 ug/L) and CCB5 (0.032 ug/L), CCB6 (0.039 ug/L), CCB7 (0.027 ug/L), CCB9 (0.023 ug/L), and CCB10 (0.042ug/L) with a RL of 1 ug/L.
- Cadmium was detected in CCBs 3 through 10 between 0.016 ug/L and 0.028ug/L with a RL of 0.5 ug/L.
- Thallium was detected in CCB1 at 0.044 ug/L with a RL of 1 ug/L.
- Zinc was detected in CCBs 3 through 10 between 0.17 ug/L and 0.38ug/L with a RL of 10 ug/L.
- Aluminum was detected in CCB9 (6.1 ug/L) and CCB10 (5.7 ug/L) with a RL of 50 ppb.
- The contamination was less than ½ the RL; therefore no qualifications were made.
- Iron was detected in CCBs 3 through 10 between –7.2ug/L and -13ug/L with a RL of 20 ug/L. No qualifications were made since the LCG doesn't specifically address negative blank values.

Prep Batch 7284018 (10/11/07 digestion date) Method Blank had Zinc detected at 4.6 ug/L with a RL of 10 ppb. There were no qualifications made since the MB values were less than ½ the MRL.

Samples FWGRQLmw-008c-0546-GF, FWGLL12mw-182c-0531-GF, and FWGLL12mw-183c-0532-GF were the parent MS and Lab Duplicate samples. FWGLL12mw-183c-0532-GF antimony lab RPD was 200%. All detected results were qualified estimated "J".

FWGLL1mw-DUP4-0554-GW was the field duplicate of FWGLL11mw-002c-0528-GW. Aluminum RPD was 43.4%, Antimony RPD was 200%, Cadmium RPD was 40%, and Iron was 32.1%; the detected results were qualified estimated "J".

FWGLL12mw-DUP2-0552-GW was the field duplicate of FWGLL12mw-183c-0532-GW. Antimony RPD was 35.9%; the detected results were qualified estimated "J".

FWGRQLmw-DUP3-0553-GW was the field duplicate of FWGRQLmw-009c-0547-GW. Zinc RPD was 32.3%; the results were qualified estimated "J".

Mercury - 7470A

The following QC criteria were reviewed with acceptable results:

- Holding times, preservation, sample handling
- Initial Calibration criteria
- ICV and CCV criteria
- ICB was free from contamination

- The method blank was free from contamination
- Equipment Rinse was free from contamination
- MDL Level Verification criteria
- MRL Level Verification criteria
- LCS/LCSD percent recoveries and RPD value criteria
- MS/MSD percent recoveries and RPD values criteria
- Field duplicate RPD criteria

Mercury was detected in CCB1 (-0.1 ug/L) and CCB3 (-0.1ug/L) with a RL of 0.2 ug/L. No qualifications were made since the LCG doesn't specifically address negative blank values.

Nitrocellulose - 353.2

The following QC criteria were reviewed with acceptable results:

- Holding times, preservation, sample handling
- Sample preparation criteria
- Initial Calibration criteria
- ICV and CCV criteria
- The method blank was free from contamination
- Equipment Rinse was free from contamination
- MRL Level Verification criteria
- ICB and CCBs were free from contamination
- LCS/LCSD percent recoveries and RPD value criteria
- Nitrocellulose assay criteria

FWGLL12mw-182c-0531-GW MS/MSD RPD was 26%. All associated results were qualified estimated "J" for detected results and "UJ" for non-detected results.

Cyanide- 9012

The following QC criteria were reviewed with acceptable results:

- Holding times, preservation, sample handling
- Initial Calibration criteria
- ICV and CCV criteria
- MDL Verification Check criteria
- Method Blank was free from contamination
- Equipment Rinse was free from contamination
- LCS/LCSD percent recoveries and RPD value criteria
- MS/MSD percent recoveries and RPD values criteria

The 10/17/07 MRL recovered at 40%. Samples FWGLL12mw-182c-0531-GW and FWGLL12mw-153c-0530-GW were affected. The sample results were qualified non-usable "R".

Data Verification Summary

Site: Ravenna Army Ammunition Plant
Sampling Event: October 2007
STL Sample Delivery Group: A7J100103 **Date:** January 15, 2008
COC#: 117227, 117218, 117224 **Revision:** 1

Perchlorate - 6860

The following QC criteria were reviewed with acceptable results:

- Holding times, preservation, sample handling
- Tuning criteria
- Initial Calibration Criteria
- Internal standard area and retention time criteria
- ICV and CCV criteria
- Limit of Detection Verification criteria
- Interference Check Sample criteria
- MRL verification criteria
- Method blank was free from contamination
- Equipment rinse was free from contamination
- Laboratory Reagent Blanks were free from contamination
- LCS recovery criteria
- MS/MSD recovery and RPD criteria

The Second source calibration verification recovery was 114%. All detected results were qualified estimated "J".

Nitrate/Nitrite - 353.2

The following QC criteria were reviewed with acceptable results:

- Holding times, preservation, sample handling
- Initial Calibration criteria
- ICV and CCV criteria
- The method blank was free from contamination
- LCS/LCSD percent recoveries and RPD value criteria
- MS/MSD recoveries and RPD values criteria
- Field duplicate RPD criteria

There were no QC outliers noted.

Data Validator: Heather Medley
Date: 1/15/08

Senior Data Validator: Erik C. Corbin for Karla Thaxton
Date: 1/15/08

Ravenna, OH Data Review Checklist

Project Number: 030240.0006.05
Sample Event: October 2007
Data Reviewer/Date: Heather Medley/December 9, 2007

SDG: A7J100103 R0
Analysis: SW846 8260B

Review Questions:	Yes	No	N/A	Comments	Qual/Criteria
1. Did Chain-of-Custody information agree with laboratory report?	✓			COC#: 117227, 117218, 117224; See cooler receipt form for differences between labels and COCs.	
2. Were samples preserved properly and received in good condition?	✓			19 Coolers were received between 1.4 and 5.0°C.	QAPP Table 4-2, NELAC
3. Were holding times met?	✓			Samples collected 10/8/07 and 10/9/07 and analyzed on 10/15/07, 10/16/07, and 10/17/07.	QAPP Table 4-2 J/UJ/R
4. Were sample storage requirements met?	✓				QAPP Table 4-2
5. Were QAPP specified PQLs achieved?	✓				QAPP Table 3.3
6. Were all QAPP-specified target analytes reported?	✓				QAPP Table 3-3
7. Was the GC/MS system tuned with bromofluorobenzene (BFB)?	✓				LCG Table 1
8. Was the criteria met during each 12 hour shift (prior to ICAL and Cal Ver.)?	✓			10/3/07 @ 1016, 10/15/07 @ 1022, 10/16/07 @ 0925, 10/17/07 @ 0926	SW846 8260B 7.3.1
9. Did the initial calibration curve consist of 5 concentration levels?	✓			10/3/07 Instrument A3UX10 stds – 5, 10, 25, 50, 100, 200 ng on column	LCG Table 1 R
10. Did the Calibration Check Compounds (CCCs) (see Table 1 below) relative standard deviations (%RSD) ≤ 30%?	✓				LCG Table 1 R
11. Were the minimum response factors (RFs) for the System Performance Check Compounds (SPCCs) (see Table 2 below) met?	✓				LCG Table 1
12. Were all other target analytes ≤ 15% RSD? OR Was the average RSD ≤ 15%? Was a different calibration option used?	✓			Acetone, Methylene Chloride and Bromoform used a weighted linear curve.	LCG Table 1 15% <RSD< 20% = J/UJ
13. If a linear regression curve was used, was the correlation coefficient r≥0.99?	✓			All correlation coefficients were ≥0.99. No qualifications were made since the correlation coefficients were acceptable.	LCG Table 1 R<0.99=-J/R
14. Was a MDL Level Verification performed once per quarter with all target analytes detected?	✓			8/25/07 @ 0317	LCG Table 1 R
15. Was a MRL Level Verification run at the beginning and end of every daily sequence or every 12 hours?	✓			Batch 7288176: 10/15/07 @ 1131 and 2203 Batch 7289353: 10/16/07 @ 1033 and 2047 Batch 7291329: 10/17/07 @ 1040 and 2107	LCG Table 1

Ravenna, OH Data Review Checklist

Project Number: 030240.0006.05
Sample Event: October 2007
Data Reviewer/Date: Heather Medley/December 9, 2007

SDG: A7J100103 R0
Analysis: SW846 8260B

Review Questions:	Yes	No	N/A	Comments	Qual/Criteria
16. Were the QC/MRL recoveries 70-130%?		✓		Opening MRL on 10/15 had Acetone %R = 148.2%. The closing MRL had Acetone %R = 144%. Samples FWGTeam1-Trip and FWGEQUIPRinse2-0557-GW had Acetone detected. The results were qualified estimated "J". Closing MRL on 10/16 had Acetone %R at 174.4%. Samples FWGTeam2-Trip and FWGTeam3-Trip had acetone detected. The results were qualified estimated "J". Opening MRL on 10/17 had Acetone %R = 155.2%. The closing MRL had Acetone %R = 134.1%. There were no detected results; therefore no qualifications were made.	LCG Table 1 >130%=J; 70-60%=J/UJ; <60%=J/R
17. Was a second source verification (ICV) analyzed after the ICAL? Were results 80-120%?	✓			10/3/07	LCG Table 1 >120%=J; 60-80%=J/UJ; <60%=J/R
18. Was a CCV run every 12 hours?	✓			Batch 7288176: 10/15/07 @ 1047 Batch 7289353: 10/16/07 @ 0948 Batch 7291329: 10/17/07 @ 0956	LCG Table 1
19. Did the CCCs have a %Difference < 20%?	✓				LCG Table 1
20. Were the minimum RFs for the SPCCs within limits?	✓				LCG Table 1
21. Was the average of all target analytes ≤ 20%D with a maximum D for each target analyte ≤30%?	✓			Batch 7288176: All targets were less than 20%D. Batch 7289353: Acetone %D was -25.04799 (greater than pos 20%D): average %D was 5.7%; therefore no qualifications were made. Batch 7291329: Acetone %D was –27.64314 (greater than pos 20%D): *average %D was 5.8%; therefore no qualifications were made.*	LCG Table 1 Avg D>20% and D>30% =R; Avg %D<20% and D>30% =J D>30% (neg) = J/R D>30% (pos) = J
22. Were the internal standards added to every sample?	✓				LCG Table 1
23. Were the retention times for all IS compounds within ±30 seconds from the RT of the mid-point standard in the ICAL?	✓				LCG Table 1 R
24. Was the EICP area between -50% and +100% of the ICAL mid-point standard?	✓				LCG Table 1 R

Ravenna, OH Data Review Checklist

Project Number: 030240.0006.05
Sample Event: October 2007
Data Reviewer/Date: Heather Medley/December 9, 2007

SDG: A7J100103 R0
Analysis: SW846 8260B

Review Questions:	Yes	No	N/A	Comments	Qual/Criteria
25. Was a method blank prepared and analyzed with each batch?	✓				LCG Table 1
26. Were target analytes detected in the method blank at >1/2 the MRL?		✓		There were no detections.	LCG Table 1 <5/10X =B
27. Was a field blank (equipment and/or trip) collected and analyzed?	✓			Three trip blanks and one Equipment Rinse (FWGEQUIPRinse2-0557-GW) were collected on 10/9/07. Equipment Rinse, FWGEQUIPRinse1-0556-GW, was collected on 10/8/07 and was crossed-applied to the samples collected on 10/8/07.	
28. Were target analytes detected in the field blank analyses >1/2 the MRL?		✓		**FWGTeam3-Trip** had methylene chloride detected at 0.62 ug/L and acetone detected at 3.2 ug/L. There were no qualifications made because the contamination was less than ½ the MRL (10 ppb). **FWGTeam2-Trip** had methylene chloride detected at 0.57 ug/L and acetone detected at 3.9ug/L. There were no qualifications made because the contamination was less than ½ the MRL (10 ppb). **FWGEQUIPRinse1-0556-GW** had Acetone detected at 9.4ug/L. There were no detected results therefore no qualifications were made. **FWGEQUIPRinse2-0557-GW** had o-xylene detected at 0.34 ug/L (RL of 1.0 ug/L), m,p-xylene detected at 0.60 ug/L (RL of 2.0 ug/L), Acetone detected at 28 ug/L (RL of 10 ug/L), 2-butanone detected at 9.1 ug/L (RL of 10 ug/L), 4-methyl-2-pentanone detected at 2.2 ug/L (RL of 10 ug/L), 2-Hexanone detected at 0.58 ug/L (RL of 10 ug/L), Toluene detected at 1.0 ug/L (RL of 1.0 ug/L), and ethylbenzene detected at 0.19 ug/L (RL of 1.0 ug/L). **FWGTeam1-Trip** had methylene chloride detected at 0.65 ug/L and acetone detected at 4.4 ug/L. There were no qualifications made because the contamination was less than ½ the MRL (10 ppb).	<5/10X =B
29. Was a field duplicate analyzed?	✓			FWGLL1mw-DUP4-0554-GW was the field duplicate of FWGLL11mw-002c-0528-GW. FWGLL12mw-DUP2-0552-GW was the field duplicate of FWGLL12mw-183c-0532-GW. FWGRQLmw-DUP1-0553-GW was the field duplicate of FWGRQLmw-009c-0547-GW.	
30. Were the Field duplicates RPDs within ±30%?			✓		QAPP Table 3-2 RPD >30=J
31. Was a LCS prepared and analyzed with each batch?	✓			An LCSD was analyzed and reported;	LCG Table 1
32. Were the LCS recoveries within limits specified in Appendix C of the LCG?	✓			Batch 7289353 LCSD (52%) had non-target compound dichlorodifluoromethane recover below control limits (59-134). No qualifications were made.	LCG Appendix C >UL=J; 30%-LL=J/UJ;

Ravenna, OH Data Review Checklist

Project Number: 030240.0006.05
Sample Event: October 2007
Data Reviewer/Date: Heather Medley/December 9, 2007

SDG: A7J100103 R0
Analysis: SW846 8260B

Review Questions:	Yes	No	N/A	Comments	Qual/Criteria
				Batch 7291329: LCS (44%) and LCSD (42%) had non-target compound dichlorodifluoromethane recover below control limits (59-134). No qualifications were made.	<30%=J/R
33. Was a MS/MSD prepared with each batch?	✓				LCG Table 1
34. Was the MS/MSD parent sample a Ravenna sample?	✓			The parent MS/MSD sample in Batch 7288176 was from SDG A7J090101. Sample FWGRQLmw-008c-0546-GW was the parent MS/MSD sample in Batch 7289353. The parent MS/MSD samples in Batch 7291329 were from SDG A7J110121 and FWGLL12mw-182c-0531-GW.	
35. Were MS/MSD recoveries 70-130% and RPD values ≤20%?		✓		Batch 7288176: Non-target compound 1,2,4-Trichlorobenzene MS/MSD RPD (24%) was above control limits (20%). No qualifications were made. Batch 7289353 had non-target compound dichlorodiflouromethane recover below control limits in the MS (59%) and MSD (53%). No qualifications were made. Acetone MS/MSD RPD (26%) was above control limits. There were MRL check failures. The parent sample result was qualified "J" estimated. Batch 7291329 had non-target compound dichlorodifluoromethane recover below control limits in the MS (38%, 39%) and MSD (36%, 36%), respectively. No qualifications were made. Chloromethane MSD (69%) and Vinyl chloride (69%) recovered below control limits. There were no other QC outliers therefore no qualifications were made.	LCG Table 1 Pj
36. Were surrogate recoveries 50-150%?	✓				LCG Table 1 >150%=J; 10% -50%=J/UJ; <10%=J/R
37. Were reported sample concentrations within calibration range?	✓				
38. Were laboratory-generated Quality Control Exception Reports issued? If yes, summarize contents.		✓			
39. Were lab comments included in report? If yes, summarize contents.	✓			*Comments in case narrative on the MS/MSD recoveries and LCS recoveries.*	

References:

Ravenna, OH Data Review Checklist

Project Number: 030240.0006.05
Sample Event: October 2007
Data Reviewer/Date: Heather Medley/December 9, 2007

SDG: A7J100103 R0
Analysis: SW846 8260B

Louisville Chemistry Guidelines (LCG), USACE June 2002 version 5; Section I "Chemical Analysis Criteria" Table 1 and Attachment A "Data Validation Guidelines:

Final Quality Assurance Project Plan (QAPP) Addendum for the Facility-Wide Groundwater Monitoring Program Ravenna Army Ammunition Plant, Ravenna, OH, Portage Environmental September 2004

NELAC Quality Systems revision 16, July 12, 2002, Chapter 5 section 5.5.8.3.1.a.1 "temperatures just above freezing up to 6C shall be acceptable". This criterion has been used in the validation of acceptable temperatures.

Additional Comments:

Table1- CCCs

Analyte
1,1-Dichloroethene
Chloroform
1,2-Dichloropropane
Toluene
Ethylbenzene
Vinyl chloride

Table 2- SPCCs

Analyte	Minimum RF
Chloromethane	0.10
1,1-Dichlorethane	0.10
Bromoform	0.10
Chlorobenzene	0.30
1,1,2,2-Tetrachloroethane	0.30

Ravenna, OH Data Review Checklist

Project Number: 030240.0006.05
Sample Event: October 2007
Data Reviewer/Date: Heather Medley/December 10, 2007

SDG: A7J100103 R0
Analysis: SW846 8270C (including PAH's)

Review Questions:	Yes	No	N/A	Comments	Qual/Criteria
1. Did Chain-of-Custody information agree with laboratory report?	✓			COC#: 117227, 117218, 117224; See cooler receipt form for differences between labels and COCs.	
2. Were samples preserved properly and received in good condition?	✓			19 Coolers were received between 1.4 and 5.0°C.	QAPP Table 4-2
3. Were samples extracted using the correct preparation, clean-up methods?	✓				QAPP Table 4-2
4. Were samples extracted within required holding times (7 days - water)?	✓			Samples collected 10/8/07 and 10/9/07, extracted on 10/12/07.	QAPP Table 4-2 J/UJ/R
5. Were samples analyzed within required holding times (40 days after extraction)?	✓			Samples analyzed on 10/18/07.	QAPP Table 4-2 J/UJ/R
6. Were sample storage requirements met?	✓				QAPP Table 4-2
7. Were QAPP specified PQLs achieved?	✓				QAPP Table 3-4 and 3-6
8. Were all QAPP-specified target analytes reported?	✓				QAPP Table 3-4 and 3-6
9. Was the GC/MS system tuned with decafluorotriphenylphosphine (DFTPP)?	✓				LCG Table 2
10. Were the criteria met during each 12 hour shift?	✓			10/16/07 @ 1650, 10/18/07 @ 1007	LCG Table 2
11. Did the initial calibration curve consist of 5 concentration levels, with the low standard near but above the MDL?	✓			Instrument A4HP8, ICAL 10/16/07 stds = 0.05, 0.25, 0.50, 1.0, 2.5, 5.0, 7.5, 10.0, 12.5 ng on column	LCG Table 2 R
12. Did the Calibration Check Compounds (CCCs) (see Table 1 below) relative standard deviation (%RSD) ≤ 30%?	✓			Pentachlorophenol and di-n-octyl phthalate used a quadratic curve	LCG Table 2 R
13. Were the minimum response factors (RFs) for the System Performance Check Compounds (SPCCs) (see Table 2 below) met?	✓			2,4-Dinitrophenol used quadratic curve.	LCG Table 2 R
14. Was each target analyte <15 % RSD, or was the average RSD <15%?	✓			Benzoic acid, Hexachlorocyclopentadiene, 4-Nitroaniline, 4,6-Dinitro-2-methylphenol, and 3,3'-Dichlorobenzidine used quadratic curves.	LCG Table 2 15% <RSD< 30% = J/UJ
15. If a different calibration option was used, was the correlation coefficient (r^2) or coefficient of determination (COD) (r)	✓			All r^2's were greater than 0.99. No qualifications made since the coefficient of determinations were within criteria.	LCG Table 2 r<0.99=-J/R

Ravenna, OH Data Review Checklist

Project Number: 030240.0006.05
Sample Event: October 2007
Data Reviewer/Date: Heather Medley/December 10, 2007

SDG: A7J100103 R0
Analysis: SW846 8270C (including PAH's)

Review Questions:	Yes	No	N/A	Comments	Qual/Criteria
≥0.99?					
16. Was a MDL Level Verification performed once per quarter with all target analytes detected?			✓	MDL verification check data was not provided. No qualifications were made since an evaluation could not be completed.	LCG Table 2 R
17. Was a MRL Level Verification run at the beginning and end of the sequence or every 12 hours?	✓			10/18/07 @ 1104 and 1959	LCG Table 2
18. Were the QC/MRL recoveries 70-130%?		✓		Closing MRL: 2,4-Dinitrophenol %R = 40.8%, 4,6-Dinitro-2-methyphenol %R = 53.7%, and Pentachlorophenol %R = 56.3%; All 4,6-dinitro-2-methyphenol and pentachlorophenol results were qualified estimated "UJ" for non-detected results and "J" for detected results. All 2,4-Dinitrophenol results were qualified non-usable "R".	LCG Table 2 >130%=J; 50-70%=J/UJ; <50%=J/R
19. Was a second source (ICV) verification analyzed after the ICAL? Were results 70-130%?	✓			10/16/07 @ 2004	LCG Table 2 >130%=J; 50-70%=J/UJ; <50%=J/R
20. Was a CCV analyzed every 12 hours?	✓			10/18/07 @ 1026	LCG Table 2
21. Was the percent difference (% D) for the CCCs ≤ 20%? (see Table 1) (% drift if regression fit model used)	✓				LCG Table 2
22. Were the minimum RFs for the SPCCs met? (see Table 2)	✓				LCG Table 2
23. Was the %Difference or %Drift ≤20% for all target analytes? OR was the average %D ≤20% with no individual analyte ≥30%D?	✓				LCG Table 2 Avg D>20% and D>30% =R; Avg %D<20% and D>30% =J D>30% (neg) = J/R D>30% (pos) = J
24. Were the internal standards added to every sample?	✓				LCG Table 2

Ravenna, OH Data Review Checklist

Project Number: 030240.0006.05 **SDG**: A7J100103 R0
Sample Event: October 2007 **Analysis**: SW846 8270C (including PAH's)
Data Reviewer/Date: Heather Medley/December 10, 2007

Review Questions:	Yes	No	N/A	Comments	Qual/Criteria
25. Were the retention times for all IS compounds within ±30 seconds from the RT of the mid-point ICAL std?	✓				LCG Table 2 R
26. Did the areas of all IS compounds vary by no more than -50% to +100% from the ICAL EICP area?	✓				LCG Table 2 R
27. Was a method blank prepared and analyzed with each batch?	✓				LCG Table 2
28. Were all target analytes in the method blank <1/2 the MRL?		✓		bis(2-ethylhexyl)phthalate was detected at 3.2ug/L; RL was 10 ug/L. No qualifications were made since the result was less than ½ the MRL.	LCG Table 2 <5/10x blank = B
29. Was a field blank collected and analyzed?	✓			One Equipment Rinse (FWGEQUIPRinse2-0557-GW) was collected on 10/9/07. Equipment Rinse, FWGEQUIPRinse1-0556-GW, was collected on 10/8/07 and was crossed-applied to the samples collected on 10/8/07.	
30. Were all target analytes in the field blank analysis <1/2 the MRL?	✓			FWGEQUIPRinse1-0556-GW Benzyl alcohol was detected at 1.5 ug/L; RL was 5.0 ug/L. Bis(2-ethylhexyl)phthalate was detected at 2.9; RL was 10 ug/L. No qualifications were made since the result was less than ½ the MRL. FWGEQUIPRinse2-0557-GW Benzyl alcohol was detected at 9.6ug/L; RL was 5.0 ug/L. Naphthalene was detected at 0.43 ug/L; RL was 0.20 ug/L. Dimethyl phthalate was detected at 0.60 ug/L; RL was 1.0 ug/L. Diethyl phthalate was detected at 5.7 ug/L; RL was 1.0 ug/L. Di-n-butyl phthalate was detected at 0.87 ug/L; RL was 1.0 ug/L. There were no detected results therefore no qualifications were made.	<5/10x blank = B
31. Was a field duplicate analyzed?	✓			FWGLL1mw-DUP4-0554-GW was the field duplicate of FWGLL11mw-002c-0528-GW. FWGLL12mw-DUP2-0552-GW was the field duplicate of FWGLL12mw-183c-0532-GW. FWGRQLmw-DUP1-0553-GW was the field duplicate of FWGRQLmw-009c-0547-GW.	
32. Were the field duplicate RPDs ≤30%?		✓		FWGLL12mw-DUP2-0552-GW and FWGLL12mw-183c-0532-GW bis(2-ethylhexyl)phthalate RPD was above control limits (200%). Both results were qualified estimated "J" for detected results and "UJ" for non-detected results.	QAPP Table 3-2 RPD >30=J
33. Was an LCS prepared and analyzed with each batch?	✓				LCG Table 2
34. Were the LCS recoveries within limits specified in LCG Appendix C?		✓		Benzoic acid recovered at 13%, control limits 30-136. Hexachlorocyclopentadiene recovered at 5.0%, control limits 30-115. All results were qualified non-usable "R".	LCG Appendix C >UL=J; 30%-LL=J/UJ; <30%=J/R
35. Was a MS/MSD pair prepared with each batch?	✓				LCG Table 2

Ravenna, OH Data Review Checklist

Project Number: 030240.0006.05
Sample Event: October 2007
Data Reviewer/Date: Heather Medley/December 10, 2007

SDG: A7J100103 R0
Analysis: SW846 8270C (including PAH's)

Review Questions:	Yes	No	N/A	Comments	Qual/Criteria
36. Was the MS/MSD parent sample a Ravenna sample?	✓			Samples FWGRQLmw-008c-0546-GW and FWGLL12mw-182c-0531-GW were the parent MS/MSD samples.	
37. Were MS/MSD recoveries 45-135% and RPD value ≤40%?		✓		FWGRQLmw-008c-0546-GW MSD had several analytes recover below LCG control limits (40-135%): benzoic acid (24%), phenol (30%), bis(2-chloroethyl)ether (26%), 2-Chlorophenol (22%), 1,3-Dichlorobenzene (12%), 1,4-Dichlorobenzene (12%), 1,2-dichlorobenzene (15%), 2-methylphenol (32%), bis(2-chloroisopropyl)ether (24%), 4-methylphenol (38%), n-nitrosodi-n-propylamine (33%), hexachloroethane (9.3%), nitrobenzene (29%), isophorone (42%), 2-nitrophenol (28%), 2,4-dimethylphenol (27%), bis(2-chloroethoxy)methane (34%), 2,4-dichlorophenol (41%), 1,2,4-Trichlorobenzene (19%), naphthalene (24%), 4-chloroaniline (39%), hexachlorobutadiene (12%), 2-methylnaphthalene (34%), hexachlorocyclopentadiene (0%), 2-chloronaphthalene (41%), and 3,3'-dichlorobenzidine (27%) FWGRQLmw-008c-0546-GW MS had several analytes recover below LCG control limits (40-135%): hexachloroethane (42%), hexachlorobutadiene (42%), hexachlorocyclpentadiene (9.2%), and 3,3'dichlorobenzidine (0%). FWGRQLmw-008c-0546-GW MS/MSD RPD was above LCG control limits (40%) for several analytes: benzoic acid (108%), phenol (84%), bis(2-chloroethyl)ether (106%), 2-Chlorophenol (108%), 1,3-Dichlorobenzene (125%), 1,4-Dichlorobenzene (125%), 1,2-dichlorobenzene (119%), 2-methylphenol (79%), bis(2-chloroisopropyl)ether (108%), 4-methylphenol (69%), n-nitrosodi-n-propylamine (87%), hexachloroethane (128%), nitrobenzene (94%), isophorone (72%), 2-nitrophenol (92%), 2,4-dimethylphenol (94%), bis(2-chloroethoxy)methane (81%), 2,4-dichlorophenol (60%), 1,2,4-Trichlorobenzene (102%), naphthalene (95%), hexachlorobutadiene (109%), 2-methylnaphthalene (75%), hexachlorocyclopentadiene (200%), 2-chloronaphthalene (61%), Acenaphthylene (42%), Acenphthene (43%), and 3,3'-dichlorobenzidine (200%) FWGLL12mw-182c-0531-GW MS had several analytes recover below LCG control limits (40-135%): benzoic acid (16%), 1,3-Dichlorobenzene (39%), 1,4-Dichlorobenzene (39%), 1,2-Dichlorobenzene (44%), hexachloroethane (31%), 2,4-Dimethyphenol (39%), hexachlorobutadiene (31%), hexachlorocyclopentadiene (3.4%), 2,4-Dinitrophenol (33%), and 3,3'-	LCG Table 2 Pj

Ravenna, OH Data Review Checklist

Project Number: 030240.0006.05
Sample Event: October 2007
Data Reviewer/Date: Heather Medley/December 10, 2007

SDG: A7J100103 R0
Analysis: SW846 8270C (including PAH's)

Review Questions:	Yes	No	N/A	Comments	Qual/Criteria
				dichlorobenzidine (44%). FWGLL12mw-182c-0531-GW MSD had several analytes recover below the LCG control limits (40-135%): benzoic acid (42%), 1,3-Dichlorobenzene (43%), 1,4-Dichlorobenzene (43%), hexachloroethane (34%), hexachlorobutadiene (36%), hexachlorocyclopentadiene (7.1%), and 3,3'-dichlorobenzidine (0%). FWGLL12mw-182c-0531-GW MS/MSD RPD was above LCG control limits (40%) for several analytes: benzoic acid (91%), hexachlorocyclopentadiene (72%), and 3,3'-dichlorobenzidine (200%) Benzoic acid and Hexachlorocyclopentadiene also had LCS recovery failures. The parent samples had the hexachlorocyclopentadiene and benzoic acid results qualified non-usable "R". There were no other QC outliers for the other analytes in either MS/MSD samples; therefore no qualifications were made.	
38. Were surrogate recoveries within 50-150%?		✓		Samples FWGLL11mw-002c-0528-GW, FWGLL11mw-DUP4-0554-GW, FWGRQLmw-008c-0546-GW, FWGLL12mw-183c-0532-GW, FWGLL12mw-DUP2-0552-GW, FWGCBPmw-007c-0524-GW, FWGEQUIPRinse2-0557-GW, FWGCBPmw-006c-0523-GW, FWGLL4mw-198c-0543-GW, FWGLL4mw-199c-0544-GW, FWGRQLmw-009c-0547-GW, FWGRQLmw-DUP3-0553-GW, FWGLL12mw-182c-0531-GW, and FWGLL12mw-153c-0530-GW *had surrogate 2-fluorophenol recover below control limits (50%).* No qualifications were made because LCG (Attachment A "Data Validation Guidelines, Section 2.10) allows one surrogate failure without qualification. Sample FWGLL1mw-080c-0536-GW had nitrobenzene-d5 (40%), 2-fluorobiphenyl (46%), phenol-d5 (43%), and 2-fluorophenol (20%) recover below control limits (50%). All associated results were qualified estimated "J" for detected results and "UJ" for non-detected results. Sample FWGRQLmw-007c-0545-GW had nitrobenzene-d5 (45%), 2-fluorobiphenyl (47%), phenol-d5 (41%), and 2-fluorophenol (20%) recover below control limits (50%). All associated results were qualified estimated "J" for detected results and "UJ" for non-detected results.	LCG Table 2 >150%=J; 10% -50%=J/UJ; <10%=J/R
39. Were reported sample concentrations within calibration range?	✓				

Ravenna, OH Data Review Checklist

Project Number: 030240.0006.05
Sample Event: October 2007
Data Reviewer/Date: Heather Medley/December 10, 2007

SDG: A7J100103 R0
Analysis: SW846 8270C (including PAH's)

Review Questions:	Yes	No	N/A	Comments	Qual/Criteria
40. Were laboratory-generated Quality Control Exception Reports issued? If yes, summarize contents.		✓			
41. Were lab comments included in report? If yes, summarize contents.	✓				

References:

Louisville Chemistry Guidelines (LCG), USACE June 2002 version 5; Section I "Chemical Analysis Criteria" Table 2 and Attachment A "Data Validation Guidelines:

Final Quality Assurance Project Plan (QAPP) Addendum for the Facility-Wide Groundwater Monitoring Program Ravenna Army Ammunition Plant, Ravenna, OH, Portage Environmental September 2004

NELAC Quality Systems revision 16, July 12, 2002, Chapter 5 section 5.5.8.3.1.a.1 "temperatures just above freezing up to 6C shall be acceptable". This criterion has been used in the validation of acceptable temperatures.

Additional Comments:

Table 1: CCCs

Base / Neutral Compunds	Acid Compounds
Acenaphthalene	4-Chloro-3-methylphenol
1,4-Dichlorobenzene	2,4-Dichlorophenol
Hexachlorobutadiene	2-Nitrophenol
N-Nitrosodiphehylamine	Phenol
Di-n-octylphthalate	Pentachlorophenol
Fluoroanthene	2,4,6-Trichlorophenol
Benzo(a)pyrene	

(All analytes if CCCs not included in standard)

Table 2: SPCCs

N-Nitroso-di-n-propylamine	0.050

Project Number: 030240.0006.05
Sample Event: October 2007
Data Reviewer/Date: Heather Medley/December 10, 2007

SDG: A7J100103 R0
Analysis: SW846 8270C (including PAH's)

Hexachlorocyclopentadiene	0.050
2,4-Dinitrophenol	0.050
4-Nitrophenol	0.050

Ravenna, OH Data Review Checklist

Project Number: 030240.0006.05
Sample Event: October 2007
Data Reviewer/Date: Heather Medley/ December 10, 2007

SDG: A7J100103 R0
Analysis: SW846 8081

Review Questions:	Yes	No	N/A	Comments	Qual/Criteria
1. Did Chain-of-Custody information agree with laboratory report?	✓			COC#: 117227, 117218, 117224; See cooler receipt form for differences between labels and COCs.	
2. Were samples preserved properly and received in good condition?	✓			19 Coolers were received between 1.4 and 5.0°C.	QAPP Table 4-2, NELAC
3. Were holding times met?	✓			Samples collected 10/8/07 and 10/9/07, extracted on 10/10//07, and analyzed on 10/2107 and 10/2207.	QAPP Table 4-2 J/UJ/R
4. Were sample storage requirements met?	✓				QAPP Table 4-2
5. Were QAPP specified PQLs achieved?	✓				QAPP Table 3-5
6. Were all QAPP-specified target analytes reported?	✓				QAPP Table 3-5
7. Was a DDT standard analyzed every 12 hours? Was the DDT %breakdown < 15%?	✓			10/1/07 @ 1241, 10/21/07 @ 1606, 10/22/07 @ 0147, and 0958	LCG Table 4 >15%=J/R
8. Was an endrin standard analyzed every 12 hours? Was endrin %breakdown <15%?	✓			10/1/07 @ 1241, 10/21/07 @ 1606, 10/22/07 @ 0147, and 0958	LCG Table 4 >15%=J/R
9. Does the initial calibration curve consist of 5 concentration levels?	✓			Instrument A2HP9: ICAL on 10/01/07 Stds = 0.005, 0.01, 0.025, 0.05, 0.1, 0.20	LCG Table 4 R
10. Were the %RSDs for each analyte ≤ 20%? OR was the average %RSD ≤ 20% with the r^2 >0.990?	✓				LCG Table 4 RSD>20% or r<0.99=J/R
11. Was a blank run prior to the initial calibration?	✓				
12. Was a MDL Level Verification performed once per quarter with all target analytes detected?	✓			MDL verification check data for instrument a2hp3 was not provided. No qualifications were made since an evaluation could not be completed.	LCG Table 4 R
13. Was a MRL Verification performed at the beginning and end of the sequence or every 12 hours with results 70-130%?		✓		10/21/07 @ 1820 and 10/22/07 1404 10/22 @ 1404 back column: 4,4'-DDD recovered at 69.3%. All associated results were qualified estimated "J" for detected results and "UJ" for non-detected results.	LCG Table 4 >130%=J; 65-70%%=J/UJ; <65%=J/R
14. Was a second source (ICV) verification analyzed after the ICAL? Were results 85-115%?	✓			10/1/07 @ 2114	LCG Table 4 >115%=J; 80-85%=J/UJ; <80%=J/R

Ravenna, OH Data Review Checklist

Project Number: 030240.0006.05
Sample Event: October 2007
Data Reviewer/Date: Heather Medley/ December 10, 2007

SDG: A7J100103 R0
Analysis: SW846 8081

Review Questions:	Yes	No	N/A	Comments	Qual/Criteria
15. Was a CCV run every 12 hours?	✓			10/21/07 @ 1713, 1736 (tox), 10/22/07 @ 0210, 1021, and 1427 (tox)	LCG Table 4
16. Was the %D for all target analytes ≤15%? OR was the average %D ≤ 15% with no individual analyte >30%?		✓		10/21 @ 1736 front column – 1 of the individual peaks %D was less than 15% (neg). The average %D across all 5 peaks was 7.57%; no qualifications were made. 10/21 @ 1713 back column – delta-BHC (15.6%) and 4,4'-DDD (22.4%), recovered greater than 15% D. The average %D was 8.25%; no qualifications were made. 10/22 @ 0210 back column – 4,4'-DDD (17.6%), recovered greater than 15% D. The average %D was 6.6%; no qualifications were made. 10/22 @ 1021 back column – 4,4'-DDD (18.7%), recovered greater than 15% D. The average %D was 7.2%; no qualifications were made. 10/22 @ 1427 front column – 1 of the individual peaks %D were less than 15% (neg). The average %D across all 5 peaks was 15.5%; No qualifications were made since toxaphene was reported as an average of the peaks and the average %D was less than 30%. 10/22 @ 1427 back column – 4 of the individual peaks %D were less than 15% (neg). The average %D across all 5 peaks was 17.8%. No qualifications were made since toxaphene was reported as an average of the peaks and the average %D was less than 30%.	LCG Table 4 D>30% (neg) =J/R D>30% (pos) = J
17. Was a method blank prepared and analyzed with each batch?	✓				LCG Table 4
18. Were target analytes < ½ the MRL?	✓				LCG Table 4 <5x=B
19. Was an equipment blank collected and analyzed?	✓			One Equipment Rinse (FWGEQUIPRinse2-0557-GW) was collected on 10/9/07. Equipment Rinse, FWGEQUIPRinse1-0556-GW, was collected on 10/8/07 and was crossed-applied to the samples collected on 10/8/07.	
20. Were target analytes in the field blank analyses (equipment) <1/2 the MRL?	✓				<5x =B
21. Was an LCS prepared and analyzed with each batch?	✓			Only a LCS is required	LCG Table 4
22. Were the LCS recoveries within limits specified in LCG Appendix C?		✓		Endosulfan I recovered at 42% in the LCS. The control limits were 50-160. All associated results were qualified estimated "J" for detected results and "UJ" for non-detected results.	LCG Appendix C >UL=J; 30%-LL=J/UJ;

Ravenna, OH Data Review Checklist

Project Number: 030240.0006.05
Sample Event: October 2007
Data Reviewer/Date: Heather Medley/ December 10, 2007

SDG: A7J100103 R0
Analysis: SW846 8081

Review Questions:	Yes	No	N/A	Comments	Qual/Criteria
					<30%=J/R
23. Was a MS/MSD pair prepared with each batch?	✓				LCG Table 4
24. Was the MS/MSD parent sample a Ravenna sample?	✓			Samples FWGRQLmw-008c-0546-GW and FWGLL12mw-182c-0531-GW were the parent MS/MSD samples.	
25. Were MS/MSD recoveries 40-140% and RPD ≤20%?		✓		FWGRQLmw-008c-0546-GW had endosulfan I recover below LCG control limits (40-140%) in the MS (31%) and MSD (30%). Endosulfan II recovered below LCG control limits (40-140%) in the MS (36%) and MSD (34%). FWGLL12mw-182c-0531-GW MS/MSD and RPD criteria were acceptable. There were no other QC outliers for Endosulfan II; therefore no qualifications were made. Endosulfan I also had LCS failures. All associated results were qualified estimated "J" for detected results and "UJ" for non-detected results.	QAPP Table 3-2 Pj
26. Were surrogate recoveries 50-150%?		✓		Samples FWGLL11mw-002c-0528-GW, FWGRQLmw-008c-0546-GW, FWGCBPmw-006c-0523-GW, FWGLL4mw-198c-0543-GW, FWGLL4mw-199c-0544-GW, FWGRQLmw-007c-0545-GW, and FWGLL12mw-182c-0531-GW had DCB recover below the LCG control limits (50-150%). All associated results were qualified estimated "J" for detected results and "UJ" for non-detected results.	LCG Table 4 >150%=J; 10% -50%=J/UJ; <10%=J/R
27. Was a field duplicate analyzed? Were the RPDs ≤30%?	✓			FWGLL1mw-DUP4-0554-GW was the field duplicate of FWGLL11mw-002c-0528-GW. FWGLL12mw-DUP2-0552-GW was the field duplicate of FWGLL12mw-183c-0532-GW. FWGRQLmw-DUP3-0553-GW was the field duplicate of FWGRQLmw-009c-0547-GW.	QAPP Table 3-2 RPD >30=J
28. Were all positive results verified by a second column confirmation? Were the RPD's ≤ 40?	✓				LCG Table 4 >40 RPD=J
29. Were reported sample concentrations within calibration range?	✓				
30. Were laboratory-generated Quality Control Exception Reports issued? If yes, summarize contents.		✓			
31. Were lab comments included in report? If yes, summarize contents.	✓				

References:

Louisville Chemistry Guidelines (LCG), USACE June 2002 version 5; Section I "Chemical Analysis Criteria" Table 4 and Attachment A "Data Validation Guidelines:

Ravenna, OH Data Review Checklist

Project Number: 030240.0006.05
Sample Event: October 2007
Data Reviewer/Date: Heather Medley/ December 10, 2007

SDG: A7J100103 R0
Analysis: SW846 8081

Final Quality Assurance Project Plan (QAPP) Addendum for the Facility-Wide Groundwater Monitoring Program Ravenna Army Ammunition Plant, Ravenna, OH, Portage Environmental September 2004

NELAC Quality Systems revision 16, July 12, 2002, Chapter 5 section 5.5.8.3.1.a.1 "temperatures just above freezing up to 6C shall be acceptable". This criterion has been used in the validation of acceptable temperatures.

Additional Comments:

Ravenna, OH Data Review Checklist

Project Number: 030240.0006.05
Sample Event: October 2007
Data Reviewer/Date: Heather Medley/December 11, 2007

SDG: A7J100103 R0
Analysis: SW846 8082

Review Questions:	Yes	No	N/A	Comments	Qual/Criteria
1. Did Chain-of-Custody information agree with laboratory report?	✓			COC#: 117227, 117218, 117224; See cooler receipt form for differences between labels and COCs.	
2. Were samples preserved properly and received in good condition?	✓			19 Coolers were received between 1.4 and 5.0°C.	QAPP Table 4-2
3. Were holding times met?	✓			Samples collected 10/8/07 and 10/9/07, extracted on 10/11/07, and analyzed on 10/18/07.	QAPP Table 4-2 J/UJ/R
4. Were sample storage requirements met?	✓				QAPP Table 4-2
5. Were QAPP specified PQLs achieved?	✓				QAPP Table 3-5
6. Were all QAPP-specified target analytes reported?	✓				QAPP Table 3-5
7. Does the initial calibration curve consist of 5 concentration levels of Aroclors 1016 and 1260?	✓			Instrument A2HP10; ICAL on 10/9/07 Stds = 0.05, 0.1, 0.2, 0.5, 1.0, 2.0	LCG Table 3 R
8. Was the % RSD ≤ 20%? Were the r^2s >0.990?	✓				LCG Table 3 RSD>20% or r<0.99= J/R
9. Was a MDL Level Verification performed once per quarter? Were all target analytes detected?			✓	MDL verification check data for instrument a2hp10 was not provided. No qualifications were made since an evaluation could not be completed.	LCG Table 3 R
10. Was a MRL Level Verification performed at the beginning and end of the sequence or every 12 hours? Were the results 70-130%		✓		10/17/07 @ 1508 and 10/18/07 @ 0653 Opening MRL: The %D was above the limit (30% pos) for individual peaks in Aroclor 1016 and 1260. The average peak %D for Aroclor 1016 was 36.8% and Aroclor 1260 was 52%. There were no detected results; therefore no qualifications were made. Closing MRL: The %D was above the limit (30% pos) for individual peaks in Aroclor 1260. The average peak %D for Aroclor 1260 was 26.6%. No qualifications were made since it was reported as an average of the peaks and the average %D was less than 30%.	LCG Table 3 >130%=J; 65-70%=J/UJ; <65%=J/R
11. Was a second source (ICV) verification performed after the ICAL? Were results 85-115%?	✓			10/10/07 @ 0151;	LCG Table 3 >115%=J; 80-85%=J/UJ; <80%=J/R
12. Were single standards of the other five Aroclors run to aid in pattern	✓				Method 8082 Section 5.6.2

Ravenna, OH Data Review Checklist

Project Number: 030240.0006.05
Sample Event: October 2007
Data Reviewer/Date: Heather Medley/December 11, 2007

SDG: A7J100103 R0
Analysis: SW846 8082

Review Questions:	Yes	No	N/A	Comments	Qual/Criteria
recognition and to determine a single point calibration factor?					
13. Was a CCV run every 12 hours?	✓			10/18/07 @ 0032, 0334, and 0638	LCG Table 3
14. Was the % D ≤ 15 % for each analyte or the average %D across all analytes ≤ 15% with a maximum %D for each target analyte ≤30%?		✓		10/18 @ 0032 Aroclor 1016 had 1 of the individual peaks %D were greater than 15%. The average %D across all 5 peaks was 12.2%; No qualifications were made since it was reported as an average of the peaks and the average %D was less than 30%. 10/18 @ 0032 Aroclor 1260 had 3 of the individual peaks %D were greater than 15%. The average %D across all 5 peaks was 14.9%; No qualifications were made since it was reported as an average of the peaks and the average %D was less than 30%. 10/18 @ 0334 Aroclor 1016 had 2 of the individual peaks %D were greater than 15%. The average %D across all 5 peaks was 13.3%; No qualifications were made since it was reported as an average of the peaks and the average %D was less than 30%. 10/18 @ 0334 Aroclor 1260 had 2 of the individual peaks %D were greater than 15%. The average %D across all 5 peaks was 14.1%; No qualifications were made since it was reported as an average of the peaks and the average %D was less than 30%.	LCG Table 3 D>30% (neg) =J/R D>30% (pos) =J
15. Was a method blank prepared and analyzed with each batch?	✓				LCG Table 5
16. Were target analytes <1/2 the MRL?	✓				LCG Table 5 <5x = B
17. Was an equipment blank collected and analyzed?	✓			One Equipment Rinse (FWGEQUIPRinse2-0557-GW) was collected on 10/9/07. Equipment Rinse, FWGEQUIPRinse1-0556-GW, was collected on 10/8/07 and was crossed-applied to the samples collected on 10/8/07.	
18. Were target analytes in the field blank analyses (equipment) <1/2 the MRL?	✓				<5x = B
19. Was an LCS prepared and analyzed with each batch?	✓				LCG Table 3
20. Were the LCS recoveries within limits specified in LCG Appendix C?	✓				LCG Appendix C >UL=J; LL-30%=J/UJ; <30%=J/R
21. Was a MS/MSD pair prepared with each batch?	✓				LCG Table 3
22. Was the MS/MSD parent sample a Ravenna sample?	✓			Samples FWGRQLmw-008c-0546-GW and FWGLL12mw-182c-0531-GW were the parent MS/MSD samples.	

Ravenna, OH Data Review Checklist

Project Number: 030240.0006.05
Sample Event: October 2007
Data Reviewer/Date: Heather Medley/December 11, 2007

SDG: A7J100103 R0
Analysis: SW846 8082

Review Questions:	Yes	No	N/A	Comments	Qual/Criteria
23. Were MS/MSD recoveries 40-140% and RPD ≤20%?		✓		FWGRQLmw-008c-0546-GW Aroclor 1016 MS/MSD RPD (29%) and Aroclor 1260 MS/MSD RPD (21%) were above the control limits. The parent results were qualified "UJ" estimated since there were other QC outliers.	QAPP Table 3-2 Pj
24. Was the surrogate spiked into all samples?	✓				
25. Were surrogate recoveries 50-150%?		✓		Surrogate DCB recovered below control limits in samples FWGCBPmw-006c-0523-GW (23%), FWGLL1mw-002c-0528-GW (33%), FWGLL12mw-182c-0531-GW (48%), FWGLL4mw-198c-0543-GW (35%), FWGRQLmw-007c-0545-GW (40%), FWgRQLmw-008c-0546-GW (15%), and FWGRQLmw-009c-0547-Gw (44%) . All associated results were qualified estimated "UJ"	LCG Table 3 >150%=J; 10-50%=J/UJ; <10%=R
26. Was a field duplicate analyzed? Were the RPDs <30%?	✓			FWGLL1mw-DUP4-0554-GW was the field duplicate of FWGLL11mw-002c-0528-GW. FWGLL12mw-DUP2-0552-GW was the field duplicate of FWGLL12mw-183c-0532-GW. FWGRQLmw-DUP3-0553-GW was the field duplicate of FWGRQLmw-009c-0547-GW.	QAPP Table 3-2 RPD >30=J
27. Were all positive results verified by a second dissimilar column confirmation? Was the RPD ≤ 40?	✓				LCG Table 3 RPD>40=J
28. Were reported sample concentrations within calibration range?	✓				
29. Were laboratory-generated Quality Control Exception Reports issued? If yes, summarize contents.		✓			
30. Were lab comments included in report? If yes, summarize contents.	✓				

References:

Louisville Chemistry Guidelines (LCG), USACE June 2002 version 5; Section I "Chemical Analysis Criteria" Table 3 and Attachment A "Data Validation Guidelines:

Final Quality Assurance Project Plan (QAPP) Addendum for the Facility-Wide Groundwater Monitoring Program Ravenna Army Ammunition Plant, Ravenna, OH, Portage Environmental September 2004

NELAC Quality Systems revision 16, July 12, 2002, Chapter 5 section 5.5.8.3.1.a.1 "temperatures just above freezing up to 6C shall be acceptable". This criterion has been used in the validation of acceptable temperatures.

Ravenna, OH Data Review Checklist

Project Number: 030240.0006.05
Sample Event: October 2007
Data Reviewer/Date: Heather Medley/December 11, 2007

SDG: A7J100103 R0
Analysis: SW846 8082

Additional Comments:

Ravenna, OH Data Review Checklist

Project Number: 030240.0006.05
Sample Event: October 2007
Data Reviewer/Date: Heather Medley/December 11, 2007

SDG: A7J100103 R0
Analysis: SW846 6010B/6020

Review Questions:	Yes	No	N/A	Comments	Qual/Criteria
1. Did Chain-of-Custody information agree with laboratory report?	✓			COC#: 117227, 117218, 117224; See cooler receipt form for differences between labels and COCs.	
2. Were samples preserved properly and received in good condition?	✓			19 Coolers were received between 1.4 and 5.0°C.	QAPP Table 4-2
3. Were holding times met?	✓			Samples collected 10/8/07 and 10/9/07, digested on 10/11/07 and 10/12/07, ICP analyzed on 10/11/07, and ICP-MS analyzed on 10/18/07.	QAPP Table 4-2 J/UJ/R
4. Were sample storage requirements met?	✓				QAPP Table 4-2
5. Were QAPP specified RLs achieved?	✓				QAPP Table 3-8
6. Were all QAPP-specified target analytes reported?	✓				QAPP Table 3-8
7. Did the initial calibration curve range include 3 standards and a blank?	✓				LCG Table 7 R
8. Was the ICAL performed daily?	✓				LCG Table 7 R
9. Was the correlation coefficient r≥0.995 for each analyte?	✓				LCG Table 7 R<0.995=J/R
10. Was a MDL Level Verification performed once per quarter with all target analytes detected?	✓			I5 – 9/4/07; I7 – 7/12/07	LCG Table 7 R
11. Was a MRL Level Verification performed at the beginning of the daily sequence? Were results 70-130%?		✓		**ICPMS**: 10/18/07 @ 0925; **ICP**: 10/11/07 @ 0845 and 10/12/07 @ 2048 Silver recovered at 60.5% in the closing MRL. Detected results were qualified estimated "J" and non-detected results were qualified non-usable "R".	LCG Table 7 >130%=J; 65-70%=J/UJ; <65%=J/R
12. Was the ICV (second source verification) analyzed after the ICAL?	✓				LCG Table 7
13. Were all analytes within 90-110% in the ICV?	✓				LCG Table 7 J>110%=J; 90-85%=J/UJ; <85%=J/R
14. Was the ICB analyzed after the ICV with results <1/2 the MRL?	✓			**ICP-MS:** Antimony was detected at 0.11 ug/L with a RL of 2 ug/L. Cadmium was detected at 0.018 ug/L with a RL of 0.5 ug/L. The contamination was less than ½ the RL. Therefore no qualifications were made. **ICP**: Calcium was detected at -3.8 ug/L with a RL of 1000 ug/L. Chromium was detected at -0.7 ug/L with a RL of 5 ug/L. Copper was detected -1.2 ug/L with a RL of 5 ug/L. Potassium was detected at 136 ug/L with a RL of 1000 ug/L.	LCG Table 7 < 5x = U

Ravenna, OH Data Review Checklist

Project Number: 030240.0006.05
Sample Event: October 2007
Data Reviewer/Date: Heather Medley/December 11, 2007

SDG: A7J100103 R0
Analysis: SW846 6010B/6020

Review Questions:	Yes	No	N/A	Comments	Qual/Criteria
				The contamination was less than ½ the RL. Therefore no qualifications were made. Sodium was detected at –890 ug/L with a RL of 1000 ug/L. No qualifications were made since the LCG doesn't specifically address negative blank values.	
15. Were CCVs analyzed every 10 samples and at the end of the analytical sequence?	✓				LCG Table 7
16. Were CCV results within 90 to 110%?		✓		**ICP-MS:** CCV2 Al recovered at 88%. Sample FWGLL11mw-002c-0528-GF was reported between CCV2 and CCV3. The result was qualified estimated "J". CCV6 Be recovered at 110.9%. Sample FWGLL12mw-183c-0532-GF reported between CCB5 and CCB6. Be was not detected therefore no qualifications were made.	LCG Table 7 >110%=J 90-85%=J/UJ; <85%=J/R
17. Were the CCBs run every 10 samples and at the end of the analytical sequence? Were results <1/2 the MRL?		✓		**ICP-MS:** Antimony was detected in all CCBs between 0.11 ug/L and 0.18 ug/L with a RL of 2 ug/L. Beryllium was detected in CCB3 (0.021 ug/L) and CCB5 (0.032 ug/L), CCB6 (0.039 ug/L), CCB7 (0.027 ug/L), CCB9 (0.023 ug/L), and CCB10 (0.042ug/L) with a RL of 1 ug/L. Cadmium was detected in CCBs 3 through 10 between 0.016 ug/L and 0.028ug/L with a RL of 0.5 ug/L. Thallium was detected in CCB1 at 0.044 ug/L with a RL of 1 ug/L. Zinc was detected in CCBs 3 through 10 between 0.17 ug/L and 0.38ug/L with a RL of 10 ug/L. Aluminum was detected in CCB9 (6.1 ug/L) and CCB10 (5.7 ug/L) with a RL of 50 ppb. The contamination was less than ½ the RL; therefore no qualifications were made. Iron was detected in CCBs 3 through 10 between –7.2ug/L and -13ug/L with a RL of 20 ug/L. No qualifications were made since the LCG doesn't specifically address negative blank values. **ICP**: Barium was detected in CCB16 (0.5 ug/L) with a RL of 10 ug/L. Calcium was detected in CCB1 (-6.8 ug/L), CCBs 3 through 8 between 4.9 ug/L and 8.8 ug/L, and CCBs 11 through 17 between -5.2 ug/L and -7.4 ug/L with a RL of 1000 ug/L. Chromium was detected in CCB16 (0.6 ug/L) with a RL of 5 ug/L. Cobalt was detected in CCB16 (1.3 ug/L) with a RL of 5 ug/L. Copper was detected in CCB1 (-1.3 ug/L), CCB10 (-1.6 ug/L), CCB13 (1.4ug/L), CCB14 (-1.1 ug/L), CCB15 (-1.3 ug/L), and CCB17 (-1.8 ug/L) with a RL of 5 ug/L. Magnesium was detected in CCB6 (3.4 ug/L), CCB11 (4.8 ug/L), and CCB 16 (13.3 ug/L) with a RL of 1000 ppb. Manganese was detected CCB2 (0.1 ug/L), CCB6 (0.1 ug/L), CCB13 (0.1 ug/L), CCB16 (0.2 ug/L), and CCB17 (-0.1 ug/L) with a RL of 10 ug/L. Nickel was detected in CCB2 (1.7 ug/L) and CCB16 (3.3 ug/L) with a RL of 10 ug/L. Potassium was detected all 17 CCBs between 135 and 164 ppb with a RL of 1000 ppb. Silver was detected in CCB16 (2.1 ug/L) with a RL of 5 ug/L.	LCG Table 7 <5x = U

Ravenna, OH Data Review Checklist

Project Number: 030240.0006.05 **SDG:** A7J100103 R0
Sample Event: October 2007 **Analysis:** SW846 6010B/6020
Data Reviewer/Date: Heather Medley/December 11, 2007

Review Questions:	Yes	No	N/A	Comments	Qual/Criteria
				Vanadium was detected in CCB16 (1.3 ug/L) and CCB17 (-0.6 ug/L) with a RL of 10 ug/L. The contamination was less than ½ the RL; therefore no qualifications were made. Selenium was detected in CCB1 (3.8 ug/L), CCB2 (2.9 ug/L), CCB14 (2.9 ug/L), and CCB15 (3.0 ug/L) with a RL of 5 ug/L. There were no detected results therefore no qualifications were made. Sodium was detected in CCBs 1 through 17 (EXCEPT 9 and 16) between -420 ug/L and –770 ug/L with a RL of 1000 ug/L. No qualifications were made since the LCG doesn't specifically address negative blank values.	
18. Was an Interelement Check Standard run at the beginning of the analytical sequence?	✓				LCG Table 7
19.Was the ICS recovery within 80 to 120% of true value for each element of interest?	✓				LCG Table 7 >120%=J; 50-79%=J/UJ; <50%=Pj/R
21. Was a method blank prepared and analyzed with each batch?	✓				LCG Table 7
22. Were target analytes <1/2 the MRL in the method blank?		✓		**Prep Batch 7284018 (10/11/07 digestion date)** - Barium was detected at 0.79 ug/L with a RL of 10ppb. Calcium was detected at 190 ug/L with a RL of 1000 ppb. Magnesium was detected at 44.1 ug/L with a RL of 1000 ppb. Manganese was detected at 0.71 ug/L with a RL of 10 ppb. Potassium was detected at 111 ug/L with a RL of 1000ppb. Zinc was detected at 4.6 ug/L with a RL of 10 ppb. There were no qualifications made since the MB values were less than ½ the MRL. **Prep Batch 7285017 (10/12/07 digestion date)** - Manganese was detected at 0.71 ug/L with a RL of 10 ppb. Potassium was detected at 137 ug/L with a RL of 1000ppb. There were no qualifications made since the MB values were less than ½ the MRL.	LCG Table 7 <5x = B
23. Was a field blank collected and analyzed?	✓			One Equipment Rinse (FWGEQUIPRinse2-0557-GW) was collected on 10/9/07. Equipment Rinse, FWGEQUIPRinse1-0556-GW, was collected on 10/8/07 and was crossed-applied to the samples collected on 10/8/07.	
24. Were target analytes reported in the field blank analyses <1/2 the MRL?		✓		FWGEQUIPRinse1-0556-GW Calcium was detected at 138 ug/L with a RL of 1000 ug/L. Potassium was detected at 114 ug/L with a RL of 1000 ug/L. FWGEQUIPRinse2-0557-GW had potassium detected at 137 ug/L with a RL of 1000 ppb. The contamination was less than ½ MRL; therefore no qualifications were made.	<5x=B
25. Was a LCS prepared and analyzed with each batch?	✓				LCG Table 7
26. Were the LCS recoveries within limits specified in LCG Appendix C?	✓				LCG Appendix C >UL=J;

Ravenna, OH Data Review Checklist

Project Number: 030240.0006.05
Sample Event: October 2007
Data Reviewer/Date: Heather Medley/December 11, 2007

SDG: A7J100103 R0
Analysis: SW846 6010B/6020

Review Questions:	Yes	No	N/A	Comments	Qual/Criteria
					60%-LL= J/UJ; <60%=J/R
27. Was a MS prepared with each batch?	✓				LCG Table 7
28. Was the MS and Lab Duplicate parent sample a Ravenna sample?	✓			Samples FWGRQLmw-008c-0546-GF, FWGLL12mw-182c-0531-GF, and FWGLL12mw-183c-0532-GF were the parent MS/MSD samples.	
29. Were the MS recoveries within 75-125%?	✓				LCG Table 7 >125% = J 30% - 75% = J/UJ <30% = J/R
30. Was the lab sample duplicate RPD ≤20%?		✓		FWGRQLmw-008c-0546-GF Silver RPD was 200%, Cobalt RPD was 30%, and Vanadium RPD was 200%. FWGLL12mw-183c-0532-GF Chromium RPD was 200%, nickel RPD was 200%, and antimony RPD was 200%. All detected results were qualified estimated "J".	LCG Table 7 >20% = J
31. Was a Post Digestion Spike analyzed as needed? Were results within 75-125%?			✓		LCG Table 7 >125%=J; 30-75%=J/UJ; <30%=R
32. Was a serial dilution performed as needed?	✓				
33. Was the 4 fold dilution within ± 10% of the original result?	✓				LCG Table 7 >10%=J
34. Was a field duplicate analyzed? Were the RPDs ± 30%?		✓		FWGLL1mw-DUP4-0554-GW was the field duplicate of FWGLL11mw-002c-0528-GW. Vanadium RPD was 42.4%, Aluminum RPD was 43.4%, Antimony RPD was 200%, Cadmium RPD was 40%, and Iron was 32.1%; the detected results were qualified estimated "J". FWGLL12mw-DUP2-0552-GW was the field duplicate of FWGLL12mw-183c-0532-GW. Chromium RPD was 200%, Nickel RPD was 200%, and antimony RPD was 35.9%; the detected results were qualified estimated "J". FWGRQLmw-DUP3-0553-GW was the field duplicate of FWGRQLmw-009c-0547-GW. Zinc RPD was 32.3%; the results were qualified estimated "J".	QAPP Table 3-2 >30% = J
35. Were sample concentrations within calibration range?	✓				
36. Were laboratory-generated Quality Control Exception Reports issued? If yes, summarize contents.		✓			
37. Were lab comments included in	✓				

Project Number: 030240.0006.05
Sample Event: October 2007
Data Reviewer/Date: Heather Medley/December 11, 2007

SDG: A7J100103 R0
Analysis: SW846 6010B/6020

Review Questions:	Yes	No	N/A	Comments	Qual/Criteria
report? If yes, summarize contents.					

References:

Louisville Chemistry Guidelines (LCG), USACE June 2002 version 5; Section I "Chemical Analysis Criteria" Table 7 and Attachment A "Data Validation Guidelines:

Final Quality Assurance Project Plan (QAPP) Addendum for the Facility-Wide Groundwater Monitoring Program Ravenna Army Ammunition Plant, Ravenna, OH, Portage Environmental September 2004

NELAC Quality Systems revision 16, July 12, 2002, Chapter 5 section 5.5.8.3.1.a.1 "temperatures just above freezing up to 6C shall be acceptable". This criterion has been used in the validation of acceptable temperatures.

Additional Comments:

Ravenna, OH Data Review Checklist

Project Number: 030240.0006.05
Sample Event: October 2007
Data Reviewer/Date: Heather Medley/ December 11, 2007

SDG: A7J100103 R0
Analysis: SW846 7470A

Review Questions:	Yes	No	N/A	Comments	Qual/Criteria
1. Did Chain-of-Custody information agree with laboratory report?	✓			COC#: 117227, 117218, 117224; See cooler receipt form for differences between labels and COCs.	
2. Were samples preserved properly and received in good condition?	✓			19 Coolers were received between 1.4 and 5.0°C.	QAPP Table 4-2
3. Were holding times met?	✓			Samples collected 10/8/07 and 10/9/07, digested on 10/11/07 and 10/12/07, analyzed on 10/15/07.	QAPP Table 4-2 J/UJ/R
4. Were sample storage requirements met?	✓				QAPP Table 4-2
5. Were QAPP specified RLs achieved?	✓				QAPP Table 3.8
6. Were all QAPP-specified target analytes reported?	✓				QAPP Table 3-8
7. Did the initial calibration curve range include 5 standards and a blank?	✓				LCG Table 9 R
8. Was the correlation coefficient ≥ 0.995 for Hg?	✓				LCG Table 9 R<0.995=J/R
9. Was a MDL Level Verification performed once per quarter with all target analytes detected?	✓			9/7/07	LCG Table 9 R
10. Was a MRL Level Verification performed at the beginning of every daily analytical sequence with 70-130%?	✓				LCG Table 9 >130%=J; 70-65%=J/UJ; <65%=J/R
11. Was the ICV analyzed after the ICAL but before samples with recoveries between 80-120%?	✓				LCG Table 9 >120%=J; 80-75%=J/UJ; <75%=J/R
12. Was the ICB analyzed after the ICAL with results <1/2 the MRL?	✓				LCG Table 9 <5x = U
13. Were the CCVs analyzed every 10 samples and at the end of the analytical sequence?	✓				LCG Table 9
14. Were CCV results within 80 to 120%?	✓				LCG Table 9 >120%=J; 80-75%=J/UJ; <75%=J/R

Ravenna, OH Data Review Checklist

Project Number: 030240.0006.05 **SDG:** A7J100103 R0
Sample Event: October 2007 **Analysis:** SW846 7470A
Data Reviewer/Date: Heather Medley/ December 11, 2007

Review Questions:	Yes	No	N/A	Comments	Qual/Criteria
15. Were the CCBs analyzed every 10 samples and at the end of the analytical sequence? Were results <1/2 the MRL?		✓		Mercury was detected in CCB1 (-0.1 ug/L) and CCB3 (-0.1ug/L) with a RL of 0.2 ug/L. No qualifications were made since the LCG doesn't specifically address negative blank values.	LCG Table 9 <5x = U
16. Was a method blank prepared and analyzed with each batch?	✓				LCG Table 9
17. Were target analytes detected in the method blank <1/2 the MRL?	✓				LCG Table 9 <5x = B
18. Was a field blank collected and analyzed?	✓			One Equipment Rinse (FWGEQUIPRinse2-0557-GW) was collected on 10/9/07. Equipment Rinse, FWGEQUIPRinse1-0556-GW, was collected on 10/8/07 and was crossed-applied to the samples collected on 10/8/07.	
19. Were target analytes reported in the field blank analyses at <1/2 the MRL?	✓				<5x=B
20. Was a LCS prepared and analyzed with each batch?	✓				LCG Table 9
21. Were the LCS recoveries within 80-120%?	✓				LCG Table 9 J>120%=J; 50-79%=J/UJ; <50%=R
22. Was a MS prepared with each batch?	✓				LCG Table 9
23. Was the MS and Lab Duplicate parent sample a Ravenna sample?	✓			Samples FWGRQLmw-008c-0546-GF, FWGLL12mw-182c-0531-GF, and FWGLL12mw-183c-0532-GF were the parent MS/MSD samples.	
24. Were the MS recoveries within 80-120%?	✓				LCG Table 9 >125% = J 30% - 75% = J/UJ <30% = J/R
25. Was the Matrix Duplicate RPD ± 20%?	✓				LCG Table 9 >20% = J
26. Was a field duplicate analyzed? Were the RPDs ± 30%?	✓			FWGLL1mw-DUP4-0554-GW was the field duplicate of FWGLL11mw-002c-0528-GW. FWGLL12mw-DUP2-0552-GW was the field duplicate of FWGLL12mw-183c-0532-GW. FWGRQLmw-DUP3-0553-GW was the field duplicate of FWGRQLmw-009c-0547-GW.	QAPP Table 3-2
27. Were sample concentrations within calibration range?	✓				
28. Were laboratory-generated Quality Control Exception Reports issued? If		✓			

Ravenna, OH Data Review Checklist

Project Number: 030240.0006.05
Sample Event: October 2007
Data Reviewer/Date: Heather Medley/ December 11, 2007

SDG: A7J100103 R0
Analysis: SW846 7470A

Review Questions:	Yes	No	N/A	Comments	Qual/Criteria
yes, summarize contents.					
29. Were lab comments included in report? If yes, summarize contents.	X			Comments on the MS/MSD	

References:

Louisville Chemistry Guidelines (LCG), USACE June 2002 version 5; Section I "Chemical Analysis Criteria" Table 9 and Attachment A "Data Validation Guidelines:

Final Quality Assurance Project Plan (QAPP) Addendum for the Facility-Wide Groundwater Monitoring Program Ravenna Army Ammunition Plant, Ravenna, OH, Portage Environmental September 2004

NELAC Quality Systems revision 16, July 12, 2002, Chapter 5 section 5.5.8.3.1.a.1 "temperatures just above freezing up to 6C shall be acceptable". This criterion has been used in the validation of acceptable temperatures.

Additional Comments:

Ravenna, OH Data Review Checklist

Project Number: 030240.0006.05
Sample Event: October 2007
Data Reviewer/Date: Heather Medley/ December 6, 2007

SDG: A7J09101 R0
Analysis: SW846 9012

Review Questions:	Yes	No	N/A	Comments	QUAL/Criteria
1. Did Chain-of-Custody information agree with laboratory report?	✓			COC#: 117227, 117218, 117224; See cooler receipt form for differences between labels and COCs.	
2. Were samples preserved properly and received in good condition?	✓			19 Coolers were received between 1.4 and 5.0°C.	QAPP Table 4-2
3. Were holding times met?	✓			Samples collected 10/8/07 and 10/9/07, and analyzed on 10/11/07 and 10/17/07	QAPP Table 4-2 J/UJ/R
4. Were sample storage requirements met?	✓				QAPP Table 4-2
5. Were QAPP specified PQLs achieved?	✓				QAPP Table 3-9
6. Were all QAPP-specified target analytes reported?	✓				QAPP Table 3-9
7. Does the initial calibration curve consist of at least 6 standards and one blank?	✓			10/11/07 and 10/17/07	LCG Table 10 R
8. Was the correlation coefficient R ≥ 0.995?	✓				LCG Table 10 R<0.995=-J/R
9. Were % RSDs ≤ 10% in all standards and ICV/CCVs?	✓				LCG Table 10 RSD%>10=J
10. Were a high and low standard distilled and compared to the undistilled standard? Were the results within ± 10%?	✓				LCG Table 10 R
11. Was an MDL Level Verification performed at least once per quarter with all target analytes detected?	✓			10/4/07	LCG Table 10 R
12. Was a MRL Level Verification performed at the beginning of every daily sequence? Were results within 70-130%?		✓		The 10/17/07 MRL recovered at 40%. Samples FWGLL12mw-182c-0531-GW and FWGLL12mw-153c-0530-GW were affected. The sample results were qualified non-usable "R".	LCG Table 10 >130%=J; 65-70%=J/UJ; <65%=J/R
13. Was a second source verification (ICV) analyzed after the ICAL and all analytes 85-115%?	✓				LCG Table 10 >115%=J; 80-85%=J/UJ; <80%=J/R
14. Was the ICB analyzed after the ICV with results <1/2 the MRL?	✓				LCG Table 7 < 5x = U
15. Was a CCV run at the beginning and end of the analytical sequence?	✓				LCG Table 10

Ravenna, OH Data Review Checklist

Project Number: 030240.0006.05
Sample Event: October 2007
Data Reviewer/Date: Heather Medley/ December 6, 2007

SDG: A7J09101 R0
Analysis: SW846 9012

Review Questions:	Yes	No	N/A	Comments	QUAL/Criteria
16. Were the CCV results 80-120%?	✓				LCG Table 10 >120%=J; 75-80%=J/UJ; <75%=J/R
17. Was a method blank prepared and analyzed with each batch?	✓				
18. Were target analytes detected in the method blank >1/2 the MRL?	✓				LCG Table 10 <5x=B
19. Was a field blank collected and analyzed?	✓			One Equipment Rinse (FWGEQUIPRinse2-0557-GW) was collected on 10/9/07. Equipment Rinse, FWGEQUIPRinse1-0556-GW, was collected on 10/8/07 and was crossed-applied to the samples collected on 10/8/07.	
20. Were target analytes in the field blank analyses <1/2 the MRL?	✓				<5x=B
21. Was a field duplicate analyzed? Were the RPDs ≤30%?	✓			FWGLL1mw-DUP4-0554-GW was the field duplicate of FWGLL11mw-002c-0528-GW. FWGLL12mw-DUP2-0552-GW was the field duplicate of FWGLL12mw-183c-0532-GW. FWGRQLmw-DUP3-0553-GW was the field duplicate of FWGRQLmw-009c-0547-GW.	QAPP Table 3-2 >30% = J
22. Was an LCS prepared and analyzed with each batch?	✓				LCG Table 10
23. Were the LCS recoveries 80-120%?	✓				LCG Table 10 >120%=J; 50-79%=J/UJ; <50%=R
24. Was a MS prepared once per every 10 samples?	✓				LCG Table 10
25. Was the MS parent sample a Ravenna sample?	✓			Samples FWGRQLmw-008c-0546-GW, FWGRQLmw-007c-0545-GW, and FWGLL12mw-182c-0531-GW were the parent MS/MSD samples.	
26. Were MS recoveries 75-125%?	✓				QAPP Table 3-2 >120%=J; 30-74%=J/UJ; <30%=J/R
27. Were reported sample concentrations within calibration range?	✓				
28. Were laboratory-generated Quality		✓			

Ravenna, OH Data Review Checklist

Project Number: 030240.0006.05
Sample Event: October 2007
Data Reviewer/Date: Heather Medley/ December 6, 2007

SDG: A7J09101 R0
Analysis: SW846 9012

Review Questions:	Yes	No	N/A	Comments	QUAL/Criteria
Control Exception Reports issued? If yes, summarize contents.					
29. Were lab comments included in report? If yes, summarize contents.	✓				

References: Louisville Chemistry Guidelines (LCG), USACE June 2002 version 5; Section I "Chemical Analysis Criteria" Table 10 and Attachment A "Data Validation Guidelines:

Final Quality Assurance Project Plan (QAPP) Addendum for the Facility-Wide Groundwater Monitoring Program Ravenna Army Ammunition Plant, Ravenna, OH, Portage Environmental September 2004

NELAC Quality Systems revision 16, July 12, 2002, Chapter 5 section 5.5.8.3.1.a.1 "temperatures just above freezing up to 6C shall be acceptable". This criterion has been used in the validation of acceptable temperatures.

Additional Comments:

Ravenna, OH Data Review Checklist

Project Number: 030240.0006.05
Sample Event: October 2007
Data Reviewer/Date: Heather Medley/ December 11, 2007

SDG: A7J100103 Rev 0
Analysis: EPA 353.2

Review Questions:	Yes	No	N/A	Comments	Qual/Crtieria
1. Did Chain-of-Custody information agree with laboratory report?	✓			COC#: 117227, 117218, 117224; See cooler receipt form for differences between labels and COCs.	
2. Were samples preserved properly and received in good condition?	✓			19 Coolers were received between 1.4 and 5.0°C.	QAPP Table 4-2
3. Were holding times met?	✓			Samples collected 10/9/07 and analyzed on 10/16/07.	QAPP Table 4-2 J/UJ/R
4. Were sample storage requirements met?	✓				QAPP Table 4-2
5. Were QAPP specified RLs achieved?	✓				QAPP Table 3-9
6. Were all QAPP-specified target analytes reported?	✓				QAPP Table 3-9
7. Was the Linear Calibration Range verified using 3 standards and 1 blank? Was the ICV within 10% of the initial values?	✓				Method EPA 353.2 Section 9.2.2 J
8. Was an Instrument Performance Check Solution (CCV) analyzed immediately following daily calibration, after every 10th sample, and at the end of the analytical sequence?	✓				Method EPA 353.2 Section 9.3.4
19. Was the CCV a mid-level standard from the initial calibration curve?	✓				Method EPA 353.2 Section 9.3.4
10. Were the CCVs 90-110%?	✓				Method EPA 353.2 Section 9.3.4 >110%=J; 85-90%=J/UJ; <85%=J/R
11. Was a method blank and a calibration blank prepared and analyzed with each batch?	✓				Method EPA 353.2 Section 9.3.1, 9.3.4
12. Were target analytes detected in the method blank or calibration blank >1/2 the MRL?		✓		ADR checked section;	LCG Attachment A Section 11 <5x = B
13. Was a field blank collected and analyzed?		✓			

Ravenna, OH Data Review Checklist

Project Number: 030240.0006.05
Sample Event: October 2007
Data Reviewer/Date: Heather Medley/ December 11, 2007

SDG: A7J100103 Rev 0
Analysis: EPA 353.2

Review Questions:	Yes	No	N/A	Comments	Qual/Crtieria
14. Were target analytes in the field blank analyses <1/2 the MRL?			✓	ADR checked section;	<5x=U
16. Was a field duplicate analyzed? Were the RPDs <30%?		✓		FWGLL12mw-DUP2-0552-GW was the field duplicate of FWGLL12mw-183c-0532-GW.	QAPP Table 3-2 >30% = J
17. Was an LCS prepared and analyzed with each batch? Was the LCS recovery within 90-110%?	✓				Method EPA 353.2 Section 9.3.3 >110%=J; 70-90%=J/UJ; <70%=R
18. Was a MS prepared with each batch?	✓				Method EPA 353.2 Section 9.4.1
19. Was the MS parent sample a Ravenna sample?	✓			Sample FWGLL12mw-182c-0531-GW was the parent MS/MSD sample.	
20. Were MS/MSD recoveries and RPD within lab in-house limits?	✓				Method EPA 353.2 Section 9.4.2 >UL%=J; 30-LL%=J/UJ; <50%=J/R
21. Were sample concentrations within calibration range?	✓				
22. Were laboratory-generated Quality Control Exception Reports issued? If yes, summarize contents.		✓			
23. Were lab comments included in report? If yes, summarize contents.		✓			

References: Louisville Chemistry Guidelines (LCG), USACE June 2002 version 5

Final Quality Assurance Project Plan (QAPP) Addendum for the Facility-Wide Groundwater Monitoring Program Ravenna Army Ammunition Plant, Ravenna, OH, Portage Environmental September 2004

EPA Method 353.2 "Determination of Nitrate-Nitrite Nitrogen by Automated Colorimetry", August 1993, rev 2.0

NELAC Quality Systems revision 16, July 12, 2002, Chapter 5 section 5.5.8.3.1.a.1 "temperatures just above freezing up to 6C shall be acceptable". This criterion has been used in the validation of acceptable temperatures.

Additional Comments:

Ravenna, OH Data Review Checklist

Project Number: 030240.0006.05
Sample Event: October 2007
Data Reviewer/Date: Heather Medley/ December 12, 2007

SDG: A7J100103 Rev 0
Analysis: EPA 353.2- Nitrocellulose

Review Questions:	Yes	No	N/A	Comments	Qualifier
1. Did Chain-of-Custody information agree with laboratory report?	✓			COC#: 117227, 117218, 117224; See cooler receipt form for differences between labels and COCs.	
2. Were samples preserved properly and received in good condition?	✓			19 Coolers were received between 1.4 and 5.0°C.	QAPP Table 4-2
3. Were holding times met?	✓			Samples collected 10/8/07 and 10/9/07, extracted 10/19, hydrolyzed 10/19, and analyzed on 10/23/07	QAPP Table 4-2 J/UJ/R
4. Were sample storage requirements met?	✓				QAPP Table 4-2
5. Were QAPP specified RLs achieved?	✓				QAPP Table 3.7
6. Were all QAPP-specified target analytes reported?	✓				QAPP Table 3.7
7. Was Acetone used to extract the samples? Was the Acetone evaporated using Nitrogen?	✓				STL SOP Sections 11.4
8. Does the initial calibration curve consist of 5 concentration levels with the low standard near but > MDL?	✓			Instrument FS4; ICAL 10/23/07 Stds- 0, 0.05, 0.2, 0.4, 1, 2	STL SOP Section 10.2 R
9. Was the correlation coefficient >0.995?	✓				STL SOP Section 10.2
10. Was a MRL Level Verification run at the beginning and end of every daily sequence or every 12 hours? Was the %D <30%?	✓			10/23/07 @ 1632, 1702, 1730, 1742	LCG Table 5 >30%=J
11. Was a second source verification (ICV) analyzed after the ICAL? Were all analytes 90-110%?	✓			10/23/07 @ 1632	STL SOP Section 9.8, 10.3, LCG >110%=J; 90-85%=J/UJ; <85%=J/R
12. Was the ICB analyzed after the ICV with results <1/2 the MRL?	✓				STL SOP Section 9.8, LCG < 5x = U
13. Was a CCV run every 10 samples and at the end of the analytical run?	✓			10/23/07 @ 1704, 1732, 1744	STL SOP Section 10.4
14. Was the ICV and CCV a mid-level standard from the initial calibration curve?	✓				STL SOP Section 10.3.1

Ravenna, OH Data Review Checklist

Project Number: 030240.0006.05
Sample Event: October 2007
Data Reviewer/Date: Heather Medley/ December 12, 2007

SDG: A7J100103 Rev 0
Analysis: EPA 353.2- Nitrocellulose

Review Questions:	Yes	No	N/A	Comments	Qualifier
15. Were all CCV calibration analytes within 90-110%?	✓				STL SOP Section 10.4, LCG >110%=J; 85-90%=J/UJ; <85%=J/R
16. Was the ICB analyzed after the ICV with results <1/2 the MRL?	✓				STL SOP Section 10.4, LCG < 5x = U
17. Was the Nitrocellulose assay available and/or analyzed to be within 10%?	✓				STL SOP Section 7.14.1 R
18. Was a method blank prepared and analyzed with each batch?	✓				
19. Were target analytes reported in the method blank <1/2 the MRL?	✓			ADR checked section;	STL SOP Section 9.4, LCG <5x=B
20. Was a field blank collected and analyzed?	✓			One Equipment Rinse (FWGEQUIPRinse2-0557-GW) was collected on 10/9/07. Equipment Rinse, FWGEQUIPRinse1-0556-GW, was collected on 10/8/07 and was crossed-applied to the samples collected on 10/8/07.	
21. Were target analytes reported in the field blank analyses <1/2 the MRL?	✓				<5x=B
22. Was a field duplicate analyzed? Were the RPDs ≤30%?	✓			FWGLL1mw-DUP4-0554-GW was the field duplicate of FWGLL11mw-002c-0528-GW. FWGLL12mw-DUP2-0552-GW was the field duplicate of FWGLL12mw-183c-0532-GW. FWGRQLmw-DUP3-0553-GW was the field duplicate of FWGRQLmw-009c-0547-GW.	QAPP Table 3-2 RPD > 30% = J
23. Was an LCS prepared and analyzed with each batch? Was the LCS recovery within lab's in-house limits% (37-155%)?	✓				>UL%=J; 50-LL%=J/UJ; <50%=J/R
24. Was a MS/MSD pair prepared with each batch?	✓				
25. Was the MS/MSD parent sample a Ravenna sample?	✓			Samples FWGRQLmw-008c-0546-GW and FWGLL12mw-182c-0531-GW were the parent MS/MSD samples.	
26. Were MS/MSD recoveries 40-140% and RPD ≤20?		✓		FWGLL12mw-182c-0531-GW MS/MSD RPD was 26%. All associated results were qualified estimated "J" for detected results and "UJ" for non-detected results.	QAPP Table 3-2 Method EPA 353.2 Section 9.4.2

Ravenna, OH Data Review Checklist

Project Number: 030240.0006.05
Sample Event: October 2007
Data Reviewer/Date: Heather Medley/ December 12, 2007

SDG: A7J100103 Rev 0
Analysis: EPA 353.2- Nitrocellulose

Review Questions:	Yes	No	N/A	Comments	Qualifier
					>UL%=J; 30-LL%=J/UJ; <30%=J/R
27. Were sample concentrations within calibration range?	✓				
28. Were laboratory-generated Quality Control Exception Reports issued? If yes, summarize contents.		✓			
30. Were lab comments included in report? If yes, summarize contents.	✓				

References: *STL SOP SAC-WC-0050 "Preparation and Analysis of Nitrocellulose in Aqueous and Soil/Sediment Samples by Colorimetric Autoanalyzer", Jan 2007, rev. 2.0*

Louisville Chemistry Guidelines (LCG), USACE June 2002 version 5

Final Quality Assurance Project Plan (QAPP) Addendum for the Facility-Wide Groundwater Monitoring Program Ravenna Army Ammunition Plant, Ravenna, OH, Portage Environmental September 2004

NELAC Quality Systems revision 16, July 12, 2002, Chapter 5 section 5.5.8.3.1.a.1 "temperatures just above freezing up to 6C shall be acceptable". This criterion has been used in the validation of acceptable temperatures.

Additional Comments:

Ravenna, OH Data Review Checklist

Project Number: 030240.0006.05
Sample Event: October2007
Data Reviewer/Date: Heather Medley/December 12, 2007

SDG: A7J100103 R0
Analysis: SW846 8330 Nitroguanidine

Review Questions:	Yes	No	N/A	Comments	QUAL/Criteria
1. Did Chain-of-Custody information agree with laboratory report?	✓			COC#: 117227, 117218, 117224; See cooler receipt form for differences between labels and COCs.	
2. Were samples preserved properly and received in good condition?	✓			19 Coolers were received between 1.4 and 5.0°C.	QAPP Table 4-2
3. Were holding times met?	✓			Samples collected 10/8 and 10/9/07, extracted on 10/22/07, and analyzed on 10/25/07 and 10/26/07.	QAPP Table 4-2 J/UJ/R
4. Were sample storage requirements met?	✓				QAPP Table 4-2
5. Were QAPP specified PQLs achieved?	✓				QAPP Tale 3-7
6. Were all QAPP-specified target analytes reported?	✓				QAPP Table 3-7
7. Was a MDL Level Verification analyzed once per quarter with all target analytes detected?	✓			10/10/07 @ 2204	LCG Table 5 R
8. Was a MRL Level verification run at the beginning and end of every daily sequence or every 12 hours? Was the %D < 30%?	✓			10/25/07 @ 1921 and 2329 10/26 @ 1732, 2018, and 2304	LCG Table 5 >30%=J
9. Does the initial calibration curve consist of 5 concentration levels? (6 stds for quadratic curves)	✓			Instrument: Varian Star 1, ICAL 10/10/07 Stds: 20, 50, 100, 200, 500, 1000	STL SOP Section 10.2, LCG R
10. Were all target analytes %RSD ≤ 20%? OR was the average RSD ≤ 20%?	✓				LCG Table 5 >20% RSD=J/R
11. If a linear regression curve was used, was the correlation coefficient r≥0.995? (0.990 for Quadratic curve)	✓				STL SOP Section 10.4, LCG R<0.99=-J/R
12. Was a second source verification (ICV) analyzed after the ICAL and all analytes 85-115%?	✓			10/10/07 @ 2143	STL SOP Section 9.9 >115%=J; 80-85%=J/UJ; <80%=J/R
13. Was a CCV run at least every 10 samples and at the end of the analytical run?	✓			10/25/07 @ 1900, 2309 10/26 @ 1711, 1957, and 2243	STL SOP Section 10.9
14. Was the average %D (difference or drift) for all target analytes < 15%?	✓				LCG Table 5 D>30% (neg) = J/R D>30% (pos) = J

Ravenna, OH Data Review Checklist

Project Number: 030240.0006.05
Sample Event: October2007
Data Reviewer/Date: Heather Medley/December 12, 2007

SDG: A7J100103 R0
Analysis: SW846 8330 Nitroguanidine

Review Questions:	Yes	No	N/A	Comments	QUAL/Criteria
15. Was a method blank prepared and analyzed with each batch?	✓				LCG Attachment A Section 5.6
16. Were target analytes reported in the method blank <1/2 the MRL?	✓				LCG Table 5 <5x = B
17. Was a field blank collected and analyzed?	✓			One Equipment Rinse (FWGEQUIPRinse2-0557-GW) was collected on 10/9/07. Equipment Rinse, FWGEQUIPRinse1-0556-GW, was collected on 10/8/07 and was crossed-applied to the samples collected on 10/8/07.	
18. Were target analytes reported in the field blank analyses < ½ the MRL?	✓				<5x=B
19. Was a field duplicate analyzed? Were the RPDs ≤30%?	✓			FWGLL1mw-DUP4-0554-GW was the field duplicate of FWGLL11mw-002c-0528-GW. FWGLL12mw-DUP2-0552-GW was the field duplicate of FWGLL12mw-183c-0532-GW. FWGRQLmw-DUP3-0553-GW was the field duplicate of FWGRQLmw-009c-0547-GW.	QAPP Table 3-2 RPD >30=J
20. Were all positive results confirmed with a second column confirmation? Was the RPD ≤ 40%?			✓		LCG Table 5 RPD>40%=J
21. Was an LCS prepared and analyzed with each batch?	✓				STL SOP Section 9.6
22. Were the LCS recoveries within limits specified in LCG Appendix C?	✓				LCG Appendix C <UL=J; 30-LL=J/UJ; <30%=J/R
23. Was a MS/MSD pair prepared with each batch?	✓				STL SOP Section 9.7
24. Was the MS/MSD parent sample a Ravenna sample?	✓			Samples FWGRQLmw-008c-0546-GW and FWGLL12mw-182c-0531-GW were the parent MS/MSD samples.	
25. Were MS/MSD recoveries 40-140% and RPD ≤20%?	✓				QAPP Table 3-2 Pj
27. Were reported sample concentrations within calibration range?	✓				
28. Were laboratory-generated Quality Control Exception Reports issued? If yes, summarize contents.		✓			

Ravenna, OH Data Review Checklist

Project Number: 030240.0006.05
Sample Event: October2007
Data Reviewer/Date: Heather Medley/December 12, 2007

SDG: A7J100103 R0
Analysis: SW846 8330 Nitroguanidine

Review Questions:	Yes	No	N/A	Comments	QUAL/Criteria
29. Were lab comments included in report? If yes, summarize contents.		✓			

References: Louisville Chemistry Guidelines (LCG), USACE June 2002 version 5; Section I "Chemical Analysis Criteria" Table 5 and Attachment A "Data Validation Guidelines.

Final Quality Assurance Project Plan (QAPP) Addendum for the Facility-Wide Groundwater Monitoring Program Ravenna Army Ammunition Plant, Ravenna, OH, Portage Environmental September 2004

STL SOP SAC-LC-0010 "Determination of Nitroguanidine Based on Method 8330, SW-846" April 2007, revision 2.0

NELAC Quality Systems revision 16, July 12, 2002, Chapter 5 section 5.5.8.3.1.a.1 "temperatures just above freezing up to 6C shall be acceptable". This criterion has been used in the validation of acceptable temperatures.

Additional Comments:

Ravenna, OH Data Review Checklist

Project Number: 030240.0006.05
Sample Event: Octoer 2007
Data Reviewer/Date: Heather Medley/December 12, 2007

SDG: A7J100103 R0
Analysis: SW846 8330

Review Questions:	Yes	No	N/A	Comments	Qual/Criteria
1. Did Chain-of-Custody information agree with laboratory report?	✓			COC#: 117227, 117218, 117224; See cooler receipt form for differences between labels and COCs.	
2. Were samples preserved properly and received in good condition?	✓			19 Coolers were received between 1.4 and 5.0°C.	QAPP Table 4-2
3. Were holding times met?	✓			Samples collected 10/8/07 and 10/9/07, extracted on 10/12/07, and analyzed on 10/31 and 11/1/07	QAPP Table 4-2 J/UJ/R
4. Were sample storage requirements met?	✓				QAPP Table 4-2
5. Were QAPP specified PQLs achieved?		✓			QAPP Table 3-7
6. Were all QAPP-specified target analytes reported?	✓				QAPP Table 3-7
7. Was a MDL Level Verification analyzed once per quarter with all target analytes detected?			✓	LC10 – MDL verification check data was not provided. No qualifications were made since an evaluation could not be completed. LC9 - MDL verification check data was not provided. No qualifications were made since an evaluation could not be completed.	LCG Table 5 R
8. Was a MRL Level Verification run at the beginning and end of every daily sequence or every 12 hours? Was the %D <30%?	✓			LC9 – 10/31 @ 1519, 2343, and 11/1 @ 0356, 1636, and 2254; 4-Nitrotoluene appears to not have been spiked into MRL checks; No qualifications were made since an evaluation could not be completed. LC10 – 10/31 @ 0334, 1504, 2354, 11/1/07 @ 0751, 1459, 2349	LCG Table 5 >30%=J
9. Did the initial calibration curve consist of 5 concentration levels?	✓			LC9 – ICAL 10/10/07 LC10 - ICAL 10/20/07	LCG Table 5 R
10. Were all target analytes %RSD ≤ 20%? OR was the average RSD ≤ 20%?	✓				LCG Table 5 >20% RSD=J/R
11. If a linear regression curve was used, was the correlation coefficient $r^2 \geq 0.99$?	✓				LCG Table 5 R<0.99=-J/R
12. Was a second source verification (ICV) analyzed after the ICAL and all analytes 85-115%	✓			LC9 – 10/11/07 @ 0057 LC10 – 10/21/07 @ 0045	LCG Table 5 >115%=J 80-85%=J/UJ; <80%=J/R
13. Was a CCV run daily?	✓			LC9 – 10/31/07 @ 1416, 2240, and 11/1 @ 0253, 1533, and 2151; 4-Nitrotoluene appears to not have been spiked into CCVs; No qualifications were made since an evaluation could not be completed. LC10 – 10/31/07 @ 0241, 1411, 2301, 11/1/07 @ 0658, 1406, 2256	LCG Table 5
14. Were all target analytes %D ≤ 15% or average %D ≤ 15% with no individual result > 30%?	✓				LCG Table 5 D>30% (neg) = J/R D>30% (pos) = J

Ravenna, OH Data Review Checklist

Project Number: 030240.0006.05
Sample Event: Octoer 2007
Data Reviewer/Date: Heather Medley/December 12, 2007

SDG: A7J100103 R0
Analysis: SW846 8330

Review Questions:	Yes	No	N/A	Comments	Qual/Criteria
15. Was a method blank prepared and analyzed with each batch?	✓				LCG Table 5
16. Were target analytes in the method blank <1/2 the MRL?	✓				LCG Table 5 <5x = B
17. Was a field blank (equipment) collected and analyzed?	✓			One Equipment Rinse (FWGEQUIPRinse2-0557-GW) was collected on 10/9/07. Equipment Rinse, FWGEQUIPRinse1-0556-GW, was collected on 10/8/07 and was crossed-applied to the samples collected on 10/8/07.	
18. Were target analytes in the field blank analyses (equipment) <1/2 MRL?	✓			FWGEQUIPRinse1-0556-GW had 2,4-Dinitrotoluene detected at 0.067 ug/L with a RL of 0.052 ug/L. RDX was detected at 0.086 ug/L with a RL of 0.037 ug/L. The detected results were greater than 5x the blank value; therefore no qualifications were made.	<5x = B
19. Was a LCS prepared and analyzed with each batch?	✓				LCG Table 5
20. Were the LCS recoveries within limits specified in LCG Appendix C?	✓				LCG Appendix C >UL=J; <LL=J/UJ; <30%=J/R
21. Was a MS/MSD pair prepared with each batch?	✓				LCG Table 5
22. Was the MS/MSD parent sample a Ravenna sample?	✓			Samples FWGRQLmw-008c-0546-GW and FWGLL12mw-182c-0531-GW were the parent MS/MSD samples.	
23. Were MS/MSD recoveries 40-140% and RPD ≤20%?	✓			FWGRQLmw-008c-0546-GW had nitroglycerin recover below LCG control limits (40-140%) in the MS (38%). PETN recovered above LCG control limits (40-140%) in the MS (182%) and MSD (184%). HMX recovered above LCG control limits (40-140%) in the MS (206%) and MSD (187%). 2,4,6-TNT recovered below LCG control limits (40-140%) in the MS (141%). There were no other QC outliers therefore no qualifications were made.	QAPP Table 3-2; Pj
24. Were surrogate recoveries within acceptance criteria of 50-150%?	✓				LCG Table 5 >150%=J; 10-50%=J/UJ; <10%= J/R
25. Were all positive results confirmed with a second column confirmation? Was the RPD% within ± 40%?		✓		Sample FWGRQLmw-008c-0546-GW 1,3,5-TNT RPD was greater than 40% between the columns. The result was qualified estimated "J".	LCG Table 5 RPD>40%=J

Ravenna, OH Data Review Checklist

Project Number: 030240.0006.05
Sample Event: Octoer 2007
Data Reviewer/Date: Heather Medley/December 12, 2007

SDG: A7J100103 R0
Analysis: SW846 8330

Review Questions:	Yes	No	N/A	Comments	Qual/Criteria
26. Was a field duplicate analyzed? Were the RPDs ≤30%?		✓		FWGLL1mw-DUP4-0554-GW was the field duplicate of FWGLL11mw-002c-0528-GW. Nitrobenzene RPD was 200%. The results were qualified estimated "J" for detected results and "UJ" for non-detected results. FWGLL12mw-DUP2-0552-GW was the field duplicate of FWGLL12mw-183c-0532-GW. FWGRQLmw-DUP3-0553-GW was the field duplicate of FWGRQLmw-009c-0547-GW.	QAPP Table 3-2 RPD >30=J
27. Were reported sample concentrations within calibration range?	✓				
28. Were laboratory-generated Quality Control Exception Reports issued? If yes, summarize contents.		✓			
29. Were lab comments included in report? If yes, summarize contents.	✓			*Comments in case narrative on*	

References:

Louisville Chemistry Guidelines (LCG), USACE June 2002 version 5; Section I "Chemical Analysis Criteria" Table 5 and Attachment A "Data Validation Guidelines.

Final Quality Assurance Project Plan (QAPP) Addendum for the Facility-Wide Groundwater Monitoring Program Ravenna Army Ammunition Plant, Ravenna, OH, Portage Environmental September 2004

STL SOP SAC-LC-0009 Rev. 2.0- Determination of Nitroaromatic, Nitramines, and Specialty Explosives Based on Method 8330, SW-846.

Additional Comments:

Ravenna, OH Data Review Checklist

Project Number: 030240.0006.05
Sample Event: October 2007
Data Reviewer/Date: Heather Medley/December 12, 2007

SDG: A7J100103 R0
Analysis: SW846 6860
Perchlorate

Review Questions:	Yes	No	N/A	Comments	Qual/Criteria
1. Did Chain-of-Custody information agree with laboratory report?	✓			COC#: 117227, 117218, 117224; See cooler receipt form for differences between labels and COCs.	
2. Were samples preserved properly and received in good condition?	✓			19 Coolers were received between 1.4 and 5.0°C.	
3. Were holding times met (28 days)?	✓			Samples collected 10/8/07 and 10/9/07, extracted 10/22/07, and analyzed on 10/23/07 and 10/24/07	UJ/J/R
4. Were sample storage requirements met?	✓				
5. Was the DOD specified PQLs of 0.2 ug/L achieved?	✓				
6. Were all QAPP-specified target analytes reported?	✓				
7. Was the LC/MS/MS system mass calibration checked?	✓				R
8. Were the masses within 0.3 amu of ions 99, 101, and 107?	✓				R
9. Was the instrument tuned daily?	✓				
10. Was the tune within criteria? (per laboratory SOP)	✓				R
11. Did the initial calibration curve consist of 5 concentration levels?	✓			9/25/07 Stds (ng/L): 20, 50, 100, 200, 500, 1000	R
12. Was was the correlation coefficient r≥0.995?	✓				R<0.995 =-J/R
13. Was a second source verification (SSCV) analyzed after the ICAL? Were results 90-110%?		✓		9/25/07 @ 1419 The Second source calibration verification recovery was 114%. All detected results were qualified estimated "J".	LCG Table 1 >120%=J; 60-80%=J/UJ; <60%=J/R
14. Was an ICV analyzed after the ICAL and daily before sample analysis?	✓			10/23/07 @ 0243 10/24/07 @ 0935	R
15. Was the %Difference ≤ 15%?	✓				R
16. Was a CCV analyzed after every 10 samples?	✓			10/23/07 @ 1011 10/24/07 @ 1553, 2211	
17. Was the %Difference ≤ 15%?	✓				%D > 15% = UJ/J
18. Was a Limit of Detection Verification (LODV) analyzed before and after every batch?	✓			10/23/07 @ 0315, 1042 10/24/07 @ 1006, 1624, 2242	

Ravenna, OH Data Review Checklist

Project Number: 030240.0006.05
Sample Event: October 2007
Data Reviewer/Date: Heather Medley/December 12, 2007

SDG: A7J100103 R0
Analysis: SW846 6860 Perchlorate

Review Questions:	Yes	No	N/A	Comments	Qual/Criteria
batch?					
19. Was the LODV recovery within 70-130%?	✓				>130%=J; 70-60%=J/UJ; <60%=J/R
20. Was an Interference Check Sample extracted and analyzed with every batch?	✓			10/23/07 @ 0449	
21.Was the ICS recovery within 70 to 130%?	✓				>120%=J; 50-79%=J/UJ; <50%=Pj/R
22. Was a method blank prepared and analyzed with each batch?	✓				
23. Were target analytes detected in the method blank at >1/2 the MRL?		✓			<5X =B
24. Was a field blank (equipment) collected and analyzed?	✓			One Equipment Rinse (FWGEQUIPRinse2-0557-GW) was collected on 10/9/07. Equipment Rinse, FWGEQUIPRinse1-0556-GW, was collected on 10/8/07 and was crossed-applied to the samples collected on 10/8/07.	
25. Were target analytes detected in the field blank analyses >1/2 the MRL?		✓			<5X =B
26. Was a LCS prepared and analyzed with each batch?	✓				
27. Were the LCS recoveries within 85-115%?	✓				>115%=J; 50%-85%=J/UJ; <50%=J/R
28. Was a MS/MSD prepared with each batch?	✓				
29. Was the MS/MSD parent sample a Ravenna sample?	✓			Samples FWGRQLmw-008c-0546-GW and FWGLL12mw-182c-0531-GW were the parent MS/MSD samples.	
30. Were MS/MSD recoveries 75-125% and RPD values ≤20%?					>125% = J 30% - 75% = J/UJ <30% = J/R
31. Was a Laboratory Reagent Blank (LRB) analyzed prior to calibration and after high concentration samples?	✓			9/25/07 @ 1028 and 1350 10/23/07 @ 0212 and 0853 10/24/07 @ 0901, 1521, 2139	
32. Were target analytes detected in the LRB at >1/2 the MRL?	✓				<5X =B

Ravenna, OH Data Review Checklist

Project Number: 030240.0006.05
Sample Event: October 2007
Data Reviewer/Date: Heather Medley/December 12, 2007

SDG: A7J100103 R0
Analysis: SW846 6860
Perchlorate

Review Questions:	Yes	No	N/A	Comments	Qual/Criteria
33. Was a MRL Verification run with every ICAL?	✓			9/25/07 @ 1448	
34. Were the MRL recoveries 70-130%?	✓				R
35. Were the internal standards added to every sample?	✓				
36. Were the retention times for all IS compounds within 0.98 and 1.02 seconds from the RT of the mid-point standard in the ICAL?	✓				R
37. Did the IS recover within 50% to150% of the ICAL mid-point standard?	✓				R
38. Was a field duplicate analyzed? Were the RPDs within ±30%?	✓			FWGLL1mw-DUP4-0554-GW was the field duplicate of FWGLL11mw-002c-0528-GW. FWGLL12mw-DUP2-0552-GW was the field duplicate of FWGLL12mw-183c-0532-GW. FWGRQLmw-DUP3-0553-GW was the field duplicate of FWGRQLmw-009c-0547-GW.	RPD >30=J
39. Was the Isotope ratio between 99/101 and 83/85 monitored and fell between 2.3 and 3.08?	✓				J/UJ
40. Were reported sample concentrations within calibration range?	✓				
41. Were laboratory-generated Quality Control Exception Reports issued? If yes, summarize contents.		✓			
42. Were lab comments included in report? If yes, summarize contents.	✓			Comments in case narrative on the	

References:

DOD Perchlorate Handbook, March 2006; Section G "Selecting Analytical Methods and Services"

Additional Comments:

Sample Qualification Report with Reason Codes (All Results sorted by Client Sample ID)

Client Sample ID : FWGCBPmw-006C-0523-GF
Lab Report Batch : A7J100103
Lab ID : STLCAN
Sample Date : 10/09/2007
Analysis Type: RES
Sample Matrix : AQ
Lab Sample ID: A7J100103016

Reviewed By / Date : Heather Medley 12/12/07
Approved By / Date :

Analyte Name	Result	Uncertainty / Error	Result Units	Lab Qual	Rep Res	Overall Qual*	Temp	HT	MB	LCS	MS	Lab Dup	Surr	Rep Limit	Moist Tot/Dis	Field QC	Tune	IC	ICV	CV / CCV	Reason Codes
Analysis Method : 6860						**Dilution: 1**															
Perchlorate	0.13		ug/L		YES																

* Overall result qualifier reflects summation of qualifiers added during automated data review and any qualifiers added manually for categories not assessed by automated data review

Sample Qualification Report with Reason Codes (All Results sorted by Client Sample ID)

Client Sample ID : FWGCBPmw-006C-0523-GF **Lab Report Batch :** A7J100103 **Lab ID :** STLCAN

Sample Date : 10/09/2007 **Analysis Type: RES/TOT** **Sample Matrix :** AQ

Lab Sample ID: A7J100103016

Reviewed By / Date : H Medley 12/12/2007 **Approved By / Date :**

Analyte Name	Result	Uncertainty / Error	Result Units	Lab Qual	Rep Res	Overall Qual*	Temp	HT	MB	LCS	MS	Lab Dup	Surr	Rep Limit	Moist Tot/Dis	Field QC	Tune	IC	ICV	CV / CCV	Reason Codes
Analysis Method : 6010B						**Dilution: 1**															
Arsenic	34.3		ug/L		YES																
Barium	212		ug/L	J	YES																
Calcium	76700		ug/L	J	YES																
Chromium	36.7		ug/L		YES																
Cobalt	17.4		ug/L		YES	J						J									Z
Copper	21.2		ug/L		YES																
Lead	12.0		ug/L		YES																
Magnesium	31900		ug/L	J	YES																
Manganese	466		ug/L	J	YES																
Nickel	37.8		ug/L		YES																
Potassium	7950		ug/L	J	YES																
Selenium	5.0		ug/L	U	YES																
Silver	5.0		ug/L	U	YES	R															Pj-
Sodium	13300		ug/L		YES																
Vanadium	37.7		ug/L		YES	J						J									Z
Analysis Method : 6020						**Dilution: 1**															
Aluminum	11800		ug/L		YES																
Antimony	0.14		ug/L	B	YES	J								J							L
Beryllium	1.1		ug/L		YES																
Cadmium	0.50		ug/L	U	YES																
Iron	27400		ug/L		YES																
Thallium	1.0		ug/L	U	YES																
Zinc	66.7		ug/L	J	YES																
Analysis Method : 7470A						**Dilution: 1**															
Mercury	0.20		ug/L	U	YES																

* Overall result qualifier reflects summation of qualifiers added during automated data review and any qualifiers added manually for categories not assessed by automated data review

Sample Qualification Report with Reason Codes (All Results sorted by Client Sample ID)

Client Sample ID : FWGCBPmw-006C-0523-GW **Lab Report Batch :** A7J100103 **Lab ID :** STLCAN

Sample Date : 10/09/2007 **Analysis Type: DL** **Sample Matrix :** AQ

Lab Sample ID: A7J100103015

Reviewed By / Date : Heather Medley 12/12/07 **Approved By / Date :**

Analyte Name	Result	Uncertainty / Error	Result Units	Lab Qual	Rep Res	Overall Qual*	Temp	HT	MB	LCS	MS	Lab Dup	Surr	Rep Limit	Moist Tot/Dis	Field QC	Tune	IC	ICV	CV / CCV	Reason Codes
Analysis Method : 8330						**Dilution: 1.01**															
1,3,5-Trinitrobenzene	0.10		ug/L	U	YES																
1,3-Dinitrobenzene	0.10		ug/L	U	YES																
2,4,6-TNT	0.10		ug/L	U	YES																
2,4-Dinitrotoluene	0.10		ug/L	U	YES																
2,6-Dinitrotoluene	0.10		ug/L	U	YES																
2-Amino-4,6-dinitrotoluene	0.10		ug/L	U	YES																
2-Nitrotoluene	0.50		ug/L	U	YES																
3-Nitrotoluene	0.50		ug/L	U	YES																
4-Amino-2,6-Dinitrotoluene	0.10		ug/L	U	YES																
4-Nitrotoluene	0.50		ug/L	U	YES																
HMX	0.10		ug/L	U	YES																
Nitrobenzene	0.10		ug/L	U	YES																
NITROGLYCERINE	0.66		ug/L	U	YES																
Pentaerythritol Tetranitrate (PETN)	0.66		ug/L	U	YES																
RDX	0.10		ug/L	U	YES																
TETRYL	0.10		ug/L	U	YES																

* Overall result qualifier reflects summation of qualifiers added during automated data review and any qualifiers added manually for categories not assessed by automated data review

Sample Qualification Report with Reason Codes (All Results sorted by Client Sample ID)

Client Sample ID : FWGCBPmw-006C-0523-GW **Lab Report Batch :** A7J100103 **Lab ID :** STLCAN

Sample Date : 10/09/2007 **Analysis Type: RES** **Sample Matrix :** AQ

Lab Sample ID: A7J100103015

Reviewed By / Date : Heather Nelley 12/12/07 **Approved By / Date :**

Analyte Name	Result	Uncertainty / Error	Result Units	Lab Qual	Rep Res	Overall Qual*	Temp	HT	MB	LCS	MS	Lab Dup	Surr	Rep Limit	Moist Tot/Dis	Field QC	Tune	IC	ICV	CV / CCV	Reason Codes
Analysis Method : 353.2 Modified						**Dilution: 1**															
Nitrocellulose	0.50		mg/L	U	YES	UJ					UJ										I
Analysis Method : 8081A						**Dilution: 1**															
4,4'-DDD	0.030		ug/L	U	YES	UJ							UJ								Pj-,G-
4,4'-DDE	0.030		ug/L	U	YES	UJ							UJ								G-
4,4'-DDT	0.030		ug/L	U	YES	UJ							UJ								G-
Aldrin	0.030		ug/L	U	YES	UJ							UJ								G-
alpha-BHC	0.030		ug/L	U	YES	UJ							UJ								G-
alpha-Chordane	0.030		ug/L	U	YES	UJ							UJ								G-
beta-BHC	0.030		ug/L	U	YES	UJ							UJ								G-
delta-BHC	0.030		ug/L	U	YES	UJ							UJ								G-
Dieldrin	0.030		ug/L	U	YES	UJ							UJ								G-
Endosulfan I	0.025		ug/L	U	YES	UJ				UJ			UJ								G-,J-
Endosulfan II	0.025		ug/L	U	YES	UJ							UJ								G-
Endosulfan sulfate	0.030		ug/L	U	YES	UJ							UJ								G-
Endrin	0.030		ug/L	U	YES	UJ							UJ								G-
Endrin aldehyde	0.030		ug/L	U	YES	UJ							UJ								G-
Endrin ketone	0.030		ug/L	U	YES	UJ							UJ								G-
gamma-BHC	0.030		ug/L	U	YES	UJ							UJ								G-
gamma-Chlordane	0.030		ug/L	U	YES	UJ							UJ								G-
Heptachlor	0.030		ug/L	U	YES	UJ							UJ								G-
Heptachlor epoxide	0.030		ug/L	U	YES	UJ							UJ								G-
Methoxychlor	0.10		ug/L	U	YES	UJ							UJ								G-
Toxaphene	2.0		ug/L	U	YES	UJ							UJ								G-
Analysis Method : 8082						**Dilution: 1**															
Aroclor 1016	0.50		ug/L	U	YES	UJ							UJ								G-
Aroclor 1221	0.50		ug/L	U	YES	UJ							UJ								G-
Aroclor 1232	0.50		ug/L	U	YES	UJ							UJ								G-
Aroclor 1242	0.50		ug/L	U	YES	UJ							UJ								G-
Aroclor 1248	0.50		ug/L	U	YES	UJ							UJ								G-
Aroclor 1254	0.50		ug/L	U	YES	UJ							UJ								G-
Aroclor 1260	0.50		ug/L	U	YES	UJ							UJ								G-
Analysis Method : 8260B						**Dilution: 1**															

* Overall result qualifier reflects summation of qualifiers added during automated data review and any qualifiers added manually for categories not assessed by automated data review

Sample Qualification Report with Reason Codes (All Results sorted by Client Sample ID)

Client Sample ID : FWGCBPmw-006C-0523-GW **Lab Report Batch :** A7J100103 **Lab ID :** STLCAN

Sample Date : 10/09/2007 **Analysis Type: RES** **Sample Matrix :** AQ

Lab Sample ID: A7J100103015

Reviewed By / Date : Heather Medley 12/12/07 **Approved By / Date :**

Analyte Name	Result	Uncertainty / Error	Result Units	Lab Qual	Rep Res	Overall Qual*	Temp	HT	MB	LCS	MS	Lab Dup	Surr	Rep Limit	Moist Tot/Dis	Field QC	Tune	IC	ICV	CV / CCV	Reason Codes
Analysis Method : 8260B						**Dilution: 1**															
1,1,1-Trichloroethane	1.0		ug/L	U	YES																
1,1,2,2-Tetrachloroethane	1.0		ug/L	U	YES																
1,1,2-Trichloroethane	1.0		ug/L	U	YES																
1,1-Dichloroethane	1.0		ug/L	U	YES																
1,1-Dichloroethene	1.0		ug/L	U	YES																
1,2-Dibromoethane	1.0		ug/L	U	YES																
1,2-Dichloroethane	1.0		ug/L	U	YES																
1,2-Dichloroethene (total)	1.0		ug/L	U	YES																
1,2-Dichloropropane	1.0		ug/L	U	YES																
2-Butanone	10		ug/L	U	YES																
2-Hexanone	10		ug/L	U	YES																
4-Methyl-2-pentanone	10		ug/L	U	YES																
Acetone	10		ug/L	U	YES																
Benzene	1.0		ug/L	U	YES																
Bromochloromethane	1.0		ug/L	U	YES																
Bromodichloromethane	1.0		ug/L	U	YES																
Bromoform	1.0		ug/L	U	YES																
Bromomethane	1.0		ug/L	U	YES																
Carbon disulfide	1.0		ug/L	U	YES																
Carbon tetrachloride	1.0		ug/L	U	YES																
Chlorobenzene	1.0		ug/L	U	YES																
Chloroethane	1.0		ug/L	U	YES																
Chloroform	1.0		ug/L	U	YES																
Chloromethane	1.0		ug/L	U	YES																
cis-1,2-Dichloroethene	1.0		ug/L	U	YES																
cis-1,3-Dichloropropene	1.0		ug/L	U	YES																
Dibromochloromethane	1.0		ug/L	U	YES																
Ethylbenzene	1.0		ug/L	U	YES																
M&P-XYLENES	2.0		ug/L	U	YES																
Methylene chloride	2.0		ug/L	U	YES																
o-Xylene	1.0		ug/L	U	YES																

* Overall result qualifier reflects summation of qualifiers added during automated data review and any qualifiers added manually for categories not assessed by automated data review

Sample Qualification Report with Reason Codes (All Results sorted by Client Sample ID)

Client Sample ID : FWGCBPmw-006C-0523-GW **Lab Report Batch :** A7J100103 **Lab ID :** STLCAN

Sample Date : 10/09/2007 **Analysis Type: RES** **Sample Matrix :** AQ

Lab Sample ID: A7J100103015

Reviewed By / Date : H Medley 12/12/2007 **Approved By / Date :**

Analyte Name	Result	Uncertainty / Error	Result Units	Lab Qual	Rep Res	Overall Qual*	Temp	HT	MB	LCS	MS	Lab Dup	Surr	Rep Limit	Moist Tot/Dis	Field QC	Tune	IC	ICV	CV / CCV	Reason Codes
Analysis Method : 8260B						**Dilution: 1**															
Styrene	1.0		ug/L	U	YES																
Tetrachloroethene	1.0		ug/L	U	YES																
Toluene	1.0		ug/L	U	YES																
TOTAL XYLENES	2.0		ug/L	U	YES																
trans-1,2-Dichloroethene	1.0		ug/L	U	YES																
trans-1,3-Dichloropropene	1.0		ug/L	U	YES																
Trichloroethene	1.0		ug/L	U	YES																
Vinyl chloride	1.0		ug/L	U	YES																
Analysis Method : 8270C						**Dilution: 1**															
1,2,4-Trichlorobenzene	1.0		ug/L	U	YES																
1,2-Dichlorobenzene	1.0		ug/L	U	YES																
1,3-Dichlorobenzene	1.0		ug/L	U	YES																
1,4-Dichlorobenzene	1.0		ug/L	U	YES																
2,2-OXYBIS (1-CHLOROPROPANE)	1.0		ug/L	U	YES																
2,4,5-Trichlorophenol	5.0		ug/L	U	YES																
2,4,6-Trichlorophenol	5.0		ug/L	U	YES																
2,4-Dichlorophenol	2.0		ug/L	U	YES																
2,4-Dimethylphenol	2.0		ug/L	U	YES																
2,4-Dinitrophenol	5.0		ug/L	U	YES	R															Pj-
2,4-Dinitrotoluene	5.0		ug/L	U	YES																
2,6-Dinitrotoluene	5.0		ug/L	U	YES																
2-Chloronaphthalene	1.0		ug/L	U	YES																
2-Chlorophenol	1.0		ug/L	U	YES																
2-Methylnaphthalene	0.20		ug/L	U	YES																
2-Methylphenol	1.0		ug/L	U	YES																
2-Nitroaniline	2.0		ug/L	U	YES																
2-Nitrophenol	2.0		ug/L	U	YES																
3,3'-Dichlorobenzidine	5.0		ug/L	U	YES																
3-Nitroaniline	2.0		ug/L	U	YES																
4,6-Dinitro-2-methylphenol	5.0		ug/L	U	YES	UJ															Pj-
4-Bromophenyl phenyl ether	2.0		ug/L	U	YES																

* Overall result qualifier reflects summation of qualifiers added during automated data review and any qualifiers added manually for categories not assessed by automated data review

Sample Qualification Report with Reason Codes (All Results sorted by Client Sample ID)

Client Sample ID : FWGCBPmw-006C-0523-GW **Lab Report Batch :** A7J100103 **Lab ID :** STLCAN

Sample Date : 10/09/2007 **Analysis Type: RES** **Sample Matrix :** AQ

Lab Sample ID: A7J100103015

Reviewed By / Date : H Medley 12/12/2007 **Approved By / Date :**

Analyte Name	Result	Uncertainty / Error	Result Units	Lab Qual	Rep Res	Overall Qual*	Temp	HT	MB	LCS	MS	Lab Dup	Surr	Rep Limit	Moist Tot/Dis	Field QC	Tune	IC	ICV	CV / CCV	Reason Codes
Analysis Method : 8270C						**Dilution: 1**															
4-Chloro-3-methylphenol	2.0		ug/L	U	YES																
4-Chloroaniline	2.0		ug/L	U	YES																
4-Chlorophenyl phenyl ether	2.0		ug/L	U	YES																
4-Methylphenol	1.0		ug/L	U	YES																
4-Nitroanaline	2.0		ug/L	U	YES																
4-Nitrophenol	5.0		ug/L	U	YES																
Acenaphthene	0.20		ug/L	U	YES																
Acenaphthylene	0.20		ug/L	U	YES																
Anthracene	0.20		ug/L	U	YES																
Benzo(a)anthracene	0.20		ug/L	U	YES																
Benzo(a)pyrene	0.20		ug/L	U	YES																
Benzo(b)fluoranthene	0.20		ug/L	U	YES																
BENZO(G,H,I)PERYLENE	0.20		ug/L	U	YES																
Benzo(k)fluoranthene	0.20		ug/L	U	YES																
Benzoic acid	10		ug/L	U	YES	R				R											J-
Benzyl alcohol	5.0		ug/L	U	YES																
bis(2-Chloroethoxy)methane	1.0		ug/L	U	YES																
bis(2-Chloroethyl) ether	1.0		ug/L	U	YES																
bis(2-Ethylhexyl) phthalate	0.91		ug/L	J B	YES	J								J							L
Butylbenzyl Phthalate	1.0		ug/L	U	YES																
Carbazole	1.0		ug/L	U	YES																
Chrysene	0.20		ug/L	U	YES																
dibenzo(a,h)anthracene	0.20		ug/L	U	YES																
Dibenzofuran	1.0		ug/L	U	YES																
Diethyl phthalate	1.0		ug/L	U	YES																
Dimethyl phthalate	1.0		ug/L	U	YES																
Di-n-butyl phthalate	1.0		ug/L	U	YES																
Di-n-octyl phthalate	1.0		ug/L	U	YES																
Fluoranthene	0.20		ug/L	U	YES																
Fluorene	0.20		ug/L	U	YES																
Hexachlorobenzene	0.20		ug/L	U	YES																

* Overall result qualifier reflects summation of qualifiers added during automated data review and any qualifiers added manually for categories not assessed by automated data review

Sample Qualification Report with Reason Codes (All Results sorted by Client Sample ID)

Client Sample ID : FWGCBPmw-006C-0523-GW **Lab Report Batch :** A7J100103 **Lab ID :** STLCAN

Sample Date : 10/09/2007 **Analysis Type: RES** **Sample Matrix :** AQ

Lab Sample ID: A7J100103015

Reviewed By / Date : H Medley 12/12/2007 **Approved By / Date :**

Analyte Name	Result	Uncertainty / Error	Result Units	Lab Qual	Rep Res	Overall Qual*	Temp	HT	MB	LCS	MS	Lab Dup	Surr	Rep Limit	Moist Tot/Dis	Field QC	Tune	IC	ICV	CV / CCV	Reason Codes
Analysis Method : 8270C						**Dilution: 1**															
Hexachlorobutadiene	1.0		ug/L	U	YES																
Hexachlorocyclopentadiene	10		ug/L	U	YES	R				R											J-
Hexachloroethane	1.0		ug/L	U	YES																
Indeno(1,2,3-cd)pyrene	0.20		ug/L	U	YES																
Isophorone	1.0		ug/L	U	YES																
Naphthalene	0.20		ug/L	U	YES																
Nitrobenzene	1.0		ug/L	U	YES																
N-nitroso-di-n-propylamine	1.0		ug/L	U	YES																
N-Nitrosodiphenylamine	1.0		ug/L	U	YES																
Pentachlorophenol	5.0		ug/L	U	YES	UJ															Pj-
Phenanthrene	0.20		ug/L	U	YES																
Phenol	1.0		ug/L	U	YES																
Pyrene	0.20		ug/L	U	YES																
Analysis Method : 9012A						**Dilution: 1**															
Cyanide	0.010		mg/L	U	YES																
Analysis Method : SW8330 Modified						**Dilution: 1**															
Nitroguanidine	20		ug/L	U	YES																

* Overall result qualifier reflects summation of qualifiers added during automated data review and any qualifiers added manually for categories not assessed by automated data review

Sample Qualification Report with Reason Codes (All Results sorted by Client Sample ID)

Client Sample ID : FWGCBPmw-007-0524-GF **Lab Report Batch :** A7J100103 **Lab ID :** STLCAN

Sample Date : 10/09/2007 **Analysis Type: RES** **Sample Matrix :** AQ

Lab Sample ID: A7J100103013

Reviewed By / Date : Heather Medley 12/12/07 **Approved By / Date :**

Analyte Name	Result	Uncertainty / Error	Result Units	Lab Qual	Rep Res	Overall Qual*	Temp	HT	MB	LCS	MS	Lab Dup	Surr	Rep Limit	Moist Tot/Dis	Field QC	Tune	IC	ICV	CV / CCV	Reason Codes
Analysis Method : 6860						**Dilution: 1**															
Perchlorate	0.10		ug/L	U	YES																

* Overall result qualifier reflects summation of qualifiers added during automated data review and any qualifiers added manually for categories not assessed by automated data review

Sample Qualification Report with Reason Codes (All Results sorted by Client Sample ID)

Client Sample ID : FWGCBPmw-007-0524-GF
Lab Report Batch : A7J100103
Lab ID : STLCAN
Sample Date : 10/09/2007
Analysis Type: RES/TOT
Sample Matrix : AQ
Lab Sample ID: A7J100103013

Reviewed By / Date : H Medley 12/12/2007
Approved By / Date :

Analyte Name	Result	Uncertainty / Error	Result Units	Lab Qual	Rep Res	Overall Qual*	Temp	HT	MB	LCS	MS	Lab Dup	Surr	Rep Limit	Moist Tot/Dis	Field QC	Tune	IC	ICV	CV / CCV	Reason Codes
Analysis Method : 6010B						**Dilution: 1**															
Arsenic	36.8		ug/L		YES																
Barium	10.5		ug/L	J	YES																
Calcium	224000		ug/L	J	YES																
Chromium	5.0		ug/L	U	YES																
Cobalt	2.9		ug/L	B	YES	J						J		J							L
Copper	5.0		ug/L	U	YES																
Lead	3.0		ug/L	U	YES																
Magnesium	120000		ug/L	J	YES																
Manganese	228		ug/L	J	YES																
Nickel	4.5		ug/L	B	YES	J								J							L
Potassium	4510		ug/L	J	YES																
Selenium	5.0		ug/L	U	YES																
Silver	5.0		ug/L	U	YES	R															Pj-
Sodium	100000		ug/L		YES																
Vanadium	10.0		ug/L	U	YES																
Analysis Method : 6020						**Dilution: 1**															
Aluminum	50.0		ug/L	U	YES																
Antimony	2.0		ug/L	U	YES																
Beryllium	1.0		ug/L	U	YES																
Cadmium	0.50		ug/L	U	YES																
Iron	4290		ug/L		YES																
Thallium	1.0		ug/L	U	YES																
Zinc	2.5		ug/L	B J	YES	J								J							L
Analysis Method : 7470A						**Dilution: 1**															
Mercury	0.20		ug/L	U	YES																

* Overall result qualifier reflects summation of qualifiers added during automated data review and any qualifiers added manually for categories not assessed by automated data review

Sample Qualification Report with Reason Codes (All Results sorted by Client Sample ID)

Client Sample ID : FWGCBPmw-007C-0524-GW **Lab Report Batch :** A7J100103 **Lab ID :** STLCAN

Sample Date : 10/09/2007 **Analysis Type: DL** **Sample Matrix :** AQ

Lab Sample ID: A7J100103012

Reviewed By / Date : Heather Hedley 12/12/07 **Approved By / Date :**

Analyte Name	Result	Uncertainty / Error	Result Units	Lab Qual	Rep Res	Overall Qual*	Temp	HT	MB	LCS	MS	Lab Dup	Surr	Rep Limit	Moist Tot/Dis	Field QC	Tune	IC	ICV	CV / CCV	Reason Codes
Analysis Method : 8330						**Dilution: 0.98**															
1,3,5-Trinitrobenzene	0.098		ug/L	U	YES																
1,3-Dinitrobenzene	0.098		ug/L	U	YES																
2,4,6-TNT	0.098		ug/L	U	YES																
2,4-Dinitrotoluene	0.098		ug/L	U	YES																
2,6-Dinitrotoluene	0.098		ug/L	U	YES																
2-Amino-4,6-dinitrotoluene	0.098		ug/L	U	YES																
2-Nitrotoluene	0.49		ug/L	U	YES																
3-Nitrotoluene	0.49		ug/L	U	YES																
4-Amino-2,6-Dinitrotoluene	0.098		ug/L	U	YES																
4-Nitrotoluene	0.49		ug/L	U	YES																
HMX	0.053		ug/L	J	YES	J								J							L
Nitrobenzene	0.071		ug/L	J	YES	J								J							L
NITROGLYCERINE	0.64		ug/L	U	YES																
Pentaerythritol Tetranitrate (PETN)	0.64		ug/L	U	YES																
RDX	0.098		ug/L	U	YES																
TETRYL	0.098		ug/L	U	YES																

* Overall result qualifier reflects summation of qualifiers added during automated data review and any qualifiers added manually for categories not assessed by automated data review

Sample Qualification Report with Reason Codes (All Results sorted by Client Sample ID)

Client Sample ID : FWGCBPmw-007C-0524-GW **Lab Report Batch :** A7J100103 **Lab ID :** STLCAN

Sample Date : 10/09/2007 **Analysis Type: RES** **Sample Matrix :** AQ

Lab Sample ID: A7J100103012

Reviewed By / Date : Heather Medley 12/12/07 **Approved By / Date :**

Analyte Name	Result	Uncertainty / Error	Result Units	Lab Qual	Rep Res	Overall Qual*	Temp	HT	MB	LCS	MS	Lab Dup	Surr	Rep Limit	Moist Tot/Dis	Field QC	Tune	IC	ICV	CV / CCV	Reason Codes
Analysis Method : 353.2 Modified						**Dilution: 1**															
Nitrocellulose	0.50		mg/L	U	YES	UJ					UJ										I
Analysis Method : 8081A						**Dilution: 1**															
4,4'-DDD	0.030		ug/L	U	YES	UJ															Pj-
4,4'-DDE	0.030		ug/L	U	YES																
4,4'-DDT	0.030		ug/L	U	YES																
Aldrin	0.030		ug/L	U	YES																
alpha-BHC	0.030		ug/L	U	YES																
alpha-Chordane	0.030		ug/L	U	YES																
beta-BHC	0.030		ug/L	U	YES																
delta-BHC	0.030		ug/L	U	YES																
Dieldrin	0.030		ug/L	U	YES																
Endosulfan I	0.025		ug/L	U	YES	UJ				UJ											J-
Endosulfan II	0.025		ug/L	U	YES																
Endosulfan sulfate	0.030		ug/L	U	YES																
Endrin	0.030		ug/L	U	YES																
Endrin aldehyde	0.030		ug/L	U	YES																
Endrin ketone	0.030		ug/L	U	YES																
gamma-BHC	0.030		ug/L	U	YES																
gamma-Chlordane	0.030		ug/L	U	YES																
Heptachlor	0.030		ug/L	U	YES																
Heptachlor epoxide	0.030		ug/L	U	YES																
Methoxychlor	0.10		ug/L	U	YES																
Toxaphene	2.0		ug/L	U	YES																
Analysis Method : 8082						**Dilution: 1**															
Aroclor 1016	0.50		ug/L	U	YES																
Aroclor 1221	0.50		ug/L	U	YES																
Aroclor 1232	0.50		ug/L	U	YES																
Aroclor 1242	0.50		ug/L	U	YES																
Aroclor 1248	0.50		ug/L	U	YES																
Aroclor 1254	0.50		ug/L	U	YES																
Aroclor 1260	0.50		ug/L	U	YES																
Analysis Method : 8260B						**Dilution: 1**															

* Overall result qualifier reflects summation of qualifiers added during automated data review and any qualifiers added manually for categories not assessed by automated data review

Sample Qualification Report with Reason Codes (All Results sorted by Client Sample ID)

Client Sample ID : FWGCBPmw-007C-0524-GW **Lab Report Batch :** A7J100103 **Lab ID :** STLCAN

Sample Date : 10/09/2007 **Analysis Type: RES** **Sample Matrix :** AQ

Lab Sample ID: A7J100103012

Reviewed By / Date : Heather Medley 12/12/07 **Approved By / Date :**

Analyte Name	Result	Uncertainty / Error	Result Units	Lab Qual	Rep Res	Overall Qual*	Temp	HT	MB	LCS	MS	Lab Dup	Surr	Rep Limit	Moist Tot/Dis	Field QC	Tune	IC	ICV	CV / CCV	Reason Codes
Analysis Method : 8260B						**Dilution: 1**															
1,1,1-Trichloroethane	1.0		ug/L	U	YES																
1,1,2,2-Tetrachloroethane	1.0		ug/L	U	YES																
1,1,2-Trichloroethane	1.0		ug/L	U	YES																
1,1-Dichloroethane	1.0		ug/L	U	YES																
1,1-Dichloroethene	1.0		ug/L	U	YES																
1,2-Dibromoethane	1.0		ug/L	U	YES																
1,2-Dichloroethane	1.0		ug/L	U	YES																
1,2-Dichloroethene (total)	1.0		ug/L	U	YES																
1,2-Dichloropropane	1.0		ug/L	U	YES																
2-Butanone	10		ug/L	U	YES																
2-Hexanone	10		ug/L	U	YES																
4-Methyl-2-pentanone	10		ug/L	U	YES																
Acetone	10		ug/L	U	YES																
Benzene	1.0		ug/L	U	YES																
Bromochloromethane	1.0		ug/L	U	YES																
Bromodichloromethane	1.0		ug/L	U	YES																
Bromoform	1.0		ug/L	U	YES																
Bromomethane	1.0		ug/L	U	YES																
Carbon disulfide	0.52		ug/L	J	YES	J								J							L
Carbon tetrachloride	1.0		ug/L	U	YES																
Chlorobenzene	1.0		ug/L	U	YES																
Chloroethane	1.0		ug/L	U	YES																
Chloroform	1.0		ug/L	U	YES																
Chloromethane	1.0		ug/L	U	YES																
cis-1,2-Dichloroethene	1.0		ug/L	U	YES																
cis-1,3-Dichloropropene	1.0		ug/L	U	YES																
Dibromochloromethane	1.0		ug/L	U	YES																
Ethylbenzene	1.0		ug/L	U	YES																
M&P-XYLENES	2.0		ug/L	U	YES																
Methylene chloride	2.0		ug/L	U	YES																
o-Xylene	1.0		ug/L	U	YES																

* Overall result qualifier reflects summation of qualifiers added during automated data review and any qualifiers added manually for categories not assessed by automated data review

Sample Qualification Report with Reason Codes (All Results sorted by Client Sample ID)

Client Sample ID : FWGCBPmw-007C-0524-GW **Lab Report Batch :** A7J100103 **Lab ID :** STLCAN

Sample Date : 10/09/2007 **Analysis Type: RES** **Sample Matrix :** AQ

Lab Sample ID: A7J100103012

Reviewed By / Date : H Medley 12/12/2007 **Approved By / Date :**

Analyte Name	Result	Uncertainty / Error	Result Units	Lab Qual	Rep Res	Overall Qual*	Temp	HT	MB	LCS	MS	Lab Dup	Surr	Rep Limit	Moist Tot/Dis	Field QC	Tune	IC	ICV	CV / CCV	Reason Codes
Analysis Method : 8260B						**Dilution: 1**															
Styrene	1.0		ug/L	U	YES																
Tetrachloroethene	1.0		ug/L	U	YES																
Toluene	1.0		ug/L	U	YES																
TOTAL XYLENES	2.0		ug/L	U	YES																
trans-1,2-Dichloroethene	1.0		ug/L	U	YES																
trans-1,3-Dichloropropene	1.0		ug/L	U	YES																
Trichloroethene	1.0		ug/L	U	YES																
Vinyl chloride	1.0		ug/L	U	YES																
Analysis Method : 8270C						**Dilution: 1**															
1,2,4-Trichlorobenzene	1.0		ug/L	U	YES																
1,2-Dichlorobenzene	1.0		ug/L	U	YES																
1,3-Dichlorobenzene	1.0		ug/L	U	YES																
1,4-Dichlorobenzene	1.0		ug/L	U	YES																
2,2-OXYBIS (1-CHLOROPROPANE)	1.0		ug/L	U	YES																
2,4,5-Trichlorophenol	5.0		ug/L	U	YES																
2,4,6-Trichlorophenol	5.0		ug/L	U	YES																
2,4-Dichlorophenol	2.0		ug/L	U	YES																
2,4-Dimethylphenol	2.0		ug/L	U	YES																
2,4-Dinitrophenol	5.0		ug/L	U	YES	R															Pj-
2,4-Dinitrotoluene	5.0		ug/L	U	YES																
2,6-Dinitrotoluene	5.0		ug/L	U	YES																
2-Chloronaphthalene	1.0		ug/L	U	YES																
2-Chlorophenol	1.0		ug/L	U	YES																
2-Methylnaphthalene	0.20		ug/L	U	YES																
2-Methylphenol	1.0		ug/L	U	YES																
2-Nitroaniline	2.0		ug/L	U	YES																
2-Nitrophenol	2.0		ug/L	U	YES																
3,3'-Dichlorobenzidine	5.0		ug/L	U	YES																
3-Nitroaniline	2.0		ug/L	U	YES																
4,6-Dinitro-2-methylphenol	5.0		ug/L	U	YES	UJ															Pj-
4-Bromophenyl phenyl ether	2.0		ug/L	U	YES																

* Overall result qualifier reflects summation of qualifiers added during automated data review and any qualifiers added manually for categories not assessed by automated data review

Sample Qualification Report with Reason Codes (All Results sorted by Client Sample ID)

Client Sample ID : FWGCBPmw-007C-0524-GW **Lab Report Batch :** A7J100103 **Lab ID :** STLCAN

Sample Date : 10/09/2007 **Analysis Type: RES** **Sample Matrix :** AQ

Lab Sample ID: A7J100103012

Reviewed By / Date : H Medley 12/12/2007 **Approved By / Date :**

Analyte Name	Result	Uncertainty / Error	Result Units	Lab Qual	Rep Res	Overall Qual*	Temp	HT	MB	LCS	MS	Lab Dup	Surr	Rep Limit	Moist Tot/Dis	Field QC	Tune	IC	ICV	CV / CCV	Reason Codes
Analysis Method : 8270C						**Dilution: 1**															
4-Chloro-3-methylphenol	2.0		ug/L	U	YES																
4-Chloroaniline	2.0		ug/L	U	YES																
4-Chlorophenyl phenyl ether	2.0		ug/L	U	YES																
4-Methylphenol	1.0		ug/L	U	YES																
4-Nitroanaline	2.0		ug/L	U	YES																
4-Nitrophenol	5.0		ug/L	U	YES																
Acenaphthene	0.20		ug/L	U	YES																
Acenaphthylene	0.20		ug/L	U	YES																
Anthracene	0.20		ug/L	U	YES																
Benzo(a)anthracene	0.20		ug/L	U	YES																
Benzo(a)pyrene	0.20		ug/L	U	YES																
Benzo(b)fluoranthene	0.20		ug/L	U	YES																
BENZO(G,H,I)PERYLENE	0.20		ug/L	U	YES																
Benzo(k)fluoranthene	0.20		ug/L	U	YES																
Benzoic acid	10		ug/L	U	YES	R				R											J-
Benzyl alcohol	5.0		ug/L	U	YES																
bis(2-Chloroethoxy)methane	1.0		ug/L	U	YES																
bis(2-Chloroethyl) ether	1.0		ug/L	U	YES																
bis(2-Ethylhexyl) phthalate	1.2		ug/L	J B	YES	J								J							L
Butylbenzyl Phthalate	1.0		ug/L	U	YES																
Carbazole	1.0		ug/L	U	YES																
Chrysene	0.20		ug/L	U	YES																
dibenzo(a,h)anthracene	0.20		ug/L	U	YES																
Dibenzofuran	1.0		ug/L	U	YES																
Diethyl phthalate	1.0		ug/L	U	YES																
Dimethyl phthalate	1.0		ug/L	U	YES																
Di-n-butyl phthalate	1.0		ug/L	U	YES																
Di-n-octyl phthalate	1.0		ug/L	U	YES																
Fluoranthene	0.20		ug/L	U	YES																
Fluorene	0.20		ug/L	U	YES																
Hexachlorobenzene	0.20		ug/L	U	YES																

* Overall result qualifier reflects summation of qualifiers added during automated data review and any qualifiers added manually for categories not assessed by automated data review

Sample Qualification Report with Reason Codes (All Results sorted by Client Sample ID)

Client Sample ID : FWGCBPmw-007C-0524-GW **Lab Report Batch :** A7J100103 **Lab ID :** STLCAN

Sample Date : 10/09/2007 **Analysis Type: RES** **Sample Matrix :** AQ

Lab Sample ID: A7J100103012

Reviewed By / Date : H Medley 12/12/2007 **Approved By / Date :**

Analyte Name	Result	Uncertainty / Error	Result Units	Lab Qual	Rep Res	Overall Qual*	Temp	HT	MB	LCS	MS	Lab Dup	Surr	Rep Limit	Moist Tot/Dis	Field QC	Tune	IC	ICV	CV / CCV	Reason Codes
Analysis Method : 8270C						**Dilution: 1**															
Hexachlorobutadiene	1.0		ug/L	U	YES																
Hexachlorocyclopentadiene	10		ug/L	U	YES	R				R											J-
Hexachloroethane	1.0		ug/L	U	YES																
Indeno(1,2,3-cd)pyrene	0.20		ug/L	U	YES																
Isophorone	1.0		ug/L	U	YES																
Naphthalene	0.20		ug/L	U	YES																
Nitrobenzene	1.0		ug/L	U	YES																
N-nitroso-di-n-propylamine	1.0		ug/L	U	YES																
N-Nitrosodiphenylamine	1.0		ug/L	U	YES																
Pentachlorophenol	5.0		ug/L	U	YES	UJ															Pj-
Phenanthrene	0.20		ug/L	U	YES																
Phenol	1.0		ug/L	U	YES																
Pyrene	0.20		ug/L	U	YES																
Analysis Method : 9012A						**Dilution: 1**															
Cyanide	0.010		mg/L	U	YES																
Analysis Method : SW8330 Modified						**Dilution: 1**															
Nitroguanidine	20		ug/L	U	YES																

* Overall result qualifier reflects summation of qualifiers added during automated data review and any qualifiers added manually for categories not assessed by automated data review

Sample Qualification Report with Reason Codes (All Results sorted by Client Sample ID)

Client Sample ID : FWGEEQUIPRINSE2-0557-GW **Lab Report Batch :** A7J100103 **Lab ID :** STLCAN

Sample Date : 10/09/2007 **Analysis Type: DL** **Sample Matrix :** AQ

Lab Sample ID: A7J100103014

Reviewed By / Date : Heather Melday 12/12/07 **Approved By / Date :**

Analyte Name	Result	Uncertainty / Error	Result Units	Lab Qual	Rep Res	Overall Qual*	Temp	HT	MB	LCS	MS	Lab Dup	Surr	Rep Limit	Moist Tot/Dis	Field QC	Tune	IC	ICV	CV / CCV	Reason Codes
Analysis Method : 8330						**Dilution: 1.05**															
1,3,5-Trinitrobenzene	0.10		ug/L	U	YES																
1,3-Dinitrobenzene	0.10		ug/L	U	YES																
2,4,6-TNT	0.10		ug/L	U	YES																
2,4-Dinitrotoluene	0.10		ug/L	U	YES																
2,6-Dinitrotoluene	0.10		ug/L	U	YES																
2-Amino-4,6-dinitrotoluene	0.10		ug/L	U	YES																
2-Nitrotoluene	0.52		ug/L	U	YES																
3-Nitrotoluene	0.52		ug/L	U	YES																
4-Amino-2,6-Dinitrotoluene	0.10		ug/L	U	YES																
4-Nitrotoluene	0.52		ug/L	U	YES																
HMX	0.10		ug/L	U	YES																
Nitrobenzene	0.10		ug/L	U	YES																
NITROGLYCERINE	0.68		ug/L	U	YES																
Pentaerythritol Tetranitrate (PETN)	0.68		ug/L	U	YES																
RDX	0.10		ug/L	U	YES																
TETRYL	0.10		ug/L	U	YES																

* Overall result qualifier reflects summation of qualifiers added during automated data review and any qualifiers added manually for categories not assessed by automated data review

Sample Qualification Report with Reason Codes (All Results sorted by Client Sample ID)

Client Sample ID : FWGEEQUIPRINSE2-0557-GW **Lab Report Batch :** A7J100103 **Lab ID :** STLCAN

Sample Date : 10/09/2007 **Analysis Type: RES** **Sample Matrix :** AQ

Lab Sample ID: A7J100103014

Reviewed By / Date : Heather Kelley 12/12/07 **Approved By / Date :**

Analyte Name	Result	Uncertainty / Error	Result Units	Lab Qual	Rep Res	Overall Qual*	Temp	HT	MB	LCS	MS	Lab Dup	Surr	Rep Limit	Moist Tot/Dis	Field QC	Tune	IC	ICV	CV / CCV	Reason Codes
Analysis Method : 353.2 Modified						**Dilution: 1**															
Nitrocellulose	0.50		mg/L	U	YES	UJ					UJ										I
Analysis Method : 6860						**Dilution: 1**															
Perchlorate	0.10		ug/L	U	YES																
Analysis Method : 8081A						**Dilution: 1**															
4,4'-DDD	0.030		ug/L	U	YES	UJ															Pj-
4,4'-DDE	0.030		ug/L	U	YES																
4,4'-DDT	0.030		ug/L	U	YES																
Aldrin	0.030		ug/L	U	YES																
alpha-BHC	0.030		ug/L	U	YES																
alpha-Chordane	0.030		ug/L	U	YES																
beta-BHC	0.030		ug/L	U	YES																
delta-BHC	0.030		ug/L	U	YES																
Dieldrin	0.030		ug/L	U	YES																
Endosulfan I	0.025		ug/L	U	YES	UJ				UJ											J-
Endosulfan II	0.025		ug/L	U	YES																
Endosulfan sulfate	0.030		ug/L	U	YES																
Endrin	0.030		ug/L	U	YES																
Endrin aldehyde	0.030		ug/L	U	YES																
Endrin ketone	0.030		ug/L	U	YES																
gamma-BHC	0.030		ug/L	U	YES																
gamma-Chlordane	0.030		ug/L	U	YES																
Heptachlor	0.030		ug/L	U	YES																
Heptachlor epoxide	0.030		ug/L	U	YES																
Methoxychlor	0.10		ug/L	U	YES																
Toxaphene	2.0		ug/L	U	YES																
Analysis Method : 8082						**Dilution: 1**															
Aroclor 1016	0.50		ug/L	U	YES																
Aroclor 1221	0.50		ug/L	U	YES																
Aroclor 1232	0.50		ug/L	U	YES																
Aroclor 1242	0.50		ug/L	U	YES																
Aroclor 1248	0.50		ug/L	U	YES																
Aroclor 1254	0.50		ug/L	U	YES																

* Overall result qualifier reflects summation of qualifiers added during automated data review and any qualifiers added manually for categories not assessed by automated data review

Sample Qualification Report with Reason Codes (All Results sorted by Client Sample ID)

Client Sample ID : FWGEEQUIPRINSE2-0557-GW **Lab Report Batch :** A7J100103 **Lab ID :** STLCAN

Sample Date : 10/09/2007 **Analysis Type: RES** **Sample Matrix :** AQ

Lab Sample ID: A7J100103014

Reviewed By / Date : Heather Reilley 12/12/07 **Approved By / Date :**

Analyte Name	Result	Uncertainty / Error	Result Units	Lab Qual	Rep Res	Overall Qual*	Temp	HT	MB	LCS	MS	Lab Dup	Surr	Rep Limit	Moist Tot/Dis	Field QC	Tune	IC	ICV	CV / CCV	Reason Codes
Analysis Method : 8082						**Dilution: 1**															
Aroclor 1260	0.50		ug/L	U	YES																
Analysis Method : 8260B						**Dilution: 1**															
1,1,1-Trichloroethane	1.0		ug/L	U	YES																
1,1,2,2-Tetrachloroethane	1.0		ug/L	U	YES																
1,1,2-Trichloroethane	1.0		ug/L	U	YES																
1,1-Dichloroethane	1.0		ug/L	U	YES																
1,1-Dichloroethene	1.0		ug/L	U	YES																
1,2-Dibromoethane	1.0		ug/L	U	YES																
1,2-Dichloroethane	1.0		ug/L	U	YES																
1,2-Dichloroethene (total)	1.0		ug/L	U	YES																
1,2-Dichloropropane	1.0		ug/L	U	YES																
2-Butanone	9.1		ug/L	J	YES	J								J							L
2-Hexanone	0.58		ug/L	J	YES	J								J							L
4-Methyl-2-pentanone	2.2		ug/L	J	YES	J								J							L
Acetone	28		ug/L		YES	J															
Benzene	1.0		ug/L	U	YES																
Bromochloromethane	1.0		ug/L	U	YES																
Bromodichloromethane	1.0		ug/L	U	YES																
Bromoform	1.0		ug/L	U	YES																
Bromomethane	1.0		ug/L	U	YES																
Carbon disulfide	1.0		ug/L	U	YES																
Carbon tetrachloride	1.0		ug/L	U	YES																
Chlorobenzene	1.0		ug/L	U	YES																
Chloroethane	1.0		ug/L	U	YES																
Chloroform	1.0		ug/L	U	YES																
Chloromethane	1.0		ug/L	U	YES																
cis-1,2-Dichloroethene	1.0		ug/L	U	YES																
cis-1,3-Dichloropropene	1.0		ug/L	U	YES																
Dibromochloromethane	1.0		ug/L	U	YES																
Ethylbenzene	0.19		ug/L	J	YES	J								J							L
M&P-XYLENES	0.60		ug/L	J	YES	J								J							L

* Overall result qualifier reflects summation of qualifiers added during automated data review and any qualifiers added manually for categories not assessed by automated data review

Sample Qualification Report with Reason Codes (All Results sorted by Client Sample ID)

Client Sample ID : FWGEEQUIPRINSE2-0557-GW **Lab Report Batch :** A7J100103 **Lab ID :** STLCAN

Sample Date : 10/09/2007 **Analysis Type: RES** **Sample Matrix :** AQ

Lab Sample ID: A7J100103014

Reviewed By / Date : H Medley 12/12/2007 **Approved By / Date :**

Analyte Name	Result	Uncertainty / Error	Result Units	Lab Qual	Rep Res	Overall Qual*	Temp	HT	MB	LCS	MS	Lab Dup	Surr	Rep Limit	Moist Tot/Dis	Field QC	Tune	IC	ICV	CV / CCV	Reason Codes
Analysis Method : 8260B						**Dilution: 1**															
Methylene chloride	2.0		ug/L	U	YES																
o-Xylene	0.34		ug/L	J	YES	J								J							L
Styrene	1.0		ug/L	U	YES																
Tetrachloroethene	1.0		ug/L	U	YES																
Toluene	1.0		ug/L		YES																
TOTAL XYLENES	0.94		ug/L	J	YES	J								J							L
trans-1,2-Dichloroethene	1.0		ug/L	U	YES																
trans-1,3-Dichloropropene	1.0		ug/L	U	YES																
Trichloroethene	1.0		ug/L	U	YES																
Vinyl chloride	1.0		ug/L	U	YES																
Analysis Method : 8270C						**Dilution: 1**															
1,2,4-Trichlorobenzene	1.0		ug/L	U	YES																
1,2-Dichlorobenzene	1.0		ug/L	U	YES																
1,3-Dichlorobenzene	1.0		ug/L	U	YES																
1,4-Dichlorobenzene	1.0		ug/L	U	YES																
2,2-OXYBIS (1-CHLOROPROPANE)	1.0		ug/L	U	YES																
2,4,5-Trichlorophenol	5.0		ug/L	U	YES																
2,4,6-Trichlorophenol	5.0		ug/L	U	YES																
2,4-Dichlorophenol	2.0		ug/L	U	YES																
2,4-Dimethylphenol	2.0		ug/L	U	YES																
2,4-Dinitrophenol	5.0		ug/L	U	YES	R															Pj-
2,4-Dinitrotoluene	5.0		ug/L	U	YES																
2,6-Dinitrotoluene	5.0		ug/L	U	YES																
2-Chloronaphthalene	1.0		ug/L	U	YES																
2-Chlorophenol	1.0		ug/L	U	YES																
2-Methylnaphthalene	0.20		ug/L	U	YES																
2-Methylphenol	1.0		ug/L	U	YES																
2-Nitroaniline	2.0		ug/L	U	YES																
2-Nitrophenol	2.0		ug/L	U	YES																
3,3'-Dichlorobenzidine	5.0		ug/L	U	YES																
3-Nitroaniline	2.0		ug/L	U	YES																

* Overall result qualifier reflects summation of qualifiers added during automated data review and any qualifiers added manually for categories not assessed by automated data review

Sample Qualification Report with Reason Codes (All Results sorted by Client Sample ID)

Client Sample ID : FWGEEQUIPRINSE2-0557-GW **Lab Report Batch :** A7J100103 **Lab ID :** STLCAN

Sample Date : 10/09/2007 **Analysis Type: RES** **Sample Matrix :** AQ

Lab Sample ID: A7J100103014

Reviewed By / Date : H Medley 12/12/2007 **Approved By / Date :**

Analyte Name	Result	Uncertainty / Error	Result Units	Lab Qual	Rep Res	Overall Qual*	Temp	HT	MB	LCS	MS	Lab Dup	Surr	Rep Limit	Moist Tot/Dis	Field QC	Tune	IC	ICV	CV / CCV	Reason Codes
Analysis Method : 8270C						**Dilution: 1**															
4,6-Dinitro-2-methylphenol	5.0		ug/L	U	YES	UJ															Pj-
4-Bromophenyl phenyl ether	2.0		ug/L	U	YES																
4-Chloro-3-methylphenol	2.0		ug/L	U	YES																
4-Chloroaniline	2.0		ug/L	U	YES																
4-Chlorophenyl phenyl ether	2.0		ug/L	U	YES																
4-Methylphenol	1.0		ug/L	U	YES																
4-Nitroanaline	2.0		ug/L	U	YES																
4-Nitrophenol	5.0		ug/L	U	YES																
Acenaphthene	0.20		ug/L	U	YES																
Acenaphthylene	0.20		ug/L	U	YES																
Anthracene	0.20		ug/L	U	YES																
Benzo(a)anthracene	0.20		ug/L	U	YES																
Benzo(a)pyrene	0.20		ug/L	U	YES																
Benzo(b)fluoranthene	0.20		ug/L	U	YES																
BENZO(G,H,I)PERYLENE	0.20		ug/L	U	YES																
Benzo(k)fluoranthene	0.20		ug/L	U	YES																
Benzoic acid	10		ug/L	U	YES	R				R											J-
Benzyl alcohol	9.6		ug/L		YES																
bis(2-Chloroethoxy)methane	1.0		ug/L	U	YES																
bis(2-Chloroethyl) ether	1.0		ug/L	U	YES																
bis(2-Ethylhexyl) phthalate	10		ug/L	U	YES																
Butylbenzyl Phthalate	1.0		ug/L	U	YES																
Carbazole	1.0		ug/L	U	YES																
Chrysene	0.20		ug/L	U	YES																
dibenzo(a,h)anthracene	0.20		ug/L	U	YES																
Dibenzofuran	1.0		ug/L	U	YES																
Diethyl phthalate	5.7		ug/L		YES																
Dimethyl phthalate	0.60		ug/L	J	YES	J								J							L
Di-n-butyl phthalate	0.87		ug/L	J	YES	J								J							L
Di-n-octyl phthalate	1.0		ug/L	U	YES																
Fluoranthene	0.20		ug/L	U	YES																

* Overall result qualifier reflects summation of qualifiers added during automated data review and any qualifiers added manually for categories not assessed by automated data review

Sample Qualification Report with Reason Codes (All Results sorted by Client Sample ID)

Client Sample ID : FWGEEQUIPRINSE2-0557-GW **Lab Report Batch :** A7J100103 **Lab ID :** STLCAN

Sample Date : 10/09/2007 **Analysis Type: RES** **Sample Matrix :** AQ

Lab Sample ID: A7J100103014

Reviewed By / Date : H Medley 12/12/2007 **Approved By / Date :**

Analyte Name	Result	Uncertainty / Error	Result Units	Lab Qual	Rep Res	Overall Qual*	Temp	HT	MB	LCS	MS	Lab Dup	Surr	Rep Limit	Moist Tot/Dis	Field QC	Tune	IC	ICV	CV / CCV	Reason Codes
Analysis Method : 8270C						**Dilution: 1**															
Fluorene	0.20		ug/L	U	YES																
Hexachlorobenzene	0.20		ug/L	U	YES																
Hexachlorobutadiene	1.0		ug/L	U	YES																
Hexachlorocyclopentadiene	10		ug/L	U	YES	R				R											J-
Hexachloroethane	1.0		ug/L	U	YES																
Indeno(1,2,3-cd)pyrene	0.20		ug/L	U	YES																
Isophorone	1.0		ug/L	U	YES																
Naphthalene	0.43		ug/L		YES																
Nitrobenzene	1.0		ug/L	U	YES																
N-nitroso-di-n-propylamine	1.0		ug/L	U	YES																
N-Nitrosodiphenylamine	1.0		ug/L	U	YES																
Pentachlorophenol	5.0		ug/L	U	YES	UJ															Pj-
Phenanthrene	0.20		ug/L	U	YES																
Phenol	1.0		ug/L	U	YES																
Pyrene	0.20		ug/L	U	YES																
Analysis Method : 9012A						**Dilution: 1**															
Cyanide	0.010		mg/L	U	YES																
Analysis Method : SW8330 Modified						**Dilution: 1**															
Nitroguanidine	20		ug/L	U	YES																

* Overall result qualifier reflects summation of qualifiers added during automated data review and any qualifiers added manually for categories not assessed by automated data review

Sample Qualification Report with Reason Codes (All Results sorted by Client Sample ID)

Client Sample ID : FWGEEQUIPRINSE2-0557-GW **Lab Report Batch :** A7J100103 **Lab ID :** STLCAN

Sample Date : 10/09/2007 **Analysis Type: RES/TOT** **Sample Matrix :** AQ

Lab Sample ID: A7J100103014

Reviewed By / Date : H Medley 12/12/2007 **Approved By / Date :**

Analyte Name	Result	Uncertainty / Error	Result Units	Lab Qual	Rep Res	Overall Qual*	Temp	HT	MB	LCS	MS	Lab Dup	Surr	Rep Limit	Moist Tot/Dis	Field QC	Tune	IC	ICV	CV / CCV	Reason Codes
Analysis Method : 6010B						**Dilution: 1**															
Arsenic	5.0		ug/L	U	YES																
Barium	10.0		ug/L	U	YES																
Calcium	1000		ug/L	U	YES																
Chromium	5.0		ug/L	U	YES																
Cobalt	5.0		ug/L	U	YES																
Copper	5.0		ug/L	U	YES																
Lead	3.0		ug/L	U	YES																
Magnesium	1000		ug/L	U	YES																
Manganese	10.0		ug/L	U	YES																
Nickel	10.0		ug/L	U	YES																
Potassium	137		ug/L	B J	YES	J								J							L
Selenium	5.0		ug/L	U	YES																
Silver	5.0		ug/L	U	YES	R															Pj-
Sodium	1000		ug/L	U	YES																
Vanadium	10.0		ug/L	U	YES																
Analysis Method : 6020						**Dilution: 1**															
Aluminum	50.0		ug/L	U	YES																
Antimony	2.0		ug/L	U	YES																
Beryllium	1.0		ug/L	U	YES																
Cadmium	0.50		ug/L	U	YES																
Iron	20.0		ug/L	U	YES																
Thallium	1.0		ug/L	U	YES																
Zinc	10.0		ug/L	U	YES																
Analysis Method : 7470A						**Dilution: 1**															
Mercury	0.20		ug/L	U	YES																

* Overall result qualifier reflects summation of qualifiers added during automated data review and any qualifiers added manually for categories not assessed by automated data review

Sample Qualification Report with Reason Codes (All Results sorted by Client Sample ID)

Client Sample ID : FWGLL11mw-002C-0528-GF **Lab Report Batch :** A7J100103 **Lab ID :** STLCAN

Sample Date : 10/08/2007 **Analysis Type: RES** **Sample Matrix :** AQ

Lab Sample ID: A7J100103002

Reviewed By / Date : Heather Medley 12/12/07 **Approved By / Date :**

Analyte Name	Result	Uncertainty / Error	Result Units	Lab Qual	Rep Res	Overall Qual*	Temp	HT	MB	LCS	MS	Lab Dup	Surr	Rep Limit	Moist Tot/Dis	Field QC	Tune	IC	ICV	CV / CCV	Reason Codes
Analysis Method : 6860						**Dilution: 1**															
Perchlorate	0.0094		ug/L	J	YES	J								J					J		L, U

* Overall result qualifier reflects summation of qualifiers added during automated data review and any qualifiers added manually for categories not assessed by automated data review

Sample Qualification Report with Reason Codes (All Results sorted by Client Sample ID)

Client Sample ID : FWGLL11mw-002C-0528-GF **Lab Report Batch :** A7J100103 **Lab ID :** STLCAN

Sample Date : 10/08/2007 **Analysis Type: RES/TOT** **Sample Matrix :** AQ

Lab Sample ID: A7J100103002

Reviewed By / Date : H Medley 12/12/2007 **Approved By / Date :**

Analyte Name	Result	Uncertainty / Error	Result Units	Lab Qual	Rep Res	Overall Qual*	Temp	HT	MB	LCS	MS	Lab Dup	Surr	Rep Limit	Moist Tot/Dis	Field QC	Tune	IC	ICV	CV / CCV	Reason Codes
Analysis Method : 6010B						**Dilution: 1**															
Arsenic	5.0		ug/L	U	YES																
Barium	31.8		ug/L	J	YES																
Calcium	88100		ug/L	J	YES																
Chromium	5.0		ug/L	U	YES																
Cobalt	5.0		ug/L	U	YES																
Copper	5.0		ug/L	U	YES																
Lead	3.0		ug/L	U	YES																
Magnesium	29100		ug/L	J	YES																
Manganese	191		ug/L	J	YES																
Nickel	3.7		ug/L	B	YES	J								J							L
Potassium	1640		ug/L	J	YES																
Selenium	5.0		ug/L	U	YES																
Silver	5.0		ug/L	U	YES	R															Pj-
Sodium	9960		ug/L		YES																
Vanadium	1.3		ug/L	B	YES	J						J		J							L, Z, Pj
Analysis Method : 6020						**Dilution: 1**															
Aluminum	556		ug/L		YES	J														J	P, Pj, V
Antimony	0.28		ug/L	B	YES	J								J							L, Pj
Beryllium	1.0		ug/L	U	YES																
Cadmium	0.18		ug/L	B	YES	J								J							L, Pj
Iron	1310		ug/L		YES	J															P, Pj
Thallium	1.0		ug/L	U	YES																
Zinc	21.6		ug/L	J	YES																
Analysis Method : 7470A						**Dilution: 1**															
Mercury	0.20		ug/L	U	YES																

* Overall result qualifier reflects summation of qualifiers added during automated data review and any qualifiers added manually for categories not assessed by automated data review

Sample Qualification Report with Reason Codes (All Results sorted by Client Sample ID)

Client Sample ID : FWGLL11mw-002C-0528-GW **Lab Report Batch :** A7J100103 **Lab ID :** STLCAN

Sample Date : 10/08/2007 **Analysis Type: DL** **Sample Matrix :** AQ

Lab Sample ID: A7J100103001

Reviewed By / Date : Heather Neday 12/12/07 **Approved By / Date :**

Analyte Name	Result	Uncertainty / Error	Result Units	Lab Qual	Rep Res	Overall Qual*	Temp	HT	MB	LCS	MS	Lab Dup	Surr	Rep Limit	Moist Tot/Dis	Field QC	Tune	IC	ICV	CV / CCV	Reason Codes
Analysis Method : 8330						**Dilution: 0.99**															
1,3,5-Trinitrobenzene	0.099		ug/L	U	YES																
1,3-Dinitrobenzene	0.099		ug/L	U	YES																
2,4,6-TNT	0.099		ug/L	U	YES																
2,4-Dinitrotoluene	0.099		ug/L	U	YES																
2,6-Dinitrotoluene	0.099		ug/L	U	YES																
2-Amino-4,6-dinitrotoluene	0.099		ug/L	U	YES																
2-Nitrotoluene	0.50		ug/L	U	YES																
3-Nitrotoluene	0.50		ug/L	U	YES																
4-Amino-2,6-Dinitrotoluene	0.099		ug/L	U	YES																
4-Nitrotoluene	0.50		ug/L	U	YES																
HMX	0.099		ug/L	U	YES																
Nitrobenzene	0.099		ug/L	U	YES	UJ															Pj-
NITROGLYCERINE	0.64		ug/L	U	YES																
Pentaerythritol Tetranitrate (PETN)	0.64		ug/L	U	YES																
RDX	0.099		ug/L	U	YES																
TETRYL	0.099		ug/L	U	YES																

* Overall result qualifier reflects summation of qualifiers added during automated data review and any qualifiers added manually for categories not assessed by automated data review

Sample Qualification Report with Reason Codes (All Results sorted by Client Sample ID)

Client Sample ID : FWGLL11mw-002C-0528-GW **Lab Report Batch :** A7J100103 **Lab ID :** STLCAN

Sample Date : 10/08/2007 **Analysis Type: RES** **Sample Matrix :** AQ

Lab Sample ID: A7J100103001

Reviewed By / Date : Heather Nelley 12/12/07 **Approved By / Date :**

Analyte Name	Result	Uncertainty / Error	Result Units	Lab Qual	Rep Res	Overall Qual*	Temp	HT	MB	LCS	MS	Lab Dup	Surr	Rep Limit	Moist Tot/Dis	Field QC	Tune	IC	ICV	CV / CCV	Reason Codes
Analysis Method : 353.2 Modified						**Dilution: 1**															
Nitrocellulose	0.50		mg/L	U	YES	UJ					UJ										I
Analysis Method : 8081A						**Dilution: 1**															
4,4'-DDD	0.030		ug/L	U	YES	UJ							UJ								Pj-,G-
4,4'-DDE	0.030		ug/L	U	YES	UJ							UJ								G-
4,4'-DDT	0.030		ug/L	U	YES	UJ							UJ								G-
Aldrin	0.030		ug/L	U	YES	UJ							UJ								G-
alpha-BHC	0.030		ug/L	U	YES	UJ							UJ								G-
alpha-Chordane	0.030		ug/L	U	YES	UJ							UJ								G-
beta-BHC	0.030		ug/L	U	YES	UJ							UJ								G-
delta-BHC	0.030		ug/L	U	YES	UJ							UJ								G-
Dieldrin	0.030		ug/L	U	YES	UJ							UJ								G-
Endosulfan I	0.025		ug/L	U	YES	UJ				UJ			UJ								G-,J-
Endosulfan II	0.025		ug/L	U	YES	UJ							UJ								G-
Endosulfan sulfate	0.030		ug/L	U	YES	UJ							UJ								G-
Endrin	0.030		ug/L	U	YES	UJ							UJ								G-
Endrin aldehyde	0.030		ug/L	U	YES	UJ							UJ								G-
Endrin ketone	0.030		ug/L	U	YES	UJ							UJ								G-
gamma-BHC	0.030		ug/L	U	YES	UJ							UJ								G-
gamma-Chlordane	0.030		ug/L	U	YES	UJ							UJ								G-
Heptachlor	0.030		ug/L	U	YES	UJ							UJ								G-
Heptachlor epoxide	0.030		ug/L	U	YES	UJ							UJ								G-
Methoxychlor	0.10		ug/L	U	YES	UJ							UJ								G-
Toxaphene	2.0		ug/L	U	YES	UJ							UJ								G-
Analysis Method : 8082						**Dilution: 1**															
Aroclor 1016	0.50		ug/L	U	YES	UJ							UJ								G-
Aroclor 1221	0.50		ug/L	U	YES	UJ							UJ								G-
Aroclor 1232	0.50		ug/L	U	YES	UJ							UJ								G-
Aroclor 1242	0.50		ug/L	U	YES	UJ							UJ								G-
Aroclor 1248	0.50		ug/L	U	YES	UJ							UJ								G-
Aroclor 1254	0.50		ug/L	U	YES	UJ							UJ								G-
Aroclor 1260	0.50		ug/L	U	YES	UJ							UJ								G-
Analysis Method : 8260B						**Dilution: 1**															

* Overall result qualifier reflects summation of qualifiers added during automated data review and any qualifiers added manually for categories not assessed by automated data review

Sample Qualification Report with Reason Codes (All Results sorted by Client Sample ID)

Client Sample ID : FWGLL11mw-002C-0528-GW **Lab Report Batch :** A7J100103 **Lab ID :** STLCAN

Sample Date : 10/08/2007 **Analysis Type: RES** **Sample Matrix :** AQ

Lab Sample ID: A7J100103001

Reviewed By / Date : [signature] 12/12/07 **Approved By / Date :**

Analyte Name	Result	Uncertainty / Error	Result Units	Lab Qual	Rep Res	Overall Qual*	Temp	HT	MB	LCS	MS	Lab Dup	Surr	Rep Limit	Moist Tot/Dis	Field QC	Tune	IC	ICV	CV / CCV	Reason Codes
Analysis Method : 8260B						**Dilution: 1**															
1,1,1-Trichloroethane	1.0		ug/L	U	YES																
1,1,2,2-Tetrachloroethane	1.0		ug/L	U	YES																
1,1,2-Trichloroethane	1.0		ug/L	U	YES																
1,1-Dichloroethane	1.0		ug/L	U	YES																
1,1-Dichloroethene	1.0		ug/L	U	YES																
1,2-Dibromoethane	1.0		ug/L	U	YES																
1,2-Dichloroethane	1.0		ug/L	U	YES																
1,2-Dichloroethene (total)	1.0		ug/L	U	YES																
1,2-Dichloropropane	1.0		ug/L	U	YES																
2-Butanone	10		ug/L	U	YES																
2-Hexanone	10		ug/L	U	YES																
4-Methyl-2-pentanone	10		ug/L	U	YES																
Acetone	10		ug/L	U	YES																
Benzene	1.0		ug/L	U	YES																
Bromochloromethane	1.0		ug/L	U	YES																
Bromodichloromethane	1.0		ug/L	U	YES																
Bromoform	1.0		ug/L	U	YES																
Bromomethane	1.0		ug/L	U	YES																
Carbon disulfide	6.9		ug/L		YES																
Carbon tetrachloride	1.0		ug/L	U	YES																
Chlorobenzene	1.0		ug/L	U	YES																
Chloroethane	1.0		ug/L	U	YES																
Chloroform	1.0		ug/L	U	YES																
Chloromethane	1.0		ug/L	U	YES																
cis-1,2-Dichloroethene	1.0		ug/L	U	YES																
cis-1,3-Dichloropropene	1.0		ug/L	U	YES																
Dibromochloromethane	1.0		ug/L	U	YES																
Ethylbenzene	1.0		ug/L	U	YES																
M&P-XYLENES	2.0		ug/L	U	YES																
Methylene chloride	2.0		ug/L	U	YES																
o-Xylene	1.0		ug/L	U	YES																

* Overall result qualifier reflects summation of qualifiers added during automated data review and any qualifiers added manually for categories not assessed by automated data review

Sample Qualification Report with Reason Codes (All Results sorted by Client Sample ID)

Client Sample ID : FWGLL11mw-002C-0528-GW **Lab Report Batch :** A7J100103 **Lab ID :** STLCAN

Sample Date : 10/08/2007 **Analysis Type: RES** **Sample Matrix :** AQ

Lab Sample ID: A7J100103001

Reviewed By / Date : H Medley 12/12/2007 **Approved By / Date :**

Analyte Name	Result	Uncertainty / Error	Result Units	Lab Qual	Rep Res	Overall Qual*	Temp	HT	MB	LCS	MS	Lab Dup	Surr	Rep Limit	Moist Tot/Dis	Field QC	Tune	IC	ICV	CV / CCV	Reason Codes
Analysis Method : 8260B						**Dilution: 1**															
Styrene	1.0		ug/L	U	YES																
Tetrachloroethene	1.0		ug/L	U	YES																
Toluene	1.0		ug/L	U	YES																
TOTAL XYLENES	2.0		ug/L	U	YES																
trans-1,2-Dichloroethene	1.0		ug/L	U	YES																
trans-1,3-Dichloropropene	1.0		ug/L	U	YES																
Trichloroethene	1.0		ug/L	U	YES																
Vinyl chloride	1.0		ug/L	U	YES																
Analysis Method : 8270C						**Dilution: 1**															
1,2,4-Trichlorobenzene	1.0		ug/L	U	YES																
1,2-Dichlorobenzene	1.0		ug/L	U	YES																
1,3-Dichlorobenzene	1.0		ug/L	U	YES																
1,4-Dichlorobenzene	1.0		ug/L	U	YES																
2,2-OXYBIS (1-CHLOROPROPANE)	1.0		ug/L	U	YES																
2,4,5-Trichlorophenol	5.0		ug/L	U	YES																
2,4,6-Trichlorophenol	5.0		ug/L	U	YES																
2,4-Dichlorophenol	2.0		ug/L	U	YES																
2,4-Dimethylphenol	2.0		ug/L	U	YES																
2,4-Dinitrophenol	5.0		ug/L	U	YES	R															Pj-
2,4-Dinitrotoluene	5.0		ug/L	U	YES																
2,6-Dinitrotoluene	5.0		ug/L	U	YES																
2-Chloronaphthalene	1.0		ug/L	U	YES																
2-Chlorophenol	1.0		ug/L	U	YES																
2-Methylnaphthalene	0.20		ug/L	U	YES																
2-Methylphenol	1.0		ug/L	U	YES																
2-Nitroaniline	2.0		ug/L	U	YES																
2-Nitrophenol	2.0		ug/L	U	YES																
3,3'-Dichlorobenzidine	5.0		ug/L	U	YES																
3-Nitroaniline	2.0		ug/L	U	YES																
4,6-Dinitro-2-methylphenol	5.0		ug/L	U	YES	UJ															Pj-
4-Bromophenyl phenyl ether	2.0		ug/L	U	YES																

* Overall result qualifier reflects summation of qualifiers added during automated data review and any qualifiers added manually for categories not assessed by automated data review

Sample Qualification Report with Reason Codes (All Results sorted by Client Sample ID)

Client Sample ID : FWGLL11mw-002C-0528-GW **Lab Report Batch :** A7J100103 **Lab ID :** STLCAN

Sample Date : 10/08/2007 **Analysis Type: RES** **Sample Matrix :** AQ

Lab Sample ID: A7J100103001

Reviewed By / Date : H Medley 12/12/2007 **Approved By / Date :**

Analyte Name	Result	Uncertainty / Error	Result Units	Lab Qual	Rep Res	Overall Qual*	Temp	HT	MB	LCS	MS	Lab Dup	Surr	Rep Limit	Moist Tot/Dis	Field QC	Tune	IC	ICV	CV / CCV	Reason Codes
Analysis Method : 8270C						**Dilution: 1**															
4-Chloro-3-methylphenol	2.0		ug/L	U	YES																
4-Chloroaniline	2.0		ug/L	U	YES																
4-Chlorophenyl phenyl ether	2.0		ug/L	U	YES																
4-Methylphenol	1.0		ug/L	U	YES																
4-Nitroanaline	2.0		ug/L	U	YES																
4-Nitrophenol	5.0		ug/L	U	YES																
Acenaphthene	0.20		ug/L	U	YES																
Acenaphthylene	0.20		ug/L	U	YES																
Anthracene	0.20		ug/L	U	YES																
Benzo(a)anthracene	0.20		ug/L	U	YES																
Benzo(a)pyrene	0.20		ug/L	U	YES																
Benzo(b)fluoranthene	0.20		ug/L	U	YES																
BENZO(G,H,I)PERYLENE	0.20		ug/L	U	YES																
Benzo(k)fluoranthene	0.20		ug/L	U	YES																
Benzoic acid	10		ug/L	U	YES	R				R											J-
Benzyl alcohol	5.0		ug/L	U	YES																
bis(2-Chloroethoxy)methane	1.0		ug/L	U	YES																
bis(2-Chloroethyl) ether	1.0		ug/L	U	YES																
bis(2-Ethylhexyl) phthalate	10		ug/L	U	YES																
Butylbenzyl Phthalate	1.0		ug/L	U	YES																
Carbazole	1.0		ug/L	U	YES																
Chrysene	0.20		ug/L	U	YES																
dibenzo(a,h)anthracene	0.20		ug/L	U	YES																
Dibenzofuran	1.0		ug/L	U	YES																
Diethyl phthalate	1.0		ug/L	U	YES																
Dimethyl phthalate	1.0		ug/L	U	YES																
Di-n-butyl phthalate	1.0		ug/L	U	YES																
Di-n-octyl phthalate	1.0		ug/L	U	YES																
Fluoranthene	0.20		ug/L	U	YES																
Fluorene	0.20		ug/L	U	YES																
Hexachlorobenzene	0.20		ug/L	U	YES																

* Overall result qualifier reflects summation of qualifiers added during automated data review and any qualifiers added manually for categories not assessed by automated data review

Sample Qualification Report with Reason Codes (All Results sorted by Client Sample ID)

Client Sample ID : FWGLL11mw-002C-0528-GW **Lab Report Batch :** A7J100103 **Lab ID :** STLCAN

Sample Date : 10/08/2007 **Analysis Type: RES** **Sample Matrix :** AQ

Lab Sample ID: A7J100103001

Reviewed By / Date : H Medley 12/12/2007 **Approved By / Date :**

Analyte Name	Result	Uncertainty / Error	Result Units	Lab Qual	Rep Res	Overall Qual*	Temp	HT	MB	LCS	MS	Lab Dup	Surr	Rep Limit	Moist Tot/Dis	Field QC	Tune	IC	ICV	CV / CCV	Reason Codes
Analysis Method : 8270C						**Dilution: 1**															
Hexachlorobutadiene	1.0		ug/L	U	YES																
Hexachlorocyclopentadiene	10		ug/L	U	YES	R				R											J-
Hexachloroethane	1.0		ug/L	U	YES																
Indeno(1,2,3-cd)pyrene	0.20		ug/L	U	YES																
Isophorone	1.0		ug/L	U	YES																
Naphthalene	0.20		ug/L	U	YES																
Nitrobenzene	1.0		ug/L	U	YES																
N-nitroso-di-n-propylamine	1.0		ug/L	U	YES																
N-Nitrosodiphenylamine	1.0		ug/L	U	YES																
Pentachlorophenol	5.0		ug/L	U	YES	UJ															Pj-
Phenanthrene	0.20		ug/L	U	YES																
Phenol	1.0		ug/L	U	YES																
Pyrene	0.20		ug/L	U	YES																
Analysis Method : 9012A						**Dilution: 1**															
Cyanide	0.010		mg/L	U	YES																
Analysis Method : SW8330 Modified						**Dilution: 1**															
Nitroguanidine	20		ug/L	U	YES																

* Overall result qualifier reflects summation of qualifiers added during automated data review and any qualifiers added manually for categories not assessed by automated data review

Sample Qualification Report with Reason Codes (All Results sorted by Client Sample ID)

Client Sample ID : FWGLL11mw-DUP4-0554-GF **Lab Report Batch :** A7J100103 **Lab ID :** STLCAN

Sample Date : 10/08/2007 **Analysis Type: RES** **Sample Matrix :** AQ

Lab Sample ID: A7J100103004

Reviewed By / Date : Heather Medley 12/12/07 **Approved By / Date :**

Analyte Name	Result	Uncertainty / Error	Result Units	Lab Qual	Rep Res	Overall Qual*	Temp	HT	MB	LCS	MS	Lab Dup	Surr	Rep Limit	Moist Tot/Dis	Field QC	Tune	IC	ICV	CV / CCV	Reason Codes
Analysis Method : 6860						**Dilution: 1**															
Perchlorate	0.0088		ug/L	J	YES	J								J					J		L, U

* Overall result qualifier reflects summation of qualifiers added during automated data review and any qualifiers added manually for categories not assessed by automated data review

Sample Qualification Report with Reason Codes (All Results sorted by Client Sample ID)

Client Sample ID : FWGLL11mw-DUP4-0554-GF **Lab Report Batch :** A7J100103 **Lab ID :** STLCAN

Sample Date : 10/08/2007 **Analysis Type: RES/TOT** **Sample Matrix :** AQ

Lab Sample ID: A7J100103004

Reviewed By / Date : H Medley 12/12/2007 **Approved By / Date :**

Analyte Name	Result	Uncertainty / Error	Result Units	Lab Qual	Rep Res	Overall Qual*	Temp	HT	MB	LCS	MS	Lab Dup	Surr	Rep Limit	Moist Tot/Dis	Field QC	Tune	IC	ICV	CV / CCV	Reason Codes
Analysis Method : 6010B						**Dilution: 1**															
Arsenic	5.0		ug/L	U	YES																
Barium	34.1		ug/L	J	YES																
Calcium	89100		ug/L	J	YES																
Chromium	5.0		ug/L	U	YES																
Cobalt	5.0		ug/L	U	YES																
Copper	5.0		ug/L	U	YES																
Lead	3.0		ug/L	U	YES																
Magnesium	29400		ug/L	J	YES																
Manganese	190		ug/L	J	YES																
Nickel	4.2		ug/L	B	YES	J								J							L
Potassium	1750		ug/L	J	YES																
Selenium	5.0		ug/L	U	YES																
Silver	5.0		ug/L	U	YES	R															PJ-
Sodium	9800		ug/L		YES																
Vanadium	2.0		ug/L	B	YES	J						J		J							L, J, Z
Analysis Method : 6020						**Dilution: 1**															
Aluminum	864		ug/L		YES	J															PJ
Antimony	2.0		ug/L	U	YES	None															P
Beryllium	1.0		ug/L	U	YES																
Cadmium	0.12		ug/L	B	YES	J								J							L
Iron	1810		ug/L		YES	J															PJ
Thallium	1.0		ug/L	U	YES																
Zinc	22.8		ug/L	J	YES																
Analysis Method : 7470A						**Dilution: 1**															
Mercury	0.20		ug/L	U	YES																

* Overall result qualifier reflects summation of qualifiers added during automated data review and any qualifiers added manually for categories not assessed by automated data review

Sample Qualification Report with Reason Codes (All Results sorted by Client Sample ID)

Client Sample ID : FWGLL11mw-DUP4-0554-GW **Lab Report Batch :** A7J100103 **Lab ID :** STLCAN

Sample Date : 10/08/2007 **Analysis Type: DL** **Sample Matrix :** AQ

Lab Sample ID: A7J100103003

Reviewed By / Date : Heather McClay 12/12/07 **Approved By / Date :**

Analyte Name	Result	Uncertainty / Error	Result Units	Lab Qual	Rep Res	Overall Qual*	Temp	HT	MB	LCS	MS	Lab Dup	Surr	Rep Limit	Moist Tot/Dis	Field QC	Tune	IC	ICV	CV / CCV	Reason Codes
Analysis Method : 8330						**Dilution: 0.99**															
1,3,5-Trinitrobenzene	0.099		ug/L	U	YES																
1,3-Dinitrobenzene	0.099		ug/L	U	YES																
2,4,6-TNT	0.099		ug/L	U	YES																
2,4-Dinitrotoluene	0.099		ug/L	U	YES																
2,6-Dinitrotoluene	0.099		ug/L	U	YES																
2-Amino-4,6-dinitrotoluene	0.099		ug/L	U	YES																
2-Nitrotoluene	0.50		ug/L	U	YES																
3-Nitrotoluene	0.50		ug/L	U	YES																
4-Amino-2,6-Dinitrotoluene	0.099		ug/L	U	YES																
4-Nitrotoluene	0.50		ug/L	U	YES																
HMX	0.099		ug/L	U	YES																
Nitrobenzene	0.057		ug/L	J	YES	J								J							L
NITROGLYCERINE	0.64		ug/L	U	YES																
Pentaerythritol Tetranitrate (PETN)	0.64		ug/L	U	YES																
RDX	0.099		ug/L	U	YES																
TETRYL	0.099		ug/L	U	YES																

* Overall result qualifier reflects summation of qualifiers added during automated data review and any qualifiers added manually for categories not assessed by automated data review

Sample Qualification Report with Reason Codes (All Results sorted by Client Sample ID)

Client Sample ID : FWGLL11mw-DUP4-0554-GW **Lab Report Batch :** A7J100103 **Lab ID :** STLCAN

Sample Date : 10/08/2007 **Analysis Type: RES** **Sample Matrix :** AQ

Lab Sample ID: A7J100103003

Reviewed By / Date : Heather Medley 12/12/07 **Approved By / Date :**

Analyte Name	Result	Uncertainty / Error	Result Units	Lab Qual	Rep Res	Overall Qual*	Temp	HT	MB	LCS	MS	Lab Dup	Surr	Rep Limit	Moist Tot/Dis	Field QC	Tune	IC	ICV	CV / CCV	Reason Codes
Analysis Method : 353.2 Modified						**Dilution: 1**															
Nitrocellulose	0.50		mg/L	U	YES	UJ					UJ										I
Analysis Method : 8081A						**Dilution: 1**															
4,4'-DDD	0.030		ug/L	U	YES	UJ															Pj-
4,4'-DDE	0.030		ug/L	U	YES																
4,4'-DDT	0.030		ug/L	U	YES																
Aldrin	0.030		ug/L	U	YES																
alpha-BHC	0.030		ug/L	U	YES																
alpha-Chordane	0.030		ug/L	U	YES																
beta-BHC	0.030		ug/L	U	YES																
delta-BHC	0.030		ug/L	U	YES																
Dieldrin	0.030		ug/L	U	YES																
Endosulfan I	0.025		ug/L	U	YES	UJ				UJ											J-
Endosulfan II	0.025		ug/L	U	YES																
Endosulfan sulfate	0.030		ug/L	U	YES																
Endrin	0.030		ug/L	U	YES																
Endrin aldehyde	0.030		ug/L	U	YES																
Endrin ketone	0.030		ug/L	U	YES																
gamma-BHC	0.030		ug/L	U	YES																
gamma-Chlordane	0.030		ug/L	U	YES																
Heptachlor	0.030		ug/L	U	YES																
Heptachlor epoxide	0.030		ug/L	U	YES																
Methoxychlor	0.10		ug/L	U	YES																
Toxaphene	2.0		ug/L	U	YES																
Analysis Method : 8082						**Dilution: 1**															
Aroclor 1016	0.50		ug/L	U	YES																
Aroclor 1221	0.50		ug/L	U	YES																
Aroclor 1232	0.50		ug/L	U	YES																
Aroclor 1242	0.50		ug/L	U	YES																
Aroclor 1248	0.50		ug/L	U	YES																
Aroclor 1254	0.50		ug/L	U	YES																
Aroclor 1260	0.50		ug/L	U	YES																
Analysis Method : 8260B						**Dilution: 1**															

* Overall result qualifier reflects summation of qualifiers added during automated data review and any qualifiers added manually for categories not assessed by automated data review

Sample Qualification Report with Reason Codes (All Results sorted by Client Sample ID)

Client Sample ID : FWGLL11mw-DUP4-0554-GW **Lab Report Batch :** A7J100103 **Lab ID :** STLCAN

Sample Date : 10/08/2007 **Analysis Type: RES** **Sample Matrix :** AQ

Lab Sample ID: A7J100103003

Reviewed By / Date : Heather Kelly 12/12/07 **Approved By / Date :**

Analyte Name	Result	Uncertainty / Error	Result Units	Lab Qual	Rep Res	Overall Qual*	Temp	HT	MB	LCS	MS	Lab Dup	Surr	Rep Limit	Moist Tot/Dis	Field QC	Tune	IC	ICV	CV / CCV	Reason Codes
Analysis Method : 8260B						**Dilution: 1**															
1,1,1-Trichloroethane	1.0		ug/L	U	YES																
1,1,2,2-Tetrachloroethane	1.0		ug/L	U	YES																
1,1,2-Trichloroethane	1.0		ug/L	U	YES																
1,1-Dichloroethane	1.0		ug/L	U	YES																
1,1-Dichloroethene	1.0		ug/L	U	YES																
1,2-Dibromoethane	1.0		ug/L	U	YES																
1,2-Dichloroethane	1.0		ug/L	U	YES																
1,2-Dichloroethene (total)	1.0		ug/L	U	YES																
1,2-Dichloropropane	1.0		ug/L	U	YES																
2-Butanone	10		ug/L	U	YES																
2-Hexanone	10		ug/L	U	YES																
4-Methyl-2-pentanone	10		ug/L	U	YES																
Acetone	10		ug/L	U	YES																
Benzene	1.0		ug/L	U	YES																
Bromochloromethane	1.0		ug/L	U	YES																
Bromodichloromethane	1.0		ug/L	U	YES																
Bromoform	1.0		ug/L	U	YES																
Bromomethane	1.0		ug/L	U	YES																
Carbon disulfide	6.7		ug/L		YES																
Carbon tetrachloride	1.0		ug/L	U	YES																
Chlorobenzene	1.0		ug/L	U	YES																
Chloroethane	1.0		ug/L	U	YES																
Chloroform	1.0		ug/L	U	YES																
Chloromethane	1.0		ug/L	U	YES																
cis-1,2-Dichloroethene	1.0		ug/L	U	YES																
cis-1,3-Dichloropropene	1.0		ug/L	U	YES																
Dibromochloromethane	1.0		ug/L	U	YES																
Ethylbenzene	1.0		ug/L	U	YES																
M&P-XYLENES	2.0		ug/L	U	YES																
Methylene chloride	2.0		ug/L	U	YES																
o-Xylene	1.0		ug/L	U	YES																

* Overall result qualifier reflects summation of qualifiers added during automated data review and any qualifiers added manually for categories not assessed by automated data review

Sample Qualification Report with Reason Codes (All Results sorted by Client Sample ID)

Client Sample ID : FWGLL11mw-DUP4-0554-GW
Lab Report Batch : A7J100103
Lab ID : STLCAN
Sample Date : 10/08/2007
Analysis Type: RES
Sample Matrix : AQ
Lab Sample ID: A7J100103003

Reviewed By / Date : H Medley 12/12/2007
Approved By / Date :

Analyte Name	Result	Uncertainty / Error	Result Units	Lab Qual	Rep Res	Overall Qual*	Temp	HT	MB	LCS	MS	Lab Dup	Surr	Rep Limit	Moist Tot/Dis	Field QC	Tune	IC	ICV	CV / CCV	Reason Codes
Analysis Method : 8260B						**Dilution: 1**															
Styrene	1.0		ug/L	U	YES																
Tetrachloroethene	1.0		ug/L	U	YES																
Toluene	1.0		ug/L	U	YES																
TOTAL XYLENES	2.0		ug/L	U	YES																
trans-1,2-Dichloroethene	1.0		ug/L	U	YES																
trans-1,3-Dichloropropene	1.0		ug/L	U	YES																
Trichloroethene	1.0		ug/L	U	YES																
Vinyl chloride	1.0		ug/L	U	YES																
Analysis Method : 8270C						**Dilution: 1**															
1,2,4-Trichlorobenzene	1.0		ug/L	U	YES																
1,2-Dichlorobenzene	1.0		ug/L	U	YES																
1,3-Dichlorobenzene	1.0		ug/L	U	YES																
1,4-Dichlorobenzene	1.0		ug/L	U	YES																
2,2-OXYBIS (1-CHLOROPROPANE)	1.0		ug/L	U	YES																
2,4,5-Trichlorophenol	5.0		ug/L	U	YES																
2,4,6-Trichlorophenol	5.0		ug/L	U	YES																
2,4-Dichlorophenol	2.0		ug/L	U	YES																
2,4-Dimethylphenol	2.0		ug/L	U	YES																
2,4-Dinitrophenol	5.0		ug/L	U	YES	R															Pj-
2,4-Dinitrotoluene	5.0		ug/L	U	YES																
2,6-Dinitrotoluene	5.0		ug/L	U	YES																
2-Chloronaphthalene	1.0		ug/L	U	YES																
2-Chlorophenol	1.0		ug/L	U	YES																
2-Methylnaphthalene	0.20		ug/L	U	YES																
2-Methylphenol	1.0		ug/L	U	YES																
2-Nitroaniline	2.0		ug/L	U	YES																
2-Nitrophenol	2.0		ug/L	U	YES																
3,3'-Dichlorobenzidine	5.0		ug/L	U	YES																
3-Nitroaniline	2.0		ug/L	U	YES																
4,6-Dinitro-2-methylphenol	5.0		ug/L	U	YES	UJ															Pj-
4-Bromophenyl phenyl ether	2.0		ug/L	U	YES																

* Overall result qualifier reflects summation of qualifiers added during automated data review and any qualifiers added manually for categories not assessed by automated data review

Sample Qualification Report with Reason Codes (All Results sorted by Client Sample ID)

Client Sample ID : FWGLL11mw-DUP4-0554-GW **Lab Report Batch :** A7J100103 **Lab ID :** STLCAN

Sample Date : 10/08/2007 **Analysis Type: RES** **Sample Matrix :** AQ

Lab Sample ID: A7J100103003

Reviewed By / Date : H Medley 12/12/2007 **Approved By / Date :**

Analyte Name	Result	Uncertainty / Error	Result Units	Lab Qual	Rep Res	Overall Qual*	Temp	HT	MB	LCS	MS	Lab Dup	Surr	Rep Limit	Moist Tot/Dis	Field QC	Tune	IC	ICV	CV / CCV	Reason Codes
Analysis Method : 8270C						**Dilution: 1**															
4-Chloro-3-methylphenol	2.0		ug/L	U	YES																
4-Chloroaniline	2.0		ug/L	U	YES																
4-Chlorophenyl phenyl ether	2.0		ug/L	U	YES																
4-Methylphenol	1.0		ug/L	U	YES																
4-Nitroanaline	2.0		ug/L	U	YES																
4-Nitrophenol	5.0		ug/L	U	YES																
Acenaphthene	0.20		ug/L	U	YES																
Acenaphthylene	0.20		ug/L	U	YES																
Anthracene	0.20		ug/L	U	YES																
Benzo(a)anthracene	0.20		ug/L	U	YES																
Benzo(a)pyrene	0.20		ug/L	U	YES																
Benzo(b)fluoranthene	0.20		ug/L	U	YES																
BENZO(G,H,I)PERYLENE	0.20		ug/L	U	YES																
Benzo(k)fluoranthene	0.20		ug/L	U	YES																
Benzoic acid	10		ug/L	U	YES	R				R											J-
Benzyl alcohol	5.0		ug/L	U	YES																
bis(2-Chloroethoxy)methane	1.0		ug/L	U	YES																
bis(2-Chloroethyl) ether	1.0		ug/L	U	YES																
bis(2-Ethylhexyl) phthalate	10		ug/L	U	YES																
Butylbenzyl Phthalate	1.0		ug/L	U	YES																
Carbazole	1.0		ug/L	U	YES																
Chrysene	0.20		ug/L	U	YES																
dibenzo(a,h)anthracene	0.20		ug/L	U	YES																
Dibenzofuran	1.0		ug/L	U	YES																
Diethyl phthalate	1.0		ug/L	U	YES																
Dimethyl phthalate	1.0		ug/L	U	YES																
Di-n-butyl phthalate	1.0		ug/L	U	YES																
Di-n-octyl phthalate	1.0		ug/L	U	YES																
Fluoranthene	0.20		ug/L	U	YES																
Fluorene	0.20		ug/L	U	YES																
Hexachlorobenzene	0.20		ug/L	U	YES																

* Overall result qualifier reflects summation of qualifiers added during automated data review and any qualifiers added manually for categories not assessed by automated data review

Sample Qualification Report with Reason Codes (All Results sorted by Client Sample ID)

Client Sample ID : FWGLL11mw-DUP4-0554-GW **Lab Report Batch :** A7J100103 **Lab ID :** STLCAN

Sample Date : 10/08/2007 **Analysis Type: RES** **Sample Matrix :** AQ

Lab Sample ID: A7J100103003

Reviewed By / Date : H Medley 12/12/2007 **Approved By / Date :**

Analyte Name	Result	Uncertainty / Error	Result Units	Lab Qual	Rep Res	Overall Qual*	Temp	HT	MB	LCS	MS	Lab Dup	Surr	Rep Limit	Moist Tot/Dis	Field QC	Tune	IC	ICV	CV / CCV	Reason Codes
Analysis Method : 8270C						**Dilution: 1**															
Hexachlorobutadiene	1.0		ug/L	U	YES																
Hexachlorocyclopentadiene	10		ug/L	U	YES	R				R											J-
Hexachloroethane	1.0		ug/L	U	YES																
Indeno(1,2,3-cd)pyrene	0.20		ug/L	U	YES																
Isophorone	1.0		ug/L	U	YES																
Naphthalene	0.20		ug/L	U	YES																
Nitrobenzene	1.0		ug/L	U	YES																
N-nitroso-di-n-propylamine	1.0		ug/L	U	YES																
N-Nitrosodiphenylamine	1.0		ug/L	U	YES																
Pentachlorophenol	5.0		ug/L	U	YES	UJ															Pj-
Phenanthrene	0.20		ug/L	U	YES																
Phenol	1.0		ug/L	U	YES																
Pyrene	0.20		ug/L	U	YES																
Analysis Method : 9012A						**Dilution: 1**															
Cyanide	0.010		mg/L	U	YES																
Analysis Method : SW8330 Modified						**Dilution: 1**															
Nitroguanidine	20		ug/L	U	YES																

* Overall result qualifier reflects summation of qualifiers added during automated data review and any qualifiers added manually for categories not assessed by automated data review

Sample Qualification Report with Reason Codes (All Results sorted by Client Sample ID)

Client Sample ID : FWGLL12mw-153C-0530-GW **Lab Report Batch :** A7J100103 **Lab ID :** STLCAN

Sample Date : 10/09/2007 **Analysis Type: DL** **Sample Matrix :** AQ

Lab Sample ID: A7J100103032

Reviewed By / Date : Heather Melley 12/12/07 **Approved By / Date :**

Analyte Name	Result	Uncertainty / Error	Result Units	Lab Qual	Rep Res	Overall Qual*	Temp	HT	MB	LCS	MS	Lab Dup	Surr	Rep Limit	Moist Tot/Dis	Field QC	Tune	IC	ICV	CV / CCV	Reason Codes
Analysis Method : 8330						**Dilution: 1.12**															
1,3,5-Trinitrobenzene	0.11		ug/L	U	YES																
1,3-Dinitrobenzene	0.11		ug/L	U	YES																
2,4,6-TNT	0.11		ug/L	U	YES																
2,4-Dinitrotoluene	0.11		ug/L	U	YES																
2,6-Dinitrotoluene	0.11		ug/L	U	YES																
2-Amino-4,6-dinitrotoluene	0.11		ug/L	U	YES																
2-Nitrotoluene	0.56		ug/L	U	YES																
3-Nitrotoluene	0.56		ug/L	U	YES																
4-Amino-2,6-Dinitrotoluene	0.11		ug/L	U	YES																
4-Nitrotoluene	0.56		ug/L	U	YES																
HMX	0.052		ug/L	J	YES	J								J							L
Nitrobenzene	0.11		ug/L	U	YES																
NITROGLYCERINE	0.73		ug/L	U	YES																
Pentaerythritol Tetranitrate (PETN)	0.73		ug/L	U	YES																
RDX	0.11		ug/L	U	YES																
TETRYL	0.11		ug/L	U	YES																

* Overall result qualifier reflects summation of qualifiers added during automated data review and any qualifiers added manually for categories not assessed by automated data review

Sample Qualification Report with Reason Codes (All Results sorted by Client Sample ID)

Client Sample ID : FWGLL12mw-153C-0530-GW **Lab Report Batch :** A7J100103 **Lab ID :** STLCAN

Sample Date : 10/09/2007 **Analysis Type: RES** **Sample Matrix :** AQ

Lab Sample ID: A7J100103032

Reviewed By / Date : Heather Nelley 12/12/07 **Approved By / Date :**

Analyte Name	Result	Uncertainty / Error	Result Units	Lab Qual	Rep Res	Overall Qual*	Temp	HT	MB	LCS	MS	Lab Dup	Surr	Rep Limit	Moist Tot/Dis	Field QC	Tune	IC	ICV	CV / CCV	Reason Codes
Analysis Method : 353.2						**Dilution: 1**															
Nitrate as N (NO3-N)	0.02		mg/L	B	YES	J								J							L
Analysis Method : 353.2 Modified						**Dilution: 1**															
Nitrocellulose	0.50		mg/L	U	YES	UJ					UJ										I
Analysis Method : 8081A						**Dilution: 1**															
4,4'-DDD	0.030		ug/L	U	YES	UJ															Pj-
4,4'-DDE	0.030		ug/L	U	YES																
4,4'-DDT	0.030		ug/L	U	YES																
Aldrin	0.030		ug/L	U	YES																
alpha-BHC	0.030		ug/L	U	YES																
alpha-Chordane	0.030		ug/L	U	YES																
beta-BHC	0.010		ug/L	J	YES	J								J							L
delta-BHC	0.030		ug/L	U	YES																
Dieldrin	0.030		ug/L	U	YES																
Endosulfan I	0.025		ug/L	U	YES	UJ				UJ											J-
Endosulfan II	0.025		ug/L	U	YES																
Endosulfan sulfate	0.030		ug/L	U	YES																
Endrin	0.030		ug/L	U	YES																
Endrin aldehyde	0.030		ug/L	U	YES																
Endrin ketone	0.030		ug/L	U	YES																
gamma-BHC	0.030		ug/L	U	YES																
gamma-Chlordane	0.030		ug/L	U	YES																
Heptachlor	0.030		ug/L	U	YES																
Heptachlor epoxide	0.030		ug/L	U	YES																
Methoxychlor	0.10		ug/L	U	YES																
Toxaphene	2.0		ug/L	U	YES																
Analysis Method : 8082						**Dilution: 1**															
Aroclor 1016	0.50		ug/L	U	YES																
Aroclor 1221	0.50		ug/L	U	YES																
Aroclor 1232	0.50		ug/L	U	YES																
Aroclor 1242	0.50		ug/L	U	YES																
Aroclor 1248	0.50		ug/L	U	YES																
Aroclor 1254	0.50		ug/L	U	YES																

* Overall result qualifier reflects summation of qualifiers added during automated data review and any qualifiers added manually for categories not assessed by automated data review

Sample Qualification Report with Reason Codes (All Results sorted by Client Sample ID)

Client Sample ID : FWGLL12mw-153C-0530-GW **Lab Report Batch :** A7J100103 **Lab ID :** STLCAN

Sample Date : 10/09/2007 **Analysis Type: RES** **Sample Matrix :** AQ

Lab Sample ID: A7J100103032

Reviewed By / Date : Heather Kelly 12/12/07 **Approved By / Date :**

Analyte Name	Result	Uncertainty / Error	Result Units	Lab Qual	Rep Res	Overall Qual*	Temp	HT	MB	LCS	MS	Lab Dup	Surr	Rep Limit	Moist Tot/Dis	Field QC	Tune	IC	ICV	CV / CCV	Reason Codes
Analysis Method : 8082						**Dilution: 1**															
Aroclor 1260	0.50		ug/L	U	YES																
Analysis Method : 8260B						**Dilution: 1**															
1,1,1-Trichloroethane	1.0		ug/L	U	YES																
1,1,2,2-Tetrachloroethane	1.0		ug/L	U	YES																
1,1,2-Trichloroethane	1.0		ug/L	U	YES																
1,1-Dichloroethane	1.0		ug/L	U	YES																
1,1-Dichloroethene	1.0		ug/L	U	YES																
1,2-Dibromoethane	1.0		ug/L	U	YES																
1,2-Dichloroethane	1.0		ug/L	U	YES																
1,2-Dichloroethene (total)	1.0		ug/L	U	YES																
1,2-Dichloropropane	1.0		ug/L	U	YES																
2-Butanone	10		ug/L	U	YES																
2-Hexanone	10		ug/L	U	YES																
4-Methyl-2-pentanone	10		ug/L	U	YES																
Acetone	10		ug/L	U	YES																
Benzene	1.0		ug/L	U	YES																
Bromochloromethane	1.0		ug/L	U	YES																
Bromodichloromethane	1.0		ug/L	U	YES																
Bromoform	1.0		ug/L	U	YES																
Bromomethane	1.0		ug/L	U	YES																
Carbon disulfide	1.0		ug/L	U	YES																
Carbon tetrachloride	1.0		ug/L	U	YES																
Chlorobenzene	1.0		ug/L	U	YES																
Chloroethane	1.0		ug/L	U	YES																
Chloroform	1.0		ug/L	U	YES																
Chloromethane	1.0		ug/L	U	YES																
cis-1,2-Dichloroethene	1.0		ug/L	U	YES																
cis-1,3-Dichloropropene	1.0		ug/L	U	YES																
Dibromochloromethane	1.0		ug/L	U	YES																
Ethylbenzene	1.0		ug/L	U	YES																
M&P-XYLENES	2.0		ug/L	U	YES																

* Overall result qualifier reflects summation of qualifiers added during automated data review and any qualifiers added manually for categories not assessed by automated data review

Sample Qualification Report with Reason Codes (All Results sorted by Client Sample ID)

Client Sample ID : FWGLL12mw-153C-0530-GW
Lab Report Batch : A7J100103
Lab ID : STLCAN
Sample Date : 10/09/2007
Analysis Type: RES
Sample Matrix : AQ
Lab Sample ID: A7J100103032

Reviewed By / Date : H Medley 12/12/2007
Approved By / Date :

Analyte Name	Result	Uncertainty / Error	Result Units	Lab Qual	Rep Res	Overall Qual*	Temp	HT	MB	LCS	MS	Lab Dup	Surr	Rep Limit	Moist Tot/Dis	Field QC	Tune	IC	ICV	CV / CCV	Reason Codes
Analysis Method : 8260B						**Dilution: 1**															
Methylene chloride	2.0		ug/L	U	YES																
o-Xylene	1.0		ug/L	U	YES																
Styrene	1.0		ug/L	U	YES																
Tetrachloroethene	1.0		ug/L	U	YES																
Toluene	1.0		ug/L	U	YES																
TOTAL XYLENES	2.0		ug/L	U	YES																
trans-1,2-Dichloroethene	1.0		ug/L	U	YES																
trans-1,3-Dichloropropene	1.0		ug/L	U	YES																
Trichloroethene	1.0		ug/L	U	YES																
Vinyl chloride	1.0		ug/L	U	YES																
Analysis Method : 8270C						**Dilution: 1**															
1,2,4-Trichlorobenzene	1.0		ug/L	U	YES																
1,2-Dichlorobenzene	1.0		ug/L	U	YES																
1,3-Dichlorobenzene	1.0		ug/L	U	YES																
1,4-Dichlorobenzene	1.0		ug/L	U	YES																
2,2-OXYBIS (1-CHLOROPROPANE)	1.0		ug/L	U	YES																
2,4,5-Trichlorophenol	5.0		ug/L	U	YES																
2,4,6-Trichlorophenol	5.0		ug/L	U	YES																
2,4-Dichlorophenol	2.0		ug/L	U	YES																
2,4-Dimethylphenol	2.0		ug/L	U	YES																
2,4-Dinitrophenol	5.0		ug/L	U	YES	R															Pj-
2,4-Dinitrotoluene	5.0		ug/L	U	YES																
2,6-Dinitrotoluene	5.0		ug/L	U	YES																
2-Chloronaphthalene	1.0		ug/L	U	YES																
2-Chlorophenol	1.0		ug/L	U	YES																
2-Methylnaphthalene	0.20		ug/L	U	YES																
2-Methylphenol	1.0		ug/L	U	YES																
2-Nitroaniline	2.0		ug/L	U	YES																
2-Nitrophenol	2.0		ug/L	U	YES																
3,3'-Dichlorobenzidine	5.0		ug/L	U	YES																
3-Nitroaniline	2.0		ug/L	U	YES																

* Overall result qualifier reflects summation of qualifiers added during automated data review and any qualifiers added manually for categories not assessed by automated data review

Sample Qualification Report with Reason Codes (All Results sorted by Client Sample ID)

Client Sample ID : FWGLL12mw-153C-0530-GW
Lab Report Batch : A7J100103
Lab ID : STLCAN
Sample Date : 10/09/2007
Analysis Type: RES
Sample Matrix : AQ
Lab Sample ID: A7J100103032

Reviewed By / Date : H Medley 12/12/2007
Approved By / Date :

Analyte Name	Result	Uncertainty / Error	Result Units	Lab Qual	Rep Res	Overall Qual*	Temp	HT	MB	LCS	MS	Lab Dup	Surr	Rep Limit	Moist Tot/Dis	Field QC	Tune	IC	ICV	CV / CCV	Reason Codes
Analysis Method : 8270C						**Dilution: 1**															
4,6-Dinitro-2-methylphenol	5.0		ug/L	U	YES	UJ															Pj-
4-Bromophenyl phenyl ether	2.0		ug/L	U	YES																
4-Chloro-3-methylphenol	2.0		ug/L	U	YES																
4-Chloroaniline	2.0		ug/L	U	YES																
4-Chlorophenyl phenyl ether	2.0		ug/L	U	YES																
4-Methylphenol	1.0		ug/L	U	YES																
4-Nitroanaline	2.0		ug/L	U	YES																
4-Nitrophenol	5.0		ug/L	U	YES																
Acenaphthene	0.20		ug/L	U	YES																
Acenaphthylene	0.20		ug/L	U	YES																
Anthracene	0.20		ug/L	U	YES																
Benzo(a)anthracene	0.20		ug/L	U	YES																
Benzo(a)pyrene	0.20		ug/L	U	YES																
Benzo(b)fluoranthene	0.20		ug/L	U	YES																
BENZO(G,H,I)PERYLENE	0.20		ug/L	U	YES																
Benzo(k)fluoranthene	0.20		ug/L	U	YES																
Benzoic acid	10		ug/L	U	YES	R				R											J-
Benzyl alcohol	5.0		ug/L	U	YES																
bis(2-Chloroethoxy)methane	1.0		ug/L	U	YES																
bis(2-Chloroethyl) ether	1.0		ug/L	U	YES																
bis(2-Ethylhexyl) phthalate	10		ug/L	U	YES																
Butylbenzyl Phthalate	1.0		ug/L	U	YES																
Carbazole	1.0		ug/L	U	YES																
Chrysene	0.20		ug/L	U	YES																
dibenzo(a,h)anthracene	0.20		ug/L	U	YES																
Dibenzofuran	1.0		ug/L	U	YES																
Diethyl phthalate	1.0		ug/L	U	YES																
Dimethyl phthalate	1.0		ug/L	U	YES																
Di-n-butyl phthalate	1.0		ug/L	U	YES																
Di-n-octyl phthalate	1.0		ug/L	U	YES																
Fluoranthene	0.20		ug/L	U	YES																

* Overall result qualifier reflects summation of qualifiers added during automated data review and any qualifiers added manually for categories not assessed by automated data review

Sample Qualification Report with Reason Codes (All Results sorted by Client Sample ID)

Client Sample ID : FWGLL12mw-153C-0530-GW
Lab Report Batch : A7J100103
Lab ID : STLCAN
Sample Date : 10/09/2007
Analysis Type: RES
Sample Matrix : AQ
Lab Sample ID: A7J100103032

Reviewed By / Date : H Medley 12/12/2007
Approved By / Date :

Analyte Name	Result	Uncertainty / Error	Result Units	Lab Qual	Rep Res	Overall Qual*	Temp	HT	MB	LCS	MS	Lab Dup	Surr	Rep Limit	Moist Tot/Dis	Field QC	Tune	IC	ICV	CV / CCV	Reason Codes
Analysis Method : 8270C						**Dilution: 1**															
Fluorene	0.20		ug/L	U	YES																
Hexachlorobenzene	0.20		ug/L	U	YES																
Hexachlorobutadiene	1.0		ug/L	U	YES																
Hexachlorocyclopentadiene	10		ug/L	U	YES	R				R											J-
Hexachloroethane	1.0		ug/L	U	YES																
Indeno(1,2,3-cd)pyrene	0.20		ug/L	U	YES																
Isophorone	1.0		ug/L	U	YES																
Naphthalene	0.20		ug/L	U	YES																
Nitrobenzene	1.0		ug/L	U	YES																
N-nitroso-di-n-propylamine	1.0		ug/L	U	YES																
N-Nitrosodiphenylamine	1.0		ug/L	U	YES																
Pentachlorophenol	5.0		ug/L	U	YES	UJ															Pj-
Phenanthrene	0.20		ug/L	U	YES																
Phenol	1.0		ug/L	U	YES																
Pyrene	0.20		ug/L	U	YES																
Analysis Method : 9012A						**Dilution: 1**															
Cyanide	0.010		mg/L	U	YES	R															Pj-
Analysis Method : SW8330 Modified						**Dilution: 1**															
Nitroguanidine	20		ug/L	U	YES																

* Overall result qualifier reflects summation of qualifiers added during automated data review and any qualifiers added manually for categories not assessed by automated data review

Sample Qualification Report with Reason Codes (All Results sorted by Client Sample ID)

Client Sample ID : FWGLL12mw-153C-0530-GW **Lab Report Batch :** A7J100103 **Lab ID :** STLCAN

Sample Date : 10/09/2007 **Analysis Type: RES** **Sample Matrix :** AQ

Lab Sample ID: A7J100103033

Reviewed By / Date : Heather McDeed 12/12/07 **Approved By / Date :**

Analyte Name	Result	Uncertainty / Error	Result Units	Lab Qual	Rep Res	Overall Qual*	Temp	HT	MB	LCS	MS	Lab Dup	Surr	Rep Limit	Moist Tot/Dis	Field QC	Tune	IC	ICV	CV / CCV	Reason Codes
Analysis Method : 6860						**Dilution: 1**															
Perchlorate	0.10		ug/L	U	YES																

* Overall result qualifier reflects summation of qualifiers added during automated data review and any qualifiers added manually for categories not assessed by automated data review

Sample Qualification Report with Reason Codes (All Results sorted by Client Sample ID)

Client Sample ID : FWGLL12mw-153C-0530-GW
Lab Report Batch : A7J100103
Lab ID : STLCAN
Sample Date : 10/09/2007
Analysis Type: RES/TOT
Sample Matrix : AQ
Lab Sample ID: A7J100103033

Reviewed By / Date : H Medley 12/12/2007
Approved By / Date :

Analyte Name	Result	Uncertainty / Error	Result Units	Lab Qual	Rep Res	Overall Qual*	Temp	HT	MB	LCS	MS	Lab Dup	Surr	Rep Limit	Moist Tot/Dis	Field QC	Tune	IC	ICV	CV / CCV	Reason Codes
Analysis Method : 6010B						**Dilution: 1**															
Arsenic	24.6		ug/L		YES																
Barium	79.4		ug/L	J	YES																
Calcium	147000		ug/L	J	YES																
Chromium	5.0		ug/L	U	YES																
Cobalt	5.0		ug/L	U	YES																
Copper	5.0		ug/L	U	YES																
Lead	3.0		ug/L	U	YES																
Magnesium	80500		ug/L	J	YES																
Manganese	206		ug/L	J	YES																
Nickel	10.0		ug/L	U	YES																
Potassium	2150		ug/L	J	YES																
Selenium	5.0		ug/L	U	YES																
Silver	5.0		ug/L	U	YES	R															Pj-
Sodium	26900		ug/L		YES																
Vanadium	10.0		ug/L	U	YES																
Analysis Method : 6020						**Dilution: 1**															
Aluminum	50.0		ug/L	U	YES																
Antimony	0.22		ug/L	B	YES	J								J							L
Beryllium	1.0		ug/L	U	YES																
Cadmium	0.50		ug/L	U	YES																
Iron	4180		ug/L		YES																
Thallium	1.0		ug/L	U	YES																
Zinc	6.2		ug/L	B J	YES	J								J							L
Analysis Method : 7470A						**Dilution: 1**															
Mercury	0.20		ug/L	U	YES																

* Overall result qualifier reflects summation of qualifiers added during automated data review and any qualifiers added manually for categories not assessed by automated data review

Sample Qualification Report with Reason Codes (All Results sorted by Client Sample ID)

Client Sample ID : FWGLL12mw-182C-0531-GF **Lab Report Batch :** A7J100103 **Lab ID :** STLCAN

Sample Date : 10/09/2007 **Analysis Type: RES** **Sample Matrix :** AQ

Lab Sample ID: A7J100103031

Reviewed By / Date : Heather Nelley 12/12/07 **Approved By / Date :**

Analyte Name	Result	Uncertainty / Error	Result Units	Lab Qual	Rep Res	Overall Qual*	Temp	HT	MB	LCS	MS	Lab Dup	Surr	Rep Limit	Moist Tot/Dis	Field QC	Tune	IC	ICV	CV / CCV	Reason Codes
Analysis Method : 6860						**Dilution: 1**															
Perchlorate	0.10		ug/L	U	YES																

* Overall result qualifier reflects summation of qualifiers added during automated data review and any qualifiers added manually for categories not assessed by automated data review

Sample Qualification Report with Reason Codes (All Results sorted by Client Sample ID)

Client Sample ID : FWGLL12mw-182C-0531-GF **Lab Report Batch :** A7J100103 **Lab ID :** STLCAN

Sample Date : 10/09/2007 **Analysis Type: RES/TOT** **Sample Matrix :** AQ

Lab Sample ID: A7J100103031

Reviewed By / Date : H Medley 12/12/2007 **Approved By / Date :**

Analyte Name	Result	Uncertainty / Error	Result Units	Lab Qual	Rep Res	Overall Qual*	Temp	HT	MB	LCS	MS	Lab Dup	Surr	Rep Limit	Moist Tot/Dis	Field QC	Tune	IC	ICV	CV / CCV	Reason Codes
Analysis Method : 6010B						**Dilution: 1**															
Arsenic	40.5		ug/L		YES																
Barium	72.4		ug/L	J	YES																
Calcium	81500		ug/L	J	YES																
Chromium	5.0		ug/L	U	YES																
Cobalt	5.0		ug/L	U	YES																
Copper	5.0		ug/L	U	YES																
Lead	3.0		ug/L	U	YES																
Magnesium	65300		ug/L	J	YES																
Manganese	56.1		ug/L	J	YES																
Nickel	10.0		ug/L	U	YES																
Potassium	3230		ug/L	J	YES																
Selenium	5.0		ug/L	U	YES																
Silver	5.0		ug/L	U	YES	R															Pj-
Sodium	25500		ug/L		YES																
Vanadium	10.0		ug/L	U	YES																
Analysis Method : 6020						**Dilution: 1**															
Aluminum	50.0		ug/L	U	YES																
Antimony	2.0		ug/L	U	YES																
Beryllium	1.0		ug/L	U	YES																
Cadmium	0.50		ug/L	U	YES																
Iron	1100		ug/L		YES																
Thallium	1.0		ug/L	U	YES																
Zinc	3.1		ug/L	B J	YES	J								J							L
Analysis Method : 7470A						**Dilution: 1**															
Mercury	0.20		ug/L	U	YES																

* Overall result qualifier reflects summation of qualifiers added during automated data review and any qualifiers added manually for categories not assessed by automated data review

Sample Qualification Report with Reason Codes (All Results sorted by Client Sample ID)

Client Sample ID : FWGLL12mw-182C-0531-GW
Sample Date : 10/09/2007
Lab Sample ID: A7J100103030

Lab Report Batch : A7J100103
Analysis Type: DL

Lab ID : STLCAN
Sample Matrix : AQ

Reviewed By / Date : Heather Medley 12/12/07

Approved By / Date :

Analyte Name	Result	Uncertainty / Error	Result Units	Lab Qual	Rep Res	Overall Qual*	Temp	HT	MB	LCS	MS	Lab Dup	Surr	Rep Limit	Moist Tot/Dis	Field QC	Tune	IC	ICV	CV / CCV	Reason Codes
Analysis Method : 8330						**Dilution: 1.15**															
1,3,5-Trinitrobenzene	0.12		ug/L	U	YES																
1,3-Dinitrobenzene	0.12		ug/L	U	YES																
2,4,6-TNT	0.12		ug/L	U	YES																
2,4-Dinitrotoluene	0.12		ug/L	U	YES																
2,6-Dinitrotoluene	0.12		ug/L	U	YES																
2-Amino-4,6-dinitrotoluene	0.12		ug/L	U	YES																
2-Nitrotoluene	0.58		ug/L	U	YES																
3-Nitrotoluene	0.58		ug/L	U	YES																
4-Amino-2,6-Dinitrotoluene	0.12		ug/L	U	YES																
4-Nitrotoluene	0.58		ug/L	U	YES																
HMX	0.066		ug/L	J	YES	J								J							L
Nitrobenzene	0.12		ug/L	U	YES																
NITROGLYCERINE	0.75		ug/L	U	YES																
Pentaerythritol Tetranitrate (PETN)	0.75		ug/L	U	YES																
RDX	0.12		ug/L	U	YES																
TETRYL	0.12		ug/L	U	YES																

* Overall result qualifier reflects summation of qualifiers added during automated data review and any qualifiers added manually for categories not assessed by automated data review

Sample Qualification Report with Reason Codes (All Results sorted by Client Sample ID)

Client Sample ID : FWGLL12mw-182C-0531-GW
Lab Report Batch : A7J100103
Lab ID : STLCAN
Sample Date : 10/09/2007
Analysis Type: RES
Sample Matrix : AQ
Lab Sample ID: A7J100103030

Reviewed By / Date : Heather Nelley 12/12/07

Approved By / Date :

Analyte Name	Result	Uncertainty / Error	Result Units	Lab Qual	Rep Res	Overall Qual*	Temp	HT	MB	LCS	MS	Lab Dup	Surr	Rep Limit	Moist Tot/Dis	Field QC	Tune	IC	ICV	CV / CCV	Reason Codes
Analysis Method : 353.2						**Dilution: 1**															
Nitrate as N (NO3-N)	0.1		mg/L	U	YES																
Analysis Method : 353.2 Modified						**Dilution: 1**															
Nitrocellulose	0.50		mg/L	U	YES	UJ					UJ										I
Analysis Method : 8081A						**Dilution: 1**															
4,4'-DDD	0.030		ug/L	U	YES	UJ							UJ								Pj-,G-
4,4'-DDE	0.030		ug/L	U	YES	UJ							UJ								G-
4,4'-DDT	0.030		ug/L	U	YES	UJ							UJ								G-
Aldrin	0.030		ug/L	U	YES	UJ							UJ								G-
alpha-BHC	0.030		ug/L	U	YES	UJ							UJ								G-
alpha-Chordane	0.030		ug/L	U	YES	UJ							UJ								G-
beta-BHC	0.019		ug/L	J	YES	J							J	J							L
delta-BHC	0.030		ug/L	U	YES	UJ							UJ								G-
Dieldrin	0.030		ug/L	U	YES	UJ							UJ								G-
Endosulfan I	0.025		ug/L	U	YES	UJ				UJ			UJ								G-,J-
Endosulfan II	0.025		ug/L	U	YES	UJ							UJ								G-
Endosulfan sulfate	0.030		ug/L	U	YES	UJ							UJ								G-
Endrin	0.030		ug/L	U	YES	UJ							UJ								G-
Endrin aldehyde	0.030		ug/L	U	YES	UJ							UJ								G-
Endrin ketone	0.030		ug/L	U	YES	UJ							UJ								G-
gamma-BHC	0.030		ug/L	U	YES	UJ							UJ								G-
gamma-Chlordane	0.030		ug/L	U	YES	UJ							UJ								G-
Heptachlor	0.030		ug/L	U	YES	UJ							UJ								G-
Heptachlor epoxide	0.030		ug/L	U	YES	UJ							UJ								G-
Methoxychlor	0.010		ug/L	J	YES	J							J	J							L
Toxaphene	2.0		ug/L	U	YES	UJ							UJ								G-
Analysis Method : 8082						**Dilution: 1**															
Aroclor 1016	0.50		ug/L	U	YES	UJ							UJ								G-
Aroclor 1221	0.50		ug/L	U	YES	UJ							UJ								G-
Aroclor 1232	0.50		ug/L	U	YES	UJ							UJ								G-
Aroclor 1242	0.50		ug/L	U	YES	UJ							UJ								G-
Aroclor 1248	0.50		ug/L	U	YES	UJ							UJ								G-
Aroclor 1254	0.50		ug/L	U	YES	UJ							UJ								G-

Project Number and Name: 030240.0005 - Ravenna GW
Library Used: Ravenna GW
ADR 8.1
Report Date: 12/12/2007 11:22

* Overall result qualifier reflects summation of qualifiers added during automated data review and any qualifiers added manually for categories not assessed by automated data review

Sample Qualification Report with Reason Codes (All Results sorted by Client Sample ID)

Client Sample ID : FWGLL12mw-182C-0531-GW **Lab Report Batch :** A7J100103 **Lab ID :** STLCAN

Sample Date : 10/09/2007 **Analysis Type: RES** **Sample Matrix :** AQ

Lab Sample ID: A7J100103030

Reviewed By / Date : Deirdre McCoy 12/12/07 **Approved By / Date :**

Analyte Name	Result	Uncertainty / Error	Result Units	Lab Qual	Rep Res	Overall Qual*	Temp	HT	MB	LCS	MS	Lab Dup	Surr	Rep Limit	Moist Tot/Dis	Field QC	Tune	IC	ICV	CV / CCV	Reason Codes
Analysis Method : 8082						**Dilution: 1**															
Aroclor 1260	0.50		ug/L	U	YES	UJ							UJ								G-
Analysis Method : 8260B						**Dilution: 1**															
1,1,1-Trichloroethane	1.0		ug/L	U	YES																
1,1,2,2-Tetrachloroethane	1.0		ug/L	U	YES																
1,1,2-Trichloroethane	1.0		ug/L	U	YES																
1,1-Dichloroethane	1.0		ug/L	U	YES																
1,1-Dichloroethene	1.0		ug/L	U	YES																
1,2-Dibromoethane	1.0		ug/L	U	YES																
1,2-Dichloroethane	1.0		ug/L	U	YES																
1,2-Dichloroethene (total)	1.0		ug/L	U	YES																
1,2-Dichloropropane	1.0		ug/L	U	YES																
2-Butanone	10		ug/L	U	YES																
2-Hexanone	10		ug/L	U	YES																
4-Methyl-2-pentanone	10		ug/L	U	YES																
Acetone	10		ug/L	U	YES																
Benzene	1.0		ug/L	U	YES																
Bromochloromethane	1.0		ug/L	U	YES																
Bromodichloromethane	1.0		ug/L	U	YES																
Bromoform	1.0		ug/L	U	YES																
Bromomethane	1.0		ug/L	U	YES																
Carbon disulfide	1.0		ug/L	U	YES																
Carbon tetrachloride	1.0		ug/L	U	YES																
Chlorobenzene	1.0		ug/L	U	YES																
Chloroethane	1.0		ug/L	U	YES																
Chloroform	1.0		ug/L	U	YES																
Chloromethane	1.0		ug/L	U	YES																
cis-1,2-Dichloroethene	1.0		ug/L	U	YES																
cis-1,3-Dichloropropene	1.0		ug/L	U	YES																
Dibromochloromethane	1.0		ug/L	U	YES																
Ethylbenzene	1.0		ug/L	U	YES																
M&P-XYLENES	2.0		ug/L	U	YES																

* Overall result qualifier reflects summation of qualifiers added during automated data review and any qualifiers added manually for categories not assessed by automated data review

Sample Qualification Report with Reason Codes (All Results sorted by Client Sample ID)

Client Sample ID : FWGLL12mw-182C-0531-GW **Lab Report Batch :** A7J100103 **Lab ID :** STLCAN

Sample Date : 10/09/2007 **Analysis Type: RES** **Sample Matrix :** AQ

Lab Sample ID: A7J100103030

Reviewed By / Date : H Medley 12/12/2007 **Approved By / Date :**

Analyte Name	Result	Uncertainty / Error	Result Units	Lab Qual	Rep Res	Overall Qual*	Temp	HT	MB	LCS	MS	Lab Dup	Surr	Rep Limit	Moist Tot/Dis	Field QC	Tune	IC	ICV	CV / CCV	Reason Codes
Analysis Method : 8260B						**Dilution: 1**															
Methylene chloride	2.0		ug/L	U	YES																
o-Xylene	1.0		ug/L	U	YES																
Styrene	1.0		ug/L	U	YES																
Tetrachloroethene	1.0		ug/L	U	YES																
Toluene	1.0		ug/L	U	YES																
TOTAL XYLENES	2.0		ug/L	U	YES																
trans-1,2-Dichloroethene	1.0		ug/L	U	YES																
trans-1,3-Dichloropropene	1.0		ug/L	U	YES																
Trichloroethene	1.0		ug/L	U	YES																
Vinyl chloride	1.0		ug/L	U	YES																
Analysis Method : 8270C						**Dilution: 1**															
1,2,4-Trichlorobenzene	1.0		ug/L	U	YES																
1,2-Dichlorobenzene	1.0		ug/L	U	YES																
1,3-Dichlorobenzene	1.0		ug/L	U	YES																
1,4-Dichlorobenzene	1.0		ug/L	U	YES																
2,2-OXYBIS (1-CHLOROPROPANE)	1.0		ug/L	U	YES																
2,4,5-Trichlorophenol	5.0		ug/L	U	YES																
2,4,6-Trichlorophenol	5.0		ug/L	U	YES																
2,4-Dichlorophenol	2.0		ug/L	U	YES																
2,4-Dimethylphenol	2.0		ug/L	U	YES																
2,4-Dinitrophenol	5.0		ug/L	U	YES	R															Pj-
2,4-Dinitrotoluene	5.0		ug/L	U	YES																
2,6-Dinitrotoluene	5.0		ug/L	U	YES																
2-Chloronaphthalene	1.0		ug/L	U	YES																
2-Chlorophenol	1.0		ug/L	U	YES																
2-Methylnaphthalene	0.20		ug/L	U	YES																
2-Methylphenol	1.0		ug/L	U	YES																
2-Nitroaniline	2.0		ug/L	U	YES																
2-Nitrophenol	2.0		ug/L	U	YES																
3,3'-Dichlorobenzidine	5.0		ug/L	U	YES																
3-Nitroaniline	2.0		ug/L	U	YES																

* Overall result qualifier reflects summation of qualifiers added during automated data review and any qualifiers added manually for categories not assessed by automated data review

Sample Qualification Report with Reason Codes (All Results sorted by Client Sample ID)

Client Sample ID : FWGLL12mw-182C-0531-GW **Lab Report Batch :** A7J100103 **Lab ID :** STLCAN

Sample Date : 10/09/2007 **Analysis Type: RES** **Sample Matrix :** AQ

Lab Sample ID: A7J100103030

Reviewed By / Date : H Medley 12/12/2007 **Approved By / Date :**

Analyte Name	Result	Uncertainty / Error	Result Units	Lab Qual	Rep Res	Overall Qual*	Temp	HT	MB	LCS	MS	Lab Dup	Surr	Rep Limit	Moist Tot/Dis	Field QC	Tune	IC	ICV	CV / CCV	Reason Codes
Analysis Method : 8270C						**Dilution: 1**															
4,6-Dinitro-2-methylphenol	5.0		ug/L	U	YES	UJ															Pj-
4-Bromophenyl phenyl ether	2.0		ug/L	U	YES																
4-Chloro-3-methylphenol	2.0		ug/L	U	YES																
4-Chloroaniline	2.0		ug/L	U	YES																
4-Chlorophenyl phenyl ether	2.0		ug/L	U	YES																
4-Methylphenol	1.0		ug/L	U	YES																
4-Nitroanaline	2.0		ug/L	U	YES																
4-Nitrophenol	5.0		ug/L	U	YES																
Acenaphthene	0.20		ug/L	U	YES																
Acenaphthylene	0.20		ug/L	U	YES																
Anthracene	0.20		ug/L	U	YES																
Benzo(a)anthracene	0.20		ug/L	U	YES																
Benzo(a)pyrene	0.20		ug/L	U	YES																
Benzo(b)fluoranthene	0.20		ug/L	U	YES																
BENZO(G,H,I)PERYLENE	0.20		ug/L	U	YES																
Benzo(k)fluoranthene	0.20		ug/L	U	YES																
Benzoic acid	10		ug/L	U	YES	R				R	UJ										I,J-,H-
Benzyl alcohol	5.0		ug/L	U	YES																
bis(2-Chloroethoxy)methane	1.0		ug/L	U	YES																
bis(2-Chloroethyl) ether	1.0		ug/L	U	YES																
bis(2-Ethylhexyl) phthalate	3.0		ug/L	J B	YES	J								J							L
Butylbenzyl Phthalate	1.0		ug/L	U	YES																
Carbazole	1.0		ug/L	U	YES																
Chrysene	0.20		ug/L	U	YES																
dibenzo(a,h)anthracene	0.20		ug/L	U	YES																
Dibenzofuran	1.0		ug/L	U	YES																
Diethyl phthalate	1.0		ug/L	U	YES																
Dimethyl phthalate	1.0		ug/L	U	YES																
Di-n-butyl phthalate	1.0		ug/L	U	YES																
Di-n-octyl phthalate	1.0		ug/L	U	YES																
Fluoranthene	0.20		ug/L	U	YES																

* Overall result qualifier reflects summation of qualifiers added during automated data review and any qualifiers added manually for categories not assessed by automated data review

Sample Qualification Report with Reason Codes (All Results sorted by Client Sample ID)

Client Sample ID : FWGLL12mw-182C-0531-GW **Lab Report Batch :** A7J100103 **Lab ID :** STLCAN

Sample Date : 10/09/2007 **Analysis Type: RES** **Sample Matrix :** AQ

Lab Sample ID: A7J100103030

Reviewed By / Date : H Medley 12/12/2007 **Approved By / Date :**

Analyte Name	Result	Uncertainty / Error	Result Units	Lab Qual	Rep Res	Overall Qual*	Temp	HT	MB	LCS	MS	Lab Dup	Surr	Rep Limit	Moist Tot/Dis	Field QC	Tune	IC	ICV	CV / CCV	Reason Codes
Analysis Method : 8270C						**Dilution: 1**															
Fluorene	0.20		ug/L	U	YES																
Hexachlorobenzene	0.20		ug/L	U	YES																
Hexachlorobutadiene	1.0		ug/L	U	YES																
Hexachlorocyclopentadiene	10		ug/L	U	YES	R				R	UJ										I,J-,H-
Hexachloroethane	1.0		ug/L	U	YES																
Indeno(1,2,3-cd)pyrene	0.20		ug/L	U	YES																
Isophorone	1.0		ug/L	U	YES																
Naphthalene	0.20		ug/L	U	YES																
Nitrobenzene	1.0		ug/L	U	YES																
N-nitroso-di-n-propylamine	1.0		ug/L	U	YES																
N-Nitrosodiphenylamine	1.0		ug/L	U	YES																
Pentachlorophenol	5.0		ug/L	U	YES	UJ															Pj-
Phenanthrene	0.20		ug/L	U	YES																
Phenol	1.0		ug/L	U	YES																
Pyrene	0.20		ug/L	U	YES																
Analysis Method : 9012A						**Dilution: 1**															
Cyanide	0.010		mg/L	U	YES	R															Pj-
Analysis Method : SW8330 Modified						**Dilution: 1**															
Nitroguanidine	20		ug/L	U	YES																

* Overall result qualifier reflects summation of qualifiers added during automated data review and any qualifiers added manually for categories not assessed by automated data review

Sample Qualification Report with Reason Codes (All Results sorted by Client Sample ID)

Client Sample ID : FWGLL12mw-183C-0532-GF **Lab Report Batch :** A7J100103 **Lab ID :** STLCAN

Sample Date : 10/09/2007 **Analysis Type: RES** **Sample Matrix :** AQ

Lab Sample ID: A7J100103008

Reviewed By / Date : Heather McCoy 12/12/07 **Approved By / Date :**

Analyte Name	Result	Uncertainty / Error	Result Units	Lab Qual	Rep Res	Overall Qual*	Temp	HT	MB	LCS	MS	Lab Dup	Surr	Rep Limit	Moist Tot/Dis	Field QC	Tune	IC	ICV	CV / CCV	Reason Codes
Analysis Method : 6860						**Dilution: 1**															
Perchlorate	0.10		ug/L	U	YES																

* Overall result qualifier reflects summation of qualifiers added during automated data review and any qualifiers added manually for categories not assessed by automated data review

Sample Qualification Report with Reason Codes (All Results sorted by Client Sample ID)

Client Sample ID : FWGLL12mw-183C-0532-GF **Lab Report Batch :** A7J100103 **Lab ID :** STLCAN

Sample Date : 10/09/2007 **Analysis Type: RES/TOT** **Sample Matrix :** AQ

Lab Sample ID: A7J100103008

Reviewed By / Date : H Medley 12/12/2007 **Approved By / Date :**

Analyte Name	Result	Uncertainty / Error	Result Units	Lab Qual	Rep Res	Overall Qual*	Temp	HT	MB	LCS	MS	Lab Dup	Surr	Rep Limit	Moist Tot/Dis	Field QC	Tune	IC	ICV	CV / CCV	Reason Codes
Analysis Method : 6010B						**Dilution: 1**															
Arsenic	34.9		ug/L		YES																
Barium	78.1		ug/L		YES																
Calcium	120000		ug/L		YES																
Chromium	5.6		ug/L		YES	J						J									Z,B
Cobalt	5.0		ug/L	U	YES																
Copper	5.0		ug/L	U	YES																
Lead	3.0		ug/L	U	YES																
Magnesium	48400		ug/L		YES																
Manganese	74.6		ug/L	J	YES																
Nickel	5.1		ug/L	B	YES	J						J		J							L,Z,B
Potassium	3470		ug/L	J	YES																
Selenium	5.0		ug/L	U	YES																
Silver	5.0		ug/L	U	YES	R															Pj-
Sodium	18100		ug/L		YES																
Vanadium	10.0		ug/L	U	YES																
Analysis Method : 6020						**Dilution: 1**															
Aluminum	50.0		ug/L	U	YES																
Antimony	0.23		ug/L	B	YES	J						J		J							L,Z,B
Beryllium	1.0		ug/L	U	YES																
Cadmium	0.50		ug/L	U	YES																
Iron	1460		ug/L		YES																
Thallium	1.0		ug/L	U	YES																
Zinc	3.9		ug/L	B	YES	J								J							L
Analysis Method : 7470A						**Dilution: 1**															
Mercury	0.20		ug/L	U	YES																

* Overall result qualifier reflects summation of qualifiers added during automated data review and any qualifiers added manually for categories not assessed by automated data review

Sample Qualification Report with Reason Codes (All Results sorted by Client Sample ID)

Client Sample ID : FWGLL12mw-183C-0532-GW **Lab Report Batch :** A7J100103 **Lab ID :** STLCAN

Sample Date : 10/09/2007 **Analysis Type: DL** **Sample Matrix :** AQ

Lab Sample ID: A7J100103007

Reviewed By / Date : Heather Reilly 12/12/07 **Approved By / Date :**

Analyte Name	Result	Uncertainty / Error	Result Units	Lab Qual	Rep Res	Overall Qual*	Temp	HT	MB	LCS	MS	Lab Dup	Surr	Rep Limit	Moist Tot/Dis	Field QC	Tune	IC	ICV	CV / CCV	Reason Codes
Analysis Method : 8330						**Dilution: 0.98**															
1,3,5-Trinitrobenzene	0.098		ug/L	U	YES																
1,3-Dinitrobenzene	0.098		ug/L	U	YES																
2,4,6-TNT	0.098		ug/L	U	YES																
2,4-Dinitrotoluene	0.098		ug/L	U	YES																
2,6-Dinitrotoluene	0.098		ug/L	U	YES																
2-Amino-4,6-dinitrotoluene	0.098		ug/L	U	YES																
2-Nitrotoluene	0.49		ug/L	U	YES																
3-Nitrotoluene	0.49		ug/L	U	YES																
4-Amino-2,6-Dinitrotoluene	0.098		ug/L	U	YES																
4-Nitrotoluene	0.49		ug/L	U	YES																
HMX	0.098		ug/L	U	YES																
Nitrobenzene	0.098		ug/L	U	YES																
NITROGLYCERINE	0.64		ug/L	U	YES																
Pentaerythritol Tetranitrate (PETN)	0.64		ug/L	U	YES																
RDX	0.098		ug/L	U	YES																
TETRYL	0.098		ug/L	U	YES																

* Overall result qualifier reflects summation of qualifiers added during automated data review and any qualifiers added manually for categories not assessed by automated data review

Sample Qualification Report with Reason Codes (All Results sorted by Client Sample ID)

Client Sample ID : FWGLL12mw-183C-0532-GW **Lab Report Batch :** A7J100103 **Lab ID :** STLCAN

Sample Date : 10/09/2007 **Analysis Type: RES** **Sample Matrix :** AQ

Lab Sample ID: A7J100103007

Reviewed By / Date : Heather Nelley 12/12/07 **Approved By / Date :**

Analyte Name	Result	Uncertainty / Error	Result Units	Lab Qual	Rep Res	Overall Qual*	Temp	HT	MB	LCS	MS	Lab Dup	Surr	Rep Limit	Moist Tot/Dis	Field QC	Tune	IC	ICV	CV / CCV	Reason Codes
Analysis Method : 353.2						**Dilution: 1**															
Nitrate as N (NO3-N)	0.02		mg/L	B	YES	J								J							L
Analysis Method : 353.2 Modified						**Dilution: 1**															
Nitrocellulose	0.50		mg/L	U	YES	UJ					UJ										I
Analysis Method : 8081A						**Dilution: 1**															
4,4'-DDD	0.030		ug/L	U	YES	UJ															Pj-
4,4'-DDE	0.030		ug/L	U	YES																
4,4'-DDT	0.030		ug/L	U	YES																
Aldrin	0.030		ug/L	U	YES																
alpha-BHC	0.030		ug/L	U	YES																
alpha-Chordane	0.030		ug/L	U	YES																
beta-BHC	0.030		ug/L	U	YES																
delta-BHC	0.030		ug/L	U	YES																
Dieldrin	0.030		ug/L	U	YES																
Endosulfan I	0.025		ug/L	U	YES	UJ				UJ											J-
Endosulfan II	0.025		ug/L	U	YES																
Endosulfan sulfate	0.030		ug/L	U	YES																
Endrin	0.030		ug/L	U	YES																
Endrin aldehyde	0.030		ug/L	U	YES																
Endrin ketone	0.030		ug/L	U	YES																
gamma-BHC	0.030		ug/L	U	YES																
gamma-Chlordane	0.030		ug/L	U	YES																
Heptachlor	0.030		ug/L	U	YES																
Heptachlor epoxide	0.030		ug/L	U	YES																
Methoxychlor	0.10		ug/L	U	YES																
Toxaphene	2.0		ug/L	U	YES																
Analysis Method : 8082						**Dilution: 1**															
Aroclor 1016	0.50		ug/L	U	YES																
Aroclor 1221	0.50		ug/L	U	YES																
Aroclor 1232	0.50		ug/L	U	YES																
Aroclor 1242	0.50		ug/L	U	YES																
Aroclor 1248	0.50		ug/L	U	YES																
Aroclor 1254	0.50		ug/L	U	YES																

* Overall result qualifier reflects summation of qualifiers added during automated data review and any qualifiers added manually for categories not assessed by automated data review

Sample Qualification Report with Reason Codes (All Results sorted by Client Sample ID)

Client Sample ID : FWGLL12mw-183C-0532-GW **Lab Report Batch :** A7J100103 **Lab ID :** STLCAN

Sample Date : 10/09/2007 **Analysis Type: RES** **Sample Matrix :** AQ

Lab Sample ID: A7J100103007

Reviewed By / Date : Heather Medley 12/12/07 **Approved By / Date :**

Analyte Name	Result	Uncertainty / Error	Result Units	Lab Qual	Rep Res	Overall Qual*	Temp	HT	MB	LCS	MS	Lab Dup	Surr	Rep Limit	Moist Tot/Dis	Field QC	Tune	IC	ICV	CV / CCV	Reason Codes
Analysis Method : 8082						**Dilution: 1**															
Aroclor 1260	0.50		ug/L	U	YES																
Analysis Method : 8260B						**Dilution: 1**															
1,1,1-Trichloroethane	1.0		ug/L	U	YES																
1,1,2,2-Tetrachloroethane	1.0		ug/L	U	YES																
1,1,2-Trichloroethane	1.0		ug/L	U	YES																
1,1-Dichloroethane	1.0		ug/L	U	YES																
1,1-Dichloroethene	1.0		ug/L	U	YES																
1,2-Dibromoethane	1.0		ug/L	U	YES																
1,2-Dichloroethane	1.0		ug/L	U	YES																
1,2-Dichloroethene (total)	1.0		ug/L	U	YES																
1,2-Dichloropropane	1.0		ug/L	U	YES																
2-Butanone	10		ug/L	U	YES																
2-Hexanone	10		ug/L	U	YES																
4-Methyl-2-pentanone	10		ug/L	U	YES																
Acetone	10		ug/L	U	YES																
Benzene	1.0		ug/L	U	YES																
Bromochloromethane	1.0		ug/L	U	YES																
Bromodichloromethane	1.0		ug/L	U	YES																
Bromoform	1.0		ug/L	U	YES																
Bromomethane	1.0		ug/L	U	YES																
Carbon disulfide	0.47		ug/L	J	YES	J								J							L
Carbon tetrachloride	1.0		ug/L	U	YES																
Chlorobenzene	1.0		ug/L	U	YES																
Chloroethane	1.0		ug/L	U	YES																
Chloroform	1.0		ug/L	U	YES																
Chloromethane	1.0		ug/L	U	YES																
cis-1,2-Dichloroethene	1.0		ug/L	U	YES																
cis-1,3-Dichloropropene	1.0		ug/L	U	YES																
Dibromochloromethane	1.0		ug/L	U	YES																
Ethylbenzene	1.0		ug/L	U	YES																
M&P-XYLENES	2.0		ug/L	U	YES																

* Overall result qualifier reflects summation of qualifiers added during automated data review and any qualifiers added manually for categories not assessed by automated data review

Sample Qualification Report with Reason Codes (All Results sorted by Client Sample ID)

Client Sample ID : FWGLL12mw-183C-0532-GW **Lab Report Batch :** A7J100103 **Lab ID :** STLCAN

Sample Date : 10/09/2007 **Analysis Type: RES** **Sample Matrix :** AQ

Lab Sample ID: A7J100103007

Reviewed By / Date : H Medley 12/12/2007 **Approved By / Date :**

Analyte Name	Result	Uncertainty / Error	Result Units	Lab Qual	Rep Res	Overall Qual*	Temp	HT	MB	LCS	MS	Lab Dup	Surr	Rep Limit	Moist Tot/Dis	Field QC	Tune	IC	ICV	CV / CCV	Reason Codes
Analysis Method : 8260B						**Dilution: 1**															
Methylene chloride	2.0		ug/L	U	YES																
o-Xylene	1.0		ug/L	U	YES																
Styrene	1.0		ug/L	U	YES																
Tetrachloroethene	1.0		ug/L	U	YES																
Toluene	1.0		ug/L	U	YES																
TOTAL XYLENES	2.0		ug/L	U	YES																
trans-1,2-Dichloroethene	1.0		ug/L	U	YES																
trans-1,3-Dichloropropene	1.0		ug/L	U	YES																
Trichloroethene	1.0		ug/L	U	YES																
Vinyl chloride	1.0		ug/L	U	YES																
Analysis Method : 8270C						**Dilution: 1**															
1,2,4-Trichlorobenzene	1.0		ug/L	U	YES																
1,2-Dichlorobenzene	1.0		ug/L	U	YES																
1,3-Dichlorobenzene	1.0		ug/L	U	YES																
1,4-Dichlorobenzene	1.0		ug/L	U	YES																
2,2-OXYBIS (1-CHLOROPROPANE)	1.0		ug/L	U	YES																
2,4,5-Trichlorophenol	5.0		ug/L	U	YES																
2,4,6-Trichlorophenol	5.0		ug/L	U	YES																
2,4-Dichlorophenol	2.0		ug/L	U	YES																
2,4-Dimethylphenol	2.0		ug/L	U	YES																
2,4-Dinitrophenol	5.0		ug/L	U	YES	R															Pj-
2,4-Dinitrotoluene	5.0		ug/L	U	YES																
2,6-Dinitrotoluene	5.0		ug/L	U	YES																
2-Chloronaphthalene	1.0		ug/L	U	YES																
2-Chlorophenol	1.0		ug/L	U	YES																
2-Methylnaphthalene	0.20		ug/L	U	YES																
2-Methylphenol	1.0		ug/L	U	YES																
2-Nitroaniline	2.0		ug/L	U	YES																
2-Nitrophenol	2.0		ug/L	U	YES																
3,3'-Dichlorobenzidine	5.0		ug/L	U	YES																
3-Nitroaniline	2.0		ug/L	U	YES																

* Overall result qualifier reflects summation of qualifiers added during automated data review and any qualifiers added manually for categories not assessed by automated data review

Sample Qualification Report with Reason Codes (All Results sorted by Client Sample ID)

Client Sample ID : FWGLL12mw-183C-0532-GW **Lab Report Batch :** A7J100103 **Lab ID :** STLCAN

Sample Date : 10/09/2007 **Analysis Type: RES** **Sample Matrix :** AQ

Lab Sample ID: A7J100103007

Reviewed By / Date : H Medley 12/12/2007 **Approved By / Date :**

Analyte Name	Result	Uncertainty / Error	Result Units	Lab Qual	Rep Res	Overall Qual*	Temp	HT	MB	LCS	MS	Lab Dup	Surr	Rep Limit	Moist Tot/Dis	Field QC	Tune	IC	ICV	CV / CCV	Reason Codes
Analysis Method : 8270C						**Dilution: 1**															
4,6-Dinitro-2-methylphenol	5.0		ug/L	U	YES	UJ															Pj-
4-Bromophenyl phenyl ether	2.0		ug/L	U	YES																
4-Chloro-3-methylphenol	2.0		ug/L	U	YES																
4-Chloroaniline	2.0		ug/L	U	YES																
4-Chlorophenyl phenyl ether	2.0		ug/L	U	YES																
4-Methylphenol	1.0		ug/L	U	YES																
4-Nitroanaline	2.0		ug/L	U	YES																
4-Nitrophenol	5.0		ug/L	U	YES																
Acenaphthene	0.20		ug/L	U	YES																
Acenaphthylene	0.20		ug/L	U	YES																
Anthracene	0.20		ug/L	U	YES																
Benzo(a)anthracene	0.20		ug/L	U	YES																
Benzo(a)pyrene	0.20		ug/L	U	YES																
Benzo(b)fluoranthene	0.20		ug/L	U	YES																
BENZO(G,H,I)PERYLENE	0.20		ug/L	U	YES																
Benzo(k)fluoranthene	0.20		ug/L	U	YES																
Benzoic acid	10		ug/L	U	YES	R				R											J-
Benzyl alcohol	5.0		ug/L	U	YES																
bis(2-Chloroethoxy)methane	1.0		ug/L	U	YES																
bis(2-Chloroethyl) ether	1.0		ug/L	U	YES																
bis(2-Ethylhexyl) phthalate	10		ug/L	U	YES	UJ															Pj-
Butylbenzyl Phthalate	1.0		ug/L	U	YES																
Carbazole	1.0		ug/L	U	YES																
Chrysene	0.20		ug/L	U	YES																
dibenzo(a,h)anthracene	0.20		ug/L	U	YES																
Dibenzofuran	1.0		ug/L	U	YES																
Diethyl phthalate	1.0		ug/L	U	YES																
Dimethyl phthalate	1.0		ug/L	U	YES																
Di-n-butyl phthalate	1.0		ug/L	U	YES																
Di-n-octyl phthalate	1.0		ug/L	U	YES																
Fluoranthene	0.20		ug/L	U	YES																

* Overall result qualifier reflects summation of qualifiers added during automated data review and any qualifiers added manually for categories not assessed by automated data review

Sample Qualification Report with Reason Codes (All Results sorted by Client Sample ID)

Client Sample ID : FWGLL12mw-183C-0532-GW **Lab Report Batch :** A7J100103 **Lab ID :** STLCAN

Sample Date : 10/09/2007 **Analysis Type: RES** **Sample Matrix :** AQ

Lab Sample ID: A7J100103007

Reviewed By / Date : H Medley 12/12/2007 **Approved By / Date :**

Analyte Name	Result	Uncertainty / Error	Result Units	Lab Qual	Rep Res	Overall Qual*	Temp	HT	MB	LCS	MS	Lab Dup	Surr	Rep Limit	Moist Tot/Dis	Field QC	Tune	IC	ICV	CV / CCV	Reason Codes
Analysis Method : 8270C						**Dilution: 1**															
Fluorene	0.20		ug/L	U	YES																
Hexachlorobenzene	0.20		ug/L	U	YES																
Hexachlorobutadiene	1.0		ug/L	U	YES																
Hexachlorocyclopentadiene	10		ug/L	U	YES	R				R											J-
Hexachloroethane	1.0		ug/L	U	YES																
Indeno(1,2,3-cd)pyrene	0.20		ug/L	U	YES																
Isophorone	1.0		ug/L	U	YES																
Naphthalene	0.20		ug/L	U	YES																
Nitrobenzene	1.0		ug/L	U	YES																
N-nitroso-di-n-propylamine	1.0		ug/L	U	YES																
N-Nitrosodiphenylamine	1.0		ug/L	U	YES																
Pentachlorophenol	5.0		ug/L	U	YES	UJ															Pj-
Phenanthrene	0.20		ug/L	U	YES																
Phenol	1.0		ug/L	U	YES																
Pyrene	0.20		ug/L	U	YES																
Analysis Method : 9012A						**Dilution: 1**															
Cyanide	0.010		mg/L	U	YES	R															Pj-
Analysis Method : SW8330 Modified						**Dilution: 1**															
Nitroguanidine	20		ug/L	U	YES																

* Overall result qualifier reflects summation of qualifiers added during automated data review and any qualifiers added manually for categories not assessed by automated data review

Sample Qualification Report with Reason Codes (All Results sorted by Client Sample ID)

Client Sample ID : FWGLL12mw-DUP2-0552-GF **Lab Report Batch :** A7J100103 **Lab ID :** STLCAN

Sample Date : 10/09/2007 **Analysis Type: RES** **Sample Matrix :** AQ

Lab Sample ID: A7J100103010

Reviewed By / Date : Heather McCoy 12/12/07 **Approved By / Date :**

Analyte Name	Result	Uncertainty / Error	Result Units	Lab Qual	Rep Res	Overall Qual*	Temp	HT	MB	LCS	MS	Lab Dup	Surr	Rep Limit	Moist Tot/Dis	Field QC	Tune	IC	ICV	CV / CCV	Reason Codes
Analysis Method : 6860						**Dilution: 1**															
Perchlorate	0.10		ug/L	U	YES																

* Overall result qualifier reflects summation of qualifiers added during automated data review and any qualifiers added manually for categories not assessed by automated data review

Sample Qualification Report with Reason Codes (All Results sorted by Client Sample ID)

Client Sample ID : FWGLL12mw-DUP2-0552-GF **Lab Report Batch :** A7J100103 **Lab ID :** STLCAN

Sample Date : 10/09/2007 **Analysis Type: RES/TOT** **Sample Matrix :** AQ

Lab Sample ID: A7J100103010

Reviewed By / Date : H Medley 12/12/2007 **Approved By / Date :**

Analyte Name	Result	Uncertainty / Error	Result Units	Lab Qual	Rep Res	Overall Qual*	Temp	HT	MB	LCS	MS	Lab Dup	Surr	Rep Limit	Moist Tot/Dis	Field QC	Tune	IC	ICV	CV / CCV	Reason Codes
Analysis Method : 6010B						**Dilution: 1**															
Arsenic	33.1		ug/L		YES																
Barium	76.1		ug/L	J	YES																
Calcium	117000		ug/L	J	YES																
Chromium	5.0		ug/L	U	YES	None															P
Cobalt	5.0		ug/L	U	YES																
Copper	5.0		ug/L	U	YES																
Lead	3.0		ug/L	U	YES																
Magnesium	47200		ug/L	J	YES																
Manganese	69.4		ug/L	J	YES																
Nickel	10.0		ug/L	U	YES	None															P
Potassium	3360		ug/L	J	YES																
Selenium	5.0		ug/L	U	YES																
Silver	5.0		ug/L	U	YES	R															Pj-
Sodium	17800		ug/L		YES																
Vanadium	10.0		ug/L	U	YES																
Analysis Method : 6020						**Dilution: 1**															
Aluminum	50.0		ug/L	U	YES																
Antimony	0.16		ug/L	B	YES	J								J							L
Beryllium	1.0		ug/L	U	YES																
Cadmium	0.50		ug/L	U	YES																
Iron	1500		ug/L		YES																
Thallium	1.0		ug/L	U	YES																
Zinc	4.0		ug/L	B J	YES	J								J							L
Analysis Method : 7470A						**Dilution: 1**															
Mercury	0.20		ug/L	U	YES																

* Overall result qualifier reflects summation of qualifiers added during automated data review and any qualifiers added manually for categories not assessed by automated data review

Sample Qualification Report with Reason Codes (All Results sorted by Client Sample ID)

Client Sample ID : FWGLL12mw-DUP2-0552-GW **Lab Report Batch :** A7J100103 **Lab ID :** STLCAN

Sample Date : 10/09/2007 **Analysis Type: DL** **Sample Matrix :** AQ

Lab Sample ID: A7J100103009

Reviewed By / Date : Heather Kelly 12/12/07 **Approved By / Date :**

Analyte Name	Result	Uncertainty / Error	Result Units	Lab Qual	Rep Res	Overall Qual*	Temp	HT	MB	LCS	MS	Lab Dup	Surr	Rep Limit	Moist Tot/Dis	Field QC	Tune	IC	ICV	CV / CCV	Reason Codes
Analysis Method : 8330						**Dilution: 0.97**															
1,3,5-Trinitrobenzene	0.097		ug/L	U	YES																
1,3-Dinitrobenzene	0.097		ug/L	U	YES																
2,4,6-TNT	0.097		ug/L	U	YES																
2,4-Dinitrotoluene	0.097		ug/L	U	YES																
2,6-Dinitrotoluene	0.097		ug/L	U	YES																
2-Amino-4,6-dinitrotoluene	0.097		ug/L	U	YES																
2-Nitrotoluene	0.48		ug/L	U	YES																
3-Nitrotoluene	0.48		ug/L	U	YES																
4-Amino-2,6-Dinitrotoluene	0.097		ug/L	U	YES																
4-Nitrotoluene	0.48		ug/L	U	YES																
HMX	0.097		ug/L	U	YES																
Nitrobenzene	0.097		ug/L	U	YES																
NITROGLYCERINE	0.63		ug/L	U	YES																
Pentaerythritol Tetranitrate (PETN)	0.63		ug/L	U	YES																
RDX	0.097		ug/L	U	YES																
TETRYL	0.097		ug/L	U	YES																

* Overall result qualifier reflects summation of qualifiers added during automated data review and any qualifiers added manually for categories not assessed by automated data review

Sample Qualification Report with Reason Codes (All Results sorted by Client Sample ID)

Client Sample ID : FWGLL12mw-DUP2-0552-GW **Lab Report Batch :** A7J100103 **Lab ID :** STLCAN

Sample Date : 10/09/2007 **Analysis Type: RES** **Sample Matrix :** AQ

Lab Sample ID: A7J100103009

Reviewed By / Date : Heather Hedley 12/12/07 **Approved By / Date :**

Analyte Name	Result	Uncertainty / Error	Result Units	Lab Qual	Rep Res	Overall Qual*	Temp	HT	MB	LCS	MS	Lab Dup	Surr	Rep Limit	Moist Tot/Dis	Field QC	Tune	IC	ICV	CV / CCV	Reason Codes
Analysis Method : 353.2						**Dilution: 1**															
Nitrate as N (NO3-N)	0.02		mg/L	B	YES	J								J							L
Analysis Method : 353.2 Modified						**Dilution: 1**															
Nitrocellulose	0.50		mg/L	U	YES	UJ					UJ										I
Analysis Method : 8081A						**Dilution: 1**															
4,4'-DDD	0.030		ug/L	U	YES	UJ															Pj-
4,4'-DDE	0.030		ug/L	U	YES																
4,4'-DDT	0.030		ug/L	U	YES																
Aldrin	0.030		ug/L	U	YES																
alpha-BHC	0.030		ug/L	U	YES																
alpha-Chordane	0.030		ug/L	U	YES																
beta-BHC	0.030		ug/L	U	YES																
delta-BHC	0.030		ug/L	U	YES																
Dieldrin	0.030		ug/L	U	YES																
Endosulfan I	0.025		ug/L	U	YES	UJ				UJ											J-
Endosulfan II	0.025		ug/L	U	YES																
Endosulfan sulfate	0.030		ug/L	U	YES																
Endrin	0.030		ug/L	U	YES																
Endrin aldehyde	0.030		ug/L	U	YES																
Endrin ketone	0.030		ug/L	U	YES																
gamma-BHC	0.030		ug/L	U	YES																
gamma-Chlordane	0.030		ug/L	U	YES																
Heptachlor	0.030		ug/L	U	YES																
Heptachlor epoxide	0.030		ug/L	U	YES																
Methoxychlor	0.10		ug/L	U	YES																
Toxaphene	2.0		ug/L	U	YES																
Analysis Method : 8082						**Dilution: 1**															
Aroclor 1016	0.50		ug/L	U	YES																
Aroclor 1221	0.50		ug/L	U	YES																
Aroclor 1232	0.50		ug/L	U	YES																
Aroclor 1242	0.50		ug/L	U	YES																
Aroclor 1248	0.50		ug/L	U	YES																
Aroclor 1254	0.50		ug/L	U	YES																

* Overall result qualifier reflects summation of qualifiers added during automated data review and any qualifiers added manually for categories not assessed by automated data review

Sample Qualification Report with Reason Codes (All Results sorted by Client Sample ID)

Client Sample ID : FWGLL12mw-DUP2-0552-GW **Lab Report Batch :** A7J100103 **Lab ID :** STLCAN

Sample Date : 10/09/2007 **Analysis Type: RES** **Sample Matrix :** AQ

Lab Sample ID: A7J100103009

Reviewed By / Date : Heather Miller 12/12/07 **Approved By / Date :**

Analyte Name	Result	Uncertainty / Error	Result Units	Lab Qual	Rep Res	Overall Qual*	Temp	HT	MB	LCS	MS	Lab Dup	Surr	Rep Limit	Moist Tot/Dis	Field QC	Tune	IC	ICV	CV / CCV	Reason Codes
Analysis Method : 8082						**Dilution: 1**															
Aroclor 1260	0.50		ug/L	U	YES																
Analysis Method : 8260B						**Dilution: 1**															
1,1,1-Trichloroethane	1.0		ug/L	U	YES																
1,1,2,2-Tetrachloroethane	1.0		ug/L	U	YES																
1,1,2-Trichloroethane	1.0		ug/L	U	YES																
1,1-Dichloroethane	1.0		ug/L	U	YES																
1,1-Dichloroethene	1.0		ug/L	U	YES																
1,2-Dibromoethane	1.0		ug/L	U	YES																
1,2-Dichloroethane	1.0		ug/L	U	YES																
1,2-Dichloroethene (total)	1.0		ug/L	U	YES																
1,2-Dichloropropane	1.0		ug/L	U	YES																
2-Butanone	10		ug/L	U	YES																
2-Hexanone	10		ug/L	U	YES																
4-Methyl-2-pentanone	10		ug/L	U	YES																
Acetone	10		ug/L	U	YES																
Benzene	1.0		ug/L	U	YES																
Bromochloromethane	1.0		ug/L	U	YES																
Bromodichloromethane	1.0		ug/L	U	YES																
Bromoform	1.0		ug/L	U	YES																
Bromomethane	1.0		ug/L	U	YES																
Carbon disulfide	0.43		ug/L	J	YES	J								J							L
Carbon tetrachloride	1.0		ug/L	U	YES																
Chlorobenzene	1.0		ug/L	U	YES																
Chloroethane	1.0		ug/L	U	YES																
Chloroform	1.0		ug/L	U	YES																
Chloromethane	1.0		ug/L	U	YES																
cis-1,2-Dichloroethene	1.0		ug/L	U	YES																
cis-1,3-Dichloropropene	1.0		ug/L	U	YES																
Dibromochloromethane	1.0		ug/L	U	YES																
Ethylbenzene	1.0		ug/L	U	YES																
M&P-XYLENES	2.0		ug/L	U	YES																

* Overall result qualifier reflects summation of qualifiers added during automated data review and any qualifiers added manually for categories not assessed by automated data review

Sample Qualification Report with Reason Codes (All Results sorted by Client Sample ID)

Client Sample ID : FWGLL12mw-DUP2-0552-GW **Lab Report Batch :** A7J100103 **Lab ID :** STLCAN

Sample Date : 10/09/2007 **Analysis Type: RES** **Sample Matrix :** AQ

Lab Sample ID: A7J100103009

Reviewed By / Date : H Medley 12/12/2007 **Approved By / Date :**

Analyte Name	Result	Uncertainty / Error	Result Units	Lab Qual	Rep Res	Overall Qual*	Temp	HT	MB	LCS	MS	Lab Dup	Surr	Rep Limit	Moist Tot/Dis	Field QC	Tune	IC	ICV	CV / CCV	Reason Codes
Analysis Method : 8260B						**Dilution: 1**															
Methylene chloride	2.0		ug/L	U	YES																
o-Xylene	1.0		ug/L	U	YES																
Styrene	1.0		ug/L	U	YES																
Tetrachloroethene	1.0		ug/L	U	YES																
Toluene	1.0		ug/L	U	YES																
TOTAL XYLENES	2.0		ug/L	U	YES																
trans-1,2-Dichloroethene	1.0		ug/L	U	YES																
trans-1,3-Dichloropropene	1.0		ug/L	U	YES																
Trichloroethene	1.0		ug/L	U	YES																
Vinyl chloride	1.0		ug/L	U	YES																
Analysis Method : 8270C						**Dilution: 1**															
1,2,4-Trichlorobenzene	1.0		ug/L	U	YES																
1,2-Dichlorobenzene	1.0		ug/L	U	YES																
1,3-Dichlorobenzene	1.0		ug/L	U	YES																
1,4-Dichlorobenzene	1.0		ug/L	U	YES																
2,2-OXYBIS (1-CHLOROPROPANE)	1.0		ug/L	U	YES																
2,4,5-Trichlorophenol	5.0		ug/L	U	YES																
2,4,6-Trichlorophenol	5.0		ug/L	U	YES																
2,4-Dichlorophenol	2.0		ug/L	U	YES																
2,4-Dimethylphenol	2.0		ug/L	U	YES																
2,4-Dinitrophenol	5.0		ug/L	U	YES	R															Pj-
2,4-Dinitrotoluene	5.0		ug/L	U	YES																
2,6-Dinitrotoluene	5.0		ug/L	U	YES																
2-Chloronaphthalene	1.0		ug/L	U	YES																
2-Chlorophenol	1.0		ug/L	U	YES																
2-Methylnaphthalene	0.20		ug/L	U	YES																
2-Methylphenol	1.0		ug/L	U	YES																
2-Nitroaniline	2.0		ug/L	U	YES																
2-Nitrophenol	2.0		ug/L	U	YES																
3,3'-Dichlorobenzidine	5.0		ug/L	U	YES																
3-Nitroaniline	2.0		ug/L	U	YES																

* Overall result qualifier reflects summation of qualifiers added during automated data review and any qualifiers added manually for categories not assessed by automated data review

Sample Qualification Report with Reason Codes (All Results sorted by Client Sample ID)

Client Sample ID : FWGLL12mw-DUP2-0552-GW **Lab Report Batch :** A7J100103 **Lab ID :** STLCAN

Sample Date : 10/09/2007 **Analysis Type: RES** **Sample Matrix :** AQ

Lab Sample ID: A7J100103009

Reviewed By / Date : H Medley 12/12/2007 **Approved By / Date :**

Analyte Name	Result	Uncertainty / Error	Result Units	Lab Qual	Rep Res	Overall Qual*	Temp	HT	MB	LCS	MS	Lab Dup	Surr	Rep Limit	Moist Tot/Dis	Field QC	Tune	IC	ICV	CV / CCV	Reason Codes
Analysis Method : 8270C						**Dilution: 1**															
4,6-Dinitro-2-methylphenol	5.0		ug/L	U	YES	UJ															Pj-
4-Bromophenyl phenyl ether	2.0		ug/L	U	YES																
4-Chloro-3-methylphenol	2.0		ug/L	U	YES																
4-Chloroaniline	2.0		ug/L	U	YES																
4-Chlorophenyl phenyl ether	2.0		ug/L	U	YES																
4-Methylphenol	1.0		ug/L	U	YES																
4-Nitroanaline	2.0		ug/L	U	YES																
4-Nitrophenol	5.0		ug/L	U	YES																
Acenaphthene	0.20		ug/L	U	YES																
Acenaphthylene	0.20		ug/L	U	YES																
Anthracene	0.20		ug/L	U	YES																
Benzo(a)anthracene	0.20		ug/L	U	YES																
Benzo(a)pyrene	0.20		ug/L	U	YES																
Benzo(b)fluoranthene	0.20		ug/L	U	YES																
BENZO(G,H,I)PERYLENE	0.20		ug/L	U	YES																
Benzo(k)fluoranthene	0.20		ug/L	U	YES																
Benzoic acid	10		ug/L	U	YES	R				R											J-
Benzyl alcohol	5.0		ug/L	U	YES																
bis(2-Chloroethoxy)methane	1.0		ug/L	U	YES																
bis(2-Chloroethyl) ether	1.0		ug/L	U	YES																
bis(2-Ethylhexyl) phthalate	5.6		ug/L	J B	YES	J								J							L, PS
Butylbenzyl Phthalate	1.0		ug/L	U	YES																
Carbazole	1.0		ug/L	U	YES																
Chrysene	0.20		ug/L	U	YES																
dibenzo(a,h)anthracene	0.20		ug/L	U	YES																
Dibenzofuran	1.0		ug/L	U	YES																
Diethyl phthalate	1.0		ug/L	U	YES																
Dimethyl phthalate	1.0		ug/L	U	YES																
Di-n-butyl phthalate	1.0		ug/L	U	YES																
Di-n-octyl phthalate	1.0		ug/L	U	YES																
Fluoranthene	0.20		ug/L	U	YES																

* Overall result qualifier reflects summation of qualifiers added during automated data review and any qualifiers added manually for categories not assessed by automated data review

Sample Qualification Report with Reason Codes (All Results sorted by Client Sample ID)

Client Sample ID : FWGLL12mw-DUP2-0552-GW **Lab Report Batch :** A7J100103 **Lab ID :** STLCAN

Sample Date : 10/09/2007 **Analysis Type: RES** **Sample Matrix :** AQ

Lab Sample ID: A7J100103009

Reviewed By / Date : H Medley 12/12/2007 **Approved By / Date :**

Analyte Name	Result	Uncertainty / Error	Result Units	Lab Qual	Rep Res	Overall Qual*	Temp	HT	MB	LCS	MS	Lab Dup	Surr	Rep Limit	Moist Tot/Dis	Field QC	Tune	IC	ICV	CV / CCV	Reason Codes
Analysis Method : 8270C						**Dilution: 1**															
Fluorene	0.20		ug/L	U	YES																
Hexachlorobenzene	0.20		ug/L	U	YES																
Hexachlorobutadiene	1.0		ug/L	U	YES																
Hexachlorocyclopentadiene	10		ug/L	U	YES	R				R											J-
Hexachloroethane	1.0		ug/L	U	YES																
Indeno(1,2,3-cd)pyrene	0.20		ug/L	U	YES																
Isophorone	1.0		ug/L	U	YES																
Naphthalene	0.20		ug/L	U	YES																
Nitrobenzene	1.0		ug/L	U	YES																
N-nitroso-di-n-propylamine	1.0		ug/L	U	YES																
N-Nitrosodiphenylamine	1.0		ug/L	U	YES																
Pentachlorophenol	5.0		ug/L	U	YES	UJ															Pj-
Phenanthrene	0.20		ug/L	U	YES																
Phenol	1.0		ug/L	U	YES																
Pyrene	0.20		ug/L	U	YES																
Analysis Method : 9012A						**Dilution: 1**															
Cyanide	0.010		mg/L	U	YES																
Analysis Method : SW8330 Modified						**Dilution: 1**															
Nitroguanidine	20		ug/L	U	YES																

* Overall result qualifier reflects summation of qualifiers added during automated data review and any qualifiers added manually for categories not assessed by automated data review

Sample Qualification Report with Reason Codes (All Results sorted by Client Sample ID)

Client Sample ID : FWGLL1mw-080C-0536-GF **Lab Report Batch :** A7J100103 **Lab ID :** STLCAN

Sample Date : 10/08/2007 **Analysis Type: RES** **Sample Matrix :** AQ

Lab Sample ID: A7J100103022

Reviewed By / Date : Heather Hedley 12/12/07 **Approved By / Date :**

Analyte Name	Result	Uncertainty / Error	Result Units	Lab Qual	Rep Res	Overall Qual*	Temp	HT	MB	LCS	MS	Lab Dup	Surr	Rep Limit	Moist Tot/Dis	Field QC	Tune	IC	ICV	CV / CCV	Reason Codes
Analysis Method : 6860						**Dilution: 1**															
Perchlorate	0.012		ug/L	J	YES	J								J					J		L, V

* Overall result qualifier reflects summation of qualifiers added during automated data review and any qualifiers added manually for categories not assessed by automated data review

Sample Qualification Report with Reason Codes (All Results sorted by Client Sample ID)

Client Sample ID : FWGLL1mw-080C-0536-GF
Lab Report Batch : A7J100103
Lab ID : STLCAN
Sample Date : 10/08/2007
Analysis Type: RES/TOT
Sample Matrix : AQ
Lab Sample ID: A7J100103022

Reviewed By / Date : H Medley 12/12/2007
Approved By / Date :

Analyte Name	Result	Uncertainty / Error	Result Units	Lab Qual	Rep Res	Overall Qual*	Temp	HT	MB	LCS	MS	Lab Dup	Surr	Rep Limit	Moist Tot/Dis	Field QC	Tune	IC	ICV	CV / CCV	Reason Codes
Analysis Method : 6010B						**Dilution: 1**															
Arsenic	5.0		ug/L	U	YES																
Barium	19.1		ug/L	J	YES																
Calcium	298000		ug/L	J	YES																
Chromium	5.0		ug/L	U	YES																
Cobalt	5.0		ug/L	U	YES																
Copper	5.0		ug/L	U	YES																
Lead	3.0		ug/L	U	YES																
Magnesium	14800		ug/L	J	YES																
Manganese	56.1		ug/L	J	YES																
Nickel	4.8		ug/L	B	YES	J								J							L
Potassium	4110		ug/L	J	YES																
Selenium	5.0		ug/L	U	YES																
Silver	5.0		ug/L	U	YES	R															Pj-
Sodium	1960		ug/L		YES																
Vanadium	10.0		ug/L	U	YES																
Analysis Method : 6020						**Dilution: 1**															
Aluminum	50.0		ug/L	U	YES																
Antimony	2.0		ug/L	U	YES																
Beryllium	1.0		ug/L	U	YES																
Cadmium	0.50		ug/L	U	YES																
Iron	685		ug/L		YES																
Thallium	1.0		ug/L	U	YES																
Zinc	3.9		ug/L	B J	YES	J								J							L
Analysis Method : 7470A						**Dilution: 1**															
Mercury	0.20		ug/L	U	YES																

* Overall result qualifier reflects summation of qualifiers added during automated data review and any qualifiers added manually for categories not assessed by automated data review

Sample Qualification Report with Reason Codes (All Results sorted by Client Sample ID)

Client Sample ID : FWGLL1mw-080C-0536-GW
Lab Report Batch : A7J100103
Lab ID : STLCAN
Sample Date : 10/08/2007
Analysis Type: DL
Sample Matrix : AQ
Lab Sample ID: A7J100103021

Reviewed By / Date : Heather Medley 12/12/07

Approved By / Date :

Analyte Name	Result	Uncertainty / Error	Result Units	Lab Qual	Rep Res	Overall Qual*	Temp	HT	MB	LCS	MS	Lab Dup	Surr	Rep Limit	Moist Tot/Dis	Field QC	Tune	IC	ICV	CV / CCV	Reason Codes
Analysis Method : 8330						**Dilution: 5.11**															
1,3,5-Trinitrobenzene	0.51		ug/L	U	YES																
1,3-Dinitrobenzene	0.51		ug/L	U	YES																
2,4,6-TNT	0.51		ug/L	U	YES																
2,4-Dinitrotoluene	0.45		ug/L	J	YES	J								J							L
2,6-Dinitrotoluene	0.49		ug/L	J	YES	J								J							L
2-Amino-4,6-dinitrotoluene	4.5		ug/L		YES																
2-Nitrotoluene	2.6		ug/L	U	YES																
3-Nitrotoluene	2.6		ug/L	U	YES																
4-Amino-2,6-Dinitrotoluene	4.3		ug/L		YES																
4-Nitrotoluene	2.6		ug/L	U	YES																
HMX	7.9		ug/L		YES																
Nitrobenzene	0.51		ug/L	U	YES																
NITROGLYCERINE	3.3		ug/L	U	YES																
Pentaerythritol Tetranitrate (PETN)	3.3		ug/L	U	YES																
RDX	38		ug/L		YES																
TETRYL	0.51		ug/L	U	YES																

* Overall result qualifier reflects summation of qualifiers added during automated data review and any qualifiers added manually for categories not assessed by automated data review

Sample Qualification Report with Reason Codes (All Results sorted by Client Sample ID)

Client Sample ID : FWGLL1mw-080C-0536-GW **Lab Report Batch :** A7J100103 **Lab ID :** STLCAN

Sample Date : 10/08/2007 **Analysis Type: RES** **Sample Matrix :** AQ

Lab Sample ID: A7J100103021

Reviewed By / Date : Heather McCoy 12/12/07 **Approved By / Date :**

Analyte Name	Result	Uncertainty / Error	Result Units	Lab Qual	Rep Res	Overall Qual*	Temp	HT	MB	LCS	MS	Lab Dup	Surr	Rep Limit	Moist Tot/Dis	Field QC	Tune	IC	ICV	CV / CCV	Reason Codes
Analysis Method : 353.2 Modified						**Dilution: 1**															
Nitrocellulose	0.50		mg/L	U	YES	UJ					UJ										I
Analysis Method : 8081A						**Dilution: 1**															
4,4'-DDD	0.030		ug/L	U	YES	UJ															Pj-
4,4'-DDE	0.030		ug/L	U	YES																
4,4'-DDT	0.030		ug/L	U	YES																
Aldrin	0.030		ug/L	U	YES																
alpha-BHC	0.030		ug/L	U	YES																
alpha-Chordane	0.030		ug/L	U	YES																
beta-BHC	0.022		ug/L	J	YES	J								J							L
delta-BHC	0.030		ug/L	U	YES																
Dieldrin	0.030		ug/L	U	YES																
Endosulfan I	0.025		ug/L	U	YES	UJ				UJ											J-
Endosulfan II	0.025		ug/L	U	YES																
Endosulfan sulfate	0.030		ug/L	U	YES																
Endrin	0.030		ug/L	U	YES																
Endrin aldehyde	0.030		ug/L	U	YES																
Endrin ketone	0.030		ug/L	U	YES																
gamma-BHC	0.030		ug/L	U	YES																
gamma-Chlordane	0.030		ug/L	U	YES																
Heptachlor	0.030		ug/L	U	YES																
Heptachlor epoxide	0.030		ug/L	U	YES																
Methoxychlor	0.10		ug/L	U	YES																
Toxaphene	2.0		ug/L	U	YES																
Analysis Method : 8082						**Dilution: 1**															
Aroclor 1016	0.50		ug/L	U	YES																
Aroclor 1221	0.50		ug/L	U	YES																
Aroclor 1232	0.50		ug/L	U	YES																
Aroclor 1242	0.50		ug/L	U	YES																
Aroclor 1248	0.50		ug/L	U	YES																
Aroclor 1254	0.50		ug/L	U	YES																
Aroclor 1260	0.50		ug/L	U	YES																
Analysis Method : 8260B						**Dilution: 1**															

* Overall result qualifier reflects summation of qualifiers added during automated data review and any qualifiers added manually for categories not assessed by automated data review

Sample Qualification Report with Reason Codes (All Results sorted by Client Sample ID)

Client Sample ID : FWGLL1mw-080C-0536-GW **Lab Report Batch :** A7J100103 **Lab ID :** STLCAN

Sample Date : 10/08/2007 **Analysis Type: RES** **Sample Matrix :** AQ

Lab Sample ID: A7J100103021

Reviewed By / Date : Heather Neary 12/12/07 **Approved By / Date :**

Analyte Name	Result	Uncertainty / Error	Result Units	Lab Qual	Rep Res	Overall Qual*	Temp	HT	MB	LCS	MS	Lab Dup	Surr	Rep Limit	Moist Tot/Dis	Field QC	Tune	IC	ICV	CV / CCV	Reason Codes
Analysis Method : 8260B						**Dilution: 1**															
1,1,1-Trichloroethane	1.0		ug/L	U	YES																
1,1,2,2-Tetrachloroethane	1.0		ug/L	U	YES																
1,1,2-Trichloroethane	1.0		ug/L	U	YES																
1,1-Dichloroethane	1.0		ug/L	U	YES																
1,1-Dichloroethene	1.0		ug/L	U	YES																
1,2-Dibromoethane	1.0		ug/L	U	YES																
1,2-Dichloroethane	1.0		ug/L	U	YES																
1,2-Dichloroethene (total)	1.0		ug/L	U	YES																
1,2-Dichloropropane	1.0		ug/L	U	YES																
2-Butanone	10		ug/L	U	YES																
2-Hexanone	10		ug/L	U	YES																
4-Methyl-2-pentanone	10		ug/L	U	YES																
Acetone	10		ug/L	U	YES																
Benzene	1.0		ug/L	U	YES																
Bromochloromethane	1.0		ug/L	U	YES																
Bromodichloromethane	1.0		ug/L	U	YES																
Bromoform	1.0		ug/L	U	YES																
Bromomethane	1.0		ug/L	U	YES																
Carbon disulfide	1.0		ug/L	U	YES																
Carbon tetrachloride	1.0		ug/L	U	YES																
Chlorobenzene	1.0		ug/L	U	YES																
Chloroethane	1.0		ug/L	U	YES																
Chloroform	1.0		ug/L	U	YES																
Chloromethane	1.0		ug/L	U	YES																
cis-1,2-Dichloroethene	1.0		ug/L	U	YES																
cis-1,3-Dichloropropene	1.0		ug/L	U	YES																
Dibromochloromethane	1.0		ug/L	U	YES																
Ethylbenzene	1.0		ug/L	U	YES																
M&P-XYLENES	2.0		ug/L	U	YES																
Methylene chloride	2.0		ug/L	U	YES																
o-Xylene	1.0		ug/L	U	YES																

* Overall result qualifier reflects summation of qualifiers added during automated data review and any qualifiers added manually for categories not assessed by automated data review

Sample Qualification Report with Reason Codes (All Results sorted by Client Sample ID)

Client Sample ID : FWGLL1mw-080C-0536-GW **Lab Report Batch :** A7J100103 **Lab ID :** STLCAN

Sample Date : 10/08/2007 **Analysis Type: RES** **Sample Matrix :** AQ

Lab Sample ID: A7J100103021

Reviewed By / Date : H Medley 12/12/2007 **Approved By / Date :**

Analyte Name	Result	Uncertainty / Error	Result Units	Lab Qual	Rep Res	Overall Qual*	Temp	HT	MB	LCS	MS	Lab Dup	Surr	Rep Limit	Moist Tot/Dis	Field QC	Tune	IC	ICV	CV / CCV	Reason Codes
Analysis Method : 8260B						**Dilution: 1**															
Styrene	1.0		ug/L	U	YES																
Tetrachloroethene	1.0		ug/L	U	YES																
Toluene	0.22		ug/L	J	YES	J								J							L
TOTAL XYLENES	2.0		ug/L	U	YES																
trans-1,2-Dichloroethene	1.0		ug/L	U	YES																
trans-1,3-Dichloropropene	1.0		ug/L	U	YES																
Trichloroethene	1.0		ug/L	U	YES																
Vinyl chloride	1.0		ug/L	U	YES																
Analysis Method : 8270C						**Dilution: 1**															
1,2,4-Trichlorobenzene	1.0		ug/L	U	YES	UJ							UJ								G-
1,2-Dichlorobenzene	1.0		ug/L	U	YES	UJ							UJ								G-
1,3-Dichlorobenzene	1.0		ug/L	U	YES	UJ							UJ								G-
1,4-Dichlorobenzene	1.0		ug/L	U	YES	UJ							UJ								G-
2,2-OXYBIS (1-CHLOROPROPANE)	1.0		ug/L	U	YES	UJ							UJ								G-
2,4,5-Trichlorophenol	5.0		ug/L	U	YES	UJ							UJ								G-
2,4,6-Trichlorophenol	5.0		ug/L	U	YES	UJ							UJ								G-
2,4-Dichlorophenol	2.0		ug/L	U	YES	UJ							UJ								G-
2,4-Dimethylphenol	2.0		ug/L	U	YES	UJ							UJ								G-
2,4-Dinitrophenol	5.0		ug/L	U	YES	R							UJ								Pj-,G-
2,4-Dinitrotoluene	5.0		ug/L	U	YES	UJ							UJ								G-
2,6-Dinitrotoluene	5.0		ug/L	U	YES	UJ							UJ								G-
2-Chloronaphthalene	1.0		ug/L	U	YES	UJ							UJ								G-
2-Chlorophenol	1.0		ug/L	U	YES	UJ							UJ								G-
2-Methylnaphthalene	0.20		ug/L	U	YES	UJ							UJ								G-
2-Methylphenol	1.0		ug/L	U	YES	UJ							UJ								G-
2-Nitroaniline	2.0		ug/L	U	YES	UJ							UJ								G-
2-Nitrophenol	2.0		ug/L	U	YES	UJ							UJ								G-
3,3'-Dichlorobenzidine	5.0		ug/L	U	YES	UJ							UJ								G-
3-Nitroaniline	2.0		ug/L	U	YES	UJ							UJ								G-
4,6-Dinitro-2-methylphenol	5.0		ug/L	U	YES	UJ							UJ								Pj-,G-
4-Bromophenyl phenyl ether	2.0		ug/L	U	YES	UJ							UJ								G-

* Overall result qualifier reflects summation of qualifiers added during automated data review and any qualifiers added manually for categories not assessed by automated data review

Sample Qualification Report with Reason Codes (All Results sorted by Client Sample ID)

Client Sample ID : FWGLL1mw-080C-0536-GW **Lab Report Batch :** A7J100103 **Lab ID :** STLCAN

Sample Date : 10/08/2007 **Analysis Type: RES** **Sample Matrix :** AQ

Lab Sample ID: A7J100103021

Reviewed By / Date : H Medley 12/12/2007 **Approved By / Date :**

Analyte Name	Result	Uncertainty / Error	Result Units	Lab Qual	Rep Res	Overall Qual*	Temp	HT	MB	LCS	MS	Lab Dup	Surr	Rep Limit	Moist Tot/Dis	Field QC	Tune	IC	ICV	CV / CCV	Reason Codes
Analysis Method : 8270C						**Dilution: 1**															
4-Chloro-3-methylphenol	2.0		ug/L	U	YES	UJ							UJ								G-
4-Chloroaniline	2.0		ug/L	U	YES	UJ							UJ								G-
4-Chlorophenyl phenyl ether	2.0		ug/L	U	YES	UJ							UJ								G-
4-Methylphenol	1.0		ug/L	U	YES	UJ							UJ								G-
4-Nitroanaline	2.0		ug/L	U	YES	UJ							UJ								G-
4-Nitrophenol	5.0		ug/L	U	YES	UJ							UJ								G-
Acenaphthene	0.20		ug/L	U	YES	UJ							UJ								G-
Acenaphthylene	0.20		ug/L	U	YES	UJ							UJ								G-
Anthracene	0.20		ug/L	U	YES	UJ							UJ								G-
Benzo(a)anthracene	0.20		ug/L	U	YES	UJ							UJ								G-
Benzo(a)pyrene	0.20		ug/L	U	YES	UJ							UJ								G-
Benzo(b)fluoranthene	0.20		ug/L	U	YES	UJ							UJ								G-
BENZO(G,H,I)PERYLENE	0.20		ug/L	U	YES	UJ							UJ								G-
Benzo(k)fluoranthene	0.20		ug/L	U	YES	UJ							UJ								G-
Benzoic acid	10		ug/L	U	YES	R				R			UJ								G-,J-
Benzyl alcohol	5.0		ug/L	U	YES	UJ							UJ								G-
bis(2-Chloroethoxy)methane	1.0		ug/L	U	YES	UJ							UJ								G-
bis(2-Chloroethyl) ether	1.0		ug/L	U	YES	UJ							UJ								G-
bis(2-Ethylhexyl) phthalate	10		ug/L	U	YES	UJ							UJ								G-
Butylbenzyl Phthalate	1.0		ug/L	U	YES	UJ							UJ								G-
Carbazole	1.0		ug/L	U	YES	UJ							UJ								G-
Chrysene	0.20		ug/L	U	YES	UJ							UJ								G-
dibenzo(a,h)anthracene	0.20		ug/L	U	YES	UJ							UJ								G-
Dibenzofuran	1.0		ug/L	U	YES	UJ							UJ								G-
Diethyl phthalate	1.0		ug/L	U	YES	UJ							UJ								G-
Dimethyl phthalate	1.0		ug/L	U	YES	UJ							UJ								G-
Di-n-butyl phthalate	1.0		ug/L	U	YES	UJ							UJ								G-
Di-n-octyl phthalate	1.0		ug/L	U	YES	UJ							UJ								G-
Fluoranthene	0.20		ug/L	U	YES	UJ							UJ								G-
Fluorene	0.20		ug/L	U	YES	UJ							UJ								G-
Hexachlorobenzene	0.20		ug/L	U	YES	UJ							UJ								G-

* Overall result qualifier reflects summation of qualifiers added during automated data review and any qualifiers added manually for categories not assessed by automated data review

Sample Qualification Report with Reason Codes (All Results sorted by Client Sample ID)

Client Sample ID : FWGLL1mw-080C-0536-GW **Lab Report Batch :** A7J100103 **Lab ID :** STLCAN

Sample Date : 10/08/2007 **Analysis Type: RES** **Sample Matrix :** AQ

Lab Sample ID: A7J100103021

Reviewed By / Date : H Medley 12/12/2007 **Approved By / Date :**

Analyte Name	Result	Uncertainty / Error	Result Units	Lab Qual	Rep Res	Overall Qual*	Temp	HT	MB	LCS	MS	Lab Dup	Surr	Rep Limit	Moist Tot/Dis	Field QC	Tune	IC	ICV	CV / CCV	Reason Codes
Analysis Method : 8270C						**Dilution: 1**															
Hexachlorobutadiene	1.0		ug/L	U	YES	UJ							UJ								G-
Hexachlorocyclopentadiene	10		ug/L	U	YES	R				R			UJ								G-,J-
Hexachloroethane	1.0		ug/L	U	YES	UJ							UJ								G-
Indeno(1,2,3-cd)pyrene	0.20		ug/L	U	YES	UJ							UJ								G-
Isophorone	1.0		ug/L	U	YES	UJ							UJ								G-
Naphthalene	0.20		ug/L	U	YES	UJ							UJ								G-
Nitrobenzene	1.0		ug/L	U	YES	UJ							UJ								G-
N-nitroso-di-n-propylamine	1.0		ug/L	U	YES	UJ							UJ								G-
N-Nitrosodiphenylamine	1.0		ug/L	U	YES	UJ							UJ								G-
Pentachlorophenol	5.0		ug/L	U	YES	UJ							UJ								Pj-,G-
Phenanthrene	0.20		ug/L	U	YES	UJ							UJ								G-
Phenol	1.0		ug/L	U	YES	UJ							UJ								G-
Pyrene	0.20		ug/L	U	YES	UJ							UJ								G-
Analysis Method : 9012A						**Dilution: 1**															
Cyanide	0.010		mg/L	U	YES																
Analysis Method : SW8330 Modified						**Dilution: 1**															
Nitroguanidine	20		ug/L	U	YES																

* Overall result qualifier reflects summation of qualifiers added during automated data review and any qualifiers added manually for categories not assessed by automated data review

Sample Qualification Report with Reason Codes (All Results sorted by Client Sample ID)

Client Sample ID : FWGLL4mw-198C-0543-GF **Lab Report Batch :** A7J100103 **Lab ID :** STLCAN

Sample Date : 10/09/2007 **Analysis Type: RES** **Sample Matrix :** AQ

Lab Sample ID: A7J100103018

Reviewed By / Date : [signature] 12/12/07 **Approved By / Date :**

Analyte Name	Result	Uncertainty / Error	Result Units	Lab Qual	Rep Res	Overall Qual*	Temp	HT	MB	LCS	MS	Lab Dup	Surr	Rep Limit	Moist Tot/Dis	Field QC	Tune	IC	ICV	CV / CCV	Reason Codes
Analysis Method : 6860						**Dilution: 1**															
Perchlorate	0.10		ug/L	U	YES																

* Overall result qualifier reflects summation of qualifiers added during automated data review and any qualifiers added manually for categories not assessed by automated data review

Sample Qualification Report with Reason Codes (All Results sorted by Client Sample ID)

Client Sample ID : FWGLL4mw-198C-0543-GF
Lab Report Batch : A7J100103
Lab ID : STLCAN
Sample Date : 10/09/2007
Analysis Type: RES/TOT
Sample Matrix : AQ
Lab Sample ID: A7J100103018

Reviewed By / Date : H Medley 12/12/2007
Approved By / Date :

Analyte Name	Result	Uncertainty / Error	Result Units	Lab Qual	Rep Res	Overall Qual*	Temp	HT	MB	LCS	MS	Lab Dup	Surr	Rep Limit	Moist Tot/Dis	Field QC	Tune	IC	ICV	CV / CCV	Reason Codes
Analysis Method : 6010B						**Dilution: 1**															
Arsenic	5.0		ug/L	U	YES																
Barium	15.3		ug/L	J	YES																
Calcium	34400		ug/L	J	YES																
Chromium	5.0		ug/L	U	YES																
Cobalt	5.0		ug/L	U	YES																
Copper	5.0		ug/L	U	YES																
Lead	3.0		ug/L	U	YES																
Magnesium	15600		ug/L	J	YES																
Manganese	1460		ug/L	J	YES																
Nickel	46.9		ug/L		YES																
Potassium	1240		ug/L	J	YES																
Selenium	5.0		ug/L	U	YES																
Silver	5.0		ug/L	U	YES	R						Ud									Pj-
Sodium	10200		ug/L		YES																
Vanadium	10.0		ug/L	U	YES																
Analysis Method : 6020						**Dilution: 1**															
Aluminum	22.0		ug/L	B	YES	J								J							L
Antimony	2.0		ug/L	U	YES																
Beryllium	1.0		ug/L	U	YES																
Cadmium	0.50		ug/L	U	YES																
Iron	4330		ug/L		YES																
Thallium	1.0		ug/L	U	YES																
Zinc	91.5		ug/L	J	YES																
Analysis Method : 7470A						**Dilution: 1**															
Mercury	0.20		ug/L	U	YES																

* Overall result qualifier reflects summation of qualifiers added during automated data review and any qualifiers added manually for categories not assessed by automated data review

Sample Qualification Report with Reason Codes (All Results sorted by Client Sample ID)

Client Sample ID : FWGLL4mw-198C-0543-GW **Lab Report Batch :** A7J100103 **Lab ID :** STLCAN

Sample Date : 10/09/2007 **Analysis Type: DL** **Sample Matrix :** AQ

Lab Sample ID: A7J100103017

Reviewed By / Date : Heather Reddy 12/12/07 **Approved By / Date :**

Analyte Name	Result	Uncertainty / Error	Result Units	Lab Qual	Rep Res	Overall Qual*	Temp	HT	MB	LCS	MS	Lab Dup	Surr	Rep Limit	Moist Tot/Dis	Field QC	Tune	IC	ICV	CV / CCV	Reason Codes
Analysis Method : 8330						**Dilution: 0.99**															
1,3,5-Trinitrobenzene	0.099		ug/L	U	YES																
1,3-Dinitrobenzene	0.099		ug/L	U	YES																
2,4,6-TNT	0.099		ug/L	U	YES																
2,4-Dinitrotoluene	0.099		ug/L	U	YES																
2,6-Dinitrotoluene	0.099		ug/L	U	YES																
2-Amino-4,6-dinitrotoluene	0.099		ug/L	U	YES																
2-Nitrotoluene	0.50		ug/L	U	YES																
3-Nitrotoluene	0.50		ug/L	U	YES																
4-Amino-2,6-Dinitrotoluene	0.099		ug/L	U	YES																
4-Nitrotoluene	0.50		ug/L	U	YES																
HMX	0.099		ug/L	U	YES																
Nitrobenzene	0.099		ug/L	U	YES																
NITROGLYCERINE	0.64		ug/L	U	YES																
Pentaerythritol Tetranitrate (PETN)	0.64		ug/L	U	YES																
RDX	0.099		ug/L	U	YES																
TETRYL	0.099		ug/L	U	YES																

* Overall result qualifier reflects summation of qualifiers added during automated data review and any qualifiers added manually for categories not assessed by automated data review

Sample Qualification Report with Reason Codes (All Results sorted by Client Sample ID)

Client Sample ID : FWGLL4mw-198C-0543-GW **Lab Report Batch :** A7J100103 **Lab ID :** STLCAN

Sample Date : 10/09/2007 **Analysis Type: RES** **Sample Matrix :** AQ

Lab Sample ID: A7J100103017

Reviewed By / Date : Heather Medley 12/12/07 **Approved By / Date :**

Analyte Name	Result	Uncertainty / Error	Result Units	Lab Qual	Rep Res	Overall Qual*	Temp	HT	MB	LCS	MS	Lab Dup	Surr	Rep Limit	Moist Tot/Dis	Field QC	Tune	IC	ICV	CV / CCV	Reason Codes
Analysis Method : 353.2 Modified						**Dilution: 1**															
Nitrocellulose	0.50		mg/L	U	YES	UJ					UJ										I
Analysis Method : 8081A						**Dilution: 1**															
4,4'-DDD	0.030		ug/L	U	YES	UJ							UJ								Pj-,G-
4,4'-DDE	0.030		ug/L	U	YES	UJ							UJ								G-
4,4'-DDT	0.030		ug/L	U	YES	UJ							UJ								G-
Aldrin	0.030		ug/L	U	YES	UJ							UJ								G-
alpha-BHC	0.030		ug/L	U	YES	UJ							UJ								G-
alpha-Chordane	0.030		ug/L	U	YES	UJ							UJ								G-
beta-BHC	0.030		ug/L	U	YES	UJ							UJ								G-
delta-BHC	0.030		ug/L	U	YES	UJ							UJ								G-
Dieldrin	0.030		ug/L	U	YES	UJ							UJ								G-
Endosulfan I	0.025		ug/L	U	YES	UJ				UJ			UJ								G-,J-
Endosulfan II	0.025		ug/L	U	YES	UJ							UJ								G-
Endosulfan sulfate	0.030		ug/L	U	YES	UJ							UJ								G-
Endrin	0.030		ug/L	U	YES	UJ							UJ								G-
Endrin aldehyde	0.030		ug/L	U	YES	UJ							UJ								G-
Endrin ketone	0.030		ug/L	U	YES	UJ							UJ								G-
gamma-BHC	0.030		ug/L	U	YES	UJ							UJ								G-
gamma-Chlordane	0.030		ug/L	U	YES	UJ							UJ								G-
Heptachlor	0.030		ug/L	U	YES	UJ							UJ								G-
Heptachlor epoxide	0.030		ug/L	U	YES	UJ							UJ								G-
Methoxychlor	0.10		ug/L	U	YES	UJ							UJ								G-
Toxaphene	2.0		ug/L	U	YES	UJ							UJ								G-
Analysis Method : 8082						**Dilution: 1**															
Aroclor 1016	0.50		ug/L	U	YES	UJ							UJ								G-
Aroclor 1221	0.50		ug/L	U	YES	UJ							UJ								G-
Aroclor 1232	0.50		ug/L	U	YES	UJ							UJ								G-
Aroclor 1242	0.50		ug/L	U	YES	UJ							UJ								G-
Aroclor 1248	0.50		ug/L	U	YES	UJ							UJ								G-
Aroclor 1254	0.50		ug/L	U	YES	UJ							UJ								G-
Aroclor 1260	0.50		ug/L	U	YES	UJ							UJ								G-
Analysis Method : 8260B						**Dilution: 1**															

* Overall result qualifier reflects summation of qualifiers added during automated data review and any qualifiers added manually for categories not assessed by automated data review

Sample Qualification Report with Reason Codes (All Results sorted by Client Sample ID)

Client Sample ID : FWGLL4mw-198C-0543-GW **Lab Report Batch :** A7J100103 **Lab ID :** STLCAN

Sample Date : 10/09/2007 **Analysis Type: RES** **Sample Matrix :** AQ

Lab Sample ID: A7J100103017

Reviewed By / Date : Heather Shelley 12/12/07 **Approved By / Date :**

Analyte Name	Result	Uncertainty / Error	Result Units	Lab Qual	Rep Res	Overall Qual*	Temp	HT	MB	LCS	MS	Lab Dup	Surr	Rep Limit	Moist Tot/Dis	Field QC	Tune	IC	ICV	CV / CCV	Reason Codes
Analysis Method : 8260B						**Dilution: 1**															
1,1,1-Trichloroethane	1.0		ug/L	U	YES																
1,1,2,2-Tetrachloroethane	1.0		ug/L	U	YES																
1,1,2-Trichloroethane	1.0		ug/L	U	YES																
1,1-Dichloroethane	1.0		ug/L	U	YES																
1,1-Dichloroethene	1.0		ug/L	U	YES																
1,2-Dibromoethane	1.0		ug/L	U	YES																
1,2-Dichloroethane	1.0		ug/L	U	YES																
1,2-Dichloroethene (total)	1.0		ug/L	U	YES																
1,2-Dichloropropane	1.0		ug/L	U	YES																
2-Butanone	10		ug/L	U	YES																
2-Hexanone	10		ug/L	U	YES																
4-Methyl-2-pentanone	10		ug/L	U	YES																
Acetone	10		ug/L	U	YES																
Benzene	1.0		ug/L	U	YES																
Bromochloromethane	1.0		ug/L	U	YES																
Bromodichloromethane	1.0		ug/L	U	YES																
Bromoform	1.0		ug/L	U	YES																
Bromomethane	1.0		ug/L	U	YES																
Carbon disulfide	1.0		ug/L	U	YES																
Carbon tetrachloride	1.0		ug/L	U	YES																
Chlorobenzene	1.0		ug/L	U	YES																
Chloroethane	1.0		ug/L	U	YES																
Chloroform	1.0		ug/L	U	YES																
Chloromethane	1.0		ug/L	U	YES																
cis-1,2-Dichloroethene	1.0		ug/L	U	YES																
cis-1,3-Dichloropropene	1.0		ug/L	U	YES																
Dibromochloromethane	1.0		ug/L	U	YES																
Ethylbenzene	1.0		ug/L	U	YES																
M&P-XYLENES	2.0		ug/L	U	YES																
Methylene chloride	2.0		ug/L	U	YES																
o-Xylene	1.0		ug/L	U	YES																

* Overall result qualifier reflects summation of qualifiers added during automated data review and any qualifiers added manually for categories not assessed by automated data review

Sample Qualification Report with Reason Codes (All Results sorted by Client Sample ID)

Client Sample ID : FWGLL4mw-198C-0543-GW **Lab Report Batch :** A7J100103 **Lab ID :** STLCAN

Sample Date : 10/09/2007 **Analysis Type: RES** **Sample Matrix :** AQ

Lab Sample ID: A7J100103017

Reviewed By / Date : H Medley 12/12/2007 **Approved By / Date :**

Analyte Name	Result	Uncertainty / Error	Result Units	Lab Qual	Rep Res	Overall Qual*	Temp	HT	MB	LCS	MS	Lab Dup	Surr	Rep Limit	Moist Tot/Dis	Field QC	Tune	IC	ICV	CV / CCV	Reason Codes
Analysis Method : 8260B						**Dilution: 1**															
Styrene	1.0		ug/L	U	YES																
Tetrachloroethene	1.0		ug/L	U	YES																
Toluene	1.0		ug/L	U	YES																
TOTAL XYLENES	2.0		ug/L	U	YES																
trans-1,2-Dichloroethene	1.0		ug/L	U	YES																
trans-1,3-Dichloropropene	1.0		ug/L	U	YES																
Trichloroethene	1.0		ug/L	U	YES																
Vinyl chloride	1.0		ug/L	U	YES																
Analysis Method : 8270C						**Dilution: 1**															
1,2,4-Trichlorobenzene	1.0		ug/L	U	YES																
1,2-Dichlorobenzene	1.0		ug/L	U	YES																
1,3-Dichlorobenzene	1.0		ug/L	U	YES																
1,4-Dichlorobenzene	1.0		ug/L	U	YES																
2,2-OXYBIS (1-CHLOROPROPANE)	1.0		ug/L	U	YES																
2,4,5-Trichlorophenol	5.0		ug/L	U	YES																
2,4,6-Trichlorophenol	5.0		ug/L	U	YES																
2,4-Dichlorophenol	2.0		ug/L	U	YES																
2,4-Dimethylphenol	2.0		ug/L	U	YES																
2,4-Dinitrophenol	5.0		ug/L	U	YES	R															Pj-
2,4-Dinitrotoluene	5.0		ug/L	U	YES																
2,6-Dinitrotoluene	5.0		ug/L	U	YES																
2-Chloronaphthalene	1.0		ug/L	U	YES																
2-Chlorophenol	1.0		ug/L	U	YES																
2-Methylnaphthalene	0.20		ug/L	U	YES																
2-Methylphenol	1.0		ug/L	U	YES																
2-Nitroaniline	2.0		ug/L	U	YES																
2-Nitrophenol	2.0		ug/L	U	YES																
3,3'-Dichlorobenzidine	5.0		ug/L	U	YES																
3-Nitroaniline	2.0		ug/L	U	YES																
4,6-Dinitro-2-methylphenol	5.0		ug/L	U	YES	UJ															Pj-
4-Bromophenyl phenyl ether	2.0		ug/L	U	YES																

* Overall result qualifier reflects summation of qualifiers added during automated data review and any qualifiers added manually for categories not assessed by automated data review

Sample Qualification Report with Reason Codes (All Results sorted by Client Sample ID)

Client Sample ID : FWGLL4mw-198C-0543-GW **Lab Report Batch :** A7J100103 **Lab ID :** STLCAN

Sample Date : 10/09/2007 **Analysis Type: RES** **Sample Matrix :** AQ

Lab Sample ID: A7J100103017

Reviewed By / Date : H Medley 12/12/2007 **Approved By / Date :**

Analyte Name	Result	Uncertainty / Error	Result Units	Lab Qual	Rep Res	Overall Qual*	Temp	HT	MB	LCS	MS	Lab Dup	Surr	Rep Limit	Moist Tot/Dis	Field QC	Tune	IC	ICV	CV / CCV	Reason Codes
Analysis Method : 8270C						**Dilution: 1**															
4-Chloro-3-methylphenol	2.0		ug/L	U	YES																
4-Chloroaniline	2.0		ug/L	U	YES																
4-Chlorophenyl phenyl ether	2.0		ug/L	U	YES																
4-Methylphenol	1.0		ug/L	U	YES																
4-Nitroanaline	2.0		ug/L	U	YES																
4-Nitrophenol	5.0		ug/L	U	YES																
Acenaphthene	0.20		ug/L	U	YES																
Acenaphthylene	0.20		ug/L	U	YES																
Anthracene	0.20		ug/L	U	YES																
Benzo(a)anthracene	0.20		ug/L	U	YES																
Benzo(a)pyrene	0.20		ug/L	U	YES																
Benzo(b)fluoranthene	0.20		ug/L	U	YES																
BENZO(G,H,I)PERYLENE	0.20		ug/L	U	YES																
Benzo(k)fluoranthene	0.20		ug/L	U	YES																
Benzoic acid	10		ug/L	U	YES	R				R											J-
Benzyl alcohol	5.0		ug/L	U	YES																
bis(2-Chloroethoxy)methane	1.0		ug/L	U	YES																
bis(2-Chloroethyl) ether	1.0		ug/L	U	YES																
bis(2-Ethylhexyl) phthalate	10		ug/L	U	YES																
Butylbenzyl Phthalate	1.0		ug/L	U	YES																
Carbazole	1.0		ug/L	U	YES																
Chrysene	0.20		ug/L	U	YES																
dibenzo(a,h)anthracene	0.20		ug/L	U	YES																
Dibenzofuran	1.0		ug/L	U	YES																
Diethyl phthalate	1.0		ug/L	U	YES																
Dimethyl phthalate	1.0		ug/L	U	YES																
Di-n-butyl phthalate	1.0		ug/L	U	YES																
Di-n-octyl phthalate	1.0		ug/L	U	YES																
Fluoranthene	0.20		ug/L	U	YES																
Fluorene	0.20		ug/L	U	YES																
Hexachlorobenzene	0.20		ug/L	U	YES																

* Overall result qualifier reflects summation of qualifiers added during automated data review and any qualifiers added manually for categories not assessed by automated data review

Sample Qualification Report with Reason Codes (All Results sorted by Client Sample ID)

Client Sample ID : FWGLL4mw-198C-0543-GW **Lab Report Batch :** A7J100103 **Lab ID :** STLCAN

Sample Date : 10/09/2007 **Analysis Type: RES** **Sample Matrix :** AQ

Lab Sample ID: A7J100103017

Reviewed By / Date : H Medley 12/12/2007 **Approved By / Date :**

Analyte Name	Result	Uncertainty / Error	Result Units	Lab Qual	Rep Res	Overall Qual*	Temp	HT	MB	LCS	MS	Lab Dup	Surr	Rep Limit	Moist Tot/Dis	Field QC	Tune	IC	ICV	CV / CCV	Reason Codes
Analysis Method : 8270C						**Dilution: 1**															
Hexachlorobutadiene	1.0		ug/L	U	YES																
Hexachlorocyclopentadiene	10		ug/L	U	YES	R				R											J-
Hexachloroethane	1.0		ug/L	U	YES																
Indeno(1,2,3-cd)pyrene	0.20		ug/L	U	YES																
Isophorone	1.0		ug/L	U	YES																
Naphthalene	0.20		ug/L	U	YES																
Nitrobenzene	1.0		ug/L	U	YES																
N-nitroso-di-n-propylamine	1.0		ug/L	U	YES																
N-Nitrosodiphenylamine	1.0		ug/L	U	YES																
Pentachlorophenol	5.0		ug/L	U	YES	UJ															Pj-
Phenanthrene	0.20		ug/L	U	YES																
Phenol	1.0		ug/L	U	YES																
Pyrene	0.20		ug/L	U	YES																
Analysis Method : 9012A						**Dilution: 1**															
Cyanide	0.010		mg/L	U	YES																
Analysis Method : SW8330 Modified						**Dilution: 1**															
Nitroguanidine	20		ug/L	U	YES																

* Overall result qualifier reflects summation of qualifiers added during automated data review and any qualifiers added manually for categories not assessed by automated data review

Sample Qualification Report with Reason Codes (All Results sorted by Client Sample ID)

Client Sample ID : FWGLL4mw-199C-0544-GF
Lab Report Batch : A7J100103
Lab ID : STLCAN
Sample Date : 10/09/2007
Analysis Type: RES
Sample Matrix : AQ
Lab Sample ID: A7J100103020

Reviewed By / Date : Heather Medley 12/12/07

Approved By / Date :

Analyte Name	Result	Uncertainty / Error	Result Units	Lab Qual	Rep Res	Overall Qual*	Temp	HT	MB	LCS	MS	Lab Dup	Surr	Rep Limit	Moist Tot/Dis	Field QC	Tune	IC	ICV	CV / CCV	Reason Codes
Analysis Method : 6860						**Dilution: 1**															
Perchlorate	0.10		ug/L	U	YES																

* Overall result qualifier reflects summation of qualifiers added during automated data review and any qualifiers added manually for categories not assessed by automated data review

Sample Qualification Report with Reason Codes (All Results sorted by Client Sample ID)

Client Sample ID : FWGLL4mw-199C-0544-GF **Lab Report Batch :** A7J100103 **Lab ID :** STLCAN

Sample Date : 10/09/2007 **Analysis Type: RES/TOT** **Sample Matrix :** AQ

Lab Sample ID: A7J100103020

Reviewed By / Date : H Medley 12/12/2007 **Approved By / Date :**

Analyte Name	Result	Uncertainty / Error	Result Units	Lab Qual	Rep Res	Overall Qual*	Temp	HT	MB	LCS	MS	Lab Dup	Surr	Rep Limit	Moist Tot/Dis	Field QC	Tune	IC	ICV	CV / CCV	Reason Codes
Analysis Method : 6010B						**Dilution: 1**															
Arsenic	10.8		ug/L		YES																
Barium	126		ug/L	J	YES																
Calcium	98900		ug/L	J	YES																
Chromium	5.0		ug/L	U	YES																
Cobalt	5.0		ug/L	U	YES																
Copper	5.0		ug/L	U	YES																
Lead	3.0		ug/L	U	YES																
Magnesium	24300		ug/L	J	YES																
Manganese	636		ug/L	J	YES																
Nickel	10.0		ug/L	U	YES																
Potassium	1540		ug/L	J	YES																
Selenium	5.0		ug/L	U	YES																
Silver	5.0		ug/L	U	YES	R															Pj-
Sodium	10500		ug/L		YES																
Vanadium	10.0		ug/L	U	YES																
Analysis Method : 6020						**Dilution: 1**															
Aluminum	12.4		ug/L	B	YES	J								J							L
Antimony	2.0		ug/L	U	YES																
Beryllium	1.0		ug/L	U	YES																
Cadmium	0.50		ug/L	U	YES																
Iron	4910		ug/L		YES																
Thallium	1.0		ug/L	U	YES																
Zinc	4.9		ug/L	B J	YES	J								J							L
Analysis Method : 7470A						**Dilution: 1**															
Mercury	0.20		ug/L	U	YES																

* Overall result qualifier reflects summation of qualifiers added during automated data review and any qualifiers added manually for categories not assessed by automated data review

Sample Qualification Report with Reason Codes (All Results sorted by Client Sample ID)

Client Sample ID : FWGLL4mw-199C-0544-GW **Lab Report Batch :** A7J100103 **Lab ID :** STLCAN

Sample Date : 10/09/2007 **Analysis Type: DL** **Sample Matrix :** AQ

Lab Sample ID: A7J100103019

Reviewed By / Date : Heather Medley 12/12/07 **Approved By / Date :**

Analyte Name	Result	Uncertainty / Error	Result Units	Lab Qual	Rep Res	Overall Qual*	Temp	HT	MB	LCS	MS	Lab Dup	Surr	Rep Limit	Moist Tot/Dis	Field QC	Tune	IC	ICV	CV / CCV	Reason Codes
Analysis Method : 8330						**Dilution: 0.99**															
1,3,5-Trinitrobenzene	0.099		ug/L	U	YES																
1,3-Dinitrobenzene	0.099		ug/L	U	YES																
2,4,6-TNT	0.099		ug/L	U	YES																
2,4-Dinitrotoluene	0.099		ug/L	U	YES																
2,6-Dinitrotoluene	0.099		ug/L	U	YES																
2-Amino-4,6-dinitrotoluene	0.099		ug/L	U	YES																
2-Nitrotoluene	0.50		ug/L	U	YES																
3-Nitrotoluene	0.50		ug/L	U	YES																
4-Amino-2,6-Dinitrotoluene	0.099		ug/L	U	YES																
4-Nitrotoluene	0.50		ug/L	U	YES																
HMX	0.099		ug/L	U	YES																
Nitrobenzene	0.099		ug/L	U	YES																
NITROGLYCERINE	0.64		ug/L	U	YES																
Pentaerythritol Tetranitrate (PETN)	0.64		ug/L	U	YES																
RDX	0.099		ug/L	U	YES																
TETRYL	0.099		ug/L	U	YES																

* Overall result qualifier reflects summation of qualifiers added during automated data review and any qualifiers added manually for categories not assessed by automated data review

Sample Qualification Report with Reason Codes (All Results sorted by Client Sample ID)

Client Sample ID : FWGLL4mw-199C-0544-GW **Lab Report Batch :** A7J100103 **Lab ID :** STLCAN

Sample Date : 10/09/2007 **Analysis Type: RES** **Sample Matrix :** AQ

Lab Sample ID: A7J100103019

Reviewed By / Date : Heather Medley 12/12/07 **Approved By / Date :**

Analyte Name	Result	Uncertainty / Error	Result Units	Lab Qual	Rep Res	Overall Qual*	Temp	HT	MB	LCS	MS	Lab Dup	Surr	Rep Limit	Moist Tot/Dis	Field QC	Tune	IC	ICV	CV / CCV	Reason Codes
Analysis Method : 353.2 Modified						**Dilution: 1**															
Nitrocellulose	0.50		mg/L	U	YES	UJ					UJ										I
Analysis Method : 8081A						**Dilution: 1**															
4,4'-DDD	0.030		ug/L	U	YES	UJ							UJ								Pj-,G-
4,4'-DDE	0.030		ug/L	U	YES	UJ							UJ								G-
4,4'-DDT	0.030		ug/L	U	YES	UJ							UJ								G-
Aldrin	0.030		ug/L	U	YES	UJ							UJ								G-
alpha-BHC	0.030		ug/L	U	YES	UJ							UJ								G-
alpha-Chordane	0.030		ug/L	U	YES	UJ							UJ								G-
beta-BHC	0.020		ug/L	J	YES	J							J	J							L
delta-BHC	0.030		ug/L	U	YES	UJ							UJ								G-
Dieldrin	0.030		ug/L	U	YES	UJ							UJ								G-
Endosulfan I	0.025		ug/L	U	YES	UJ				UJ			UJ								G-,J-
Endosulfan II	0.025		ug/L	U	YES	UJ							UJ								G-
Endosulfan sulfate	0.030		ug/L	U	YES	UJ							UJ								G-
Endrin	0.030		ug/L	U	YES	UJ							UJ								G-
Endrin aldehyde	0.030		ug/L	U	YES	UJ							UJ								G-
Endrin ketone	0.030		ug/L	U	YES	UJ							UJ								G-
gamma-BHC	0.030		ug/L	U	YES	UJ							UJ								G-
gamma-Chlordane	0.030		ug/L	U	YES	UJ							UJ								G-
Heptachlor	0.030		ug/L	U	YES	UJ							UJ								G-
Heptachlor epoxide	0.030		ug/L	U	YES	UJ							UJ								G-
Methoxychlor	0.10		ug/L	U	YES	UJ							UJ								G-
Toxaphene	2.0		ug/L	U	YES	UJ							UJ								G-
Analysis Method : 8082						**Dilution: 1**															
Aroclor 1016	0.50		ug/L	U	YES																
Aroclor 1221	0.50		ug/L	U	YES																
Aroclor 1232	0.50		ug/L	U	YES																
Aroclor 1242	0.50		ug/L	U	YES																
Aroclor 1248	0.50		ug/L	U	YES																
Aroclor 1254	0.50		ug/L	U	YES																
Aroclor 1260	0.50		ug/L	U	YES																
Analysis Method : 8260B						**Dilution: 1**															

* Overall result qualifier reflects summation of qualifiers added during automated data review and any qualifiers added manually for categories not assessed by automated data review

Sample Qualification Report with Reason Codes (All Results sorted by Client Sample ID)

Client Sample ID : FWGLL4mw-199C-0544-GW **Lab Report Batch :** A7J100103 **Lab ID :** STLCAN

Sample Date : 10/09/2007 **Analysis Type: RES** **Sample Matrix :** AQ

Lab Sample ID: A7J100103019

Reviewed By / Date : Heather Medley 12/12/07 **Approved By / Date :**

Analyte Name	Result	Uncertainty / Error	Result Units	Lab Qual	Rep Res	Overall Qual*	Temp	HT	MB	LCS	MS	Lab Dup	Surr	Rep Limit	Moist Tot/Dis	Field QC	Tune	IC	ICV	CV / CCV	Reason Codes
Analysis Method : 8260B						**Dilution: 1**															
1,1,1-Trichloroethane	1.0		ug/L	U	YES																
1,1,2,2-Tetrachloroethane	1.0		ug/L	U	YES																
1,1,2-Trichloroethane	1.0		ug/L	U	YES																
1,1-Dichloroethane	1.0		ug/L	U	YES																
1,1-Dichloroethene	1.0		ug/L	U	YES																
1,2-Dibromoethane	1.0		ug/L	U	YES																
1,2-Dichloroethane	1.0		ug/L	U	YES																
1,2-Dichloroethene (total)	1.0		ug/L	U	YES																
1,2-Dichloropropane	1.0		ug/L	U	YES																
2-Butanone	10		ug/L	U	YES																
2-Hexanone	10		ug/L	U	YES																
4-Methyl-2-pentanone	10		ug/L	U	YES																
Acetone	10		ug/L	U	YES																
Benzene	1.0		ug/L	U	YES																
Bromochloromethane	1.0		ug/L	U	YES																
Bromodichloromethane	1.0		ug/L	U	YES																
Bromoform	1.0		ug/L	U	YES																
Bromomethane	1.0		ug/L	U	YES																
Carbon disulfide	1.0		ug/L	U	YES																
Carbon tetrachloride	1.0		ug/L	U	YES																
Chlorobenzene	1.0		ug/L	U	YES																
Chloroethane	1.0		ug/L	U	YES																
Chloroform	1.0		ug/L	U	YES																
Chloromethane	1.0		ug/L	U	YES																
cis-1,2-Dichloroethene	1.0		ug/L	U	YES																
cis-1,3-Dichloropropene	1.0		ug/L	U	YES																
Dibromochloromethane	1.0		ug/L	U	YES																
Ethylbenzene	1.0		ug/L	U	YES																
M&P-XYLENES	2.0		ug/L	U	YES																
Methylene chloride	2.0		ug/L	U	YES																
o-Xylene	1.0		ug/L	U	YES																

* Overall result qualifier reflects summation of qualifiers added during automated data review and any qualifiers added manually for categories not assessed by automated data review

Sample Qualification Report with Reason Codes (All Results sorted by Client Sample ID)

Client Sample ID : FWGLL4mw-199C-0544-GW **Lab Report Batch :** A7J100103 **Lab ID :** STLCAN

Sample Date : 10/09/2007 **Analysis Type: RES** **Sample Matrix :** AQ

Lab Sample ID: A7J100103019

Reviewed By / Date : H Medley 12/12/2007 **Approved By / Date :**

Analyte Name	Result	Uncertainty / Error	Result Units	Lab Qual	Rep Res	Overall Qual*	Temp	HT	MB	LCS	MS	Lab Dup	Surr	Rep Limit	Moist Tot/Dis	Field QC	Tune	IC	ICV	CV / CCV	Reason Codes
Analysis Method : 8260B						**Dilution: 1**															
Styrene	1.0		ug/L	U	YES																
Tetrachloroethene	1.0		ug/L	U	YES																
Toluene	1.0		ug/L	U	YES																
TOTAL XYLENES	2.0		ug/L	U	YES																
trans-1,2-Dichloroethene	1.0		ug/L	U	YES																
trans-1,3-Dichloropropene	1.0		ug/L	U	YES																
Trichloroethene	1.0		ug/L	U	YES																
Vinyl chloride	1.0		ug/L	U	YES																
Analysis Method : 8270C						**Dilution: 1**															
1,2,4-Trichlorobenzene	1.0		ug/L	U	YES																
1,2-Dichlorobenzene	1.0		ug/L	U	YES																
1,3-Dichlorobenzene	1.0		ug/L	U	YES																
1,4-Dichlorobenzene	1.0		ug/L	U	YES																
2,2-OXYBIS (1-CHLOROPROPANE)	1.0		ug/L	U	YES																
2,4,5-Trichlorophenol	5.0		ug/L	U	YES																
2,4,6-Trichlorophenol	5.0		ug/L	U	YES																
2,4-Dichlorophenol	2.0		ug/L	U	YES																
2,4-Dimethylphenol	2.0		ug/L	U	YES																
2,4-Dinitrophenol	5.0		ug/L	U	YES	R															Pj-
2,4-Dinitrotoluene	5.0		ug/L	U	YES																
2,6-Dinitrotoluene	5.0		ug/L	U	YES																
2-Chloronaphthalene	1.0		ug/L	U	YES																
2-Chlorophenol	1.0		ug/L	U	YES																
2-Methylnaphthalene	0.20		ug/L	U	YES																
2-Methylphenol	1.0		ug/L	U	YES																
2-Nitroaniline	2.0		ug/L	U	YES																
2-Nitrophenol	2.0		ug/L	U	YES																
3,3'-Dichlorobenzidine	5.0		ug/L	U	YES																
3-Nitroaniline	2.0		ug/L	U	YES																
4,6-Dinitro-2-methylphenol	5.0		ug/L	U	YES	UJ															Pj-
4-Bromophenyl phenyl ether	2.0		ug/L	U	YES																

* Overall result qualifier reflects summation of qualifiers added during automated data review and any qualifiers added manually for categories not assessed by automated data review

Sample Qualification Report with Reason Codes (All Results sorted by Client Sample ID)

Client Sample ID : FWGLL4mw-199C-0544-GW **Lab Report Batch :** A7J100103 **Lab ID :** STLCAN

Sample Date : 10/09/2007 **Analysis Type: RES** **Sample Matrix :** AQ

Lab Sample ID: A7J100103019

Reviewed By / Date : H Medley 12/12/2007 **Approved By / Date :**

Analyte Name	Result	Uncertainty / Error	Result Units	Lab Qual	Rep Res	Overall Qual*	Temp	HT	MB	LCS	MS	Lab Dup	Surr	Rep Limit	Moist Tot/Dis	Field QC	Tune	IC	ICV	CV / CCV	Reason Codes
Analysis Method : 8270C						**Dilution: 1**															
4-Chloro-3-methylphenol	2.0		ug/L	U	YES																
4-Chloroaniline	2.0		ug/L	U	YES																
4-Chlorophenyl phenyl ether	2.0		ug/L	U	YES																
4-Methylphenol	1.0		ug/L	U	YES																
4-Nitroanaline	2.0		ug/L	U	YES																
4-Nitrophenol	5.0		ug/L	U	YES																
Acenaphthene	0.20		ug/L	U	YES																
Acenaphthylene	0.20		ug/L	U	YES																
Anthracene	0.20		ug/L	U	YES																
Benzo(a)anthracene	0.20		ug/L	U	YES																
Benzo(a)pyrene	0.20		ug/L	U	YES																
Benzo(b)fluoranthene	0.20		ug/L	U	YES																
BENZO(G,H,I)PERYLENE	0.20		ug/L	U	YES																
Benzo(k)fluoranthene	0.20		ug/L	U	YES																
Benzoic acid	10		ug/L	U	YES	R				R											J-
Benzyl alcohol	5.0		ug/L	U	YES																
bis(2-Chloroethoxy)methane	1.0		ug/L	U	YES																
bis(2-Chloroethyl) ether	1.0		ug/L	U	YES																
bis(2-Ethylhexyl) phthalate	1.3		ug/L	J B	YES	J								J							L
Butylbenzyl Phthalate	1.0		ug/L	U	YES																
Carbazole	1.0		ug/L	U	YES																
Chrysene	0.20		ug/L	U	YES																
dibenzo(a,h)anthracene	0.20		ug/L	U	YES																
Dibenzofuran	1.0		ug/L	U	YES																
Diethyl phthalate	1.0		ug/L	U	YES																
Dimethyl phthalate	1.0		ug/L	U	YES																
Di-n-butyl phthalate	1.0		ug/L	U	YES																
Di-n-octyl phthalate	1.0		ug/L	U	YES																
Fluoranthene	0.20		ug/L	U	YES																
Fluorene	0.20		ug/L	U	YES																
Hexachlorobenzene	0.20		ug/L	U	YES																

* Overall result qualifier reflects summation of qualifiers added during automated data review and any qualifiers added manually for categories not assessed by automated data review

Sample Qualification Report with Reason Codes (All Results sorted by Client Sample ID)

Client Sample ID : FWGLL4mw-199C-0544-GW **Lab Report Batch :** A7J100103 **Lab ID :** STLCAN

Sample Date : 10/09/2007 **Analysis Type: RES** **Sample Matrix :** AQ

Lab Sample ID: A7J100103019

Reviewed By / Date : H Medley 12/12/2007 **Approved By / Date :**

Analyte Name	Result	Uncertainty / Error	Result Units	Lab Qual	Rep Res	Overall Qual*	Temp	HT	MB	LCS	MS	Lab Dup	Surr	Rep Limit	Moist Tot/Dis	Field QC	Tune	IC	ICV	CV / CCV	Reason Codes
Analysis Method : 8270C						**Dilution: 1**															
Hexachlorobutadiene	1.0		ug/L	U	YES																
Hexachlorocyclopentadiene	10		ug/L	U	YES	R				R											J-
Hexachloroethane	1.0		ug/L	U	YES																
Indeno(1,2,3-cd)pyrene	0.20		ug/L	U	YES																
Isophorone	1.0		ug/L	U	YES																
Naphthalene	0.20		ug/L	U	YES																
Nitrobenzene	1.0		ug/L	U	YES																
N-nitroso-di-n-propylamine	1.0		ug/L	U	YES																
N-Nitrosodiphenylamine	1.0		ug/L	U	YES																
Pentachlorophenol	5.0		ug/L	U	YES	UJ															Pj-
Phenanthrene	0.20		ug/L	U	YES																
Phenol	1.0		ug/L	U	YES																
Pyrene	0.20		ug/L	U	YES																
Analysis Method : 9012A						**Dilution: 1**															
Cyanide	0.010		mg/L	U	YES																
Analysis Method : SW8330 Modified						**Dilution: 1**															
Nitroguanidine	20		ug/L	U	YES																

* Overall result qualifier reflects summation of qualifiers added during automated data review and any qualifiers added manually for categories not assessed by automated data review

Sample Qualification Report with Reason Codes (All Results sorted by Client Sample ID)

Client Sample ID : FWGRQLmw-007C-0545-GF **Lab Report Batch :** A7J100103 **Lab ID :** STLCAN

Sample Date : 10/09/2007 **Analysis Type: RES** **Sample Matrix :** AQ

Lab Sample ID: A7J100103029

Reviewed By / Date : Heather Medley 12/12/07 **Approved By / Date :**

Analyte Name	Result	Uncertainty / Error	Result Units	Lab Qual	Rep Res	Overall Qual*	Temp	HT	MB	LCS	MS	Lab Dup	Surr	Rep Limit	Moist Tot/Dis	Field QC	Tune	IC	ICV	CV / CCV	Reason Codes
Analysis Method : 6860						**Dilution: 1**															
Perchlorate	0.10		ug/L	U	YES																

* Overall result qualifier reflects summation of qualifiers added during automated data review and any qualifiers added manually for categories not assessed by automated data review

Sample Qualification Report with Reason Codes (All Results sorted by Client Sample ID)

Client Sample ID : FWGRQLmw-007C-0545-GF
Lab Report Batch : A7J100103
Lab ID : STLCAN
Sample Date : 10/09/2007
Analysis Type: RES/TOT
Sample Matrix : AQ
Lab Sample ID: A7J100103029

Reviewed By / Date : H Medley 12/12/2007
Approved By / Date :

Analyte Name	Result	Uncertainty / Error	Result Units	Lab Qual	Rep Res	Overall Qual*	Temp	HT	MB	LCS	MS	Lab Dup	Surr	Rep Limit	Moist Tot/Dis	Field QC	Tune	IC	ICV	CV / CCV	Reason Codes
Analysis Method : 6010B						**Dilution: 1**															
Arsenic	51.4		ug/L		YES																
Barium	55.7		ug/L	J	YES																
Calcium	140000		ug/L	J	YES																
Chromium	5.0		ug/L	U	YES																
Cobalt	6.9		ug/L		YES	J						J									Z
Copper	5.0		ug/L	U	YES																
Lead	3.0		ug/L	U	YES																
Magnesium	106000		ug/L	J	YES																
Manganese	2730		ug/L	J	YES																
Nickel	12.3		ug/L		YES																
Potassium	8750		ug/L	J	YES																
Selenium	5.0		ug/L	U	YES																
Silver	5.0		ug/L	U	YES	R															Pj-
Sodium	10400		ug/L		YES																
Vanadium	10.0		ug/L	U	YES																
Analysis Method : 6020						**Dilution: 1**															
Aluminum	15.3		ug/L	B	YES	J								J							L
Antimony	2.0		ug/L	U	YES																
Beryllium	1.0		ug/L	U	YES																
Cadmium	0.50		ug/L	U	YES																
Iron	20800		ug/L		YES																
Thallium	1.0		ug/L	U	YES																
Zinc	13.4		ug/L	J	YES																
Analysis Method : 7470A						**Dilution: 1**															
Mercury	0.20		ug/L	U	YES																

* Overall result qualifier reflects summation of qualifiers added during automated data review and any qualifiers added manually for categories not assessed by automated data review

Sample Qualification Report with Reason Codes (All Results sorted by Client Sample ID)

Client Sample ID : FWGRQLmw-007C-0545-GW **Lab Report Batch :** A7J100103 **Lab ID :** STLCAN

Sample Date : 10/09/2007 **Analysis Type: DL** **Sample Matrix :** AQ

Lab Sample ID: A7J100103028

Reviewed By / Date : Heather Kelley 12/12/07 **Approved By / Date :**

Analyte Name	Result	Uncertainty / Error	Result Units	Lab Qual	Rep Res	Overall Qual*	Temp	HT	MB	LCS	MS	Lab Dup	Surr	Rep Limit	Moist Tot/Dis	Field QC	Tune	IC	ICV	CV / CCV	Reason Codes
Analysis Method : 8330						**Dilution: 1.19**															
1,3,5-Trinitrobenzene	0.12		ug/L	U	YES																
1,3-Dinitrobenzene	0.12		ug/L	U	YES																
2,4,6-TNT	0.12		ug/L	U	YES																
2,4-Dinitrotoluene	0.12		ug/L	U	YES																
2,6-Dinitrotoluene	0.12		ug/L	U	YES																
2-Amino-4,6-dinitrotoluene	0.12		ug/L	U	YES																
2-Nitrotoluene	0.60		ug/L	U	YES																
3-Nitrotoluene	0.60		ug/L	U	YES																
4-Amino-2,6-Dinitrotoluene	0.12		ug/L	U	YES																
4-Nitrotoluene	0.60		ug/L	U	YES																
HMX	0.12		ug/L	U	YES																
Nitrobenzene	0.12		ug/L	U	YES																
NITROGLYCERINE	0.77		ug/L	U	YES																
Pentaerythritol Tetranitrate (PETN)	0.77		ug/L	U	YES																
RDX	0.12		ug/L	U	YES																
TETRYL	0.12		ug/L	U	YES																

* Overall result qualifier reflects summation of qualifiers added during automated data review and any qualifiers added manually for categories not assessed by automated data review

Sample Qualification Report with Reason Codes (All Results sorted by Client Sample ID)

Client Sample ID : FWGRQLmw-007C-0545-GW **Lab Report Batch :** A7J100103 **Lab ID :** STLCAN

Sample Date : 10/09/2007 **Analysis Type: RES** **Sample Matrix :** AQ

Lab Sample ID: A7J100103028

Reviewed By / Date : Heather Medley 12/12/07 **Approved By / Date :**

Analyte Name	Result	Uncertainty / Error	Result Units	Lab Qual	Rep Res	Overall Qual*	Temp	HT	MB	LCS	MS	Lab Dup	Surr	Rep Limit	Moist Tot/Dis	Field QC	Tune	IC	ICV	CV / CCV	Reason Codes
Analysis Method : 353.2 Modified						**Dilution: 1**															
Nitrocellulose	0.50		mg/L	U	YES	UJ					UJ										I
Analysis Method : 8081A						**Dilution: 1**															
4,4'-DDD	0.030		ug/L	U	YES	UJ							UJ								Pj-,G-
4,4'-DDE	0.030		ug/L	U	YES	UJ							UJ								G-
4,4'-DDT	0.030		ug/L	U	YES	UJ							UJ								G-
Aldrin	0.030		ug/L	U	YES	UJ							UJ								G-
alpha-BHC	0.030		ug/L	U	YES	UJ							UJ								G-
alpha-Chordane	0.030		ug/L	U	YES	UJ							UJ								G-
beta-BHC	0.0098		ug/L	J	YES	J							J	J							L
delta-BHC	0.030		ug/L	U	YES	UJ							UJ								G-
Dieldrin	0.030		ug/L	U	YES	UJ							UJ								G-
Endosulfan I	0.025		ug/L	U	YES	UJ				UJ			UJ								G-,J-
Endosulfan II	0.025		ug/L	U	YES	UJ							UJ								G-
Endosulfan sulfate	0.030		ug/L	U	YES	UJ							UJ								G-
Endrin	0.030		ug/L	U	YES	UJ							UJ								G-
Endrin aldehyde	0.030		ug/L	U	YES	UJ							UJ								G-
Endrin ketone	0.030		ug/L	U	YES	UJ							UJ								G-
gamma-BHC	0.030		ug/L	U	YES	UJ							UJ								G-
gamma-Chlordane	0.030		ug/L	U	YES	UJ							UJ								G-
Heptachlor	0.030		ug/L	U	YES	UJ							UJ								G-
Heptachlor epoxide	0.030		ug/L	U	YES	UJ							UJ								G-
Methoxychlor	0.10		ug/L	U	YES	UJ							UJ								G-
Toxaphene	2.0		ug/L	U	YES	UJ							UJ								G-
Analysis Method : 8082						**Dilution: 1**															
Aroclor 1016	0.50		ug/L	U	YES	UJ							UJ								G-
Aroclor 1221	0.50		ug/L	U	YES	UJ							UJ								G-
Aroclor 1232	0.50		ug/L	U	YES	UJ							UJ								G-
Aroclor 1242	0.50		ug/L	U	YES	UJ							UJ								G-
Aroclor 1248	0.50		ug/L	U	YES	UJ							UJ								G-
Aroclor 1254	0.50		ug/L	U	YES	UJ							UJ								G-
Aroclor 1260	0.50		ug/L	U	YES	UJ							UJ								G-
Analysis Method : 8260B						**Dilution: 1**															

* Overall result qualifier reflects summation of qualifiers added during automated data review and any qualifiers added manually for categories not assessed by automated data review

Sample Qualification Report with Reason Codes (All Results sorted by Client Sample ID)

Client Sample ID : FWGRQLmw-007C-0545-GW **Lab Report Batch :** A7J100103 **Lab ID :** STLCAN

Sample Date : 10/09/2007 **Analysis Type: RES** **Sample Matrix :** AQ

Lab Sample ID: A7J100103028

Reviewed By / Date : Heather Medley 12/12/07 **Approved By / Date :**

Analyte Name	Result	Uncertainty / Error	Result Units	Lab Qual	Rep Res	Overall Qual*	Temp	HT	MB	LCS	MS	Lab Dup	Surr	Rep Limit	Moist Tot/Dis	Field QC	Tune	IC	ICV	CV / CCV	Reason Codes
Analysis Method : 8260B						**Dilution: 1**															
1,1,1-Trichloroethane	1.0		ug/L	U	YES																
1,1,2,2-Tetrachloroethane	1.0		ug/L	U	YES																
1,1,2-Trichloroethane	1.0		ug/L	U	YES																
1,1-Dichloroethane	1.0		ug/L	U	YES																
1,1-Dichloroethene	1.0		ug/L	U	YES																
1,2-Dibromoethane	1.0		ug/L	U	YES																
1,2-Dichloroethane	1.0		ug/L	U	YES																
1,2-Dichloroethene (total)	1.0		ug/L	U	YES																
1,2-Dichloropropane	1.0		ug/L	U	YES																
2-Butanone	10		ug/L	U	YES																
2-Hexanone	10		ug/L	U	YES																
4-Methyl-2-pentanone	10		ug/L	U	YES																
Acetone	10		ug/L	U	YES																
Benzene	1.0		ug/L	U	YES																
Bromochloromethane	1.0		ug/L	U	YES																
Bromodichloromethane	1.0		ug/L	U	YES																
Bromoform	1.0		ug/L	U	YES																
Bromomethane	1.0		ug/L	U	YES																
Carbon disulfide	1.0		ug/L	U	YES																
Carbon tetrachloride	1.0		ug/L	U	YES																
Chlorobenzene	1.0		ug/L	U	YES																
Chloroethane	1.0		ug/L	U	YES																
Chloroform	1.0		ug/L	U	YES																
Chloromethane	1.0		ug/L	U	YES																
cis-1,2-Dichloroethene	1.0		ug/L	U	YES																
cis-1,3-Dichloropropene	1.0		ug/L	U	YES																
Dibromochloromethane	1.0		ug/L	U	YES																
Ethylbenzene	1.0		ug/L	U	YES																
M&P-XYLENES	2.0		ug/L	U	YES																
Methylene chloride	2.0		ug/L	U	YES																
o-Xylene	1.0		ug/L	U	YES																

* Overall result qualifier reflects summation of qualifiers added during automated data review and any qualifiers added manually for categories not assessed by automated data review

Sample Qualification Report with Reason Codes (All Results sorted by Client Sample ID)

Client Sample ID : FWGRQLmw-007C-0545-GW **Lab Report Batch :** A7J100103 **Lab ID :** STLCAN

Sample Date : 10/09/2007 **Analysis Type: RES** **Sample Matrix :** AQ

Lab Sample ID: A7J100103028

Reviewed By / Date : H Medley 12/12/2007 **Approved By / Date :**

Analyte Name	Result	Uncertainty / Error	Result Units	Lab Qual	Rep Res	Overall Qual*	Temp	HT	MB	LCS	MS	Lab Dup	Surr	Rep Limit	Moist Tot/Dis	Field QC	Tune	IC	ICV	CV / CCV	Reason Codes
Analysis Method : 8260B						**Dilution: 1**															
Styrene	1.0		ug/L	U	YES																
Tetrachloroethene	1.0		ug/L	U	YES																
Toluene	1.0		ug/L	U	YES																
TOTAL XYLENES	2.0		ug/L	U	YES																
trans-1,2-Dichloroethene	1.0		ug/L	U	YES																
trans-1,3-Dichloropropene	1.0		ug/L	U	YES																
Trichloroethene	1.0		ug/L	U	YES																
Vinyl chloride	1.0		ug/L	U	YES																
Analysis Method : 8270C						**Dilution: 1**															
1,2,4-Trichlorobenzene	1.0		ug/L	U	YES	UJ							UJ								G-
1,2-Dichlorobenzene	1.0		ug/L	U	YES	UJ							UJ								G-
1,3-Dichlorobenzene	1.0		ug/L	U	YES	UJ							UJ								G-
1,4-Dichlorobenzene	1.0		ug/L	U	YES	UJ							UJ								G-
2,2-OXYBIS (1-CHLOROPROPANE)	1.0		ug/L	U	YES	UJ							UJ								G-
2,4,5-Trichlorophenol	5.0		ug/L	U	YES	UJ							UJ								G-
2,4,6-Trichlorophenol	5.0		ug/L	U	YES	UJ							UJ								G-
2,4-Dichlorophenol	2.0		ug/L	U	YES	UJ							UJ								G-
2,4-Dimethylphenol	2.0		ug/L	U	YES	UJ							UJ								G-
2,4-Dinitrophenol	5.0		ug/L	U	YES	R							UJ								Pj-,G-
2,4-Dinitrotoluene	5.0		ug/L	U	YES	UJ							UJ								G-
2,6-Dinitrotoluene	5.0		ug/L	U	YES	UJ							UJ								G-
2-Chloronaphthalene	1.0		ug/L	U	YES	UJ							UJ								G-
2-Chlorophenol	1.0		ug/L	U	YES	UJ							UJ								G-
2-Methylnaphthalene	0.20		ug/L	U	YES	UJ							UJ								G-
2-Methylphenol	1.0		ug/L	U	YES	UJ							UJ								G-
2-Nitroaniline	2.0		ug/L	U	YES	UJ							UJ								G-
2-Nitrophenol	2.0		ug/L	U	YES	UJ							UJ								G-
3,3'-Dichlorobenzidine	5.0		ug/L	U	YES	UJ							UJ								G-
3-Nitroaniline	2.0		ug/L	U	YES	UJ							UJ								G-
4,6-Dinitro-2-methylphenol	5.0		ug/L	U	YES	UJ							UJ								Pj-,G-
4-Bromophenyl phenyl ether	2.0		ug/L	U	YES	UJ							UJ								G-

* Overall result qualifier reflects summation of qualifiers added during automated data review and any qualifiers added manually for categories not assessed by automated data review

Sample Qualification Report with Reason Codes (All Results sorted by Client Sample ID)

Client Sample ID : FWGRQLmw-007C-0545-GW **Lab Report Batch :** A7J100103 **Lab ID :** STLCAN

Sample Date : 10/09/2007 **Analysis Type: RES** **Sample Matrix :** AQ

Lab Sample ID: A7J100103028

Reviewed By / Date : H Medley 12/12/2007 **Approved By / Date :**

Analyte Name	Result	Uncertainty / Error	Result Units	Lab Qual	Rep Res	Overall Qual*	Temp	HT	MB	LCS	MS	Lab Dup	Surr	Rep Limit	Moist Tot/Dis	Field QC	Tune	IC	ICV	CV / CCV	Reason Codes
Analysis Method : 8270C						**Dilution: 1**															
4-Chloro-3-methylphenol	2.0		ug/L	U	YES	UJ							UJ								G-
4-Chloroaniline	2.0		ug/L	U	YES	UJ							UJ								G-
4-Chlorophenyl phenyl ether	2.0		ug/L	U	YES	UJ							UJ								G-
4-Methylphenol	1.0		ug/L	U	YES	UJ							UJ								G-
4-Nitroanaline	2.0		ug/L	U	YES	UJ							UJ								G-
4-Nitrophenol	5.0		ug/L	U	YES	UJ							UJ								G-
Acenaphthene	0.20		ug/L	U	YES	UJ							UJ								G-
Acenaphthylene	0.20		ug/L	U	YES	UJ							UJ								G-
Anthracene	0.20		ug/L	U	YES	UJ							UJ								G-
Benzo(a)anthracene	0.20		ug/L	U	YES	UJ							UJ								G-
Benzo(a)pyrene	0.20		ug/L	U	YES	UJ							UJ								G-
Benzo(b)fluoranthene	0.20		ug/L	U	YES	UJ							UJ								G-
BENZO(G,H,I)PERYLENE	0.20		ug/L	U	YES	UJ							UJ								G-
Benzo(k)fluoranthene	0.20		ug/L	U	YES	UJ							UJ								G-
Benzoic acid	10		ug/L	U	YES	R				R			UJ								G-,J-
Benzyl alcohol	5.0		ug/L	U	YES	UJ							UJ								G-
bis(2-Chloroethoxy)methane	1.0		ug/L	U	YES	UJ							UJ								G-
bis(2-Chloroethyl) ether	1.0		ug/L	U	YES	UJ							UJ								G-
bis(2-Ethylhexyl) phthalate	10		ug/L	U	YES	UJ							UJ								G-
Butylbenzyl Phthalate	1.0		ug/L	U	YES	UJ							UJ								G-
Carbazole	1.0		ug/L	U	YES	UJ							UJ								G-
Chrysene	0.20		ug/L	U	YES	UJ							UJ								G-
dibenzo(a,h)anthracene	0.20		ug/L	U	YES	UJ							UJ								G-
Dibenzofuran	1.0		ug/L	U	YES	UJ							UJ								G-
Diethyl phthalate	1.0		ug/L	U	YES	UJ							UJ								G-
Dimethyl phthalate	1.0		ug/L	U	YES	UJ							UJ								G-
Di-n-butyl phthalate	1.0		ug/L	U	YES	UJ							UJ								G-
Di-n-octyl phthalate	1.0		ug/L	U	YES	UJ							UJ								G-
Fluoranthene	0.20		ug/L	U	YES	UJ							UJ								G-
Fluorene	0.20		ug/L	U	YES	UJ							UJ								G-
Hexachlorobenzene	0.20		ug/L	U	YES	UJ							UJ								G-

* Overall result qualifier reflects summation of qualifiers added during automated data review and any qualifiers added manually for categories not assessed by automated data review

Sample Qualification Report with Reason Codes (All Results sorted by Client Sample ID)

Client Sample ID : FWGRQLmw-007C-0545-GW **Lab Report Batch :** A7J100103 **Lab ID :** STLCAN

Sample Date : 10/09/2007 **Analysis Type: RES** **Sample Matrix :** AQ

Lab Sample ID: A7J100103028

Reviewed By / Date : H Medley 12/12/2007 **Approved By / Date :**

Analyte Name	Result	Uncertainty / Error	Result Units	Lab Qual	Rep Res	Overall Qual*	Temp	HT	MB	LCS	MS	Lab Dup	Surr	Rep Limit	Moist Tot/Dis	Field QC	Tune	IC	ICV	CV / CCV	Reason Codes
Analysis Method : 8270C						**Dilution: 1**															
Hexachlorobutadiene	1.0		ug/L	U	YES	UJ							UJ								G-
Hexachlorocyclopentadiene	10		ug/L	U	YES	R				R			UJ								G-,J-
Hexachloroethane	1.0		ug/L	U	YES	UJ							UJ								G-
Indeno(1,2,3-cd)pyrene	0.20		ug/L	U	YES	UJ							UJ								G-
Isophorone	1.0		ug/L	U	YES	UJ							UJ								G-
Naphthalene	0.20		ug/L	U	YES	UJ							UJ								G-
Nitrobenzene	1.0		ug/L	U	YES	UJ							UJ								G-
N-nitroso-di-n-propylamine	1.0		ug/L	U	YES	UJ							UJ								G-
N-Nitrosodiphenylamine	1.0		ug/L	U	YES	UJ							UJ								G-
Pentachlorophenol	5.0		ug/L	U	YES	UJ							UJ								Pj-,G-
Phenanthrene	0.20		ug/L	U	YES	UJ							UJ								G-
Phenol	1.0		ug/L	U	YES	UJ							UJ								G-
Pyrene	0.20		ug/L	U	YES	UJ							UJ								G-
Analysis Method : 9012A						**Dilution: 1**															
Cyanide	0.010		mg/L	U	YES																
Analysis Method : SW8330 Modified						**Dilution: 1**															
Nitroguanidine	20		ug/L	U	YES																

* Overall result qualifier reflects summation of qualifiers added during automated data review and any qualifiers added manually for categories not assessed by automated data review

Sample Qualification Report with Reason Codes (All Results sorted by Client Sample ID)

Client Sample ID : FWGRQLmw-008C-0546-GF **Lab Report Batch :** A7J100103 **Lab ID :** STLCAN

Sample Date : 10/09/2007 **Analysis Type: DL1/TOT** **Sample Matrix :** AQ

Lab Sample ID: A7J100103006

Reviewed By / Date : Heather McCoy 12/12/07 **Approved By / Date :**

Analyte Name	Result	Uncertainty / Error	Result Units	Lab Qual	Rep Res	Overall Qual*	Temp	HT	MB	LCS	MS	Lab Dup	Surr	Rep Limit	Moist Tot/Dis	Field QC	Tune	IC	ICV	CV / CCV	Reason Codes
Analysis Method : 6020						**Dilution: 10**															
Iron	141000		ug/L		YES																

* Overall result qualifier reflects summation of qualifiers added during automated data review and any qualifiers added manually for categories not assessed by automated data review

Sample Qualification Report with Reason Codes (All Results sorted by Client Sample ID)

Client Sample ID : FWGRQLmw-008C-0546-GF **Lab Report Batch :** A7J100103 **Lab ID :** STLCAN

Sample Date : 10/09/2007 **Analysis Type: RES** **Sample Matrix :** AQ

Lab Sample ID: A7J100103006

Reviewed By / Date : Heather Mallory 12/12/07 **Approved By / Date :**

Analyte Name	Result	Uncertainty / Error	Result Units	Lab Qual	Rep Res	Overall Qual*	Temp	HT	MB	LCS	MS	Lab Dup	Surr	Rep Limit	Moist Tot/Dis	Field QC	Tune	IC	ICV	CV / CCV	Reason Codes
Analysis Method : 6860						**Dilution: 1**															
Perchlorate	0.10		ug/L	U	YES																

* Overall result qualifier reflects summation of qualifiers added during automated data review and any qualifiers added manually for categories not assessed by automated data review

Sample Qualification Report with Reason Codes (All Results sorted by Client Sample ID)

Client Sample ID : FWGRQLmw-008C-0546-GF **Lab Report Batch :** A7J100103 **Lab ID :** STLCAN

Sample Date : 10/09/2007 **Analysis Type: RES/TOT** **Sample Matrix :** AQ

Lab Sample ID: A7J100103006

Reviewed By / Date : Heather Medley 12/12/07 **Approved By / Date :**

Analyte Name	Result	Uncertainty / Error	Result Units	Lab Qual	Rep Res	Overall Qual*	Temp	HT	MB	LCS	MS	Lab Dup	Surr	Rep Limit	Moist Tot/Dis	Field QC	Tune	IC	ICV	CV / CCV	Reason Codes
Analysis Method : 6010B						**Dilution: 1**															
Arsenic	61.2		ug/L		YES																
Barium	173		ug/L	J	YES																
Calcium	84800		ug/L	J	YES																
Chromium	5.0		ug/L	U	YES																
Cobalt	5.3		ug/L		YES	J						J									Z
Copper	5.0		ug/L	U	YES																
Lead	3.0		ug/L	U	YES																
Magnesium	36700		ug/L	J	YES																
Manganese	1280		ug/L	J	YES																
Nickel	17.6		ug/L		YES																
Potassium	6990		ug/L	J	YES																
Selenium	5.0		ug/L	U	YES																
Silver	2.2		ug/L	B	YES	J						J		J							L, Z, R
Sodium	19700		ug/L		YES																
Vanadium	1.3		ug/L	B	YES	J						J		J							L, Z
Analysis Method : 6020						**Dilution: 1**															
Aluminum	50.0		ug/L	U	YES																
Antimony	2.0		ug/L	U	YES																
Beryllium	0.77		ug/L	B	YES	J								J							L
Cadmium	0.50		ug/L	U	YES																
Thallium	1.0		ug/L	U	YES																
Zinc	6.6		ug/L	B J	YES	J								J							L
Analysis Method : 7470A						**Dilution: 1**															
Mercury	0.20		ug/L	U	YES																

* Overall result qualifier reflects summation of qualifiers added during automated data review and any qualifiers added manually for categories not assessed by automated data review

Sample Qualification Report with Reason Codes (All Results sorted by Client Sample ID)

Client Sample ID : FWGRQLmw-008C-0546-GW **Lab Report Batch :** A7J100103 **Lab ID :** STLCAN

Sample Date : 10/09/2007 **Analysis Type: DL** **Sample Matrix :** AQ

Lab Sample ID: A7J100103005

Reviewed By / Date : Heather Mallery 12/12/07 **Approved By / Date :**

Analyte Name	Result	Uncertainty / Error	Result Units	Lab Qual	Rep Res	Overall Qual*	Temp	HT	MB	LCS	MS	Lab Dup	Surr	Rep Limit	Moist Tot/Dis	Field QC	Tune	IC	ICV	CV / CCV	Reason Codes
Analysis Method : 8330						**Dilution: 0.97**															
1,3,5-Trinitrobenzene	0.41		ug/L	PG	YES	J															PJ
1,3-Dinitrobenzene	0.097		ug/L	U	YES																
2,4,6-TNT	0.097		ug/L	U	YES																
2,4-Dinitrotoluene	0.097		ug/L	U	YES																
2,6-Dinitrotoluene	0.097		ug/L	U	YES																
2-Amino-4,6-dinitrotoluene	0.097		ug/L	U	YES																
2-Nitrotoluene	0.48		ug/L	U	YES																
3-Nitrotoluene	0.48		ug/L	U	YES																
4-Amino-2,6-Dinitrotoluene	0.097		ug/L	U	YES																
4-Nitrotoluene	0.48		ug/L	U	YES																
HMX	0.097		ug/L	U	YES																
Nitrobenzene	0.097		ug/L	U	YES																
NITROGLYCERINE	0.63		ug/L	U	YES																
Pentaerythritol Tetranitrate (PETN)	0.63		ug/L	U	YES																
RDX	0.097		ug/L	U	YES																
TETRYL	0.097		ug/L	U	YES																

* Overall result qualifier reflects summation of qualifiers added during automated data review and any qualifiers added manually for categories not assessed by automated data review

Sample Qualification Report with Reason Codes (All Results sorted by Client Sample ID)

Client Sample ID : FWGRQLmw-008C-0546-GW **Lab Report Batch :** A7J100103 **Lab ID :** STLCAN

Sample Date : 10/09/2007 **Analysis Type: RES** **Sample Matrix :** AQ

Lab Sample ID: A7J100103005

Reviewed By / Date : Heather Medley 12/12/07 **Approved By / Date :**

Analyte Name	Result	Uncertainty / Error	Result Units	Lab Qual	Rep Res	Overall Qual*	Temp	HT	MB	LCS	MS	Lab Dup	Surr	Rep Limit	Moist Tot/Dis	Field QC	Tune	IC	ICV	CV / CCV	Reason Codes
Analysis Method : 353.2 Modified						**Dilution: 1**															
Nitrocellulose	0.50		mg/L	U	YES	UJ					UJ										I
Analysis Method : 8081A						**Dilution: 1**															
4,4'-DDD	0.030		ug/L	U	YES	UJ							UJ								Pj-,G-
4,4'-DDE	0.030		ug/L	U	YES	UJ							UJ								G-
4,4'-DDT	0.030		ug/L	U	YES	UJ							UJ								G-
Aldrin	0.030		ug/L	U	YES	UJ							UJ								G-
alpha-BHC	0.030		ug/L	U	YES	UJ							UJ								G-
alpha-Chordane	0.030		ug/L	U	YES	UJ							UJ								G-
beta-BHC	0.035		ug/L		YES	J							J								
delta-BHC	0.030		ug/L	U	YES	UJ							UJ								G-
Dieldrin	0.030		ug/L	U	YES	UJ							UJ								G-
Endosulfan I	0.025		ug/L	U	YES	UJ				UJ			UJ								G-,J-
Endosulfan II	0.025		ug/L	U	YES	UJ							UJ								G-
Endosulfan sulfate	0.030		ug/L	U	YES	UJ							UJ								G-
Endrin	0.030		ug/L	U	YES	UJ							UJ								G-
Endrin aldehyde	0.030		ug/L	U	YES	UJ							UJ								G-
Endrin ketone	0.030		ug/L	U	YES	UJ							UJ								G-
gamma-BHC	0.030		ug/L	U	YES	UJ							UJ								G-
gamma-Chlordane	0.030		ug/L	U	YES	UJ							UJ								G-
Heptachlor	0.030		ug/L	U	YES	UJ							UJ								G-
Heptachlor epoxide	0.030		ug/L	U	YES	UJ							UJ								G-
Methoxychlor	0.055		ug/L	J	YES	J							J	J							L
Toxaphene	0.64		ug/L	J	YES	J							J	J							L
Analysis Method : 8082						**Dilution: 1**															
Aroclor 1016	0.50		ug/L	U	YES	UJ							UJ								G-
Aroclor 1221	0.50		ug/L	U	YES	UJ							UJ								G-
Aroclor 1232	0.50		ug/L	U	YES	UJ							UJ								G-
Aroclor 1242	0.50		ug/L	U	YES	UJ							UJ								G-
Aroclor 1248	0.50		ug/L	U	YES	UJ							UJ								G-
Aroclor 1254	0.50		ug/L	U	YES	UJ							UJ								G-
Aroclor 1260	0.50		ug/L	U	YES	UJ							UJ								G-
Analysis Method : 8260B						**Dilution: 1**															

* Overall result qualifier reflects summation of qualifiers added during automated data review and any qualifiers added manually for categories not assessed by automated data review

Sample Qualification Report with Reason Codes (All Results sorted by Client Sample ID)

Client Sample ID : FWGRQLmw-008C-0546-GW **Lab Report Batch :** A7J100103 **Lab ID :** STLCAN

Sample Date : 10/09/2007 **Analysis Type: RES** **Sample Matrix :** AQ

Lab Sample ID: A7J100103005

Reviewed By / Date : Heather McCloy 12/12/07 **Approved By / Date :**

Analyte Name	Result	Uncertainty / Error	Result Units	Lab Qual	Rep Res	Overall Qual*	Temp	HT	MB	LCS	MS	Lab Dup	Surr	Rep Limit	Moist Tot/Dis	Field QC	Tune	IC	ICV	CV / CCV	Reason Codes
Analysis Method : 8260B						**Dilution: 1**															
1,1,1-Trichloroethane	1.0		ug/L	U	YES																
1,1,2,2-Tetrachloroethane	1.0		ug/L	U	YES																
1,1,2-Trichloroethane	1.0		ug/L	U	YES																
1,1-Dichloroethane	1.0		ug/L	U	YES																
1,1-Dichloroethene	1.0		ug/L	U	YES																
1,2-Dibromoethane	1.0		ug/L	U	YES																
1,2-Dichloroethane	1.0		ug/L	U	YES																
1,2-Dichloroethene (total)	1.0		ug/L	U	YES																
1,2-Dichloropropane	1.0		ug/L	U	YES																
2-Butanone	10		ug/L	U	YES																
2-Hexanone	10		ug/L	U	YES																
4-Methyl-2-pentanone	10		ug/L	U	YES																
Acetone	10		ug/L	U	YES	UJ					UJ										I
Benzene	1.0		ug/L	U	YES																
Bromochloromethane	1.0		ug/L	U	YES																
Bromodichloromethane	1.0		ug/L	U	YES																
Bromoform	1.0		ug/L	U	YES																
Bromomethane	1.0		ug/L	U	YES																
Carbon disulfide	3.1		ug/L		YES																
Carbon tetrachloride	1.0		ug/L	U	YES																
Chlorobenzene	1.0		ug/L	U	YES																
Chloroethane	1.0		ug/L	U	YES																
Chloroform	1.0		ug/L	U	YES																
Chloromethane	1.0		ug/L	U	YES																
cis-1,2-Dichloroethene	1.0		ug/L	U	YES																
cis-1,3-Dichloropropene	1.0		ug/L	U	YES																
Dibromochloromethane	1.0		ug/L	U	YES																
Ethylbenzene	1.0		ug/L	U	YES																
M&P-XYLENES	2.0		ug/L	U	YES																
Methylene chloride	2.0		ug/L	U	YES																
o-Xylene	1.0		ug/L	U	YES																

* Overall result qualifier reflects summation of qualifiers added during automated data review and any qualifiers added manually for categories not assessed by automated data review

Sample Qualification Report with Reason Codes (All Results sorted by Client Sample ID)

Client Sample ID : FWGRQLmw-008C-0546-GW **Lab Report Batch :** A7J100103 **Lab ID :** STLCAN

Sample Date : 10/09/2007 **Analysis Type: RES** **Sample Matrix :** AQ

Lab Sample ID: A7J100103005

Reviewed By / Date : H Medley 12/12/2007 **Approved By / Date :**

Analyte Name	Result	Uncertainty / Error	Result Units	Lab Qual	Rep Res	Overall Qual*	Temp	HT	MB	LCS	MS	Lab Dup	Surr	Rep Limit	Moist Tot/Dis	Field QC	Tune	IC	ICV	CV / CCV	Reason Codes
Analysis Method : 8260B						**Dilution: 1**															
Styrene	1.0		ug/L	U	YES																
Tetrachloroethene	1.0		ug/L	U	YES																
Toluene	1.0		ug/L	U	YES																
TOTAL XYLENES	2.0		ug/L	U	YES																
trans-1,2-Dichloroethene	1.0		ug/L	U	YES																
trans-1,3-Dichloropropene	1.0		ug/L	U	YES																
Trichloroethene	1.0		ug/L	U	YES																
Vinyl chloride	1.0		ug/L	U	YES																
Analysis Method : 8270C						**Dilution: 1**															
1,2,4-Trichlorobenzene	1.0		ug/L	U	YES																
1,2-Dichlorobenzene	1.0		ug/L	U	YES																
1,3-Dichlorobenzene	1.0		ug/L	U	YES																
1,4-Dichlorobenzene	1.0		ug/L	U	YES																
2,2-OXYBIS (1-CHLOROPROPANE)	1.0		ug/L	U	YES																
2,4,5-Trichlorophenol	5.0		ug/L	U	YES																
2,4,6-Trichlorophenol	5.0		ug/L	U	YES																
2,4-Dichlorophenol	2.0		ug/L	U	YES																
2,4-Dimethylphenol	2.0		ug/L	U	YES																
2,4-Dinitrophenol	5.0		ug/L	U	YES	R															Pj-
2,4-Dinitrotoluene	5.0		ug/L	U	YES																
2,6-Dinitrotoluene	5.0		ug/L	U	YES																
2-Chloronaphthalene	1.0		ug/L	U	YES																
2-Chlorophenol	1.0		ug/L	U	YES																
2-Methylnaphthalene	0.20		ug/L	U	YES																
2-Methylphenol	1.0		ug/L	U	YES																
2-Nitroaniline	2.0		ug/L	U	YES																
2-Nitrophenol	2.0		ug/L	U	YES																
3,3'-Dichlorobenzidine	5.0		ug/L	U	YES																
3-Nitroaniline	2.0		ug/L	U	YES																
4,6-Dinitro-2-methylphenol	5.0		ug/L	U	YES	UJ															Pj-
4-Bromophenyl phenyl ether	2.0		ug/L	U	YES																

* Overall result qualifier reflects summation of qualifiers added during automated data review and any qualifiers added manually for categories not assessed by automated data review

Sample Qualification Report with Reason Codes (All Results sorted by Client Sample ID)

Client Sample ID : FWGRQLmw-008C-0546-GW **Lab Report Batch :** A7J100103 **Lab ID :** STLCAN

Sample Date : 10/09/2007 **Analysis Type: RES** **Sample Matrix :** AQ

Lab Sample ID: A7J100103005

Reviewed By / Date : H Medley 12/12/2007 **Approved By / Date :**

Analyte Name	Result	Uncertainty / Error	Result Units	Lab Qual	Rep Res	Overall Qual*	Temp	HT	MB	LCS	MS	Lab Dup	Surr	Rep Limit	Moist Tot/Dis	Field QC	Tune	IC	ICV	CV / CCV	Reason Codes
Analysis Method : 8270C						**Dilution: 1**															
4-Chloro-3-methylphenol	2.0		ug/L	U	YES																
4-Chloroaniline	2.0		ug/L	U	YES																
4-Chlorophenyl phenyl ether	2.0		ug/L	U	YES																
4-Methylphenol	1.0		ug/L	U	YES																
4-Nitroanaline	2.0		ug/L	U	YES																
4-Nitrophenol	5.0		ug/L	U	YES																
Acenaphthene	0.20		ug/L	U	YES																
Acenaphthylene	0.20		ug/L	U	YES																
Anthracene	0.20		ug/L	U	YES																
Benzo(a)anthracene	0.20		ug/L	U	YES																
Benzo(a)pyrene	0.20		ug/L	U	YES																
Benzo(b)fluoranthene	0.20		ug/L	U	YES																
BENZO(G,H,I)PERYLENE	0.20		ug/L	U	YES																
Benzo(k)fluoranthene	0.20		ug/L	U	YES																
Benzoic acid	10		ug/L	U	YES	R				R	UJ										I,J-,H-
Benzyl alcohol	5.0		ug/L	U	YES																
bis(2-Chloroethoxy)methane	1.0		ug/L	U	YES																
bis(2-Chloroethyl) ether	1.0		ug/L	U	YES																
bis(2-Ethylhexyl) phthalate	10		ug/L	U	YES																
Butylbenzyl Phthalate	1.0		ug/L	U	YES																
Carbazole	1.0		ug/L	U	YES																
Chrysene	0.20		ug/L	U	YES																
dibenzo(a,h)anthracene	0.20		ug/L	U	YES																
Dibenzofuran	1.0		ug/L	U	YES																
Diethyl phthalate	1.0		ug/L	U	YES																
Dimethyl phthalate	1.0		ug/L	U	YES																
Di-n-butyl phthalate	1.0		ug/L	U	YES																
Di-n-octyl phthalate	1.0		ug/L	U	YES																
Fluoranthene	0.20		ug/L	U	YES																
Fluorene	0.20		ug/L	U	YES																
Hexachlorobenzene	0.20		ug/L	U	YES																

* Overall result qualifier reflects summation of qualifiers added during automated data review and any qualifiers added manually for categories not assessed by automated data review

Sample Qualification Report with Reason Codes (All Results sorted by Client Sample ID)

Client Sample ID : FWGRQLmw-008C-0546-GW **Lab Report Batch :** A7J100103 **Lab ID :** STLCAN

Sample Date : 10/09/2007 **Analysis Type: RES** **Sample Matrix :** AQ

Lab Sample ID: A7J100103005

Reviewed By / Date : H Medley 12/12/2007 **Approved By / Date :**

Analyte Name	Result	Uncertainty / Error	Result Units	Lab Qual	Rep Res	Overall Qual*	Temp	HT	MB	LCS	MS	Lab Dup	Surr	Rep Limit	Moist Tot/Dis	Field QC	Tune	IC	ICV	CV / CCV	Reason Codes
Analysis Method : 8270C						**Dilution: 1**															
Hexachlorobutadiene	1.0		ug/L	U	YES																
Hexachlorocyclopentadiene	10		ug/L	U	YES	R				R	UJ										I,J-,H-
Hexachloroethane	1.0		ug/L	U	YES																
Indeno(1,2,3-cd)pyrene	0.20		ug/L	U	YES																
Isophorone	1.0		ug/L	U	YES																
Naphthalene	0.20		ug/L	U	YES																
Nitrobenzene	1.0		ug/L	U	YES																
N-nitroso-di-n-propylamine	1.0		ug/L	U	YES																
N-Nitrosodiphenylamine	1.0		ug/L	U	YES																
Pentachlorophenol	5.0		ug/L	U	YES	UJ															Pj-
Phenanthrene	0.20		ug/L	U	YES																
Phenol	1.0		ug/L	U	YES																
Pyrene	0.20		ug/L	U	YES																
Analysis Method : 9012A						**Dilution: 1**															
Cyanide	0.010		mg/L	U	YES																
Analysis Method : SW8330 Modified						**Dilution: 1**															
Nitroguanidine	20		ug/L	U	YES																

* Overall result qualifier reflects summation of qualifiers added during automated data review and any qualifiers added manually for categories not assessed by automated data review

Sample Qualification Report with Reason Codes (All Results sorted by Client Sample ID)

Client Sample ID : FWGRQLmw-009C-0547-GF **Lab Report Batch :** A7J100103 **Lab ID :** STLCAN

Sample Date : 10/09/2007 **Analysis Type: RES** **Sample Matrix :** AQ

Lab Sample ID: A7J100103025

Reviewed By / Date : Heather Holley 12/13/07 **Approved By / Date :**

Analyte Name	Result	Uncertainty / Error	Result Units	Lab Qual	Rep Res	Overall Qual*	Temp	HT	MB	LCS	MS	Lab Dup	Surr	Rep Limit	Moist Tot/Dis	Field QC	Tune	IC	ICV	CV / CCV	Reason Codes
Analysis Method : 6860						**Dilution: 1**															
Perchlorate	0.10		ug/L	U	YES																

* Overall result qualifier reflects summation of qualifiers added during automated data review and any qualifiers added manually for categories not assessed by automated data review

Sample Qualification Report with Reason Codes (All Results sorted by Client Sample ID)

Client Sample ID : FWGRQLmw-009C-0547-GF
Lab Report Batch : A7J100103
Lab ID : STLCAN
Sample Date : 10/09/2007
Analysis Type: RES/TOT
Sample Matrix : AQ
Lab Sample ID: A7J100103025

Reviewed By / Date : H Medley 12/12/2007
Approved By / Date :

Analyte Name	Result	Uncertainty / Error	Result Units	Lab Qual	Rep Res	Overall Qual*	Temp	HT	MB	LCS	MS	Lab Dup	Surr	Rep Limit	Moist Tot/Dis	Field QC	Tune	IC	ICV	CV / CCV	Reason Codes
Analysis Method : 6010B						**Dilution: 1**															
Arsenic	36.0		ug/L		YES																
Barium	62.5		ug/L	J	YES																
Calcium	33900		ug/L	J	YES																
Chromium	5.0		ug/L	U	YES																
Cobalt	5.4		ug/L		YES	J						J									Z
Copper	5.0		ug/L	U	YES																
Lead	3.0		ug/L	U	YES																
Magnesium	52000		ug/L	J	YES																
Manganese	2400		ug/L	J	YES																
Nickel	6.0		ug/L	B	YES	J								J							L
Potassium	5120		ug/L	J	YES																
Selenium	5.0		ug/L	U	YES																
Silver	5.0		ug/L	U	YES	R															Pj-
Sodium	2480		ug/L		YES																
Vanadium	10.0		ug/L	U	YES																
Analysis Method : 6020						**Dilution: 1**															
Aluminum	50.0		ug/L	U	YES																
Antimony	2.0		ug/L	U	YES																
Beryllium	1.0		ug/L	U	YES																
Cadmium	0.50		ug/L	U	YES																
Iron	17500		ug/L		YES																
Thallium	0.15		ug/L	B	YES	J								J							L
Zinc	3.6		ug/L	B J	YES	J								J							L
Analysis Method : 7470A						**Dilution: 1**															
Mercury	0.20		ug/L	U	YES																

* Overall result qualifier reflects summation of qualifiers added during automated data review and any qualifiers added manually for categories not assessed by automated data review

Sample Qualification Report with Reason Codes (All Results sorted by Client Sample ID)

Client Sample ID : FWGRQLmw-009C-0547-GW **Lab Report Batch :** A7J100103 **Lab ID :** STLCAN

Sample Date : 10/09/2007 **Analysis Type: DL** **Sample Matrix :** AQ

Lab Sample ID: A7J100103024

Reviewed By / Date : Heather Reddy 12/13/07 **Approved By / Date :**

Analyte Name	Result	Uncertainty / Error	Result Units	Lab Qual	Rep Res	Overall Qual*	Temp	HT	MB	LCS	MS	Lab Dup	Surr	Rep Limit	Moist Tot/Dis	Field QC	Tune	IC	ICV	CV / CCV	Reason Codes
Analysis Method : 8330						**Dilution: 1.04**															
1,3,5-Trinitrobenzene	0.10		ug/L	U	YES																
1,3-Dinitrobenzene	0.10		ug/L	U	YES																
2,4,6-TNT	0.10		ug/L	U	YES																
2,4-Dinitrotoluene	0.10		ug/L	U	YES																
2,6-Dinitrotoluene	0.10		ug/L	U	YES																
2-Amino-4,6-dinitrotoluene	0.10		ug/L	U	YES																
2-Nitrotoluene	0.52		ug/L	U	YES																
3-Nitrotoluene	0.52		ug/L	U	YES																
4-Amino-2,6-Dinitrotoluene	0.10		ug/L	U	YES																
4-Nitrotoluene	0.52		ug/L	U	YES																
HMX	0.10		ug/L	U	YES																
Nitrobenzene	0.10		ug/L	U	YES																
NITROGLYCERINE	0.68		ug/L	U	YES																
Pentaerythritol Tetranitrate (PETN)	0.68		ug/L	U	YES																
RDX	0.10		ug/L	U	YES																
TETRYL	0.10		ug/L	U	YES																

* Overall result qualifier reflects summation of qualifiers added during automated data review and any qualifiers added manually for categories not assessed by automated data review

Sample Qualification Report with Reason Codes (All Results sorted by Client Sample ID)

Client Sample ID : FWGRQLmw-009C-0547-GW **Lab Report Batch :** A7J100103 **Lab ID :** STLCAN

Sample Date : 10/09/2007 **Analysis Type: RES** **Sample Matrix :** AQ

Lab Sample ID: A7J100103024

Reviewed By / Date : Heather Holley 12/13/07 **Approved By / Date :**

Analyte Name	Result	Uncertainty / Error	Result Units	Lab Qual	Rep Res	Overall Qual*	Temp	HT	MB	LCS	MS	Lab Dup	Surr	Rep Limit	Moist Tot/Dis	Field QC	Tune	IC	ICV	CV / CCV	Reason Codes
Analysis Method : 353.2 Modified						**Dilution: 1**															
Nitrocellulose	0.50		mg/L	U	YES	UJ					UJ										I
Analysis Method : 8081A						**Dilution: 1**															
4,4'-DDD	0.030		ug/L	U	YES	UJ															PJ-
4,4'-DDE	0.030		ug/L	U	YES																
4,4'-DDT	0.030		ug/L	U	YES																
Aldrin	0.030		ug/L	U	YES																
alpha-BHC	0.030		ug/L	U	YES																
alpha-Chordane	0.030		ug/L	U	YES																
beta-BHC	0.0092		ug/L	J	YES	J								J							L
delta-BHC	0.030		ug/L	U	YES																
Dieldrin	0.030		ug/L	U	YES																
Endosulfan I	0.025		ug/L	U	YES	UJ				UJ											J-
Endosulfan II	0.025		ug/L	U	YES																
Endosulfan sulfate	0.030		ug/L	U	YES																
Endrin	0.030		ug/L	U	YES																
Endrin aldehyde	0.030		ug/L	U	YES																
Endrin ketone	0.030		ug/L	U	YES																
gamma-BHC	0.030		ug/L	U	YES																
gamma-Chlordane	0.030		ug/L	U	YES																
Heptachlor	0.030		ug/L	U	YES																
Heptachlor epoxide	0.030		ug/L	U	YES																
Methoxychlor	0.10		ug/L	U	YES																
Toxaphene	2.0		ug/L	U	YES																
Analysis Method : 8082						**Dilution: 1**															
Aroclor 1016	0.50		ug/L	U	YES	UJ							UJ								G-
Aroclor 1221	0.50		ug/L	U	YES	UJ							UJ								G-
Aroclor 1232	0.50		ug/L	U	YES	UJ							UJ								G-
Aroclor 1242	0.50		ug/L	U	YES	UJ							UJ								G-
Aroclor 1248	0.50		ug/L	U	YES	UJ							UJ								G-
Aroclor 1254	0.50		ug/L	U	YES	UJ							UJ								G-
Aroclor 1260	0.50		ug/L	U	YES	UJ							UJ								G-
Analysis Method : 8260B						**Dilution: 1**															

* Overall result qualifier reflects summation of qualifiers added during automated data review and any qualifiers added manually for categories not assessed by automated data review

Sample Qualification Report with Reason Codes (All Results sorted by Client Sample ID)

Client Sample ID : FWGRQLmw-009C-0547-GW **Lab Report Batch :** A7J100103 **Lab ID :** STLCAN

Sample Date : 10/09/2007 **Analysis Type: RES** **Sample Matrix :** AQ

Lab Sample ID: A7J100103024

Reviewed By / Date : Heather Medley 12/13/07 **Approved By / Date :**

Analyte Name	Result	Uncertainty / Error	Result Units	Lab Qual	Rep Res	Overall Qual*	Temp	HT	MB	LCS	MS	Lab Dup	Surr	Rep Limit	Moist Tot/Dis	Field QC	Tune	IC	ICV	CV / CCV	Reason Codes
Analysis Method : 8260B						**Dilution: 1**															
1,1,1-Trichloroethane	1.0		ug/L	U	YES																
1,1,2,2-Tetrachloroethane	1.0		ug/L	U	YES																
1,1,2-Trichloroethane	1.0		ug/L	U	YES																
1,1-Dichloroethane	1.0		ug/L	U	YES																
1,1-Dichloroethene	1.0		ug/L	U	YES																
1,2-Dibromoethane	1.0		ug/L	U	YES																
1,2-Dichloroethane	1.0		ug/L	U	YES																
1,2-Dichloroethene (total)	1.0		ug/L	U	YES																
1,2-Dichloropropane	1.0		ug/L	U	YES																
2-Butanone	10		ug/L	U	YES																
2-Hexanone	10		ug/L	U	YES																
4-Methyl-2-pentanone	10		ug/L	U	YES																
Acetone	10		ug/L	U	YES																
Benzene	1.0		ug/L	U	YES																
Bromochloromethane	1.0		ug/L	U	YES																
Bromodichloromethane	1.0		ug/L	U	YES																
Bromoform	1.0		ug/L	U	YES																
Bromomethane	1.0		ug/L	U	YES																
Carbon disulfide	1.0		ug/L	U	YES																
Carbon tetrachloride	1.0		ug/L	U	YES																
Chlorobenzene	1.0		ug/L	U	YES																
Chloroethane	1.0		ug/L	U	YES																
Chloroform	1.0		ug/L	U	YES																
Chloromethane	1.0		ug/L	U	YES																
cis-1,2-Dichloroethene	1.0		ug/L	U	YES																
cis-1,3-Dichloropropene	1.0		ug/L	U	YES																
Dibromochloromethane	1.0		ug/L	U	YES																
Ethylbenzene	1.0		ug/L	U	YES																
M&P-XYLENES	2.0		ug/L	U	YES																
Methylene chloride	2.0		ug/L	U	YES																
o-Xylene	1.0		ug/L	U	YES																

* Overall result qualifier reflects summation of qualifiers added during automated data review and any qualifiers added manually for categories not assessed by automated data review

Sample Qualification Report with Reason Codes (All Results sorted by Client Sample ID)

Client Sample ID : FWGRQLmw-009C-0547-GW **Lab Report Batch :** A7J100103 **Lab ID :** STLCAN

Sample Date : 10/09/2007 **Analysis Type: RES** **Sample Matrix :** AQ

Lab Sample ID: A7J100103024

Reviewed By / Date : H Medley 12/12/2007 **Approved By / Date :**

Analyte Name	Result	Uncertainty / Error	Result Units	Lab Qual	Rep Res	Overall Qual*	Temp	HT	MB	LCS	MS	Lab Dup	Surr	Rep Limit	Moist Tot/Dis	Field QC	Tune	IC	ICV	CV / CCV	Reason Codes
Analysis Method : 8260B						**Dilution: 1**															
Styrene	1.0		ug/L	U	YES																
Tetrachloroethene	1.0		ug/L	U	YES																
Toluene	1.0		ug/L	U	YES																
TOTAL XYLENES	2.0		ug/L	U	YES																
trans-1,2-Dichloroethene	1.0		ug/L	U	YES																
trans-1,3-Dichloropropene	1.0		ug/L	U	YES																
Trichloroethene	1.0		ug/L	U	YES																
Vinyl chloride	1.0		ug/L	U	YES																
Analysis Method : 8270C						**Dilution: 1**															
1,2,4-Trichlorobenzene	1.0		ug/L	U	YES																
1,2-Dichlorobenzene	1.0		ug/L	U	YES																
1,3-Dichlorobenzene	1.0		ug/L	U	YES																
1,4-Dichlorobenzene	1.0		ug/L	U	YES																
2,2-OXYBIS (1-CHLOROPROPANE)	1.0		ug/L	U	YES																
2,4,5-Trichlorophenol	5.0		ug/L	U	YES																
2,4,6-Trichlorophenol	5.0		ug/L	U	YES																
2,4-Dichlorophenol	2.0		ug/L	U	YES																
2,4-Dimethylphenol	2.0		ug/L	U	YES																
2,4-Dinitrophenol	5.0		ug/L	U	YES	R															Pj-
2,4-Dinitrotoluene	5.0		ug/L	U	YES																
2,6-Dinitrotoluene	5.0		ug/L	U	YES																
2-Chloronaphthalene	1.0		ug/L	U	YES																
2-Chlorophenol	1.0		ug/L	U	YES																
2-Methylnaphthalene	0.20		ug/L	U	YES																
2-Methylphenol	1.0		ug/L	U	YES																
2-Nitroaniline	2.0		ug/L	U	YES																
2-Nitrophenol	2.0		ug/L	U	YES																
3,3'-Dichlorobenzidine	5.0		ug/L	U	YES																
3-Nitroaniline	2.0		ug/L	U	YES																
4,6-Dinitro-2-methylphenol	5.0		ug/L	U	YES	UJ															Pj-
4-Bromophenyl phenyl ether	2.0		ug/L	U	YES																

* Overall result qualifier reflects summation of qualifiers added during automated data review and any qualifiers added manually for categories not assessed by automated data review

Sample Qualification Report with Reason Codes (All Results sorted by Client Sample ID)

Client Sample ID : FWGRQLmw-009C-0547-GW **Lab Report Batch :** A7J100103 **Lab ID :** STLCAN

Sample Date : 10/09/2007 **Analysis Type: RES** **Sample Matrix :** AQ

Lab Sample ID: A7J100103024

Reviewed By / Date : H Medley 12/12/2007 **Approved By / Date :**

Analyte Name	Result	Uncertainty / Error	Result Units	Lab Qual	Rep Res	Overall Qual*	Temp	HT	MB	LCS	MS	Lab Dup	Surr	Rep Limit	Moist Tot/Dis	Field QC	Tune	IC	ICV	CV / CCV	Reason Codes
Analysis Method : 8270C						**Dilution: 1**															
4-Chloro-3-methylphenol	2.0		ug/L	U	YES																
4-Chloroaniline	2.0		ug/L	U	YES																
4-Chlorophenyl phenyl ether	2.0		ug/L	U	YES																
4-Methylphenol	1.0		ug/L	U	YES																
4-Nitroanaline	2.0		ug/L	U	YES																
4-Nitrophenol	5.0		ug/L	U	YES																
Acenaphthene	0.20		ug/L	U	YES																
Acenaphthylene	0.20		ug/L	U	YES																
Anthracene	0.20		ug/L	U	YES																
Benzo(a)anthracene	0.20		ug/L	U	YES																
Benzo(a)pyrene	0.20		ug/L	U	YES																
Benzo(b)fluoranthene	0.20		ug/L	U	YES																
BENZO(G,H,I)PERYLENE	0.20		ug/L	U	YES																
Benzo(k)fluoranthene	0.20		ug/L	U	YES																
Benzoic acid	10		ug/L	U	YES	R				R											J-
Benzyl alcohol	5.0		ug/L	U	YES																
bis(2-Chloroethoxy)methane	1.0		ug/L	U	YES																
bis(2-Chloroethyl) ether	1.0		ug/L	U	YES																
bis(2-Ethylhexyl) phthalate	10		ug/L	U	YES																
Butylbenzyl Phthalate	1.0		ug/L	U	YES																
Carbazole	1.0		ug/L	U	YES																
Chrysene	0.20		ug/L	U	YES																
dibenzo(a,h)anthracene	0.20		ug/L	U	YES																
Dibenzofuran	1.0		ug/L	U	YES																
Diethyl phthalate	1.0		ug/L	U	YES																
Dimethyl phthalate	1.0		ug/L	U	YES																
Di-n-butyl phthalate	1.0		ug/L	U	YES																
Di-n-octyl phthalate	1.0		ug/L	U	YES																
Fluoranthene	0.20		ug/L	U	YES																
Fluorene	0.20		ug/L	U	YES																
Hexachlorobenzene	0.20		ug/L	U	YES																

* Overall result qualifier reflects summation of qualifiers added during automated data review and any qualifiers added manually for categories not assessed by automated data review

Sample Qualification Report with Reason Codes (All Results sorted by Client Sample ID)

Client Sample ID : FWGRQLmw-009C-0547-GW **Lab Report Batch :** A7J100103 **Lab ID :** STLCAN

Sample Date : 10/09/2007 **Analysis Type: RES** **Sample Matrix :** AQ

Lab Sample ID: A7J100103024

Reviewed By / Date : H Medley 12/12/2007 **Approved By / Date :**

Analyte Name	Result	Uncertainty / Error	Result Units	Lab Qual	Rep Res	Overall Qual*	Temp	HT	MB	LCS	MS	Lab Dup	Surr	Rep Limit	Moist Tot/Dis	Field QC	Tune	IC	ICV	CV / CCV	Reason Codes
Analysis Method : 8270C						**Dilution: 1**															
Hexachlorobutadiene	1.0		ug/L	U	YES																
Hexachlorocyclopentadiene	*10*		*ug/L*	*U*	YES	**R**				R											J-
Hexachloroethane	1.0		ug/L	U	YES																
Indeno(1,2,3-cd)pyrene	0.20		ug/L	U	YES																
Isophorone	1.0		ug/L	U	YES																
Naphthalene	0.20		ug/L	U	YES																
Nitrobenzene	1.0		ug/L	U	YES																
N-nitroso-di-n-propylamine	1.0		ug/L	U	YES																
N-Nitrosodiphenylamine	1.0		ug/L	U	YES																
Pentachlorophenol	5.0		ug/L	U	YES	**UJ**															Pj-
Phenanthrene	0.20		ug/L	U	YES																
Phenol	1.0		ug/L	U	YES																
Pyrene	0.20		ug/L	U	YES																
Analysis Method : 9012A						**Dilution: 1**															
Cyanide	0.010		mg/L	U	YES																
Analysis Method : SW8330 Modified						**Dilution: 1**															
Nitroguanidine	20		ug/L	U	YES																

* Overall result qualifier reflects summation of qualifiers added during automated data review and any qualifiers added manually for categories not assessed by automated data review

Sample Qualification Report with Reason Codes (All Results sorted by Client Sample ID)

Client Sample ID : FWGRQLmw-DUP3-0553-GF **Lab Report Batch :** A7J100103 **Lab ID :** STLCAN

Sample Date : 10/09/2007 **Analysis Type: RES** **Sample Matrix :** AQ

Lab Sample ID: A7J100103027

Reviewed By / Date : Heather Heller 12/13/07 **Approved By / Date :**

Analyte Name	Result	Uncertainty / Error	Result Units	Lab Qual	Rep Res	Overall Qual*	Temp	HT	MB	LCS	MS	Lab Dup	Surr	Rep Limit	Moist Tot/Dis	Field QC	Tune	IC	ICV	CV / CCV	Reason Codes
Analysis Method : 6860						**Dilution: 1**															
Perchlorate	0.10		ug/L	U	YES																

* Overall result qualifier reflects summation of qualifiers added during automated data review and any qualifiers added manually for categories not assessed by automated data review

Sample Qualification Report with Reason Codes (All Results sorted by Client Sample ID)

Client Sample ID : FWGRQLmw-DUP3-0553-GF **Lab Report Batch :** A7J100103 **Lab ID :** STLCAN

Sample Date : 10/09/2007 **Analysis Type: RES/TOT** **Sample Matrix :** AQ

Lab Sample ID: A7J100103027

Reviewed By / Date : H Medley 12/12/2007 **Approved By / Date :**

Analyte Name	Result	Uncertainty / Error	Result Units	Lab Qual	Rep Res	Overall Qual*	Temp	HT	MB	LCS	MS	Lab Dup	Surr	Rep Limit	Moist Tot/Dis	Field QC	Tune	IC	ICV	CV / CCV	Reason Codes
Analysis Method : 6010B						**Dilution: 1**															
Arsenic	34.5		ug/L		YES																
Barium	62.0		ug/L	J	YES																
Calcium	34000		ug/L	J	YES																
Chromium	5.0		ug/L	U	YES																
Cobalt	5.4		ug/L		YES	J						J									Z
Copper	5.0		ug/L	U	YES																
Lead	3.0		ug/L	U	YES																
Magnesium	51000		ug/L	J	YES																
Manganese	2410		ug/L	J	YES																
Nickel	6.5		ug/L	B	YES	J								J							L
Potassium	5110		ug/L	J	YES																
Selenium	5.0		ug/L	U	YES																
Silver	5.0		ug/L	U	YES	R															Pj-
Sodium	2560		ug/L		YES																
Vanadium	10.0		ug/L	U	YES																
Analysis Method : 6020						**Dilution: 1**															
Aluminum	50.0		ug/L	U	YES																
Antimony	2.0		ug/L	U	YES																
Beryllium	1.0		ug/L	U	YES																
Cadmium	0.50		ug/L	U	YES																
Iron	16000		ug/L		YES																
Thallium	0.14		ug/L	B	YES	J								J							L
Zinc	2.6		ug/L	B J	YES	J								J							L
Analysis Method : 7470A						**Dilution: 1**															
Mercury	0.20		ug/L	U	YES																

* Overall result qualifier reflects summation of qualifiers added during automated data review and any qualifiers added manually for categories not assessed by automated data review

Sample Qualification Report with Reason Codes (All Results sorted by Client Sample ID)

Client Sample ID : FWGRQLmw-DUP3-0553-GW **Lab Report Batch :** A7J100103 **Lab ID :** STLCAN

Sample Date : 10/09/2007 **Analysis Type: DL** **Sample Matrix :** AQ

Lab Sample ID: A7J100103026

Reviewed By / Date : Heather McCoy 12/13/07 **Approved By / Date :**

Analyte Name	Result	Uncertainty / Error	Result Units	Lab Qual	Rep Res	Overall Qual*	Temp	HT	MB	LCS	MS	Lab Dup	Surr	Rep Limit	Moist Tot/Dis	Field QC	Tune	IC	ICV	CV / CCV	Reason Codes
Analysis Method : 8330						**Dilution: 1.05**															
1,3,5-Trinitrobenzene	0.10		ug/L	U	YES																
1,3-Dinitrobenzene	0.10		ug/L	U	YES																
2,4,6-TNT	0.10		ug/L	U	YES																
2,4-Dinitrotoluene	0.10		ug/L	U	YES																
2,6-Dinitrotoluene	0.10		ug/L	U	YES																
2-Amino-4,6-dinitrotoluene	0.10		ug/L	U	YES																
2-Nitrotoluene	0.52		ug/L	U	YES																
3-Nitrotoluene	0.52		ug/L	U	YES																
4-Amino-2,6-Dinitrotoluene	0.10		ug/L	U	YES																
4-Nitrotoluene	0.52		ug/L	U	YES																
HMX	0.10		ug/L	U	YES																
Nitrobenzene	0.10		ug/L	U	YES																
NITROGLYCERINE	0.68		ug/L	U	YES																
Pentaerythritol Tetranitrate (PETN)	0.68		ug/L	U	YES																
RDX	0.10		ug/L	U	YES																
TETRYL	0.10		ug/L	U	YES																

* Overall result qualifier reflects summation of qualifiers added during automated data review and any qualifiers added manually for categories not assessed by automated data review

Sample Qualification Report with Reason Codes (All Results sorted by Client Sample ID)

Client Sample ID : FWGRQLmw-DUP3-0553-GW **Lab Report Batch :** A7J100103 **Lab ID :** STLCAN

Sample Date : 10/09/2007 **Analysis Type: RES** **Sample Matrix :** AQ

Lab Sample ID: A7J100103026

Reviewed By / Date : Heather Reilley 12/13/07 **Approved By / Date :**

Analyte Name	Result	Uncertainty / Error	Result Units	Lab Qual	Rep Res	Overall Qual*	Temp	HT	MB	LCS	MS	Lab Dup	Surr	Rep Limit	Moist Tot/Dis	Field QC	Tune	IC	ICV	CV / CCV	Reason Codes
Analysis Method : 353.2 Modified						**Dilution: 1**															
Nitrocellulose	0.50		mg/L	U	YES	UJ					UJ										I
Analysis Method : 8081A						**Dilution: 1**															
4,4'-DDD	0.030		ug/L	U	YES	UJ															Pj-
4,4'-DDE	0.030		ug/L	U	YES																
4,4'-DDT	0.030		ug/L	U	YES																
Aldrin	0.030		ug/L	U	YES																
alpha-BHC	0.030		ug/L	U	YES																
alpha-Chordane	0.030		ug/L	U	YES																
beta-BHC	0.011		ug/L	J	YES	J								J							L
delta-BHC	0.030		ug/L	U	YES																
Dieldrin	0.030		ug/L	U	YES																
Endosulfan I	0.025		ug/L	U	YES	UJ				UJ											J-
Endosulfan II	0.025		ug/L	U	YES																
Endosulfan sulfate	0.030		ug/L	U	YES																
Endrin	0.030		ug/L	U	YES																
Endrin aldehyde	0.030		ug/L	U	YES																
Endrin ketone	0.030		ug/L	U	YES																
gamma-BHC	0.030		ug/L	U	YES																
gamma-Chlordane	0.030		ug/L	U	YES																
Heptachlor	0.030		ug/L	U	YES																
Heptachlor epoxide	0.030		ug/L	U	YES																
Methoxychlor	0.10		ug/L	U	YES																
Toxaphene	2.0		ug/L	U	YES																
Analysis Method : 8082						**Dilution: 1**															
Aroclor 1016	0.50		ug/L	U	YES																
Aroclor 1221	0.50		ug/L	U	YES																
Aroclor 1232	0.50		ug/L	U	YES																
Aroclor 1242	0.50		ug/L	U	YES																
Aroclor 1248	0.50		ug/L	U	YES																
Aroclor 1254	0.50		ug/L	U	YES																
Aroclor 1260	0.50		ug/L	U	YES																
Analysis Method : 8260B						**Dilution: 1**															

* Overall result qualifier reflects summation of qualifiers added during automated data review and any qualifiers added manually for categories not assessed by automated data review

Sample Qualification Report with Reason Codes (All Results sorted by Client Sample ID)

Client Sample ID : FWGRQLmw-DUP3-0553-GW **Lab Report Batch :** A7J100103 **Lab ID :** STLCAN

Sample Date : 10/09/2007 **Analysis Type: RES** **Sample Matrix :** AQ

Lab Sample ID: A7J100103026

Reviewed By / Date : Heather Medley 12/13/07 **Approved By / Date :**

Analyte Name	Result	Uncertainty / Error	Result Units	Lab Qual	Rep Res	Overall Qual*	Temp	HT	MB	LCS	MS	Lab Dup	Surr	Rep Limit	Moist Tot/Dis	Field QC	Tune	IC	ICV	CV / CCV	Reason Codes
Analysis Method : 8260B						**Dilution: 1**															
1,1,1-Trichloroethane	1.0		ug/L	U	YES																
1,1,2,2-Tetrachloroethane	1.0		ug/L	U	YES																
1,1,2-Trichloroethane	1.0		ug/L	U	YES																
1,1-Dichloroethane	1.0		ug/L	U	YES																
1,1-Dichloroethene	1.0		ug/L	U	YES																
1,2-Dibromoethane	1.0		ug/L	U	YES																
1,2-Dichloroethane	1.0		ug/L	U	YES																
1,2-Dichloroethene (total)	1.0		ug/L	U	YES																
1,2-Dichloropropane	1.0		ug/L	U	YES																
2-Butanone	10		ug/L	U	YES																
2-Hexanone	10		ug/L	U	YES																
4-Methyl-2-pentanone	10		ug/L	U	YES																
Acetone	10		ug/L	U	YES																
Benzene	1.0		ug/L	U	YES																
Bromochloromethane	1.0		ug/L	U	YES																
Bromodichloromethane	1.0		ug/L	U	YES																
Bromoform	1.0		ug/L	U	YES																
Bromomethane	1.0		ug/L	U	YES																
Carbon disulfide	1.0		ug/L	U	YES																
Carbon tetrachloride	1.0		ug/L	U	YES																
Chlorobenzene	1.0		ug/L	U	YES																
Chloroethane	1.0		ug/L	U	YES																
Chloroform	1.0		ug/L	U	YES																
Chloromethane	1.0		ug/L	U	YES																
cis-1,2-Dichloroethene	1.0		ug/L	U	YES																
cis-1,3-Dichloropropene	1.0		ug/L	U	YES																
Dibromochloromethane	1.0		ug/L	U	YES																
Ethylbenzene	1.0		ug/L	U	YES																
M&P-XYLENES	2.0		ug/L	U	YES																
Methylene chloride	2.0		ug/L	U	YES																
o-Xylene	1.0		ug/L	U	YES																

* Overall result qualifier reflects summation of qualifiers added during automated data review and any qualifiers added manually for categories not assessed by automated data review

Sample Qualification Report with Reason Codes (All Results sorted by Client Sample ID)

Client Sample ID : FWGRQLmw-DUP3-0553-GW **Lab Report Batch :** A7J100103 **Lab ID :** STLCAN

Sample Date : 10/09/2007 **Analysis Type: RES** **Sample Matrix :** AQ

Lab Sample ID: A7J100103026

Reviewed By / Date : H Medley 12/12/2007 **Approved By / Date :**

Analyte Name	Result	Uncertainty / Error	Result Units	Lab Qual	Rep Res	Overall Qual*	Temp	HT	MB	LCS	MS	Lab Dup	Surr	Rep Limit	Moist Tot/Dis	Field QC	Tune	IC	ICV	CV / CCV	Reason Codes
Analysis Method : 8260B						**Dilution: 1**															
Styrene	1.0		ug/L	U	YES																
Tetrachloroethene	1.0		ug/L	U	YES																
Toluene	1.0		ug/L	U	YES																
TOTAL XYLENES	2.0		ug/L	U	YES																
trans-1,2-Dichloroethene	1.0		ug/L	U	YES																
trans-1,3-Dichloropropene	1.0		ug/L	U	YES																
Trichloroethene	1.0		ug/L	U	YES																
Vinyl chloride	1.0		ug/L	U	YES																
Analysis Method : 8270C						**Dilution: 1**															
1,2,4-Trichlorobenzene	1.0		ug/L	U	YES																
1,2-Dichlorobenzene	1.0		ug/L	U	YES																
1,3-Dichlorobenzene	1.0		ug/L	U	YES																
1,4-Dichlorobenzene	1.0		ug/L	U	YES																
2,2-OXYBIS (1-CHLOROPROPANE)	1.0		ug/L	U	YES																
2,4,5-Trichlorophenol	5.0		ug/L	U	YES																
2,4,6-Trichlorophenol	5.0		ug/L	U	YES																
2,4-Dichlorophenol	2.0		ug/L	U	YES																
2,4-Dimethylphenol	2.0		ug/L	U	YES																
2,4-Dinitrophenol	5.0		ug/L	U	YES	R															Pj-
2,4-Dinitrotoluene	5.0		ug/L	U	YES																
2,6-Dinitrotoluene	5.0		ug/L	U	YES																
2-Chloronaphthalene	1.0		ug/L	U	YES																
2-Chlorophenol	1.0		ug/L	U	YES																
2-Methylnaphthalene	0.20		ug/L	U	YES																
2-Methylphenol	1.0		ug/L	U	YES																
2-Nitroaniline	2.0		ug/L	U	YES																
2-Nitrophenol	2.0		ug/L	U	YES																
3,3'-Dichlorobenzidine	5.0		ug/L	U	YES																
3-Nitroaniline	2.0		ug/L	U	YES																
4,6-Dinitro-2-methylphenol	5.0		ug/L	U	YES	UJ															Pj-
4-Bromophenyl phenyl ether	2.0		ug/L	U	YES																

* Overall result qualifier reflects summation of qualifiers added during automated data review and any qualifiers added manually for categories not assessed by automated data review

Sample Qualification Report with Reason Codes (All Results sorted by Client Sample ID)

Client Sample ID : FWGRQLmw-DUP3-0553-GW **Lab Report Batch :** A7J100103 **Lab ID :** STLCAN

Sample Date : 10/09/2007 **Analysis Type: RES** **Sample Matrix :** AQ

Lab Sample ID: A7J100103026

Reviewed By / Date : H Medley 12/12/2007 **Approved By / Date :**

Analyte Name	Result	Uncertainty / Error	Result Units	Lab Qual	Rep Res	Overall Qual*	Temp	HT	MB	LCS	MS	Lab Dup	Surr	Rep Limit	Moist Tot/Dis	Field QC	Tune	IC	ICV	CV / CCV	Reason Codes
Analysis Method : 8270C						**Dilution: 1**															
4-Chloro-3-methylphenol	2.0		ug/L	U	YES																
4-Chloroaniline	2.0		ug/L	U	YES																
4-Chlorophenyl phenyl ether	2.0		ug/L	U	YES																
4-Methylphenol	1.0		ug/L	U	YES																
4-Nitroanaline	2.0		ug/L	U	YES																
4-Nitrophenol	5.0		ug/L	U	YES																
Acenaphthene	0.20		ug/L	U	YES																
Acenaphthylene	0.20		ug/L	U	YES																
Anthracene	0.20		ug/L	U	YES																
Benzo(a)anthracene	0.20		ug/L	U	YES																
Benzo(a)pyrene	0.20		ug/L	U	YES																
Benzo(b)fluoranthene	0.20		ug/L	U	YES																
BENZO(G,H,I)PERYLENE	0.20		ug/L	U	YES																
Benzo(k)fluoranthene	0.20		ug/L	U	YES																
Benzoic acid	10		ug/L	U	YES	R				R											J-
Benzyl alcohol	5.0		ug/L	U	YES																
bis(2-Chloroethoxy)methane	1.0		ug/L	U	YES																
bis(2-Chloroethyl) ether	1.0		ug/L	U	YES																
bis(2-Ethylhexyl) phthalate	10		ug/L	U	YES																
Butylbenzyl Phthalate	1.0		ug/L	U	YES																
Carbazole	1.0		ug/L	U	YES																
Chrysene	0.20		ug/L	U	YES																
dibenzo(a,h)anthracene	0.20		ug/L	U	YES																
Dibenzofuran	1.0		ug/L	U	YES																
Diethyl phthalate	1.0		ug/L	U	YES																
Dimethyl phthalate	1.0		ug/L	U	YES																
Di-n-butyl phthalate	1.0		ug/L	U	YES																
Di-n-octyl phthalate	1.0		ug/L	U	YES																
Fluoranthene	0.20		ug/L	U	YES																
Fluorene	0.20		ug/L	U	YES																
Hexachlorobenzene	0.20		ug/L	U	YES																

* Overall result qualifier reflects summation of qualifiers added during automated data review and any qualifiers added manually for categories not assessed by automated data review

Sample Qualification Report with Reason Codes (All Results sorted by Client Sample ID)

Client Sample ID : FWGRQLmw-DUP3-0553-GW **Lab Report Batch :** A7J100103 **Lab ID :** STLCAN

Sample Date : 10/09/2007 **Analysis Type: RES** **Sample Matrix :** AQ

Lab Sample ID: A7J100103026

Reviewed By / Date : H Medley 12/12/2007 **Approved By / Date :**

Analyte Name	Result	Uncertainty / Error	Result Units	Lab Qual	Rep Res	Overall Qual*	Temp	HT	MB	LCS	MS	Lab Dup	Surr	Rep Limit	Moist Tot/Dis	Field QC	Tune	IC	ICV	CV / CCV	Reason Codes
Analysis Method : 8270C						**Dilution: 1**															
Hexachlorobutadiene	1.0		ug/L	U	YES																
Hexachlorocyclopentadiene	10		ug/L	U	YES	R				R											J-
Hexachloroethane	1.0		ug/L	U	YES																
Indeno(1,2,3-cd)pyrene	0.20		ug/L	U	YES																
Isophorone	1.0		ug/L	U	YES																
Naphthalene	0.20		ug/L	U	YES																
Nitrobenzene	1.0		ug/L	U	YES																
N-nitroso-di-n-propylamine	1.0		ug/L	U	YES																
N-Nitrosodiphenylamine	1.0		ug/L	U	YES																
Pentachlorophenol	5.0		ug/L	U	YES	UJ															Pj-
Phenanthrene	0.20		ug/L	U	YES																
Phenol	1.0		ug/L	U	YES																
Pyrene	0.20		ug/L	U	YES																
Analysis Method : 9012A						**Dilution: 1**															
Cyanide	0.010		mg/L	U	YES																
Analysis Method : SW8330 Modified						**Dilution: 1**															
Nitroguanidine	20		ug/L	U	YES																

* Overall result qualifier reflects summation of qualifiers added during automated data review and any qualifiers added manually for categories not assessed by automated data review

Sample Qualification Report with Reason Codes (All Results sorted by Client Sample ID)

Client Sample ID : FWGTEAM1-TRIP **Lab Report Batch :** A7J100103 **Lab ID :** STLCAN

Sample Date : 10/08/2007 **Analysis Type: RES** **Sample Matrix :** AQ

Lab Sample ID: A7J100103011

Reviewed By / Date : Heather Medley 12/13/07 **Approved By / Date :**

Analyte Name	Result	Uncertainty / Error	Result Units	Lab Qual	Rep Res	Overall Qual*	Temp	HT	MB	LCS	MS	Lab Dup	Surr	Rep Limit	Moist Tot/Dis	Field QC	Tune	IC	ICV	CV / CCV	Reason Codes
Analysis Method : 8260B						**Dilution: 1**															
1,1,1-Trichloroethane	1.0		ug/L	U	YES																
1,1,2,2-Tetrachloroethane	1.0		ug/L	U	YES																
1,1,2-Trichloroethane	1.0		ug/L	U	YES																
1,1-Dichloroethane	1.0		ug/L	U	YES																
1,1-Dichloroethene	1.0		ug/L	U	YES																
1,2-Dibromoethane	1.0		ug/L	U	YES																
1,2-Dichloroethane	1.0		ug/L	U	YES																
1,2-Dichloroethene (total)	1.0		ug/L	U	YES																
1,2-Dichloropropane	1.0		ug/L	U	YES																
2-Butanone	10		ug/L	U	YES																
2-Hexanone	10		ug/L	U	YES																
4-Methyl-2-pentanone	10		ug/L	U	YES																
Acetone	4.4		ug/L	J	YES	J								J							L, B
Benzene	1.0		ug/L	U	YES																
Bromochloromethane	1.0		ug/L	U	YES																
Bromodichloromethane	1.0		ug/L	U	YES																
Bromoform	1.0		ug/L	U	YES																
Bromomethane	1.0		ug/L	U	YES																
Carbon disulfide	1.0		ug/L	U	YES																
Carbon tetrachloride	1.0		ug/L	U	YES																
Chlorobenzene	1.0		ug/L	U	YES																
Chloroethane	1.0		ug/L	U	YES																
Chloroform	1.0		ug/L	U	YES																
Chloromethane	1.0		ug/L	U	YES																
cis-1,2-Dichloroethene	1.0		ug/L	U	YES																
cis-1,3-Dichloropropene	1.0		ug/L	U	YES																
Dibromochloromethane	1.0		ug/L	U	YES																
Ethylbenzene	1.0		ug/L	U	YES																
M&P-XYLENES	2.0		ug/L	U	YES																
Methylene chloride	0.65		ug/L	J	YES	J								J							L
o-Xylene	1.0		ug/L	U	YES																

* Overall result qualifier reflects summation of qualifiers added during automated data review and any qualifiers added manually for categories not assessed by automated data review

Sample Qualification Report with Reason Codes (All Results sorted by Client Sample ID)

Client Sample ID : FWGTEAM1-TRIP **Lab Report Batch :** A7J100103 **Lab ID :** STLCAN

Sample Date : 10/08/2007 **Analysis Type: RES** **Sample Matrix :** AQ

Lab Sample ID: A7J100103011

Reviewed By / Date : Heather Pelley 12/13/07 **Approved By / Date :**

Analyte Name	Result	Uncertainty / Error	Result Units	Lab Qual	Rep Res	Overall Qual*	Temp	HT	MB	LCS	MS	Lab Dup	Surr	Rep Limit	Moist Tot/Dis	Field QC	Tune	IC	ICV	CV / CCV	Reason Codes
Analysis Method : 8260B						**Dilution: 1**															
Styrene	1.0		ug/L	U	YES																
Tetrachloroethene	1.0		ug/L	U	YES																
Toluene	1.0		ug/L	U	YES																
TOTAL XYLENES	2.0		ug/L	U	YES																
trans-1,2-Dichloroethene	1.0		ug/L	U	YES																
trans-1,3-Dichloropropene	1.0		ug/L	U	YES																
Trichloroethene	1.0		ug/L	U	YES																
Vinyl chloride	1.0		ug/L	U	YES																

* Overall result qualifier reflects summation of qualifiers added during automated data review and any qualifiers added manually for categories not assessed by automated data review

Sample Qualification Report with Reason Codes (All Results sorted by Client Sample ID)

Client Sample ID : FWGTEAM2-TRIP **Lab Report Batch :** A7J100103 **Lab ID :** STLCAN

Sample Date : 10/09/2007 **Analysis Type: RES** **Sample Matrix :** AQ

Lab Sample ID: A7J100103034

Reviewed By / Date : Heather Hadley 12/13/07 **Approved By / Date :**

Analyte Name	Result	Uncertainty / Error	Result Units	Lab Qual	Rep Res	Overall Qual*	Temp	HT	MB	LCS	MS	Lab Dup	Surr	Rep Limit	Moist Tot/Dis	Field QC	Tune	IC	ICV	CV / CCV	Reason Codes
Analysis Method : 8260B						**Dilution: 1**															
1,1,1-Trichloroethane	1.0		ug/L	U	YES																
1,1,2,2-Tetrachloroethane	1.0		ug/L	U	YES																
1,1,2-Trichloroethane	1.0		ug/L	U	YES																
1,1-Dichloroethane	1.0		ug/L	U	YES																
1,1-Dichloroethene	1.0		ug/L	U	YES																
1,2-Dibromoethane	1.0		ug/L	U	YES																
1,2-Dichloroethane	1.0		ug/L	U	YES																
1,2-Dichloroethene (total)	1.0		ug/L	U	YES																
1,2-Dichloropropane	1.0		ug/L	U	YES																
2-Butanone	10		ug/L	U	YES																
2-Hexanone	10		ug/L	U	YES																
4-Methyl-2-pentanone	10		ug/L	U	YES																
Acetone	3.9		ug/L	J	YES	J								J							L, BJ
Benzene	1.0		ug/L	U	YES																
Bromochloromethane	1.0		ug/L	U	YES																
Bromodichloromethane	1.0		ug/L	U	YES																
Bromoform	1.0		ug/L	U	YES																
Bromomethane	1.0		ug/L	U	YES																
Carbon disulfide	1.0		ug/L	U	YES																
Carbon tetrachloride	1.0		ug/L	U	YES																
Chlorobenzene	1.0		ug/L	U	YES																
Chloroethane	1.0		ug/L	U	YES																
Chloroform	1.0		ug/L	U	YES																
Chloromethane	1.0		ug/L	U	YES																
cis-1,2-Dichloroethene	1.0		ug/L	U	YES																
cis-1,3-Dichloropropene	1.0		ug/L	U	YES																
Dibromochloromethane	1.0		ug/L	U	YES																
Ethylbenzene	1.0		ug/L	U	YES																
M&P-XYLENES	2.0		ug/L	U	YES																
Methylene chloride	0.57		ug/L	J	YES	J								J							L
o-Xylene	1.0		ug/L	U	YES																

* Overall result qualifier reflects summation of qualifiers added during automated data review and any qualifiers added manually for categories not assessed by automated data review

Sample Qualification Report with Reason Codes (All Results sorted by Client Sample ID)

Client Sample ID : FWGTEAM2-TRIP **Lab Report Batch :** A7J100103 **Lab ID :** STLCAN

Sample Date : 10/09/2007 **Analysis Type: RES** **Sample Matrix :** AQ

Lab Sample ID: A7J100103034

Reviewed By / Date : Heather Medley 12/13/07 **Approved By / Date :**

Analyte Name	Result	Uncertainty / Error	Result Units	Lab Qual	Rep Res	Overall Qual*	Temp	HT	MB	LCS	MS	Lab Dup	Surr	Rep Limit	Moist Tot/Dis	Field QC	Tune	IC	ICV	CV / CCV	Reason Codes
Analysis Method : 8260B						**Dilution: 1**															
Styrene	1.0		ug/L	U	YES																
Tetrachloroethene	1.0		ug/L	U	YES																
Toluene	1.0		ug/L	U	YES																
TOTAL XYLENES	2.0		ug/L	U	YES																
trans-1,2-Dichloroethene	1.0		ug/L	U	YES																
trans-1,3-Dichloropropene	1.0		ug/L	U	YES																
Trichloroethene	1.0		ug/L	U	YES																
Vinyl chloride	1.0		ug/L	U	YES																

* Overall result qualifier reflects summation of qualifiers added during automated data review and any qualifiers added manually for categories not assessed by automated data review

Sample Qualification Report with Reason Codes (All Results sorted by Client Sample ID)

Client Sample ID : FWGTEAM3-TRIP **Lab Report Batch :** A7J100103 **Lab ID :** STLCAN

Sample Date : 10/08/2007 **Analysis Type: RES** **Sample Matrix :** AQ

Lab Sample ID: A7J100103023

Reviewed By / Date : Heather Nadler 12/13/07 **Approved By / Date :**

Analyte Name	Result	Uncertainty / Error	Result Units	Lab Qual	Rep Res	Overall Qual*	Temp	HT	MB	LCS	MS	Lab Dup	Surr	Rep Limit	Moist Tot/Dis	Field QC	Tune	IC	ICV	CV / CCV	Reason Codes
Analysis Method : 8260B						**Dilution: 1**															
1,1,1-Trichloroethane	1.0		ug/L	U	YES																
1,1,2,2-Tetrachloroethane	1.0		ug/L	U	YES																
1,1,2-Trichloroethane	1.0		ug/L	U	YES																
1,1-Dichloroethane	1.0		ug/L	U	YES																
1,1-Dichloroethene	1.0		ug/L	U	YES																
1,2-Dibromoethane	1.0		ug/L	U	YES																
1,2-Dichloroethane	1.0		ug/L	U	YES																
1,2-Dichloroethene (total)	1.0		ug/L	U	YES																
1,2-Dichloropropane	1.0		ug/L	U	YES																
2-Butanone	10		ug/L	U	YES																
2-Hexanone	10		ug/L	U	YES																
4-Methyl-2-pentanone	10		ug/L	U	YES																
Acetone	3.2		ug/L	J	YES	J	.							J							L, 8
Benzene	1.0		ug/L	U	YES																
Bromochloromethane	1.0		ug/L	U	YES																
Bromodichloromethane	1.0		ug/L	U	YES																
Bromoform	1.0		ug/L	U	YES																
Bromomethane	1.0		ug/L	U	YES																
Carbon disulfide	1.0		ug/L	U	YES																
Carbon tetrachloride	1.0		ug/L	U	YES																
Chlorobenzene	1.0		ug/L	U	YES																
Chloroethane	1.0		ug/L	U	YES																
Chloroform	1.0		ug/L	U	YES																
Chloromethane	1.0		ug/L	U	YES																
cis-1,2-Dichloroethene	1.0		ug/L	U	YES																
cis-1,3-Dichloropropene	1.0		ug/L	U	YES																
Dibromochloromethane	1.0		ug/L	U	YES																
Ethylbenzene	1.0		ug/L	U	YES																
M&P-XYLENES	2.0		ug/L	U	YES																
Methylene chloride	0.62		ug/L	J	YES	J	.							J							L
o-Xylene	1.0		ug/L	U	YES																

Project Number and Name: 030240.0005 - Ravenna GW **Library Used:** Ravenna GW

ADR 8.1 Report Date: 12/12/2007 11:22

* Overall result qualifier reflects summation of qualifiers added during automated data review and any qualifiers added manually for categories not assessed by automated data review

Sample Qualification Report with Reason Codes (All Results sorted by Client Sample ID)

Client Sample ID : FWGTEAM3-TRIP **Lab Report Batch :** A7J100103 **Lab ID :** STLCAN

Sample Date : 10/08/2007 **Analysis Type: RES** **Sample Matrix :** AQ

Lab Sample ID: A7J100103023

Reviewed By / Date : Heather Medley 12/13/07 **Approved By / Date :**

Analyte Name	Result	Uncertainty / Error	Result Units	Lab Qual	Rep Res	Overall Qual*	Temp	HT	MB	LCS	MS	Lab Dup	Surr	Rep Limit	Moist Tot/Dis	Field QC	Tune	IC	ICV	CV / CCV	Reason Codes
Analysis Method : 8260B						**Dilution: 1**															
Styrene	1.0		ug/L	U	YES																
Tetrachloroethene	1.0		ug/L	U	YES																
Toluene	1.0		ug/L	U	YES																
TOTAL XYLENES	2.0		ug/L	U	YES																
trans-1,2-Dichloroethene	1.0		ug/L	U	YES																
trans-1,3-Dichloropropene	1.0		ug/L	U	YES																
Trichloroethene	1.0		ug/L	U	YES																
Vinyl chloride	1.0		ug/L	U	YES																

* Overall result qualifier reflects summation of qualifiers added during automated data review and any qualifiers added manually for categories not assessed by automated data review

Reason Code Library: Example 1

Category	Code
Low Bias Indicator	-
High Bias Indicator	+
Temperature	A
Holding Times	
Sampling to Analysis	C
Sampling to Extraction	D
Extaction to Analysis	E
Method Blanks	F
Surrogate Recovery	G
MS/MSD	
MS/MSD Recovery	H
MS/MSD RPD	I
LCS	
LCS Recovery	J
LCS RPD	K
Reporting Limits	L
Field QC	
Field Blank	M
Equipment Blank	N
Trip Blank	O
Field Duplicate	P

Category	Code
Initial Calibration	
Initial Calibration RRF	Q
Initial Calibration RSD	R
Initial Calibration Cor. Coef	S
Initial Calibration Verification	
Initial Calibration Verificaton RRF	T
Initial CalibrationVerification %D	U
Continuing Calibration	
Continuing Calibraiton RRF	V
Continuing Calibration %D	W
GC/MS Tune	
GC/MS Tune for Initial Calibration	X
GC/MS Tune for Continuing Calibration	Y
Laboratory Duplicate	Z
Categories not Assessed by Automated Data Review*	
Internal Standards	Is
Calibration Blanks	Cb
Resolution Check Mixture	Rm
Performance Evaluation Mixture	Pm
Professional Judgement	Pj

* Qualifiers for data-review categories not assessed by automated data review are manually entered by the user. The application automatically adds reason codes listed here when the user manually adds qualifiers for these categories if the option for applying reason codes was selected during automated data review.

CASE NARRATIVE

A7J100103

The following report contains the analytical results for thirty-one water samples and three quality control samples submitted to TestAmerica North Canton by Environmental Quality Mgt. Inc. from the RVAAP (OH) Site, project number 30240.0006. The samples were received October 10, 2007, according to documented sample acceptance procedures.

The Method SW846 6860 Perchlorate analysis was performed at the TestAmerica Denver laboratory.

The 8330 Explosives, 353.2 Nitrocellulose as N, and Nitroguanidine analyses were performed at the TestAmerica West Sacramento laboratory. Refer to TestAmerica West Sacramento narrative included in their data package for additional information.

TestAmerica utilizes USEPA approved methods in all analytical work. The samples presented in this report were analyzed for the parameter(s) listed on the analytical methods summary page in accordance with the method(s) indicated. Preliminary results were provided to Eric Corbin and Heather Medley on November 02, 2007. A summary of QC data for these analyses is included at the back of the report.

TestAmerica North Canton attests to the validity of the laboratory data generated by TestAmerica facilities reported herein. All analyses performed by TestAmerica facilities were done using established laboratory SOPs that incorporate QA/QC procedures described in the applicable methods. TestAmerica's operations groups have reviewed the data for compliance with the laboratory QA/QC plan, and data have been found to be compliant with laboratory protocols unless otherwise noted below.

The test results in this report meet all NELAP requirements for parameters for which accreditation is required or available. Any exceptions to NELAP requirements are noted in this report. Pursuant to NELAP, this report may not be reproduced, except in full, without the written approval of the laboratory.

Please refer to the Quality Control Elements Narrative following this case narrative for additional quality control information.

If you have any questions, please call the Project Manager, Mark J. Loeb, at 330-497-9396.

This report is sequentially paginated. The final page of the report is labeled as "END OF REPORT."

SUPPLEMENTAL QC INFORMATION

SAMPLE RECEIVING

The coolers were received at temperatures ranging from 1.4 to 5.0°C.

See TestAmerica's Cooler Receipt Form for additional information.

GC/MS VOLATILES

The sample(s) that contain results between the MDL and the RL were flagged with "J". There is a possibility of false positive or mis-identification at these quantitation levels. In analytical methods requiring confirmation of the analyte reported, confirmation was performed only down to the standard reporting limit (SRL). The acceptance criteria for QC samples may not be met at these quantitation levels.

The matrix spike/matrix spike duplicate(s) for FWGRQLmw-008C-0546-GW and FWGLL12mw-182C-0531-GW had recoveries outside acceptance limits. However, since the associated method blank(s) and laboratory control sample(s) were in control, no corrective action was necessary.

The matrix spike/matrix spike duplicate(s) for batch(es) 7291329 and 7288176 had RPD's and recoveries outside acceptance limits. However, since the associated method blank(s) and laboratory control sample(s) were in control, no corrective action was necessary.

GC/MS SEMIVOLATILES

The sample(s) that contained concentrations of target analyte(s) at a reportable level in the associated Method Blank(s) were flagged with "B". All target analytes in the Method Blank must be below the reporting limit (RL) or the associated sample(s) must be ND with the exception of common laboratory contaminants.

The sample(s) that contain results between the MDL and the RL were flagged with "J". There is a possibility of false positive or mis-identification at these quantitation levels. In analytical methods requiring confirmation of the analyte reported, confirmation was performed only down to the standard reporting limit (SRL). The acceptance criteria for QC samples may not be met at these quantitation levels.

The matrix spike/matrix spike duplicate(s) for FWGRQLmw-008C-0546-GW and FWGLL12mw-182C-0531-GW had RPD's and recoveries outside acceptance limits. However, since the associated method blank(s) and laboratory control sample(s) were in control, no corrective action was necessary.

CASE NARRATIVE (continued)

PESTICIDES-8081

The sample(s) that contain results between the MDL and the RL were flagged with "J". There is a possibility of false positive or mis-identification at these quantitation levels. In analytical methods requiring confirmation of the analyte reported, confirmation was performed only down to the standard reporting limit (SRL). The acceptance criteria for QC samples may not be met at these quantitation levels.

POLYCHLORINATED BIPHENYLS-8082

For sample(s) FWGLL12mw-153C-0530-GW, the recovery for one surrogate compound is outside acceptance criteria. Since the method criterion is that one of two surrogate compounds must meet acceptance criteria, no corrective action was required.

METALS

The sample(s) that contain results between the MDL and the RL were flagged with "B". There is the possibility of false positive or mis-identification at these quantitation levels. The acceptance criteria for the ICB, CCB, and Method Blank are +/- the standard reporting limit (SRL).

The sample(s) that contained concentrations of target analyte(s) at a reportable level in the associated Method Blank(s) were flagged with "J". Refer to the sample report pages for the affected analyte(s).

Matrix spike recovery and relative percent difference (RPD) data were not calculated for some analytes for FWGLLRQLmw-008C-0546-GF due to the sample concentration reading greater than four times the spike amount. See the Matrix Spike Report for the affected analytes which will be flagged with "NC, MSB".

The sample duplicate RPD was outside the acceptance limits for some analytes. The result is less than five times the reporting limit; therefore, no corrective action is required. Refer to the sample duplicate report for RPDS that exceed 20%.

GENERAL CHEMISTRY

The sample(s) that contain results between the MDL and the RL were flagged with "B". There is the possibility of false positive or mis-identification at these quantitation levels. The acceptance criteria for the ICB, CCB, and Method Blank are +/- the standard reporting limit (SRL).

CASE NARRATIVE (continued)

GENERAL CHEMISTRY (continued)

The matrix spike/matrix spike duplicate(s) for FWGLL12mw-182C-0531-GW had RPD's outside acceptance limits. However, since the associated method blank(s) and laboratory control sample(s) were in control, no corrective action was necessary.

For batch(es) 7290619, fourteen (14) samples were bracketed by CCV/CCB. Since all QC met acceptance criteria, the samples have been reported.

QUALITY CONTROL ELEMENTS NARRATIVE

TestAmerica North Canton (formerly STL North Canton) conducts a quality assurance/quality control (QA/QC) program designed to provide scientifically valid and legally defensible data. Toward this end, several types of quality control indicators are incorporated into the QA/QC program, which is described in detail in QA Policy, QA-003. These indicators are introduced into the sample testing process to provide a mechanism for the assessment of the analytical data.

QC BATCH

Environmental samples are taken through the testing process in groups called QUALITY CONTROL BATCHES (QC batches). A QC batch contains up to twenty environmental samples of a similar matrix (water, soil) that are processed using the same reagents and standards. TestAmerica North Canton (formerly STL North Canton) requires that each environmental sample be associated with a QC batch.

Several quality control samples are included in each QC batch and are processed identically to the twenty environmental samples.

For SW846/RCRA methods, QC samples include a METHOD BLANK (MB), a LABORATORY CONTROL SAMPLE (LCS) and, where appropriate, a MATRIX SPIKE/MATRIX SPIKE DUPLICATE (MS/MSD) pair or a MATRIX SPIKE/SAMPLE DUPLICATE (MS/DU) pair. If there is insufficient sample to perform an MS/MSD or an MS/DU, then a LABORATORY CONTROL SAMPLE DUPLICATE (LCSD) is included in the QC batch.

For 600 series/CWA methods, QC samples include a METHOD BLANK (MB), a LABORATORY CONTROL SAMPLE (LCS) and, where appropriate, a MATRIX SPIKE (MS). An MS is prepared and analyzed at a 10% frequency for GC Methods and at a 5% frequency for GC/MS methods.

LABORATORY CONTROL SAMPLE

The Laboratory Control Sample is a QC sample that is created by adding known concentrations of a full or partial set of target analytes to a matrix similar to that of the environmental samples in the QC batch. Multi peak responders may not be included in the target spike list due to co-elution. The LCS analyte recovery results are used to monitor the analytical process and provide evidence that the laboratory is performing the method within acceptable guidelines. All control analytes indicated by a bold type in the LCS must meet acceptance criteria. Failure to meet the established recovery guidelines requires the repreparation and reanalysis of all samples in the QC batch. Comparison of only the failed parameters from the first batch are evaluated. The only exception to the rework requirement is that if the LCS recoveries are biased high and the associated sample is ND (non-detected) for the parameter(s) of interest, the batch is acceptable.

At times, a Laboratory Control Sample Duplicate (LCSD) is also included in the QC batch. An LCSD is a QC sample that is created and handled identically to the LCS. Analyte recovery data from the LCSD is assessed in the same way as that of the LCS. The LCSD recoveries, together with the LCS recoveries, are used to determine the reproducibility (precision) of the analytical system. Precision data are expressed as relative percent differences (RPDs). If the RPD fails for an LCS/LCSD and yet the recoveries are within acceptance criteria, the batch is still acceptable.

METHOD BLANK

The Method Blank is a QC sample consisting of all the reagents used in analyzing the environmental samples contained in the QC batch. Method Blank results are used to determine if interference or contamination in the analytical system could lead to the reporting of false positive data or elevated analyte concentrations. All target analytes must be below the reporting limits (RL) or the associated sample(s) must be ND except under the following circumstances:

- Common organic contaminants may be present at concentrations up to 5 times the reporting limits. Common metals contaminants may be present at concentrations up to 2 times the reporting limit, or the reported blank concentration must be twenty fold less than the concentration reported in the associated environmental samples. (See common laboratory contaminants listed in the table.)

Volatile (GC or GC/MS)	Semivolatile (GC/MS)	Metals ICP-MS	Metals ICP Trace
Methylene Chloride, Acetone, 2-Butanone	Phthalate Esters	Copper, Iron, Zinc, Lead, Calcium, Magnesium, Potassium, Sodium, Barium, Chromium, Manganese	Copper, Iron, Zinc, Lead

- Organic blanks will be accepted if compounds detected in the blank are present in the associated samples at levels 10 times the blank level. Inorganic blanks will be accepted if elements detected in the blank are present in the associated samples at 20 times the blank level.

- Blanks will be accepted if the compounds/elements detected are not present in any of the associated environmental samples.

Failure to meet these Method Blank criteria requires the repreparation and reanalysis of all samples in the QC batch.

MATRIX SPIKE/MATRIX SPIKE DUPLICATE

A Matrix Spike and a Matrix Spike Duplicate are a pair of environmental samples to which known concentrations of a full or partial set of target analytes are added. The MS/MSD results are determined in the same manner as the results of the environmental sample used to prepare the MS/MSD. The analyte recoveries and the relative percent differences (RPDs) of the recoveries are calculated and used to evaluate the effect of the sample matrix on the analytical results. Due to the potential variability of the matrix of each sample, the MS/MSD results may not have an immediate bearing on any samples except the one spiked; therefore, the associated batch MS/MSD may not reflect the same compounds as the samples contained in the analytical report. When these MS/MSD results fail to meet acceptance criteria, the data is evaluated. If the LCS is within acceptance criteria, the batch is considered acceptable.

For certain methods, a Matrix Spike/Sample Duplicate (MS/DU) may be included in the QC batch in place of the MS/MSD. For the parameters (i.e. pH, ignitability) where it is not possible to prepare a spiked sample, a Sample Duplicate may be included in the QC batch. However, a Sample Duplicate is less likely to provide usable precision statistics depending on the likelihood of finding concentrations below the standard reporting limit. When the Sample Duplicate result fails to meet acceptance criteria, the data is evaluated.

For certain methods (600 series methods/CWA), a Matrix Spike is required in place of a Matrix Spike/Matrix Spike Duplicate (MS/MSD) or Matrix Spike/Sample Duplicate (MS/DU).

The acceptance criteria do not apply to samples that are diluted.

SURROGATE COMPOUNDS

In addition to these batch-related QC indicators, each organic environmental and QC sample is spiked with surrogate compounds. Surrogates are organic chemicals that behave similarly to the analytes of interest and that are rarely present in the environment. Surrogate recoveries are used to monitor the individual performance of a sample in the analytical system.

If surrogate recoveries are biased high in the LCS, LCSD, or the Method Blank, and the associated sample(s) are ND, the batch is acceptable. Otherwise, if the LCS, LCSD, or Method Blank surrogate(s) fail to meet recovery criteria, the entire sample batch is reprepared and reanalyzed. If the surrogate recoveries are outside criteria for environmental samples, the samples will be reprepared and reanalyzed unless there is objective evidence of matrix interference or if the sample dilution is greater than the threshold outlined in the associated method SOP.

The acceptance criteria do not apply to samples that are diluted. All other surrogate recoveries will be reported.

For the GC/MS BNA methods, the surrogate criterion is that two of the three surrogates for each fraction must meet acceptance criteria. The third surrogate must have a recovery of ten percent or greater.

For the Pesticide and PCB methods, the surrogate criterion is that one of two surrogate compounds must meet acceptance criteria. The second surrogate must have a recovery of 10% or greater.

SAMPLE SUMMARY

A7J100103

WO #	SAMPLE#	CLIENT SAMPLE ID	SAMPLED DATE	SAMP TIME
J8KPX	001	FWGLL11mw-002C-0528-GW	10/08/07	09:55
J8KP1	002	FWGLL11mw-002C-0528-GF	10/08/07	09:55
J8KP2	003	FWGLL11mw-DUP4-0554-GW	10/08/07	09:55
J8KP3	004	FWGLL11mw-DUP4-0554-GF	10/08/07	09:55
J8KP4	005	FWGRQLmw-008C-0546-GW	10/09/07	12:10
J8KP6	006	FWGRQLmw-008C-0546-GF	10/09/07	12:10
J8KP7	007	FWGLL12mw-183C-0532-GW	10/09/07	14:45
J8KP8	008	FWGLL12mw-183C-0532-GF	10/09/07	14:45
J8KP9	009	FWGLL12mw-DUP2-0552-GW	10/09/07	14:45
J8KQA	010	FWGLL12mw-DUP2-0552-GF	10/09/07	14:45
J8KQD	011	FWGTEAM1-TRIP	10/08/07	09:45
J8KQE	012	FWGCBPmw-007C-0524-GW	10/09/07	09:00
J8KQG	013	FWGCBPmw-007-0524-GF	10/09/07	09:00
J8KQH	014	FWGEEQUIPRINSE2-0557-GW	10/09/07	11:20
J8KQJ	015	FWGCBPmw-006C-0523-GW	10/09/07	12:40
J8KQK	016	FWGCBPmw-006C-0523-GF	10/09/07	12:40
J8KQL	017	FWGLL4mw-198C-0543-GW	10/09/07	14:25
J8KQN	018	FWGLL4mw-198C-0543-GF	10/09/07	14:25
J8KQP	019	FWGLL4mw-199C-0544-GW	10/09/07	16:20
J8KQQ	020	FWGLL4mw-199C-0544-GF	10/09/07	16:20
J8KQT	021	FWGLL1mw-080C-0536-GW	10/08/07	17:00
J8KQV	022	FWGLL1mw-080C-0536-GF	10/08/07	17:00
J8KQW	023	FWGTEAM3-TRIP	10/08/07	16:30
J8KQX	024	FWGRQLmw-009C-0547-GW	10/09/07	09:30
J8KQ0	025	FWGRQLmw-009C-0547-GF	10/09/07	09:30
J8KQ1	026	FWGRQLmw-DUP3-0553-GW	10/09/07	10:30
J8KQ2	027	FWGRQLmw-DUP3-0553-GF	10/09/07	10:30
J8KQ3	028	FWGRQLmw-007C-0545-GW	10/09/07	11:50
J8KQ5	029	FWGRQLmw-007C-0545-GF	10/09/07	11:50
J8KQ7	030	FWGLL12mw-182C-0531-GW	10/09/07	13:20
J8KRD	031	FWGLL12mw-182C-0531-GF	10/09/07	13:20
J8KRF	032	FWGLL12mw-153C-0530-GW	10/09/07	15:45
J8KRG	033	FWGLL12mw-153C-0530-GW	10/09/07	15:45
J8KRH	034	FWGTEAM2-TRIP	10/09/07	08:00

(Continued on next page)

Case Narrative

TestAmerica West Sacramento Project Number A7J100103

General Comments
No manual integrations were performed on this lot.

WATER, 8330, Explosives
Sample(s): 5
This sample showed a high recovery for the 3,4-dinitrotoluene surrogate due to visible matrix interferences.

Samples: 1, 3, 5, 7, 9, 12, 14, 15, 17, 19, 21, 24, 26, 28, 30, 32
The matrix spikes, which were performed on sample 5, showed many recoveries outside control limits due to possible matrix interferences. Since the laboratory control sample met acceptance criteria, no corrective action was performed.

WATER, Nitroguanidine
Sample(s): 1, 3, 5, 7, 9, 12, 14, 15, 17, 19, 21, 24, 26, 28, 30, 32
The matrix spikes, which were performed on sample 5, showed a high RPD for nitroguanidine. Since the laboratory control sample met acceptance criteria, no corrective action was performed.

WATER, 353.2, Nitrocellulose
Sample(s): 1, 3, 5, 7, 9, 12, 14, 15, 17, 19, 21, 24, 26, 28, 30, 32
The matrix spikes, which were performed on sample 30, showed a high RPD for nitrocellulose. Since the laboratory control sample met acceptance criteria, no corrective action was performed.

There were no other anomalies associated with this project.

[redacted]

Chain of Custody Record

SEVERN TRENT formerly STL / TestAmerica

Severn Trent Laboratories, Inc.

STL-4124 (0901)

Client: EQM	Project Manager: John Miller	Date: 10-9-07	Chain of Custody Number: 117227
Address: 1800 Carillon Blvd	Telephone Number (Area Code)/Fax Number: 5138257500 FAX 7495	Lab Number: 3304979396	Page 1 of 1
City: Cincinnati; State: OH; Zip Code: 45240	Site Contact: E CORBIN; Lab Contact: M LOEB		
Project Name and Location (State): RVAAP (OH) Ph#30240.0006	Carrier/Waybill Number: LAB PICK UP		
Contract/Purchase Order/Quote No.			

Analysis (Attach list if more space is needed)

Sample I.D. No. and Description (Containers for each sample may be combined on one line)	Date	Time	Matrix: Air	Aqueous	Sed.	Soil	Containers & Preservatives: Unpres.	H2SO4	HNO3	HCl	NaOH	ZnAc/NaOH	VOC 8260	SVOC 8270	Explo 8330	Pest 8081	PCB 8082	Cyanide	Propellants	Perchlorates	Metal 6010/6020 7470	Nitrate/Nitrite 353.2	Special Instructions/ Conditions of Receipt: Cooler ID#
FWGLL11mw-002C-0528-GW	10/8/07	09:55					6	[illegible]	[illegible]	3	1		X	X	X	X	X	X	X				Minimum Volume 232
FWGLL11mw-002C-0528-GF	10/8/07	09:55					1		1											X	X		232
FWGLL11mw-DUP4-0554-GW	10/8/07	09:55					6			3	1		X	X	X	X	X	X	X				230
FWGLL11mw-DUP4-0554-GW	10/8/07	09:55					1		1											X	X		230
FWGRQLmw-008C-0546-GW	10/9/07	12:10					27			9	3		X	X	X	X	X	X	X				MS/MSD 231, 226, 227
FWGRQLmw-008C-0546-GF	10/9/07	12:10					3		3											X	X		MS/MSD 231, 226, 227
FWGLL12mw-183C-0532-GW	10/9/07	1445					9	1		3	1		X	X	X	X	X	X	X			X	229
FWGLL12mw-183C-0532C-GF	10/9/07	1445					1		1											X	X		229
FWGLL12mw-DUP2-0552-GW	10/9/07	1445					9	1		3	1		X	X	X	X	X	X	X			X	228
FWGLL12mw-DUP2-0552-GF	10/9/07	1445					1		1											X	X		228
FWG Team 1-Trip	10/8/07	0945					2						X										229

Possible Hazard Identification: [X] Non-Hazard [ ] Flammable [ ] Skin Irritant [ ] Poison B [ ] Unknown

Sample Disposal: [ ] Return To Client [X] Disposal By Lab [ ] Archive For ____ Months (A fee may be assessed if samples are retained longer than 1 month)

Turn Around Time Required: [ ] 24 Hours [ ] 48 Hours [ ] 7 Days [ ] 14 Days [X] 21 Days [ ] Other Per SOW

QC Requirements (Specify): Metals + Perchlorates are field filtered

	Date	Time		Date	Time
1. Relinquished By: Erik C. Corbin EQ	10/8/07	18:00	1. Received By: Secure RVAAP Refrigerator	10/8/07	18:00
2. Relinquished By: Refrigerator	10/9/07	07:45	2. Received By: Erik C. Corbin EQ	10/9/07	07:45
3. Relinquished By: [signature]	10/9/07	1830	3. Received By: Rick Robison	10-9-07	1830

Comments: Temps may not meet requirements if sample collection is late in the day; close to the lab pick up time

DISTRIBUTION: WHITE - Returned to Client with Report; CANARY - Stays with the Sample; PINK - Field Copy

Rick Robison 10-9-07 1940 All VOAs in 229 Cooler ID#s 226, 227, 228, 229, 230, 231, 2

Rec: [signature] 10/10/07 0715

TestAmerica North Canton

Chain of Custody Record

SEVERN TRENT formerly STL
Severn Trent Laboratories, Inc.
/ TestAmerica

STL-4124 (0901)

Client: EQM	Project Manager: John Miller	Date: 10-9-07	Chain of Custody Number: 117218
Address: 1800 Carillon Blvd	Telephone Number (Area Code)/Fax Number: 513 825 7500 fax 7495	Lab Number: 330497937G	Page 1 of
City: Cincinnati / State: OH / Zip Code: 45240	Site Contact: E. Corbin	Lab Contact: M Loeb	
Project Name and Location (State): RVAAP (OH) PN#30240.0006	Carrier/Waybill Number: Lab pickup		
Contract/Purchase Order/Quote No.			

Sample I.D. No. and Description (Containers for each sample may be combined on one line)	Date	Time	Matrix: Air	Aqueous	Sed.	Soil	Containers & Preservatives: Unpres.	H2SO4	HNO3	HCl	NaOH	ZnAc/ NaOH	Analysis: VOC 8260	SVOC 8270	Explo 8330	PAH 8310	PCB 8082	Cyanide	Explosives	Perchlorates	Metals 6010/7470				Special Instructions/ Conditions of Receipt
FWGCBPmw-007-0524-GW	10-9-07	0900		X			9		#	3	1		X	X	X	X	X	X	X	X	X#				220
FWGCBPmw-007-0524-GF		0900		X			1		1											X	X				220
FWGEQUIPRINSE2-0557-GW		1120		X			10		1	3	1		X	X	X	X	X	X	X	X	X				UNFILTERED 222
FWGCBPmw-00LC-0523-GW		1240		X			9			3	1		X	X	X	X	X	X	X						223
FWGCBPmw-00LC-0523-GF		1240		X			1		1											X	X				223
FWGLL4mw-198C-0543-GW		1425		X			9			3	1		X	X	X	X	X	X	X						224
FWGLL4mw-198C-0543-GF	10-9-07	1425		X			1		1											X	X				224
FWGLL4mw-199C-05 GW		1620		X			9			3	1		X	X	X	X	X	X	X						225
FWGLL4mw-199C-05 GF		1620		X			1		1											X	X				225
FWGLL1mw-080C-0536-GW	10-8-07	1700		X			9			3	1		X	X	X	X	X	X	X						221
FWGLL1mw-080C-0536-GF	10-8-07	1700		X			1		1											X	X				221
FWGTeam3-Trip	10-8-07	0630								2			X												220

Possible Hazard Identification: [X] Non-Hazard [ ] Flammable [ ] Skin Irritant [ ] Poison B [ ] Unknown

Sample Disposal: [ ] Return To Client [X] Disposal By Lab [ ] Archive For ____ Months (A fee may be assessed if samples are retained longer than 1 month)

Turn Around Time Required: [ ] 24 Hours [ ] 48 Hours [ ] 7 Days [ ] 14 Days [X] 21 Days [ ] Other per SOW

QC Requirements (Specify): Metals + Perchlorates are field filtered except Rinse

	Relinquished By	Date	Time	Received By	Date	Time
1		10/8/07	1800	Secure RVAAP Refridg	10/8/07	1800
2	Refrideratior	10/9/07	0735		10/9/07	0735
3		10/9/07	1830	Rick Robison	10-9-07	1830

Comments: Temps may not meet requirements if sample collection is done in the day close to lab pickup

DISTRIBUTION: WHITE - Returned to Client with Report; CANARY - Stays with the Sample; PINK - Field Copy

Rick Robison 10-9-07 1940

Cooler ID#s 220, 221, 222, 223, 224, 225 ALV04 320

Rec: QL 10/10/07 0715

TestAmerica North Canton

Chain of Custody Record

SEVERN TRENT formerly STL / TestAmerica

Severn Trent Laboratories, Inc.

STL-4124 (0901)

Client: EQM	Project Manager: John Miller	Date: 10-9-07	Chain of Custody Number: 117224
Address: 1800 Carillon Blvd	Telephone Number (Area Code)/Fax Number: 513825 7500 FAX 7495	Lab Number: 330497 9396	Page 1 of 1
City: Cincinnati / State: OH / Zip Code: 45240	Site Contact: E Corbin	Lab Contact: M Loeb	
Project Name and Location (State): RVAAP (OH) PN#30240.0006	Carrier/Waybill Number: Lab pickup		
Contract/Purchase Order/Quote No.			

Sample I.D. No. and Description (Containers for each sample may be combined on one line)	Date	Time	Matrix: Air	Aqueous	Sed.	Soil	Containers & Preservatives: Unpres.	H2SO4	HNO3	HCl	NaOH	ZnAc/NaOH	Analysis (Attach list if more space is needed): VOC 8260	SVOC 8270	EXP10 8330	Pest 8081	PCB 8082	Cyanide	Propellants	Perchlorates	Metals 6010/7470	NO2 NO3	Special Instructions/ Conditions of Receipt
FWGRQLmw-009C-0547-GW	10-9-07	0930		X			9			3	1		X	X	X	X	X	X	X				234
FWGRQLmw-009C-0547-GF	10-9-07	~~0930~~ 0930		X			1		1											X	X		234
FWGRQLmw-DUP3-0553-GW	10-9-07	1030		X			9			3	1		X	X	X	X	X	X	X				235
FWGRQLmw-DUP3-0553-GF	10-9-07	1030		X			1		1											X	X		235
FWGRQLmw-007C-0545-GW	10-9-07	1150		X						3	1		X	X	X	X	X	X	X				233
FWGRQLmw-007C-0545-GF	10-9-07	1150		X			1		1											X	X		233
FWGLL12mw-182C-0531-GW	10-9-07	1320		X			7	3		9	3		X	X	X	X	X	X	X			X	MS/MSD 236, 237, 238
FWGLL12mw-182C-0531-GF	10-9-07	1320		X			3		3											X	X		236, 237, 238
FWGLL12mw-153C-0530-GW	10-9-07	1545		X			9	1		3	1		X	X	X	X	X	X	X			X	239
FWGLL12mw-153C-0530-GF	10-9-07	1545		X			1		1											X	X		239
FWG Team 2 Trip	10-9-07	0800		X						2			X										238

Possible Hazard Identification: [X] Non-Hazard [ ] Flammable [ ] Skin Irritant [ ] Poison B [ ] Unknown

Sample Disposal: [ ] Return To Client [X] Disposal By Lab [ ] Archive For ____ Months (A fee may be assessed if samples are retained longer than 1 month)

Turn Around Time Required: [ ] 24 Hours [ ] 48 Hours [ ] 7 Days [ ] 14 Days [X] 21 Days [ ] Other: Per SOW

QC Requirements (Specify): Metals + Perchlorates are field filtered

		Date	Time
1. Relinquished By		10-9-07	1830
2. Relinquished By	Rick Robison	10-9-07	1940
3. Relinquished By			

		Date	Time
1. Received By	Fed Ex Courier	10-9-07	1830
2. Received By		10/10/07	0715
3. Received By			

Comments: Temps may not meet requirements if sample collection is late in the day close to lab pick up time

Cooler ID#s 233, 234, 235, 236, 237, 238 ALL VOAs 238

DISTRIBUTION: WHITE - Returned to Client with Report; CANARY - Stays with the Sample; PINK - Field Copy

TestAmerica North Canton

TestAmerica Cooler Receipt Form/Narrative **Lot Number:** A7J100103
North Canton Facility

Client: EQM Project: _____ Quote#: 74957
Cooler Received on: 10/10/07 Opened on: 10/10/07 By: [signature] (Signature)
Fedx ☐ Client Drop Off ☐ UPS ☐ DHL ☐ FAS ☐ TestAmerica Courier ☒
Stetson ☐ US Cargo ☐ Other: _____

TestAmerica Cooler No# See Attached Foam Box ☐ Client Cooler ☐ Other _____

1. Were custody seals on the outside of the cooler? Yes ☒ No ☐ Intact? Yes ☒ No ☐ NA ☐
   If YES, Quantity 21
   Were the custody seals signed and dated? Yes ☒ No ☐ NA ☐
2. Shipper's packing slip attached to this form? Yes ☐ No ☐ NA ☒
3. Did custody papers accompany the samples? Yes ☒ No ☐ Relinquished by client? Yes ☒ No ☐
4. Did you sign the custody papers in the appropriate place? Yes ☒ No ☐
5. Packing material used: Bubble Wrap ☒ Foam ☐ None ☐ Other: _____
6. Cooler temperature upon receipt _____ ~~°C (see back of form for multiple coolers/temp)~~ See Attached

METHOD: IR ☒ Other ☐ _____
COOLANT: Wet Ice ☒ Blue Ice ☐ Dry Ice ☐ Water ☐ None ☐

7. Did all bottles arrive in good condition (Unbroken)? Yes ☒ No ☐
8. Could all bottle labels and/or tags be reconciled with the COC? Yes ☐ No ☒
9. Were samples at the correct pH upon receipt? Yes ☒ No ☐ NA ☐
10. Were correct bottles used for the tests indicated? Yes ☒ No ☐
11. Were air bubbles >6 mm in any VOA vials? Yes ☐ No ☐ NA ☐
12. Sufficient quantity received to perform indicated analyses? Yes ☒ No ☐
13. Was a Trip Blank present in the cooler? Yes ☒ No ☐ Were VOAs on the COC? Yes ☒ No ☐

Contacted PM MJC Date: 10/10 by: [initials] via Voice Mail ☐ Verbal ☒ Other ☐
Concerning: _____

1. CHAIN OF CUSTODY

The following discrepancies occurred:
COC ID = FWGLL4mw-199C-05 -GW Label ID = FWGLL4mw-199C-0544-GW
COC ID = FWGLL4mw-199C-05 -GF Label ID = FWGLL4mw-199C-0544-GF
Will log IDs for Label IDs
Received 3xL empty for samples FWGLL11mw-002C-0528-GW and FWGLL11mw-DUP4-0554-GW. Received 1xL empty for sample FWGLL12mw-182C-0531-GW. OVER

2. SAMPLE CONDITION

Sample(s) _____ were received after the recommended holding time had expired.
Sample(s) _____ were received in a broken container.

3. SAMPLE PRESERVATION

Sample(s) _____ were further preserved in sample receiving to meet recommended pH level(s). *Nitric Acid Lot #042607-HNO3 - Sulfuric Acid Lot # 092006-H2SO4; Sodium Hydroxide Lot # 122805 -NaOH; Hydrochloric Acid Lot # 092006-HCl; Sodium Hydroxide and Zinc Acetate Lot # 050205-CH3COO2ZN/NaOH*
Sample(s) _____ were received with bubble > 6 mm in diameter (cc: PM)

4. Other (see below or back)

Client ID	pH	Date	Initials

TestAmerica Cooler Receipt Form/Narrative
North Canton Facility

Client ID	pH	Date	Initials

Cooler	Temp °C	Method	Coolant

Discrepancies Cont'd

Rec 1K250 with ID FWGRQL-009C-0547-GW for perchlorate. COC ID is FWG-RQL-009C-0547-GF. Will log ID per COC.
Rec 1K250 with ID FWGRQLmw-DUP3-0553-GW for perchlorate. COC ID is FWG-RQLmw-DUP3-0553-GF. Will log ID per COC.

TestAmerica N.Canton Multiple Cooler Receipt Form/Narrative

Lot No. A7J100103

Client ID	pH	Date	Initials
524 - GW	* >12	10/10/07	JM
524 - GF	<2		
557 - GW	>12 <2		
523 - GW	>12		
523 - GF	<2		
543 - GW	>12		
543 - GF	<2		
544 GW	>12		
544 GF	<2		
536 GW	>12		
536 GF	<2		
547 GW	>12		
547 GF	<2		
553 GW	>12		
553 GF	<2		
545 GW	>12		
545 GF	<2		
531 GW	>12 >12 >12 <2 <2 <2		
531 GF	<2 <2 <2		
530 GW	>12 <2		
530 GF	<2		
~~547~~ 528 - GW	>12		
~~547~~ 528 - GF	<2		
554 GW	>12		
554 GF	<2		
546 GW	>12		
546 GF	<2		
532 GW	>12 <2		
532 GF	<2		
552 GW	712 <2		
552 GF	<2		
~~528 GW~~	>12	10 OCT 07	MAF
~~528 GF~~	<2		

MAF 10/10

N:\QAQC\LAB_FORM\TestAmerica North Canton Multiple Cooler Receipt_Narrative.doc
Revision 1, 06/18/07 JSE

TestAmerica North Canton Multiple Cooler Form

Lot No. A7d100103

Cooler	Temp °C	Method	Coolant	Comments
234	4.6 °C	IR	Ice	
235	2.6			
233	2.0			
237	1.8			
236	1.5			
239	2.4			
238	1.7			
221	2.2			
225	3.8			
224	3.2			
223	4.2			
222	5.0			
220	2.9			
232	2.6			
230	1.4			
231	4.4			
226	2.0			
227	2.4			
228	4.8			
229	5.0			

N:\QAQC\LAB_FORM\TestAmerica North Canton Multiple Cooler Form.doc
Revision 1, 06/18/07 JSE

GCMS VOLATILE DATA

Environmental Quality Mgt., Inc.

Client Sample ID: FWGLL11mw-002C-0528-GW

GC/MS Volatiles

Lot-Sample #...: A7J100103-001 **Work Order #...:** J8KPX1AA **Matrix.....:** WG
Date Sampled...: 10/08/07 09:55 **Date Received..:** 10/10/07
Prep Date.....: 10/15/07 **Analysis Date..:** 10/15/07
Prep Batch #...: 7288176
Dilution Factor: 1 **Initial Wgt/Vol:** 5 mL **Final Wgt/Vol..:** 5 mL
Method.....: SW846 8260B

PARAMETER	RESULT	REPORTING LIMIT	UNITS	MDL
Bromochloromethane	ND	1.0	ug/L	0.29
1,2-Dibromoethane	ND	1.0	ug/L	0.24
o-Xylene	ND	1.0	ug/L	0.14
m-Xylene & p-Xylene	ND	2.0	ug/L	0.24
cis-1,2-Dichloroethene	ND	1.0	ug/L	0.17
trans-1,2-Dichloroethene	ND	1.0	ug/L	0.19
Chloromethane	ND	1.0	ug/L	0.30
Bromomethane	ND	1.0	ug/L	0.41
Vinyl chloride	ND	1.0	ug/L	0.22
Chloroethane	ND	1.0	ug/L	0.29
Methylene chloride	ND	2.0	ug/L	0.33
Acetone	ND	10	ug/L	1.1
Carbon disulfide	**6.9**	**1.0**	**ug/L**	**0.13**
1,1-Dichloroethene	ND	1.0	ug/L	0.19
1,1-Dichloroethane	ND	1.0	ug/L	0.15
1,2-Dichloroethene (total)	ND	1.0	ug/L	0.34
Chloroform	ND	1.0	ug/L	0.16
1,2-Dichloroethane	ND	1.0	ug/L	0.22
2-Butanone	ND	10	ug/L	0.57
1,1,1-Trichloroethane	ND	1.0	ug/L	0.22
Carbon tetrachloride	ND	1.0	ug/L	0.13
Bromodichloromethane	ND	1.0	ug/L	0.15
1,2-Dichloropropane	ND	1.0	ug/L	0.18
cis-1,3-Dichloropropene	ND	1.0	ug/L	0.14
Trichloroethene	ND	1.0	ug/L	0.17
Dibromochloromethane	ND	1.0	ug/L	0.18
1,1,2-Trichloroethane	ND	1.0	ug/L	0.27
Benzene	ND	1.0	ug/L	0.13
trans-1,3-Dichloropropene	ND	1.0	ug/L	0.19
Bromoform	ND	1.0	ug/L	0.64
4-Methyl-2-pentanone	ND	10	ug/L	0.32
2-Hexanone	ND	10	ug/L	0.41
Tetrachloroethene	ND	1.0	ug/L	0.29
1,1,2,2-Tetrachloroethane	ND	1.0	ug/L	0.18
Toluene	ND	1.0	ug/L	0.13
Chlorobenzene	ND	1.0	ug/L	0.15
Ethylbenzene	ND	1.0	ug/L	0.17

(Continued on next page)

Environmental Quality Mgt., Inc.

Client Sample ID: FWGLL11mw-002C-0528-GW

GC/MS Volatiles

Lot-Sample #...: A7J100103-001 **Work Order #...:** J8KPX1AA **Matrix.....:** WG

PARAMETER	RESULT	REPORTING LIMIT	UNITS	MDL
Styrene	ND	1.0	ug/L	0.11
Xylenes (total)	ND	2.0	ug/L	0.28

SURROGATE	PERCENT RECOVERY	RECOVERY LIMITS
Dibromofluoromethane	92	(50 - 150)
1,2-Dichloroethane-d4	93	(50 - 150)
Toluene-d8	87	(50 - 150)
4-Bromofluorobenzene	89	(50 - 150)

Environmental Quality Mgt., Inc.

Client Sample ID: FWGLL11mw-DUP4-0554-GW

GC/MS Volatiles

Lot-Sample #...: A7J100103-003 **Work Order #...:** J8KP21AA **Matrix.....:** WG
Date Sampled...: 10/08/07 09:55 **Date Received..:** 10/10/07
Prep Date.....: 10/15/07 **Analysis Date..:** 10/15/07
Prep Batch #...: 7288176
Dilution Factor: 1 **Initial Wgt/Vol:** 5 mL **Final Wgt/Vol..:** 5 mL
Method.....: SW846 8260B

PARAMETER	RESULT	REPORTING LIMIT	UNITS	MDL
Bromochloromethane	ND	1.0	ug/L	0.29
1,2-Dibromoethane	ND	1.0	ug/L	0.24
o-Xylene	ND	1.0	ug/L	0.14
m-Xylene & p-Xylene	ND	2.0	ug/L	0.24
cis-1,2-Dichloroethene	ND	1.0	ug/L	0.17
trans-1,2-Dichloroethene	ND	1.0	ug/L	0.19
Chloromethane	ND	1.0	ug/L	0.30
Bromomethane	ND	1.0	ug/L	0.41
Vinyl chloride	ND	1.0	ug/L	0.22
Chloroethane	ND	1.0	ug/L	0.29
Methylene chloride	ND	2.0	ug/L	0.33
Acetone	ND	10	ug/L	1.1
Carbon disulfide	**6.7**	**1.0**	**ug/L**	**0.13**
1,1-Dichloroethene	ND	1.0	ug/L	0.19
1,1-Dichloroethane	ND	1.0	ug/L	0.15
1,2-Dichloroethene (total)	ND	1.0	ug/L	0.34
Chloroform	ND	1.0	ug/L	0.16
1,2-Dichloroethane	ND	1.0	ug/L	0.22
2-Butanone	ND	10	ug/L	0.57
1,1,1-Trichloroethane	ND	1.0	ug/L	0.22
Carbon tetrachloride	ND	1.0	ug/L	0.13
Bromodichloromethane	ND	1.0	ug/L	0.15
1,2-Dichloropropane	ND	1.0	ug/L	0.18
cis-1,3-Dichloropropene	ND	1.0	ug/L	0.14
Trichloroethene	ND	1.0	ug/L	0.17
Dibromochloromethane	ND	1.0	ug/L	0.18
1,1,2-Trichloroethane	ND	1.0	ug/L	0.27
Benzene	ND	1.0	ug/L	0.13
trans-1,3-Dichloropropene	ND	1.0	ug/L	0.19
Bromoform	ND	1.0	ug/L	0.64
4-Methyl-2-pentanone	ND	10	ug/L	0.32
2-Hexanone	ND	10	ug/L	0.41
Tetrachloroethene	ND	1.0	ug/L	0.29
1,1,2,2-Tetrachloroethane	ND	1.0	ug/L	0.18
Toluene	ND	1.0	ug/L	0.13
Chlorobenzene	ND	1.0	ug/L	0.15
Ethylbenzene	ND	1.0	ug/L	0.17

(Continued on next page)

Environmental Quality Mgt., Inc.

Client Sample ID: FWGLL11mw-DUP4-0554-GW

GC/MS Volatiles

Lot-Sample #...: A7J100103-003 **Work Order #...:** J8KP21AA **Matrix.....:** WG

PARAMETER	RESULT	REPORTING LIMIT	UNITS	MDL
Styrene	ND	1.0	ug/L	0.11
Xylenes (total)	ND	2.0	ug/L	0.28

SURROGATE	PERCENT RECOVERY	RECOVERY LIMITS
Dibromofluoromethane	94	(50 - 150)
1,2-Dichloroethane-d4	91	(50 - 150)
Toluene-d8	86	(50 - 150)
4-Bromofluorobenzene	87	(50 - 150)

Environmental Quality Mgt., Inc.

Client Sample ID: FWGRQLmw-008C-0546-GW

GC/MS Volatiles

Lot-Sample #...: A7J100103-005 **Work Order #...:** J8KP41AA **Matrix.....:** WG
Date Sampled...: 10/09/07 12:10 **Date Received..:** 10/10/07
Prep Date.....: 10/16/07 **Analysis Date..:** 10/16/07
Prep Batch #...: 7269353
Dilution Factor: 1 **Initial Wgt/Vol:** 5 mL **Final Wgt/Vol..:** 5 mL
Method.....: SW846 8260B

PARAMETER	RESULT	REPORTING LIMIT	UNITS	MDL
cis-1,2-Dichloroethene	ND	1.0	ug/L	0.17
trans-1,2-Dichloroethene	ND	1.0	ug/L	0.19
Bromochloromethane	ND	1.0	ug/L	0.29
1,2-Dibromoethane	ND	1.0	ug/L	0.24
o-Xylene	ND	1.0	ug/L	0.14
m-Xylene & p-Xylene	ND	2.0	ug/L	0.24
Chloromethane	ND	1.0	ug/L	0.30
Bromomethane	ND	1.0	ug/L	0.41
Vinyl chloride	ND	1.0	ug/L	0.22
Chloroethane	ND	1.0	ug/L	0.29
Methylene chloride	ND	2.0	ug/L	0.33
Acetone	ND	10	ug/L	1.1
Carbon disulfide	**3.1**	**1.0**	**ug/L**	**0.13**
1,1-Dichloroethene	ND	1.0	ug/L	0.19
1,1-Dichloroethane	ND	1.0	ug/L	0.15
1,2-Dichloroethene (total)	ND	1.0	ug/L	0.34
Chloroform	ND	1.0	ug/L	0.16
1,2-Dichloroethane	ND	1.0	ug/L	0.22
2-Butanone	ND	10	ug/L	0.57
1,1,1-Trichloroethane	ND	1.0	ug/L	0.22
Carbon tetrachloride	ND	1.0	ug/L	0.13
Bromodichloromethane	ND	1.0	ug/L	0.15
1,2-Dichloropropane	ND	1.0	ug/L	0.18
cis-1,3-Dichloropropene	ND	1.0	ug/L	0.14
Trichloroethene	ND	1.0	ug/L	0.17
Dibromochloromethane	ND	1.0	ug/L	0.18
1,1,2-Trichloroethane	ND	1.0	ug/L	0.27
Benzene	ND	1.0	ug/L	0.13
trans-1,3-Dichloropropene	ND	1.0	ug/L	0.19
Bromoform	ND	1.0	ug/L	0.64
4-Methyl-2-pentanone	ND	10	ug/L	0.32
2-Hexanone	ND	10	ug/L	0.41
Tetrachloroethene	ND	1.0	ug/L	0.29
1,1,2,2-Tetrachloroethane	ND	1.0	ug/L	0.18
Toluene	ND	1.0	ug/L	0.13
Chlorobenzene	ND	1.0	ug/L	0.15
Ethylbenzene	ND	1.0	ug/L	0.17

(Continued on next page)

Environmental Quality Mgt., Inc.

Client Sample ID: FWGRQLmw-008C-0546-GW

GC/MS Volatiles

Lot-Sample #...: A7J100103-005 Work Order #...: J8KP41AA Matrix.....: WG

PARAMETER	RESULT	REPORTING LIMIT	UNITS	MDL
Styrene	ND	1.0	ug/L	0.11
Xylenes (total)	ND	2.0	ug/L	0.28

SURROGATE	PERCENT RECOVERY	RECOVERY LIMITS
Dibromofluoromethane	92	(50 - 150)
1,2-Dichloroethane-d4	89	(50 - 150)
Toluene-d8	85	(50 - 150)
4-Bromofluorobenzene	86	(50 - 150)

Environmental Quality Mgt., Inc.

Client Sample ID: FWGLL12mw-183C-0532-GW

GC/MS Volatiles

Lot-Sample #...: A7J100103-007 **Work Order #...:** J8KP71AA **Matrix.....:** WG
Date Sampled...: 10/09/07 14:45 **Date Received..:** 10/10/07
Prep Date.....: 10/15/07 **Analysis Date..:** 10/15/07
Prep Batch #...: 7288176
Dilution Factor: 1 **Initial Wgt/Vol:** 5 mL **Final Wgt/Vol..:** 5 mL
Method.....: SW846 8260B

PARAMETER	RESULT	REPORTING LIMIT	UNITS	MDL
Bromochloromethane	ND	1.0	ug/L	0.29
1,2-Dibromoethane	ND	1.0	ug/L	0.24
o-Xylene	ND	1.0	ug/L	0.14
m-Xylene & p-Xylene	ND	2.0	ug/L	0.24
cis-1,2-Dichloroethene	ND	1.0	ug/L	0.17
trans-1,2-Dichloroethene	ND	1.0	ug/L	0.19
Chloromethane	ND	1.0	ug/L	0.30
Bromomethane	ND	1.0	ug/L	0.41
Vinyl chloride	ND	1.0	ug/L	0.22
Chloroethane	ND	1.0	ug/L	0.29
Methylene chloride	ND	2.0	ug/L	0.33
Acetone	ND	10	ug/L	1.1
Carbon disulfide	**0.47 J**	**1.0**	**ug/L**	**0.13**
1,1-Dichloroethene	ND	1.0	ug/L	0.19
1,1-Dichloroethane	ND	1.0	ug/L	0.15
1,2-Dichloroethene (total)	ND	1.0	ug/L	0.34
Chloroform	ND	1.0	ug/L	0.16
1,2-Dichloroethane	ND	1.0	ug/L	0.22
2-Butanone	ND	10	ug/L	0.57
1,1,1-Trichloroethane	ND	1.0	ug/L	0.22
Carbon tetrachloride	ND	1.0	ug/L	0.13
Bromodichloromethane	ND	1.0	ug/L	0.15
1,2-Dichloropropane	ND	1.0	ug/L	0.18
cis-1,3-Dichloropropene	ND	1.0	ug/L	0.14
Trichloroethene	ND	1.0	ug/L	0.17
Dibromochloromethane	ND	1.0	ug/L	0.18
1,1,2-Trichloroethane	ND	1.0	ug/L	0.27
Benzene	ND	1.0	ug/L	0.13
trans-1,3-Dichloropropene	ND	1.0	ug/L	0.19
Bromoform	ND	1.0	ug/L	0.64
4-Methyl-2-pentanone	ND	10	ug/L	0.32
2-Hexanone	ND	10	ug/L	0.41
Tetrachloroethene	ND	1.0	ug/L	0.29
1,1,2,2-Tetrachloroethane	ND	1.0	ug/L	0.18
Toluene	ND	1.0	ug/L	0.13
Chlorobenzene	ND	1.0	ug/L	0.15
Ethylbenzene	ND	1.0	ug/L	0.17

(Continued on next page)

Environmental Quality Mgt., Inc.

Client Sample ID: FWGLL12mw-183C-0532-GW

GC/MS Volatiles

Lot-Sample #...: A7J100103-007 Work Order #...: J8KP71AA Matrix.....: WG

PARAMETER	RESULT	REPORTING LIMIT	UNITS	MDL
Styrene	ND	1.0	ug/L	0.11
Xylenes (total)	ND	2.0	ug/L	0.28

SURROGATE	PERCENT RECOVERY	RECOVERY LIMITS
Dibromofluoromethane	95	(50 - 150)
1,2-Dichloroethane-d4	92	(50 - 150)
Toluene-d8	87	(50 - 150)
4-Bromofluorobenzene	86	(50 - 150)

NOTE(S):

J Estimated result. Result is less than RL.

Environmental Quality Mgt., Inc.

Client Sample ID: FWGLL12mw-DUP2-0552-GW

GC/MS Volatiles

Lot-Sample #...: A7J100103-009 **Work Order #...:** J8KP91AA **Matrix.....:** WG
Date Sampled...: 10/09/07 14:45 **Date Received..:** 10/10/07
Prep Date.....: 10/15/07 **Analysis Date..:** 10/15/07
Prep Batch #...: 7288176
Dilution Factor: 1 **Initial Wgt/Vol:** 5 mL **Final Wgt/Vol..:** 5 mL
Method.....: SW846 8260B

PARAMETER	RESULT	REPORTING LIMIT	UNITS	MDL
Bromochloromethane	ND	1.0	ug/L	0.29
1,2-Dibromoethane	ND	1.0	ug/L	0.24
o-Xylene	ND	1.0	ug/L	0.14
m-Xylene & p-Xylene	ND	2.0	ug/L	0.24
cis-1,2-Dichloroethene	ND	1.0	ug/L	0.17
trans-1,2-Dichloroethene	ND	1.0	ug/L	0.19
Chloromethane	ND	1.0	ug/L	0.30
Bromomethane	ND	1.0	ug/L	0.41
Vinyl chloride	ND	1.0	ug/L	0.22
Chloroethane	ND	1.0	ug/L	0.29
Methylene chloride	ND	2.0	ug/L	0.33
Acetone	ND	10	ug/L	1.1
Carbon disulfide	**0.43 J**	**1.0**	**ug/L**	**0.13**
1,1-Dichloroethene	ND	1.0	ug/L	0.19
1,1-Dichloroethane	ND	1.0	ug/L	0.15
1,2-Dichloroethene (total)	ND	1.0	ug/L	0.34
Chloroform	ND	1.0	ug/L	0.16
1,2-Dichloroethane	ND	1.0	ug/L	0.22
2-Butanone	ND	10	ug/L	0.57
1,1,1-Trichloroethane	ND	1.0	ug/L	0.22
Carbon tetrachloride	ND	1.0	ug/L	0.13
Bromodichloromethane	ND	1.0	ug/L	0.15
1,2-Dichloropropane	ND	1.0	ug/L	0.18
cis-1,3-Dichloropropene	ND	1.0	ug/L	0.14
Trichloroethene	ND	1.0	ug/L	0.17
Dibromochloromethane	ND	1.0	ug/L	0.18
1,1,2-Trichloroethane	ND	1.0	ug/L	0.27
Benzene	ND	1.0	ug/L	0.13
trans-1,3-Dichloropropene	ND	1.0	ug/L	0.19
Bromoform	ND	1.0	ug/L	0.64
4-Methyl-2-pentanone	ND	10	ug/L	0.32
2-Hexanone	ND	10	ug/L	0.41
Tetrachloroethene	ND	1.0	ug/L	0.29
1,1,2,2-Tetrachloroethane	ND	1.0	ug/L	0.18
Toluene	ND	1.0	ug/L	0.13
Chlorobenzene	ND	1.0	ug/L	0.15
Ethylbenzene	ND	1.0	ug/L	0.17

(Continued on next page)

Environmental Quality Mgt., Inc.

Client Sample ID: FWGLL12mw-DUP2-0552-GW

GC/MS Volatiles

Lot-Sample #...: A7J100103-009 **Work Order #...:** J8KP91AA **Matrix.....:** WG

PARAMETER	RESULT	REPORTING LIMIT	UNITS	MDL
Styrene	ND	1.0	ug/L	0.11
Xylenes (total)	ND	2.0	ug/L	0.28

SURROGATE	PERCENT RECOVERY	RECOVERY LIMITS
Dibromofluoromethane	92	(50 - 150)
1,2-Dichloroethane-d4	90	(50 - 150)
Toluene-d8	87	(50 - 150)
4-Bromofluorobenzene	88	(50 - 150)

NOTE(S):

J Estimated result. Result is less than RL.

Environmental Quality Mgt., Inc.

Client Sample ID: FWGTEAM1-TRIP

GC/MS Volatiles

Lot-Sample #...: A7J100103-011 **Work Order #...:** J8KQD1AA **Matrix.....:** WQ
Date Sampled...: 10/08/07 09:45 **Date Received..:** 10/10/07
Prep Date.....: 10/15/07 **Analysis Date..:** 10/15/07
Prep Batch #...: 7288176
Dilution Factor: 1 **Initial Wgt/Vol:** 5 mL **Final Wgt/Vol..:** 5 mL
Method.....: SW846 8260B

PARAMETER	RESULT	REPORTING LIMIT	UNITS	MDL
Bromochloromethane	ND	1.0	ug/L	0.29
1,2-Dibromoethane	ND	1.0	ug/L	0.24
o-Xylene	ND	1.0	ug/L	0.14
m-Xylene & p-Xylene	ND	2.0	ug/L	0.24
cis-1,2-Dichloroethene	ND	1.0	ug/L	0.17
trans-1,2-Dichloroethene	ND	1.0	ug/L	0.19
Chloromethane	ND	1.0	ug/L	0.30
Bromomethane	ND	1.0	ug/L	0.41
Vinyl chloride	ND	1.0	ug/L	0.22
Chloroethane	ND	1.0	ug/L	0.29
Methylene chloride	**0.65 J**	**2.0**	**ug/L**	**0.33**
Acetone	**4.4 J**	**10**	**ug/L**	**1.1**
Carbon disulfide	ND	1.0	ug/L	0.13
1,1-Dichloroethene	ND	1.0	ug/L	0.19
1,1-Dichloroethane	ND	1.0	ug/L	0.15
1,2-Dichloroethene (total)	ND	1.0	ug/L	0.34
Chloroform	ND	1.0	ug/L	0.16
1,2-Dichloroethane	ND	1.0	ug/L	0.22
2-Butanone	ND	10	ug/L	0.57
1,1,1-Trichloroethane	ND	1.0	ug/L	0.22
Carbon tetrachloride	ND	1.0	ug/L	0.13
Bromodichloromethane	ND	1.0	ug/L	0.15
1,2-Dichloropropane	ND	1.0	ug/L	0.18
cis-1,3-Dichloropropene	ND	1.0	ug/L	0.14
Trichloroethene	ND	1.0	ug/L	0.17
Dibromochloromethane	ND	1.0	ug/L	0.18
1,1,2-Trichloroethane	ND	1.0	ug/L	0.27
Benzene	ND	1.0	ug/L	0.13
trans-1,3-Dichloropropene	ND	1.0	ug/L	0.19
Bromoform	ND	1.0	ug/L	0.64
4-Methyl-2-pentanone	ND	10	ug/L	0.32
2-Hexanone	ND	10	ug/L	0.41
Tetrachloroethene	ND	1.0	ug/L	0.29
1,1,2,2-Tetrachloroethane	ND	1.0	ug/L	0.18
Toluene	ND	1.0	ug/L	0.13
Chlorobenzene	ND	1.0	ug/L	0.15
Ethylbenzene	ND	1.0	ug/L	0.17

(Continued on next page)

Environmental Quality Mgt., Inc.

Client Sample ID: FWGTEAM1-TRIP

GC/MS Volatiles

Lot-Sample #...: A7J100103-011 Work Order #...: J8KQD1AA Matrix.....: WQ

PARAMETER	RESULT	REPORTING LIMIT	UNITS	MDL
Styrene	ND	1.0	ug/L	0.11
Xylenes (total)	ND	2.0	ug/L	0.28

SURROGATE	PERCENT RECOVERY	RECOVERY LIMITS
Dibromofluoromethane	93	(50 - 150)
1,2-Dichloroethane-d4	90	(50 - 150)
Toluene-d8	88	(50 - 150)
4-Bromofluorobenzene	89	(50 - 150)

NOTE(S):

J Estimated result. Result is less than RL.

Environmental Quality Mgt., Inc.

Client Sample ID: FWGCBPmw-007C-0524-GW

GC/MS Volatiles

Lot-Sample #...: A7J100103-012 **Work Order #...:** J8KQE1AA **Matrix.....:** WG
Date Sampled...: 10/09/07 09:00 **Date Received..:** 10/10/07
Prep Date.....: 10/15/07 **Analysis Date..:** 10/15/07
Prep Batch #...: 7288176
Dilution Factor: 1 **Initial Wgt/Vol:** 5 mL **Final Wgt/Vol..:** 5 mL
Method.....: SW846 8260B

PARAMETER	RESULT	REPORTING LIMIT	UNITS	MDL
m-Xylene & p-Xylene	ND	2.0	ug/L	0.24
Bromochloromethane	ND	1.0	ug/L	0.29
1,2-Dibromoethane	ND	1.0	ug/L	0.24
o-Xylene	ND	1.0	ug/L	0.14
cis-1,2-Dichloroethene	ND	1.0	ug/L	0.17
trans-1,2-Dichloroethene	ND	1.0	ug/L	0.19
Chloromethane	ND	1.0	ug/L	0.30
Bromomethane	ND	1.0	ug/L	0.41
Vinyl chloride	ND	1.0	ug/L	0.22
Chloroethane	ND	1.0	ug/L	0.29
Methylene chloride	ND	2.0	ug/L	0.33
Acetone	ND	10	ug/L	1.1
Carbon disulfide	**0.52 J**	**1.0**	**ug/L**	**0.13**
1,1-Dichloroethene	ND	1.0	ug/L	0.19
1,1-Dichloroethane	ND	1.0	ug/L	0.15
1,2-Dichloroethene (total)	ND	1.0	ug/L	0.34
Chloroform	ND	1.0	ug/L	0.16
1,2-Dichloroethane	ND	1.0	ug/L	0.22
2-Butanone	ND	10	ug/L	0.57
1,1,1-Trichloroethane	ND	1.0	ug/L	0.22
Carbon tetrachloride	ND	1.0	ug/L	0.13
Bromodichloromethane	ND	1.0	ug/L	0.15
1,2-Dichloropropane	ND	1.0	ug/L	0.18
cis-1,3-Dichloropropene	ND	1.0	ug/L	0.14
Trichloroethene	ND	1.0	ug/L	0.17
Dibromochloromethane	ND	1.0	ug/L	0.18
1,1,2-Trichloroethane	ND	1.0	ug/L	0.27
Benzene	ND	1.0	ug/L	0.13
trans-1,3-Dichloropropene	ND	1.0	ug/L	0.19
Bromoform	ND	1.0	ug/L	0.64
4-Methyl-2-pentanone	ND	10	ug/L	0.32
2-Hexanone	ND	10	ug/L	0.41
Tetrachloroethene	ND	1.0	ug/L	0.29
1,1,2,2-Tetrachloroethane	ND	1.0	ug/L	0.18
Toluene	ND	1.0	ug/L	0.13
Chlorobenzene	ND	1.0	ug/L	0.15
Ethylbenzene	ND	1.0	ug/L	0.17

(Continued on next page)

Environmental Quality Mgt., Inc.

Client Sample ID: FWGCBPmw-007C-0524-GW

GC/MS Volatiles

Lot-Sample #...: A7J100103-012 Work Order #...: J8KQE1AA Matrix.....: WG

PARAMETER	RESULT	REPORTING LIMIT	UNITS	MDL
Styrene	ND	1.0	ug/L	0.11
Xylenes (total)	ND	2.0	ug/L	0.28

SURROGATE	PERCENT RECOVERY	RECOVERY LIMITS
Dibromofluoromethane	94	(50 - 150)
1,2-Dichloroethane-d4	94	(50 - 150)
Toluene-d8	87	(50 - 150)
4-Bromofluorobenzene	87	(50 - 150)

NOTE(S):

j Estimated result. Result is less than RL.

Environmental Quality Mgt., Inc.

Client Sample ID: FWGEEQUIPRINSE2-0557-GW

GC/MS Volatiles

Lot-Sample #...: A7J100103-014 Work Order #...: J8KQH1AA Matrix.....: WG
Date Sampled...: 10/09/07 11:20 Date Received..: 10/10/07
Prep Date.....: 10/15/07 Analysis Date..: 10/15/07
Prep Batch #...: 7288176
Dilution Factor: 1 Initial Wgt/Vol: 5 mL Final Wgt/Vol..: 5 mL
Method.....: SW846 8260B

PARAMETER	RESULT	REPORTING LIMIT	UNITS	MDL
Bromochloromethane	ND	1.0	ug/L	0.29
1,2-Dibromoethane	ND	1.0	ug/L	0.24
o-Xylene	0.34 J	1.0	ug/L	0.14
m-Xylene & p-Xylene	0.50 J	2.0	ug/L	0.24
cis-1,2-Dichloroethene	ND	1.0	ug/L	0.17
trans-1,2-Dichloroethene	ND	1.0	ug/L	0.19
Chloromethane	ND	1.0	ug/L	0.30
Bromomethane	ND	1.0	ug/L	0.41
Vinyl chloride	ND	1.0	ug/L	0.22
Chloroethane	ND	1.0	ug/L	0.29
Methylene chloride	ND	2.0	ug/L	0.33
Acetone	28	10	ug/L	1.1
Carbon disulfide	ND	1.0	ug/L	0.13
1,1-Dichloroethene	ND	1.0	ug/L	0.19
1,1-Dichloroethane	ND	1.0	ug/L	0.15
1,2-Dichloroethene (total)	ND	1.0	ug/L	0.34
Chloroform	ND	1.0	ug/L	0.16
1,2-Dichloroethane	ND	1.0	ug/L	0.22
2-Butanone	9.1 J	10	ug/L	0.57
1,1,1-Trichloroethane	ND	1.0	ug/L	0.22
Carbon tetrachloride	ND	1.0	ug/L	0.13
Bromodichloromethane	ND	1.0	ug/L	0.15
1,2-Dichloropropane	ND	1.0	ug/L	0.18
cis-1,3-Dichloropropene	ND	1.0	ug/L	0.14
Trichloroethene	ND	1.0	ug/L	0.17
Dibromochloromethane	ND	1.0	ug/L	0.18
1,1,2-Trichloroethane	ND	1.0	ug/L	0.27
Benzene	ND	1.0	ug/L	0.13
trans-1,3-Dichloropropene	ND	1.0	ug/L	0.19
Bromoform	ND	1.0	ug/L	0.64
4-Methyl-2-pentanone	2.2 J	10	ug/L	0.32
2-Hexanone	0.58 J	10	ug/L	0.41
Tetrachloroethene	ND	1.0	ug/L	0.29
1,1,2,2-Tetrachloroethane	ND	1.0	ug/L	0.18
Toluene	1.0	1.0	ug/L	0.13
Chlorobenzene	ND	1.0	ug/L	0.15
Ethylbenzene	0.19 J	1.0	ug/L	0.17

(Continued on next page)

Environmental Quality Mgt., Inc.

Client Sample ID: FWGEEQUIPRINSE2-0557-GW

GC/MS Volatiles

Lot-Sample #...: A7J100103-014 Work Order #...: J8KQH1AA Matrix.....: WG

PARAMETER	RESULT	REPORTING LIMIT	UNITS	MDL
Styrene	ND	1.0	ug/L	0.11
Xylenes (total)	**0.94 J**	**2.0**	**ug/L**	**0.28**

SURROGATE	PERCENT RECOVERY	RECOVERY LIMITS
Dibromofluoromethane	94	(50 - 150)
1,2-Dichloroethane-d4	91	(50 - 150)
Toluene-d8	98	(50 - 150)
4-Bromofluorobenzene	88	(50 - 150)

NOTE(S):

J Estimated result. Result is less than RL.

Environmental Quality Mgt., Inc.

Client Sample ID: FWGCBPmw-006C-0523-GW

GC/MS Volatiles

Lot-Sample #...: A7J100103-015 **Work Order #...:** J8KQJ1AA **Matrix.....:** WG
Date Sampled...: 10/09/07 12:40 **Date Received..:** 10/10/07
Prep Date.....: 10/15/07 **Analysis Date..:** 10/15/07
Prep Batch #...: 7288176
Dilution Factor: 1 **Initial Wgt/Vol:** 5 mL **Final Wgt/Vol..:** 5 mL
Method.....: SW846 8260B

PARAMETER	RESULT	REPORTING LIMIT	UNITS	MDL
Bromochloromethane	ND	1.0	ug/L	0.29
1,2-Dibromoethane	ND	1.0	ug/L	0.24
o-Xylene	ND	1.0	ug/L	0.14
m-Xylene & p-Xylene	ND	2.0	ug/L	0.24
cis-1,2-Dichloroethene	ND	1.0	ug/L	0.17
trans-1,2-Dichloroethene	ND	1.0	ug/L	0.19
Chloromethane	ND	1.0	ug/L	0.30
Bromomethane	ND	1.0	ug/L	0.41
Vinyl chloride	ND	1.0	ug/L	0.22
Chloroethane	ND	1.0	ug/L	0.29
Methylene chloride	ND	2.0	ug/L	0.33
Acetone	ND	10	ug/L	1.1
Carbon disulfide	ND	1.0	ug/L	0.13
1,1-Dichloroethene	ND	1.0	ug/L	0.19
1,1-Dichloroethane	ND	1.0	ug/L	0.15
1,2-Dichloroethene (total)	ND	1.0	ug/L	0.34
Chloroform	ND	1.0	ug/L	0.16
1,2-Dichloroethane	ND	1.0	ug/L	0.22
2-Butanone	ND	10	ug/L	0.57
1,1,1-Trichloroethane	ND	1.0	ug/L	0.22
Carbon tetrachloride	ND	1.0	ug/L	0.13
Bromodichloromethane	ND	1.0	ug/L	0.15
1,2-Dichloropropane	ND	1.0	ug/L	0.18
cis-1,3-Dichloropropene	ND	1.0	ug/L	0.14
Trichloroethene	ND	1.0	ug/L	0.17
Dibromochloromethane	ND	1.0	ug/L	0.18
1,1,2-Trichloroethane	ND	1.0	ug/L	0.27
Benzene	ND	1.0	ug/L	0.13
trans-1,3-Dichloropropene	ND	1.0	ug/L	0.19
Bromoform	ND	1.0	ug/L	0.64
4-Methyl-2-pentanone	ND	10	ug/L	0.32
2-Hexanone	ND	10	ug/L	0.41
Tetrachloroethene	ND	1.0	ug/L	0.29
1,1,2,2-Tetrachloroethane	ND	1.0	ug/L	0.18
Toluene	ND	1.0	ug/L	0.13
Chlorobenzene	ND	1.0	ug/L	0.15
Ethylbenzene	ND	1.0	ug/L	0.17

(Continued on next page)

Environmental Quality Mgt., Inc.

Client Sample ID: FWGCBPmw-006C-0523-GW

GC/MS Volatiles

Lot-Sample #...: A7J100103-015 **Work Order #...:** J8KQJ1AA **Matrix.....:** WG

PARAMETER	RESULT	REPORTING LIMIT	UNITS	MDL
Styrene	ND	1.0	ug/L	0.11
Xylenes (total)	ND	2.0	ug/L	0.28

SURROGATE	PERCENT RECOVERY	RECOVERY LIMITS
Dibromofluoromethane	92	(50 - 150)
1,2-Dichloroethane-d4	92	(50 - 150)
Toluene-d8	87	(50 - 150)
4-Bromofluorobenzene	88	(50 - 150)

Environmental Quality Mgt., Inc.

Client Sample ID: FWGLL4mw-198C-0543-GW

GC/MS Volatiles

Lot-Sample #...: A7J100103-017 **Work Order #...:** J8KQL1AA **Matrix.....:** WG
Date Sampled...: 10/09/07 14:25 **Date Received..:** 10/10/07
Prep Date.....: 10/16/07 **Analysis Date..:** 10/16/07
Prep Batch #...: 7289353
Dilution Factor: 1 **Initial Wgt/Vol:** 5 mL **Final Wgt/Vol..:** 5 mL
Method.....: SW846 8260B

PARAMETER	RESULT	REPORTING LIMIT	UNITS	MDL
Bromochloromethane	ND	1.0	ug/L	0.29
1,2-Dibromoethane	ND	1.0	ug/L	0.24
o-Xylene	ND	1.0	ug/L	0.14
m-Xylene & p-Xylene	ND	2.0	ug/L	0.24
cis-1,2-Dichloroethene	ND	1.0	ug/L	0.17
trans-1,2-Dichloroethene	ND	1.0	ug/L	0.19
Chloromethane	ND	1.0	ug/L	0.30
Bromomethane	ND	1.0	ug/L	0.41
Vinyl chloride	ND	1.0	ug/L	0.22
Chloroethane	ND	1.0	ug/L	0.29
Methylene chloride	ND	2.0	ug/L	0.33
Acetone	ND	10	ug/L	1.1
Carbon disulfide	ND	1.0	ug/L	0.13
1,1-Dichloroethene	ND	1.0	ug/L	0.19
1,1-Dichloroethane	ND	1.0	ug/L	0.15
1,2-Dichloroethene (total)	ND	1.0	ug/L	0.34
Chloroform	ND	1.0	ug/L	0.16
1,2-Dichloroethane	ND	1.0	ug/L	0.22
2-Butanone	ND	10	ug/L	0.57
1,1,1-Trichloroethane	ND	1.0	ug/L	0.22
Carbon tetrachloride	ND	1.0	ug/L	0.13
Bromodichloromethane	ND	1.0	ug/L	0.15
1,2-Dichloropropane	ND	1.0	ug/L	0.18
cis-1,3-Dichloropropene	ND	1.0	ug/L	0.14
Trichloroethene	ND	1.0	ug/L	0.17
Dibromochloromethane	ND	1.0	ug/L	0.18
1,1,2-Trichloroethane	ND	1.0	ug/L	0.27
Benzene	ND	1.0	ug/L	0.13
trans-1,3-Dichloropropene	ND	1.0	ug/L	0.19
Bromoform	ND	1.0	ug/L	0.64
4-Methyl-2-pentanone	ND	10	ug/L	0.32
2-Hexanone	ND	10	ug/L	0.41
Tetrachloroethene	ND	1.0	ug/L	0.29
1,1,2,2-Tetrachloroethane	ND	1.0	ug/L	0.18
Toluene	ND	1.0	ug/L	0.13
Chlorobenzene	ND	1.0	ug/L	0.15
Ethylbenzene	ND	1.0	ug/L	0.17

(Continued on next page)

Environmental Quality Mgt., Inc.

Client Sample ID: FWGLL4mw-198C-0543-GW

GC/MS Volatiles

Lot-Sample #...: A7J100103-017 Work Order #...: J8KQL1AA Matrix.....: WG

PARAMETER	RESULT	REPORTING LIMIT	UNITS	MDL
Styrene	ND	1.0	ug/L	0.11
Xylenes (total)	ND	2.0	ug/L	0.28

SURROGATE	PERCENT RECOVERY	RECOVERY LIMITS
Dibromofluoromethane	90	(50 - 150)
1,2-Dichloroethane-d4	87	(50 - 150)
Toluene-d8	88	(50 - 150)
4-Bromofluorobenzene	88	(50 - 150)

Environmental Quality Mgt., Inc.

Client Sample ID: FWGLL4mw-199C-0544-GW

GC/MS Volatiles

Lot-Sample #...: A7J100103-019 Work Order #...: J8KQP1AA Matrix.....: WG
Date Sampled...: 10/09/07 16:20 Date Received..: 10/10/07
Prep Date.....: 10/16/07 Analysis Date..: 10/16/07
Prep Batch #...: 7289353
Dilution Factor: 1 Initial Wgt/Vol: 5 mL Final Wgt/Vol..: 5 mL
Method.....: SW846 8260B

PARAMETER	RESULT	REPORTING LIMIT	UNITS	MDL
Bromochloromethane	ND	1.0	ug/L	0.29
1,2-Dibromoethane	ND	1.0	ug/L	0.24
o-Xylene	ND	1.0	ug/L	0.14
m-Xylene & p-Xylene	ND	2.0	ug/L	0.24
cis-1,2-Dichloroethene	ND	1.0	ug/L	0.17
trans-1,2-Dichloroethene	ND	1.0	ug/L	0.19
Chloromethane	ND	1.0	ug/L	0.30
Bromomethane	ND	1.0	ug/L	0.41
Vinyl chloride	ND	1.0	ug/L	0.22
Chloroethane	ND	1.0	ug/L	0.29
Methylene chloride	ND	2.0	ug/L	0.33
Acetone	ND	10	ug/L	1.1
Carbon disulfide	ND	1.0	ug/L	0.13
1,1-Dichloroethene	ND	1.0	ug/L	0.19
1,1-Dichloroethane	ND	1.0	ug/L	0.15
1,2-Dichloroethene (total)	ND	1.0	ug/L	0.34
Chloroform	ND	1.0	ug/L	0.16
1,2-Dichloroethane	ND	1.0	ug/L	0.22
2-Butanone	ND	10	ug/L	0.57
1,1,1-Trichloroethane	ND	1.0	ug/L	0.22
Carbon tetrachloride	ND	1.0	ug/L	0.13
Bromodichloromethane	ND	1.0	ug/L	0.15
1,2-Dichloropropane	ND	1.0	ug/L	0.18
cis-1,3-Dichloropropene	ND	1.0	ug/L	0.14
Trichloroethene	ND	1.0	ug/L	0.17
Dibromochloromethane	ND	1.0	ug/L	0.18
1,1,2-Trichloroethane	ND	1.0	ug/L	0.27
Benzene	ND	1.0	ug/L	0.13
trans-1,3-Dichloropropene	ND	1.0	ug/L	0.19
Bromoform	ND	1.0	ug/L	0.64
4-Methyl-2-pentanone	ND	10	ug/L	0.32
2-Hexanone	ND	10	ug/L	0.41
Tetrachloroethene	ND	1.0	ug/L	0.29
1,1,2,2-Tetrachloroethane	ND	1.0	ug/L	0.18
Toluene	ND	1.0	ug/L	0.13
Chlorobenzene	ND	1.0	ug/L	0.15
Ethylbenzene	ND	1.0	ug/L	0.17

(Continued on next page)

Environmental Quality Mgt., Inc.

Client Sample ID: FWGLL4mw-199C-0544-GW

GC/MS Volatiles

Lot-Sample #...: A7J100103-019 **Work Order #...:** J8KQP1AA **Matrix.....:** WG

PARAMETER	RESULT	REPORTING LIMIT	UNITS	MDL
Styrene	ND	1.0	ug/L	0.11
Xylenes (total)	ND	2.0	ug/L	0.28

SURROGATE	PERCENT RECOVERY	RECOVERY LIMITS
Dibromofluoromethane	92	(50 - 150)
1,2-Dichloroethane-d4	87	(50 - 150)
Toluene-d8	88	(50 - 150)
4-Bromofluorobenzene	82	(50 - 150)

Environmental Quality Mgt., Inc.

Client Sample ID: FWGLL1mw-080C-0536-GW

GC/MS Volatiles

Lot-Sample #...: A7J100103-021	**Work Order #...:** J8KQT1AA	**Matrix.....:** WG	
Date Sampled...: 10/08/07 17:00	**Date Received..:** 10/10/07		
Prep Date.....: 10/16/07	**Analysis Date..:** 10/16/07		
Prep Batch #...: 7289353			
Dilution Factor: 1	**Initial Wgt/Vol:** 5 mL	**Final Wgt/Vol..:** 5 mL	
	Method.....: SW846 8260B		

PARAMETER	RESULT	REPORTING LIMIT	UNITS	MDL
Bromochloromethane	ND	1.0	ug/L	0.29
1,2-Dibromoethane	ND	1.0	ug/L	0.24
o-Xylene	ND	1.0	ug/L	0.14
m-Xylene & p-Xylene	ND	2.0	ug/L	0.24
cis-1,2-Dichloroethene	ND	1.0	ug/L	0.17
trans-1,2-Dichloroethene	ND	1.0	ug/L	0.19
Chloromethane	ND	1.0	ug/L	0.30
Bromomethane	ND	1.0	ug/L	0.41
Vinyl chloride	ND	1.0	ug/L	0.22
Chloroethane	ND	1.0	ug/L	0.29
Methylene chloride	ND	2.0	ug/L	0.33
Acetone	ND	10	ug/L	1.1
Carbon disulfide	ND	1.0	ug/L	0.13
1,1-Dichloroethene	ND	1.0	ug/L	0.19
1,1-Dichloroethane	ND	1.0	ug/L	0.15
1,2-Dichloroethene (total)	ND	1.0	ug/L	0.34
Chloroform	ND	1.0	ug/L	0.16
1,2-Dichloroethane	ND	1.0	ug/L	0.22
2-Butanone	ND	10	ug/L	0.57
1,1,1-Trichloroethane	ND	1.0	ug/L	0.22
Carbon tetrachloride	ND	1.0	ug/L	0.13
Bromodichloromethane	ND	1.0	ug/L	0.15
1,2-Dichloropropane	ND	1.0	ug/L	0.18
cis-1,3-Dichloropropene	ND	1.0	ug/L	0.14
Trichloroethene	ND	1.0	ug/L	0.17
Dibromochloromethane	ND	1.0	ug/L	0.18
1,1,2-Trichloroethane	ND	1.0	ug/L	0.27
Benzene	ND	1.0	ug/L	0.13
trans-1,3-Dichloropropene	ND	1.0	ug/L	0.19
Bromoform	ND	1.0	ug/L	0.64
4-Methyl-2-pentanone	ND	10	ug/L	0.32
2-Hexanone	ND	10	ug/L	0.41
Tetrachloroethene	ND	1.0	ug/L	0.29
1,1,2,2-Tetrachloroethane	ND	1.0	ug/L	0.18
Toluene	**0.22 J**	**1.0**	**ug/L**	**0.13**
Chlorobenzene	ND	1.0	ug/L	0.15
Ethylbenzene	ND	1.0	ug/L	0.17

(Continued on next page)

Environmental Quality Mgt., Inc.

Client Sample ID: FWGLL1mw-080C-0536-GW

GC/MS Volatiles

Lot-Sample #...: A7J100103-021 Work Order #...: J8KQT1AA Matrix.....: WG

PARAMETER	RESULT	REPORTING LIMIT	UNITS	MDL
Styrene	ND	1.0	ug/L	0.11
Xylenes (total)	ND	2.0	ug/L	0.28

SURROGATE	PERCENT RECOVERY	RECOVERY LIMITS
Dibromofluoromethane	92	(50 - 150)
1,2-Dichloroethane-d4	90	(50 - 150)
Toluene-d8	89	(50 - 150)
4-Bromofluorobenzene	89	(50 - 150)

NOTE(S):

J Estimated result. Result is less than RL.

Environmental Quality Mgt., Inc.

Client Sample ID: FWGTEAM3-TRIP

GC/MS Volatiles

Lot-Sample #...: A7J100103-023	**Work Order #...:** J8KQW1AA	**Matrix.....:** WQ	
Date Sampled...: 10/08/07 16:30	**Date Received..:** 10/10/07		
Prep Date.....: 10/16/07	**Analysis Date..:** 10/16/07		
Prep Batch #...: 7289353			
Dilution Factor: 1	**Initial Wgt/Vol:** 5 mL	**Final Wgt/Vol..:** 5 mL	
	Method.....: SW846 8260B		

PARAMETER	RESULT	REPORTING LIMIT	UNITS	MDL
Bromochloromethane	ND	1.0	ug/L	0.29
1,2-Dibromoethane	ND	1.0	ug/L	0.24
o-Xylene	ND	1.0	ug/L	0.14
m-Xylene & p-Xylene	ND	2.0	ug/L	0.24
cis-1,2-Dichloroethene	ND	1.0	ug/L	0.17
trans-1,2-Dichloroethene	ND	1.0	ug/L	0.19
Chloromethane	ND	1.0	ug/L	0.30
Bromomethane	ND	1.0	ug/L	0.41
Vinyl chloride	ND	1.0	ug/L	0.22
Chloroethane	ND	1.0	ug/L	0.29
Methylene chloride	***0.62 J***	**2.0**	**ug/L**	**0.33**
Acetone	**3.2 J**	**10**	**ug/L**	**1.1**
Carbon disulfide	ND	1.0	ug/L	0.13
1,1-Dichloroethene	ND	1.0	ug/L	0.19
1,1-Dichloroethane	ND	1.0	ug/L	0.15
1,2-Dichloroethene (total)	ND	1.0	ug/L	0.34
Chloroform	ND	1.0	ug/L	0.16
1,2-Dichloroethane	ND	1.0	ug/L	0.22
2-Butanone	ND	10	ug/L	0.57
1,1,1-Trichloroethane	ND	1.0	ug/L	0.22
Carbon tetrachloride	ND	1.0	ug/L	0.13
Bromodichloromethane	ND	1.0	ug/L	0.15
1,2-Dichloropropane	ND	1.0	ug/L	0.18
cis-1,3-Dichloropropene	ND	1.0	ug/L	0.14
Trichloroethene	ND	1.0	ug/L	0.17
Dibromochloromethane	ND	1.0	ug/L	0.18
1,1,2-Trichloroethane	ND	1.0	ug/L	0.27
Benzene	ND	1.0	ug/L	0.13
trans-1,3-Dichloropropene	ND	1.0	ug/L	0.19
Bromoform	ND	1.0	ug/L	0.64
4-Methyl-2-pentanone	ND	10	ug/L	0.32
2-Hexanone	ND	10	ug/L	0.41
Tetrachloroethene	ND	1.0	ug/L	0.29
1,1,2,2-Tetrachloroethane	ND	1.0	ug/L	0.18
Toluene	ND	1.0	ug/L	0.13
Chlorobenzene	ND	1.0	ug/L	0.15
Ethylbenzene	ND	1.0	ug/L	0.17

(Continued on next page)

Environmental Quality Mgt., Inc.

Client Sample ID: FWGTEAM3-TRIP

GC/MS Volatiles

Lot-Sample #...: A7J100103-023 Work Order #...: J8KQW1AA Matrix.....: WQ

PARAMETER	RESULT	REPORTING LIMIT	UNITS	MDL
Styrene	ND	1.0	ug/L	0.11
Xylenes (total)	ND	2.0	ug/L	0.28

SURROGATE	PERCENT RECOVERY	RECOVERY LIMITS
Dibromofluoromethane	91	(50 - 150)
1,2-Dichloroethane-d4	88	(50 - 150)
Toluene-d8	88	(50 - 150)
4-Bromofluorobenzene	88	(50 - 150)

NOTE(S):

J Estimated result. Result is less than RL.

Environmental Quality Mgt., Inc.

Client Sample ID: FWGRQLmw-009C-0547-GW

GC/MS Volatiles

Lot-Sample #...: A7J100103-024 Work Order #...: J8KQX1AA Matrix.....: WG
Date Sampled...: 10/09/07 09:30 Date Received..: 10/10/07
Prep Date.....: 10/16/07 Analysis Date..: 10/16/07
Prep Batch #...: 7289353
Dilution Factor: 1 Initial Wgt/Vol: 5 mL Final Wgt/Vol..: 5 mL
Method.....: SW846 8260B

PARAMETER	RESULT	REPORTING LIMIT	UNITS	MDL
Bromochloromethane	ND	1.0	ug/L	0.29
1,2-Dibromoethane	ND	1.0	ug/L	0.24
o-Xylene	ND	1.0	ug/L	0.14
m-Xylene & p-Xylene	ND	2.0	ug/L	0.24
cis-1,2-Dichloroethene	ND	1.0	ug/L	0.17
trans-1,2-Dichloroethene	ND	1.0	ug/L	0.19
Chloromethane	ND	1.0	ug/L	0.30
Bromomethane	ND	1.0	ug/L	0.41
Vinyl chloride	ND	1.0	ug/L	0.22
Chloroethane	ND	1.0	ug/L	0.29
Methylene chloride	ND	2.0	ug/L	0.33
Acetone	ND	10	ug/L	1.1
Carbon disulfide	ND	1.0	ug/L	0.13
1,1-Dichloroethene	ND	1.0	ug/L	0.19
1,1-Dichloroethane	ND	1.0	ug/L	0.15
1,2-Dichloroethene (total)	ND	1.0	ug/L	0.34
Chloroform	ND	1.0	ug/L	0.16
1,2-Dichloroethane	ND	1.0	ug/L	0.22
2-Butanone	ND	10	ug/L	0.57
1,1,1-Trichloroethane	ND	1.0	ug/L	0.22
Carbon tetrachloride	ND	1.0	ug/L	0.13
Bromodichloromethane	ND	1.0	ug/L	0.15
1,2-Dichloropropane	ND	1.0	ug/L	0.18
cis-1,3-Dichloropropene	ND	1.0	ug/L	0.14
Trichloroethene	ND	1.0	ug/L	0.17
Dibromochloromethane	ND	1.0	ug/L	0.18
1,1,2-Trichloroethane	ND	1.0	ug/L	0.27
Benzene	ND	1.0	ug/L	0.13
trans-1,3-Dichloropropene	ND	1.0	ug/L	0.19
Bromoform	ND	1.0	ug/L	0.64
4-Methyl-2-pentanone	ND	10	ug/L	0.32
2-Hexanone	ND	10	ug/L	0.41
Tetrachloroethene	ND	1.0	ug/L	0.29
1,1,2,2-Tetrachloroethane	ND	1.0	ug/L	0.18
Toluene	ND	1.0	ug/L	0.13
Chlorobenzene	ND	1.0	ug/L	0.15
Ethylbenzene	ND	1.0	ug/L	0.17

(Continued on next page)

Environmental Quality Mgt., Inc.

Client Sample ID: FWGRQLmw-009C-0547-GW

GC/MS Volatiles

Lot-Sample #...: A7J100103-024 **Work Order #...:** J8KQX1AA **Matrix.....:** WG

PARAMETER	RESULT	REPORTING LIMIT	UNITS	MDL
Styrene	ND	1.0	ug/L	0.11
Xylenes (total)	ND	2.0	ug/L	0.28

SURROGATE	PERCENT RECOVERY	RECOVERY LIMITS
Dibromofluoromethane	91	(50 - 150)
1,2-Dichloroethane-d4	87	(50 - 150)
Toluene-d8	87	(50 - 150)
4-Bromofluorobenzene	88	(50 - 150)

Environmental Quality Mgt., Inc.

Client Sample ID: FWGRQLmw-DUP3-0553-GW

GC/MS Volatiles

Lot-Sample #...: A7J100103-026 **Work Order #...:** J8KQ11AA **Matrix.....:** WG
Date Sampled...: 10/09/07 10:30 **Date Received..:** 10/10/07
Prep Date.....: 10/16/07 **Analysis Date..:** 10/16/07
Prep Batch #...: 7289353
Dilution Factor: 1 **Initial Wgt/Vol:** 5 mL **Final Wgt/Vol..:** 5 mL
Method.....: SW846 8260B

PARAMETER	RESULT	REPORTING LIMIT	UNITS	MDL
Bromochloromethane	ND	1.0	ug/L	0.29
1,2-Dibromoethane	ND	1.0	ug/L	0.24
o-Xylene	ND	1.0	ug/L	0.14
m-Xylene & p-Xylene	ND	2.0	ug/L	0.24
cis-1,2-Dichloroethene	ND	1.0	ug/L	0.17
trans-1,2-Dichloroethene	ND	1.0	ug/L	0.19
Chloromethane	ND	1.0	ug/L	0.30
Bromomethane	ND	1.0	ug/L	0.41
Vinyl chloride	ND	1.0	ug/L	0.22
Chloroethane	ND	1.0	ug/L	0.29
Methylene chloride	ND	2.0	ug/L	0.33
Acetone	ND	10	ug/L	1.1
Carbon disulfide	ND	1.0	ug/L	0.13
1,1-Dichloroethene	ND	1.0	ug/L	0.19
1,1-Dichloroethane	ND	1.0	ug/L	0.15
1,2-Dichloroethene (total)	ND	1.0	ug/L	0.34
Chloroform	ND	1.0	ug/L	0.16
1,2-Dichloroethane	ND	1.0	ug/L	0.22
2-Butanone	ND	10	ug/L	0.57
1,1,1-Trichloroethane	ND	1.0	ug/L	0.22
Carbon tetrachloride	ND	1.0	ug/L	0.13
Bromodichloromethane	ND	1.0	ug/L	0.15
1,2-Dichloropropane	ND	1.0	ug/L	0.18
cis-1,3-Dichloropropene	ND	1.0	ug/L	0.14
Trichloroethene	ND	1.0	ug/L	0.17
Dibromochloromethane	ND	1.0	ug/L	0.18
1,1,2-Trichloroethane	ND	1.0	ug/L	0.27
Benzene	ND	1.0	ug/L	0.13
trans-1,3-Dichloropropene	ND	1.0	ug/L	0.19
Bromoform	ND	1.0	ug/L	0.64
4-Methyl-2-pentanone	ND	10	ug/L	0.32
2-Hexanone	ND	10	ug/L	0.41
Tetrachloroethene	ND	1.0	ug/L	0.29
1,1,2,2-Tetrachloroethane	ND	1.0	ug/L	0.18
Toluene	ND	1.0	ug/L	0.13
Chlorobenzene	ND	1.0	ug/L	0.15
Ethylbenzene	ND	1.0	ug/L	0.17

(Continued on next page)

Environmental Quality Mgt., Inc.

Client Sample ID: FWGRQLmw-DUP3-0553-GW

GC/MS Volatiles

Lot-Sample #...: A7J100103-026 **Work Order #...:** J8KQ11AA **Matrix.....:** WG

PARAMETER	RESULT	REPORTING LIMIT	UNITS	MDL
Styrene	ND	1.0	ug/L	0.11
Xylenes (total)	ND	2.0	ug/L	0.28

SURROGATE	PERCENT RECOVERY	RECOVERY LIMITS
Dibromofluoromethane	92	(50 - 150)
1,2-Dichloroethane-d4	87	(50 - 150)
Toluene-d8	87	(50 - 150)
4-Bromcfluorobenzene	86	(50 - 150)

Environmental Quality Mgt., Inc.

Client Sample ID: FWGRQLmw-007C-0545-GW

GC/MS Volatiles

Lot-Sample #...: A7J100103-028 **Work Order #...:** J8KQ31AA **Matrix.....:** WG
Date Sampled...: 10/09/07 11:50 **Date Received..:** 10/10/07
Prep Date.....: 10/16/07 **Analysis Date..:** 10/16/07
Prep Batch #...: 7289353
Dilution Factor: 1 **Initial Wgt/Vol:** 5 mL **Final Wgt/Vol..:** 5 mL
Method.....: SW846 8260B

PARAMETER	RESULT	REPORTING LIMIT	UNITS	MDL
Bromochloromethane	ND	1.0	ug/L	0.29
1,2-Dibromoethane	ND	1.0	ug/L	0.24
o-Xylene	ND	1.0	ug/L	0.14
m-Xylene & p-Xylene	ND	2.0	ug/L	0.24
cis-1,2-Dichloroethene	ND	1.0	ug/L	0.17
trans-1,2-Dichloroethene	ND	1.0	ug/L	0.19
Chloromethane	ND	1.0	ug/L	0.30
Bromomethane	ND	1.0	ug/L	0.41
Vinyl chloride	ND	1.0	ug/L	0.22
Chloroethane	ND	1.0	ug/L	0.29
Methylene chloride	ND	2.0	ug/L	0.33
Acetone	ND	10	ug/L	1.1
Carbon disulfide	ND	1.0	ug/L	0.13
1,1-Dichloroethene	ND	1.0	ug/L	0.19
1,1-Dichloroethane	ND	1.0	ug/L	0.15
1,2-Dichloroethene (total)	ND	1.0	ug/L	0.34
Chloroform	ND	1.0	ug/L	0.16
1,2-Dichloroethane	ND	1.0	ug/L	0.22
2-Butanone	ND	10	ug/L	0.57
1,1,1-Trichloroethane	ND	1.0	ug/L	0.22
Carbon tetrachloride	ND	1.0	ug/L	0.13
Bromodichloromethane	ND	1.0	ug/L	0.15
1,2-Dichloropropane	ND	1.0	ug/L	0.18
cis-1,3-Dichloropropene	ND	1.0	ug/L	0.14
Trichloroethene	ND	1.0	ug/L	0.17
Dibromochloromethane	ND	1.0	ug/L	0.18
1,1,2-Trichloroethane	ND	1.0	ug/L	0.27
Benzene	ND	1.0	ug/L	0.13
trans-1,3-Dichloropropene	ND	1.0	ug/L	0.19
Bromoform	ND	1.0	ug/L	0.64
4-Methyl-2-pentanone	ND	10	ug/L	0.32
2-Hexanone	ND	10	ug/L	0.41
Tetrachloroethene	ND	1.0	ug/L	0.29
1,1,2,2-Tetrachloroethane	ND	1.0	ug/L	0.18
Toluene	ND	1.0	ug/L	0.13
Chlorobenzene	ND	1.0	ug/L	0.15
Ethylbenzene	ND	1.0	ug/L	0.17

(Continued on next page)

Environmental Quality Mgt., Inc.

Client Sample ID: FWGRQLmw-007C-0545-GW

GC/MS Volatiles

Lot-Sample #...: A7J100103-028 **Work Order #...:** J8KQ31AA **Matrix.....:** WG

PARAMETER	RESULT	REPORTING LIMIT	UNITS	MDL
Styrene	ND	1.0	ug/L	0.11
Xylenes (total)	ND	2.0	ug/L	0.28

SURROGATE	PERCENT RECOVERY	RECOVERY LIMITS
Dibromofluoromethane	90	(50 - 150)
1,2-Dichloroethane-d4	89	(50 - 150)
Toluene-d8	88	(50 - 150)
4-Bromofluorobenzene	88	(50 - 150)

Environmental Quality Mgt., Inc.

Client Sample ID: FWGLL12mw-182C-0531-GW

GC/MS Volatiles

Lot-Sample #...: A7J100103-030 **Work Order #...:** J8KQ71AA **Matrix.....:** WG
Date Sampled...: 10/09/07 13:20 **Date Received..:** 10/10/07
Prep Date.....: 10/17/07 **Analysis Date..:** 10/17/07
Prep Batch #...: 7291329
Dilution Factor: 1 **Initial Wgt/Vol:** 5 mL **Final Wgt/Vol..:** 5 mL
Method.....: SW846 8260B

PARAMETER	RESULT	REPORTING LIMIT	UNITS	MDL
Bromochloromethane	ND	1.0	ug/L	0.29
1,2-Dibromoethane	ND	1.0	ug/L	0.24
o-Xylene	ND	1.0	ug/L	0.14
m-Xylene & p-Xylene	ND	2.0	ug/L	0.24
cis-1,2-Dichloroethene	ND	1.0	ug/L	0.17
trans-1,2-Dichloroethene	ND	1.0	ug/L	0.19
Chloromethane	ND	1.0	ug/L	0.30
Bromomethane	ND	1.0	ug/L	0.41
Vinyl chloride	ND	1.0	ug/L	0.22
Chloroethane	ND	1.0	ug/L	0.29
Methylene chloride	ND	2.0	ug/L	0.33
Acetone	ND	10	ug/L	1.1
Carbon disulfide	ND	1.0	ug/L	0.13
1,1-Dichloroethene	ND	1.0	ug/L	0.19
1,1-Dichloroethane	ND	1.0	ug/L	0.15
1,2-Dichloroethene (total)	ND	1.0	ug/L	0.34
Chloroform	ND	1.0	ug/L	0.16
1,2-Dichloroethane	ND	1.0	ug/L	0.22
2-Butanone	ND	10	ug/L	0.57
1,1,1-Trichloroethane	ND	1.0	ug/L	0.22
Carbon tetrachloride	ND	1.0	ug/L	0.13
Bromodichloromethane	ND	1.0	ug/L	0.15
1,2-Dichloropropane	ND	1.0	ug/L	0.18
cis-1,3-Dichloropropene	ND	1.0	ug/L	0.14
Trichloroethene	ND	1.0	ug/L	0.17
Dibromochloromethane	ND	1.0	ug/L	0.18
1,1,2-Trichloroethane	ND	1.0	ug/L	0.27
Benzene	ND	1.0	ug/L	0.13
trans-1,3-Dichloropropene	ND	1.0	ug/L	0.19
Bromoform	ND	1.0	ug/L	0.64
4-Methyl-2-pentanone	ND	10	ug/L	0.32
2-Hexanone	ND	10	ug/L	0.41
Tetrachloroethene	ND	1.0	ug/L	0.29
1,1,2,2-Tetrachloroethane	ND	1.0	ug/L	0.18
Toluene	ND	1.0	ug/L	0.13
Chlorobenzene	ND	1.0	ug/L	0.15
Ethylbenzene	ND	1.0	ug/L	0.17

(Continued on next page)

Environmental Quality Mgt., Inc.

Client Sample ID: FWGLL12mw-182C-0531-GW

GC/MS Volatiles

Lot-Sample #...: A7J100103-030 **Work Order #...:** J8KQ71AA **Matrix.....:** WG

PARAMETER	RESULT	REPORTING LIMIT	UNITS	MDL
Styrene	ND	1.0	ug/L	0.11
Xylenes (total)	ND	2.0	ug/L	0.28

SURROGATE	PERCENT RECOVERY	RECOVERY LIMITS
Dibromofluoromethane	89	(50 - 150)
1,2-Dichloroethane-d4	85	(50 - 150)
Toluene-d8	88	(50 - 150)
4-Bromofluorobenzene	90	(50 - 150)

Environmental Quality Mgt., Inc.

Client Sample ID: FWGLL12mw-153C-0530-GW

GC/MS Volatiles

Lot-Sample #...: A7J100103-032 **Work Order #...:** J8KRF1AD **Matrix.....:** WG
Date Sampled...: 10/09/07 15:45 **Date Received..:** 10/10/07
Prep Date.....: 10/16/07 **Analysis Date..:** 10/16/07
Prep Batch #...: 7289353
Dilution Factor: 1 **Initial Wgt/Vol:** 5 mL **Final Wgt/Vol..:** 5 mL
Method.....: SW846 8260B

PARAMETER	RESULT	REPORTING LIMIT	UNITS	MDL
Bromochloromethane	ND	1.0	ug/L	0.29
1,2-Dibromoethane	ND	1.0	ug/L	0.24
o-Xylene	ND	1.0	ug/L	0.14
m-Xylene & p-Xylene	ND	2.0	ug/L	0.24
cis-1,2-Dichloroethene	ND	1.0	ug/L	0.17
trans-1,2-Dichloroethene	ND	1.0	ug/L	0.19
Chloromethane	ND	1.0	ug/L	0.30
Bromomethane	ND	1.0	ug/L	0.41
Vinyl chloride	ND	1.0	ug/L	0.22
Chloroethane	ND	1.0	ug/L	0.29
Methylene chloride	ND	2.0	ug/L	0.33
Acetone	ND	10	ug/L	1.1
Carbon disulfide	ND	1.0	ug/L	0.13
1,1-Dichloroethene	ND	1.0	ug/L	0.19
1,1-Dichloroethane	ND	1.0	ug/L	0.15
1,2-Dichloroethene (total)	ND	1.0	ug/L	0.34
Chloroform	ND	1.0	ug/L	0.16
1,2-Dichloroethane	ND	1.0	ug/L	0.22
2-Butanone	ND	10	ug/L	0.57
1,1,1-Trichloroethane	ND	1.0	ug/L	0.22
Carbon tetrachloride	ND	1.0	ug/L	0.13
Bromodichloromethane	ND	1.0	ug/L	0.15
1,2-Dichloropropane	ND	1.0	ug/L	0.18
cis-1,3-Dichloropropene	ND	1.0	ug/L	0.14
Trichloroethene	ND	1.0	ug/L	0.17
Dibromochloromethane	ND	1.0	ug/L	0.18
1,1,2-Trichloroethane	ND	1.0	ug/L	0.27
Benzene	ND	1.0	ug/L	0.13
trans-1,3-Dichloropropene	ND	1.0	ug/L	0.19
Bromoform	ND	1.0	ug/L	0.64
4-Methyl-2-pentanone	ND	10	ug/L	0.32
2-Hexanone	ND	10	ug/L	0.41
Tetrachloroethene	ND	1.0	ug/L	0.29
1,1,2,2-Tetrachloroethane	ND	1.0	ug/L	0.18
Toluene	ND	1.0	ug/L	0.13
Chlorobenzene	ND	1.0	ug/L	0.15
Ethylbenzene	ND	1.0	ug/L	0.17

(Continued on next page)

Environmental Quality Mgt., Inc.

Client Sample ID: FWGLL12mw-153C-0530-GW

GC/MS Volatiles

Lot-Sample #...: A7J100103-032 Work Order #...: J8KRF1AD Matrix.....: WG

PARAMETER	RESULT	REPORTING LIMIT	UNITS	MDL
Styrene	ND	1.0	ug/L	0.11
Xylenes (total)	ND	2.0	ug/L	0.28

SURROGATE	PERCENT RECOVERY	RECOVERY LIMITS
Dibromofluoromethane	91	(50 - 150)
1,2-Dichloroethane-d4	88	(50 - 150)
Toluene-d8	87	(50 - 150)
4-Bromofluorobenzene	88	(50 - 150)

Environmental Quality Mgt., Inc.

Client Sample ID: FWGTEAM2-TRIP

GC/MS Volatiles

Lot-Sample #...: A7J100103-034 **Work Order #...:** J8KRH1AA **Matrix.....:** WQ
Date Sampled...: 10/09/07 08:00 **Date Received..:** 10/10/07
Prep Date.....: 10/16/07 **Analysis Date..:** 10/16/07
Prep Batch #...: 7289353
Dilution Factor: 1 **Initial Wgt/Vol:** 5 mL **Final Wgt/Vol..:** 5 mL
Method.....: SW846 8260B

PARAMETER	RESULT	REPORTING LIMIT	UNITS	MDL
Bromochloromethane	ND	1.0	ug/L	0.29
1,2-Dibromoethane	ND	1.0	ug/L	0.24
o-Xylene	ND	1.0	ug/L	0.14
m-Xylene & p-Xylene	ND	2.0	ug/L	0.24
cis-1,2-Dichloroethene	ND	1.0	ug/L	0.17
trans-1,2-Dichloroethene	ND	1.0	ug/L	0.19
Chloromethane	ND	1.0	ug/L	0.30
Bromomethane	ND	1.0	ug/L	0.41
Vinyl chloride	ND	1.0	ug/L	0.22
Chloroethane	ND	1.0	ug/L	0.29
Methylene chloride	**0.57 J**	**2.0**	**ug/L**	**0.33**
Acetone	**3.9 J**	**10**	**ug/L**	**1.1**
Carbon disulfide	ND	1.0	ug/L	0.13
1,1-Dichloroethene	ND	1.0	ug/L	0.19
1,1-Dichloroethane	ND	1.0	ug/L	0.15
1,2-Dichloroethene (total)	ND	1.0	ug/L	0.34
Chloroform	ND	1.0	ug/L	0.16
1,2-Dichloroethane	ND	1.0	ug/L	0.22
2-Butanone	ND	10	ug/L	0.57
1,1,1-Trichloroethane	ND	1.0	ug/L	0.22
Carbon tetrachloride	ND	1.0	ug/L	0.13
Bromodichloromethane	ND	1.0	ug/L	0.15
1,2-Dichloropropane	ND	1.0	ug/L	0.18
cis-1,3-Dichloropropene	ND	1.0	ug/L	0.14
Trichloroethene	ND	1.0	ug/L	0.17
Dibromochloromethane	ND	1.0	ug/L	0.18
1,1,2-Trichloroethane	ND	1.0	ug/L	0.27
Benzene	ND	1.0	ug/L	0.13
trans-1,3-Dichloropropene	ND	1.0	ug/L	0.19
Bromoform	ND	1.0	ug/L	0.64
4-Methyl-2-pentanone	ND	10	ug/L	0.32
2-Hexanone	ND	10	ug/L	0.41
Tetrachloroethene	ND	1.0	ug/L	0.29
1,1,2,2-Tetrachloroethane	ND	1.0	ug/L	0.18
Toluene	ND	1.0	ug/L	0.13
Chlorobenzene	ND	1.0	ug/L	0.15
Ethylbenzene	ND	1.0	ug/L	0.17

(Continued on next page)

Environmental Quality Mgt., Inc.

Client Sample ID: FWGTEAM2-TRIP

GC/MS Volatiles

Lot-Sample #...: A7J100103-034 **Work Order #...:** J8KRH1AA **Matrix.....:** WQ

PARAMETER	RESULT	REPORTING LIMIT	UNITS	MDL
Styrene	ND	1.0	ug/L	0.11
Xylenes (total)	ND	2.0	ug/L	0.28

SURROGATE	PERCENT RECOVERY	RECOVERY LIMITS
Dibromofluoromethane	91	(50 - 150)
1,2-Dichloroethane-d4	90	(50 - 150)
Toluene-d8	87	(50 - 150)
4-Bromofluorobenzene	87	(50 - 150)

NOTE(S):

J Estimated result. Result is less than RL.

SW846 8260B METHOD BLANK SUMMARY

BLANK WORKORDER NO.: J80XK1AA

Lab Name: TestAmerica Laboratories, Inc.

Lab Code: TALCAN

SDG Number:

Lab File ID: UXX7529.D

Lot Number: A7J100103

Date Analyzed: 10/15/07

Time Analyzed: 12:39

Matrix: WATER

Date Extracted:10/15/07

GC Column: DB 624 ID: .18

Extraction Method: 5030B/8260B

Instrument ID: UX10

Level:(low/med) LOW

THIS METHOD BLANK APPLIES TO THE FOLLOWING SAMPLES, LCS, LCSD, MS , MSD:

	CLIENT ID.	SAMPLE WORK ORDER #	LAB FILE ID	DATE ANALYZED	TIME ANALYZED
01	INTRA-LAB QC	J8G411AA	UXX7530.D	10/15/07	13:02
02	LAB MS/MSD	J8G411AK S	UXX7536.D	10/15/07	15:16
03	LAB MS/MSD	J8G411AL D	UXX7537.D	10/15/07	15:39
04	FWGLL11mw-002C-0528-GW	J8KPX1AA	UXX7544.D	10/15/07	19:06
05	FWGLL11mw-DUP4-0554-GW	J8KP21AA	UXX7545.D	10/15/07	19:28
06	FWGLL12mw-183C-0532-GW	J8KP71AA	UXX7546.D	10/15/07	19:50
07	FWGLL12mw-DUP2-0552-GW	J8KP91AA	UXX7547.D	10/15/07	20:12
08	FWGTEAM1-TRIP	J8KQD1AA	UXX7548.D	10/15/07	20:34
09	FWGCBPmw-007C-0524-GW	J8KQE1AA	UXX7549.D	10/15/07	20:56
10	FWGEEQUIPRINSE2-0557-GW	J8KQH1AA	UXX7550.D	10/15/07	21:18
11	FWGCBPmw-006C-0523-GW	J8KQJ1AA	UXX7551.D	10/15/07	21:41
12	CHECK SAMPLE	J80XK1AC C	UXX7527.D	10/15/07	11:54
13	DUPLICATE CHECK	J80XK1AD L	UXX7528.D	10/15/07	12:17
14					
15					
16					
17					
18					
19					
20					
21					
22					
23					
24					
25					
26					
27					
28					
29					
30					

COMMENTS:

Data File: \\cansvr11\dd\chem\MSV\a3ux10.i\P71015A.b\UXX7524.D
Report Date: 15-Oct-2007 10:52

STL Inc North Canton

CONTINUING CALIBRATION COMPOUNDS

Instrument ID: a3ux10.i Injection Date: 15-OCT-2007 10:47
Lab File ID: UXX7524.D Init. Cal. Date(s): 24-AUG-2007 03-OCT-2007
Analysis Type: WATER Init. Cal. Times: 18:07 12:32
Lab Sample ID: 50NG-CC Quant Type: ISTD
Method: \\cansvr11\dd\chem\MSV\a3ux10.i\P71015A.b\8260LLUX10.m

			CCAL	MIN		MAX	
COMPOUND	RRF / AMOUNT	RF50	RRF50	RRF	%D / %DRIFT	%D / %DRIFT	CURVE TYPE
$ 4 Dibromofluoromethane	0.22575	0.21419	0.21419	0.010	5.11937	50.00000	Averaged
$ 5 1,2-Dichloroethane-d4	0.26034	0.23779	0.23779	0.010	8.66155	50.00000	Averaged
$ 6 Toluene-d8	1.21891	1.12053	1.12053	0.010	8.07175	50.00000	Averaged
$ 7 Bromofluorobenzene	0.44483	0.41105	0.41105	0.010	7.59362	50.00000	Averaged
8 Dichlorodifluoromethane	0.19718	0.24070	0.24070	0.010	-22.07275	50.00000	Averaged
9 Chloromethane	0.25805	0.29426	0.29426	0.100	-14.03220	50.00000	Averaged
10 Vinyl Chloride	0.26191	0.28083	0.28083	0.010	-7.22408	20.00000	Averaged
11 Bromomethane	0.12884	0.14457	0.14457	0.010	-12.20686	50.00000	Averaged
12 Chloroethane	0.16216	0.17713	0.17713	0.010	-9.23298	50.00000	Averaged
13 Trichlorofluoromethane	0.22018	0.25849	0.25849	0.010	-17.39755	50.00000	Averaged
15 Acrolein	0.02369	0.01216	0.01216	0.010	48.67593	50.00000	Averaged
16 Acetone	100	118	0.07124	0.010	-17.74902	0.000e+000	Wt Linear
17 1,1-Dichloroethene	0.22634	0.24203	0.24203	0.010	-6.93206	20.00000	Averaged
18 Freon-113	0.18811	0.19833	0.19833	0.010	-5.43166	50.00000	Averaged
19 Iodomethane	0.38610	0.40751	0.40751	0.010	-5.54737	50.00000	Averaged
20 Carbon Disulfide	0.66903	0.70389	0.70389	0.010	-5.21013	50.00000	Averaged
21 Methylene Chloride	50.00000	51.54693	0.26309	0.010	-3.09386	0.000e+000	Wt Linear
22 Acetonitrile	0.01567	0.02181	0.02181	0.010	-39.13237	50.00000	Averaged
23 Acrylonitrile	0.08176	0.08994	0.08994	0.010	-10.01162	50.00000	Averaged
24 Methyl tert-butyl ether	0.66475	0.66889	0.66889	0.010	-0.62225	50.00000	Averaged
25 trans-1,2-Dichloroethene	0.25613	0.27083	0.27083	0.010	-5.74206	50.00000	Averaged
26 Hexane	0.06276	0.06831	0.06831	0.010	-8.85399	20.00000	Averaged
27 Vinyl acetate	0.34276	0.23251	0.23251	0.010	32.16408	50.00000	Averaged
28 1,1-Dichloroethane	0.39908	0.40795	0.40795	0.100	-2.22224	50.00000	Averaged
29 tert-Butyl Alcohol	0.01346	0.01729	0.01729	0.010	-28.48810	50.00000	Averaged
30 2-Butanone	0.09524	0.10116	0.10116	0.010	-6.22203	50.00000	Averaged
M 31 1,2-Dichloroethene (total)	0.25941	0.27033	0.27033	0.010	-4.21038	50.00000	Averaged
32 cis-1,2-dichloroethene	0.26269	0.26982	0.26982	0.010	-2.71696	50.00000	Averaged
33 2,2-Dichloropropane	0.22876	0.21521	0.21521	0.010	5.92563	50.00000	Averaged
34 Bromochloromethane	0.13131	0.13754	0.13754	0.010	-4.74304	50.00000	Averaged
35 Chloroform	0.40193	0.40609	0.40609	0.010	-1.03697	20.00000	Averaged
36 Tetrahydrofuran	0.06046	0.06268	0.06268	0.010	-3.68012	50.00000	Averaged
37 1,1,1-Trichloroethane	0.31317	0.30946	0.30946	0.010	1.18493	50.00000	Averaged
38 1,1-Dichloropropene	0.32316	0.32801	0.32801	0.010	-1.50158	50.00000	Averaged
39 Carbon Tetrachloride	0.26169	0.26875	0.26875	0.010	-2.69801	50.00000	Averaged
40 1,2-Dichloroethane	0.30799	0.30147	0.30147	0.010	2.11664	50.00000	Averaged
41 Benzene	1.01432	1.02962	1.02962	0.010	-1.50818	50.00000	Averaged
42 Trichloroethene	0.28313	0.28371	0.28371	0.010	-0.20736	50.00000	Averaged
43 1,2-Dichloropropane	0.22101	0.22572	0.22572	0.010	-2.12877	20.00000	Averaged
44 1,4-Dioxane	2500	3488	0.00199	0.010	-39.50869	0.000e+000	Linear <-
45 Dibromomethane	0.13409	0.13894	0.13894	0.010	-3.61764	50.00000	Averaged
46 Bromodichloromethane	0.28239	0.28917	0.28917	0.010	-2.40032	50.00000	Averaged
47 2-Chloroethyl vinyl ether	0.12951	0.12903	0.12903	0.010	0.36503	50.00000	Averaged

Data File: \\cansvr11\dd\chem\MSV\a3ux10.i\P71015A.b\UXX7524.D
Report Date: 15-Oct-2007 10:52

STL Inc North Canton

CONTINUING CALIBRATION COMPOUNDS

Instrument ID: a3ux10.i Injection Date: 15-OCT-2007 10:47
Lab File ID: UXX7524.D Init. Cal. Date(s): 24-AUG-2007 03-OCT-2007
Analysis Type: WATER Init. Cal. Times: 18:07 12:32
Lab Sample ID: 50NG-CC Quant Type: ISTD
Method: \\cansvr11\dd\chem\MSV\a3ux10.i\P71015A.b\8260LLUX10.m

			CCAL	MIN		MAX	
COMPOUND	RRF / AMOUNT	RF50	RRF50	RRF	%D / %DRIFT	%D / %DRIFT	CURVE TYPE
48 cis-1,3-Dichloropropene	0.32241	0.33268	0.33268	0.010	-3.18584	50.00000	Averaged
49 4-Methyl-2-pentanone	0.18590	0.18426	0.18426	0.010	0.88133	50.00000	Averaged
50 Toluene	1.42685	1.43949	1.43949	0.010	-0.88554	20.00000	Averaged
51 trans-1,3-Dichloropropene	0.35406	0.35530	0.35530	0.010	-0.35096	50.00000	Averaged
52 Ethyl Methacrylate	0.35292	0.34005	0.34005	0.010	3.64729	50.00000	Averaged
53 1,1,2-Trichloroethane	0.26996	0.27353	0.27353	0.010	-1.32036	50.00000	Averaged
54 1,3-Dichloropropane	0.47468	0.46952	0.46952	0.010	1.08747	50.00000	Averaged
55 Tetrachloroethene	0.31899	0.31790	0.31790	0.010	0.34203	50.00000	Averaged
56 2-Hexanone	0.16993	0.16586	0.16586	0.010	2.39411	50.00000	Averaged
57 Dibromochloromethane	0.27274	0.28167	0.28167	0.010	-3.27358	50.00000	Averaged
58 1,2-Dibromoethane	0.27391	0.27983	0.27983	0.010	-2.16045	50.00000	Averaged
59 Chlorobenzene	0.94798	0.95399	0.95399	0.300	-0.63377	50.00000	Averaged
60 1,1,1,2-Tetrachloroethane	0.29264	0.30478	0.30478	0.010	-4.14798	50.00000	Averaged
61 Ethylbenzene	0.49923	0.49804	0.49804	0.010	0.23680	20.00000	Averaged
62 m- + p-Xylene	0.63352	0.63789	0.63789	0.010	-0.68905	50.00000	Averaged
M 63 Xylenes (total)	0.63200	0.63610	0.63610	0.010	-0.64859	50.00000	Averaged
64 Xylene-o	0.62896	0.63253	0.63253	0.010	-0.56707	50.00000	Averaged
65 Styrene	1.04440	1.06777	1.06777	0.010	-2.23748	50.00000	Averaged
66 Bromoform	50.00000	48.82975	0.19220	0.100	2.34050	0.000e+000	Wt Linear
67 Isopropylbenzene	1.46679	1.45710	1.45710	0.010	0.66059	50.00000	Averaged
68 1,1,2,2-Tetrachloroethane	0.63389	0.63933	0.63933	0.300	-0.85811	50.00000	Averaged
69 1,4-Dichloro-2-butene	50.00000	47.45208	0.11879	0.010	5.09583	0.000e+000	Wt Linear
70 1,2,3-Trichloropropane	0.19708	0.19852	0.19852	0.010	-0.73038	50.00000	Averaged
71 Bromobenzene	0.77018	0.77148	0.77148	0.010	-0.16926	50.00000	Averaged
72 n-Propylbenzene	0.81510	0.82898	0.82898	0.010	-1.70323	50.00000	Averaged
73 2-Chlorotoluene	0.71223	0.71191	0.71191	0.010	0.04400	50.00000	Averaged
74 1,3,5-Trimethylbenzene	2.34816	2.36331	2.36331	0.010	-0.64517	50.00000	Averaged
75 4-Chlorotoluene	0.73567	0.73497	0.73497	0.010	0.09443	50.00000	Averaged
76 tert-Butylbenzene	2.24592	2.12393	2.12393	0.010	5.43156	50.00000	Averaged
77 1,2,4-Trimethylbenzene	2.40943	2.38275	2.38275	0.010	1.10735	50.00000	Averaged
78 sec-Butylbenzene	2.96145	2.93881	2.93881	0.010	0.76443	50.00000	Averaged
79 4-Isopropyltoluene	2.51741	2.52738	2.52738	0.010	-0.39566	50.00000	Averaged
80 1,3-Dichlorobenzene	1.45583	1.42246	1.42246	0.010	2.29176	50.00000	Averaged
81 1,4-Dichlorobenzene	1.52341	1.50198	1.50198	0.010	1.40683	50.00000	Averaged
82 n-Butylbenzene	2.12948	2.08132	2.08132	0.010	2.26136	50.00000	Averaged
83 1,2-Dichlorobenzene	1.35757	1.33062	1.33062	0.010	1.98516	50.00000	Averaged
84 1,2-Dibromo-3-chloropropane	0.11020	0.10873	0.10873	0.010	1.33643	50.00000	Averaged
85 1,2,4-Trichlorobenzene	0.95601	0.75834	0.75834	0.010	20.67635	50.00000	Averaged
86 Hexachlorobutadiene	0.40453	0.36126	0.36126	0.010	10.69606	50.00000	Averaged
87 Naphthalene	2.04202	1.63264	1.63264	0.010	20.04773	50.00000	Averaged
88 1,2,3-Trichlorobenzene	0.87106	0.67951	0.67951	0.010	21.99053	50.00000	Averaged
98 Cyclohexane	0.43134	0.44540	0.44540	0.010	-3.26139	50.00000	Averaged
143 Methyl Acetate	0.16304	0.18918	0.18918	0.010	-16.03694	50.00000	Averaged

Data File: \\cansvr11\dd\chem\MSV\a3ux10.i\P71015A.b\UXX7524.D
Report Date: 15-Oct-2007 10:52

STL Inc North Canton

CONTINUING CALIBRATION COMPOUNDS

Instrument ID: a3ux10.i Injection Date: 15-OCT-2007 10:47
Lab File ID: UXX7524.D Init. Cal. Date(s): 24-AUG-2007 03-OCT-2007
Analysis Type: WATER Init. Cal. Times: 18:07 12:32
Lab Sample ID: 50NG-CC Quant Type: ISTD
Method: \\cansvr11\dd\chem\MSV\a3ux10.i\P71015A.b\8260LLUX10.m

COMPOUND	RRF / AMOUNT	RF50	CCAL RRF50	MIN RRF	%D / %DRIFT	MAX %D / %DRIFT	CURVE TYPE
144 Methylcyclohexane	0.46264	0.47590	0.47590	0.010	-2.86632	50.00000	Averaged
141 1,3,5-Trichlorobenzene	1.05707	0.93027	0.93027	0.010	11.99528	50.00000	Averaged
149 Vinyl Acetate-86	50.00000	33.94859	0.02993	0.010	32.10281	0.000e+000	Wt Linear

Data File: \\cansvr11\dd\chem\MSV\a3ux10.i\P71015A.b/UXX7526.D
Report Date: 10/15/2007

CONTINUING CALIBRATION COMPOUNDS
PERCENT DRIFT REPORT

Instrument ID: a3ux10.i Injection Date: 15-OCT-2007 11:31
Lab File ID: UXX7526.D Lab Sample ID: QCMRL
Analysis Type: WATER Method File: \\cansvr11\dd\chem\MSV\a3ux10.i\P71015A

	COMPOUND	EXPECTED CONC.	MEASURED CONC.	%D	MAX %D
0	Fluorobenzene	50.0000	50.0000	0.0	50.0
0	Chlorobenzene-d5	50.0000	50.0000	0.0	50.0
0	1,4-Dichlorobenzene-d4	50.0000	50.0000	0.0	50.0
0	1,3,5-Trichlorobenzene	5.0000	4.5943	8.1	50.0
0	Methylcyclohexane	5.0000	5.0312	0.6	50.0
0	Methyl Acetate	10.0000	13.2877	32.9	50.0
0	Cyclohexane	5.0000	4.9842	0.3	50.0
0	Dichlorodifluoromethane	5.0000	5.6032	12.1	50.0
0	Chloromethane	5.0000	5.4748	9.5	50.0
0	Vinyl Chloride	5.0000	4.9139	1.7	20.0
0	Bromomethane	5.0000	5.3699	7.4	50.0
0	Chloroethane	5.0000	5.3551	7.1	50.0
0	Trichlorofluoromethane	5.0000	4.7830	4.3	50.0
0	Acrolein	50.0000	30.4988	39.0	50.0
0	Acetone	10.0000	14.8215	48.2	50.0
0	1,1-Dichloroethene	5.0000	5.5446	10.9	20.0
0	Freon-113	5.0000	5.2830	5.7	50.0
0	Iodomethane	5.0000	5.2762	5.5	50.0
0	Carbon Disulfide	5.0000	5.0745	1.5	50.0
0	Methylene Chloride	5.0000	4.7127	5.7	50.0
0	Hexachlorobutadiene	5.0000	5.0409	0.8	50.0
0	Acrylonitrile	10.0000	10.4418	4.4	50.0
0	Methyl tert-butyl ether	5.0000	5.2189	4.4	50.0
0	trans-1,2-Dichloroethene	5.0000	5.2028	4.1	50.0
0	Hexane	5.0000	5.2846	5.7	20.0
0	Vinyl acetate	5.0000	3.1424	37.2	50.0
0	1,1-Dichloroethane	5.0000	5.1997	4.0	50.0
0	tert-Butyl Alcohol	100.0000	133.1904	33.2	50.0
0	2-Butanone	10.0000	11.3079	13.1	50.0
0	1,2-Dichloroethene (total)	10.0000	10.3145	3.1	50.0
0	cis-1,2-dichloroethene	5.0000	5.1117	2.2	50.0
0	2,2-Dichloropropane	5.0000	4.3109	13.8	50.0
0	Bromochloromethane	5.0000	5.2138	4.3	50.0
0	Chloroform	5.0000	5.2109	4.2	20.0
0	Tetrahydrofuran	5.0000	5.9744	19.5	50.0
0	1,1,1-Trichloroethane	5.0000	4.9148	1.7	50.0
0	1,1-Dichloropropene	5.0000	5.1841	3.7	50.0
0	Carbon Tetrachloride	5.0000	4.8516	3.0	50.0
0	1,2-Dichloroethane	5.0000	4.9081	1.8	50.0

146%

Data File: \\cansvr11\dd\chem\MSV\a3ux10.i\P71015A.b/UXX7526.D
Report Date: 10/15/2007

CONTINUING CALIBRATION COMPOUNDS
PERCENT DRIFT REPORT

Instrument ID: a3ux10.i
Lab File ID: UXX7526.D
Analysis Type: WATER

Injection Date: 15-OCT-2007 11:31
Lab Sample ID: QCMRL
Method File: \\cansvr11\dd\chem\MSV\a3ux10.i\

	COMPOUND	EXPECTED CONC.	MEASURED CONC.	%D	MAX %D
0	Benzene	5.0000	5.6386	12.8	50.0
0	Trichloroethene	5.0000	5.3004	6.0	50.0
0	1,2-Dichloropropane	5.0000	5.2097	4.2	20.0
0	1,2,4-Trichlorobenzene	5.0000	4.3970	12.1	50.0
0	Dibromomethane	5.0000	5.4217	8.4	50.0
0	Bromodichloromethane	5.0000	4.8762	2.5	50.0
0	2-Chloroethyl vinyl ether	10.0000	9.2690	7.3	50.0
0	cis-1,3-Dichloropropene	5.0000	4.2969	14.1	50.0
0	4-Methyl-2-pentanone	10.0000	9.6254	3.7	50.0
0	Toluene	5.0000	5.1412	2.8	20.0
0	trans-1,3-Dichloropropene	5.0000	4.1930	16.1	50.0
0	Ethyl Methacrylate	5.0000	4.4410	11.2	50.0
0	1,1,2-Trichloroethane	5.0000	5.4166	8.3	50.0
0	1,3-Dichloropropane	5.0000	5.2125	4.2	50.0
0	Tetrachloroethene	5.0000	5.5494	11.0	50.0
0	2-Hexanone	10.0000	9.4908	5.1	50.0
0	Dibromochloromethane	5.0000	4.4095	11.8	50.0
0	1,2-Dibromoethane	5.0000	4.9967	0.1	50.0
0	Chlorobenzene	5.0000	5.3448	6.9	50.0
0	1,1,1,2-Tetrachloroethane	5.0000	4.7732	4.5	50.0
0	Ethylbenzene	5.0000	4.9042	1.9	20.0
0	m,+ p-Xylene	10.0000	9.5953	4.0	50.0
0	Xylenes (total)	15.0000	14.1597	5.6	50.0
0	Xylene-o	5.0000	4.5644	8.7	50.0
0	Styrene	5.0000	4.7737	4.5	50.0
0	Bromoform	5.0000	6.0777	21.6	50.0
0	Isopropylbenzene	5.0000	4.7119	5.8	50.0
0	1,1,2,2-Tetrachloroethane	5.0000	5.5720	11.4	50.0
0	1,4-Dichloro-2-butene	5.0000	6.3786	27.6	50.0
0	1,2,3-Trichloropropane	5.0000	5.6041	12.1	50.0
0	Bromobenzene	5.0000	5.1657	3.3	50.0
0	n-Propylbenzene	5.0000	4.7787	4.4	50.0
0	2-Chlorotoluene	5.0000	5.0660	1.3	50.0
0	1,3,5-Trimethylbenzene	5.0000	4.6318	7.4	50.0
0	4-Chlorotoluene	5.0000	4.8224	3.6	50.0
0	tert-Butylbenzene	5.0000	4.4292	11.4	50.0
0	1,2,4-Trimethylbenzene	5.0000	4.5624	8.8	50.0
0	sec-Butylbenzene	5.0000	4.6520	7.0	50.0
0	4-Isopropyltoluene	5.0000	4.5873	8.3	50.0

Data File: \\cansvr11\dd\chem\MSV\a3ux10.i\P71015A.b/UXX7526.D
Report Date: 10/15/2007

CONTINUING CALIBRATION COMPOUNDS
PERCENT DRIFT REPORT

Instrument ID: a3ux10.i
Lab File ID: UXX7526.D
Analysis Type: WATER

Injection Date: 15-OCT-2007 11:31
Lab Sample ID: QCMRL
Method File: \\cansvr11\dd\chem\MSV\a3ux10.i\

	COMPOUND	EXPECTED CONC.	MEASURED CONC.	%D	MAX %D	
0	1,3-Dichlorobenzene	5.0000	5.1246	2.5	50.0	
0	1,4-Dichlorobenzene	5.0000	5.2245	4.5	50.0	
0	n-Butylbenzene	5.0000	4.5790	8.4	50.0	
0	1,2-Dichlorobenzene	5.0000	5.0874	1.7	50.0	
0	1,2-Dibromo-3-chloropropane	5.0000	5.1747	3.5	50.0	
51	Acetonitrile	50.0000	74.9285	49.9	50.0	
59	1,4-Dioxane	250.0000	259.0176	3.6	50.0	
113	Naphthalene	5.0000	3.9940	20.1	50.0	
115	1,2,3-Trichlorobenzene	5.0000	4.3936	12.1	50.0	
149	Vinyl Acetate-86	5.0000	5.0476	1.0	50.0	
0	1,2-Dichloroethane-d4	5.0000	44.8379	796.8	50.0	<-
0	Dibromofluoromethane	5.0000	46.4505	829.0	50.0	<-
0	Bromofluorobenzene	5.0000	46.1295	822.6	50.0	<-
0	Toluene-d8	5.0000	45.5144	810.3	50.0	<-

Data File: \\cansvr11\dd\chem\MSV\a3ux10.i\P71015A.b/UXX7552.D
Report Date: 10/16/2007

CONTINUING CALIBRATION COMPOUNDS
PERCENT DRIFT REPORT

Instrument ID: a3ux10.i
Lab File ID: UXX7552.D
Analysis Type: WATER

Injection Date: 15-OCT-2007 22:03
Lab Sample ID: QCMRL
Method File: \\cansvr11\dd\chem\MSV\a3ux10.i\P71015A

	COMPOUND	EXPECTED CONC.	MEASURED CONC.	%D	MAX %D	
0	Fluorobenzene	50.0000	50.0000	0.0	50.0	
0	Chlorobenzene-d5	50.0000	50.0000	0.0	50.0	
0	1,4-Dichlorobenzene-d4	50.0000	50.0000	0.0	50.0	
0	1,3,5-Trichlorobenzene	5.0000	4.6459	7.1	50.0	
0	Methylcyclohexane	5.0000	4.4160	11.7	50.0	
0	Methyl Acetate	10.0000	14.0795	40.8	50.0	
0	Cyclohexane	5.0000	4.3878	12.2	50.0	
0	Dichlorodifluoromethane	5.0000	5.0786	1.6	50.0	
0	Chloromethane	5.0000	5.1802	3.6	50.0	
0	Vinyl Chloride	5.0000	5.0217	0.4	20.0	
0	Bromomethane	5.0000	5.1525	3.1	50.0	
0	Chloroethane	5.0000	5.1705	3.4	50.0	
0	Trichlorofluoromethane	5.0000	4.0939	18.1	50.0	
0	Acrolein	50.0000	38.1731	23.7	50.0	
0	Acetone	10.0000	14.4018	44.0	50.0	144%
0	1,1-Dichloroethene	5.0000	5.4855	9.7	20.0	
0	Freon-113	5.0000	4.8523	3.0	50.0	
0	Iodomethane	5.0000	5.2012	4.0	50.0	
0	Carbon Disulfide	5.0000	4.8144	3.7	50.0	
0	Methylene Chloride	5.0000	4.7543	4.9	50.0	
0	Hexachlorobutadiene	5.0000	4.9649	0.7	50.0	
0	Acrylonitrile	10.0000	12.6265	26.3	50.0	
0	Methyl tert-butyl ether	5.0000	5.2529	5.1	50.0	
0	trans-1,2-Dichloroethene	5.0000	5.2542	5.1	50.0	
0	Hexane	5.0000	4.6973	6.1	20.0	
0	Vinyl acetate	5.0000	2.1543	56.9	50.0	<-
0	1,1-Dichloroethane	5.0000	5.3360	6.7	50.0	
0	tert-Butyl Alcohol	100.0000	164.3513	64.4	50.0	<-
0	2-Butanone	10.0000	11.9982	20.0	50.0	
0	1,2-Dichloroethene (total)	10.0000	10.3222	3.2	50.0	
0	cis-1,2-dichloroethene	5.0000	5.0680	1.4	50.0	
0	2,2-Dichloropropane	5.0000	3.5803	28.4	50.0	
0	Bromochloromethane	5.0000	5.1448	2.9	50.0	
0	Chloroform	5.0000	5.0269	0.5	20.0	
0	Tetrahydrofuran	5.0000	6.2964	25.9	50.0	
0	1,1,1-Trichloroethane	5.0000	4.6961	6.1	50.0	
0	1,1-Dichloropropene	5.0000	4.7186	5.6	50.0	
0	Carbon Tetrachloride	5.0000	4.4155	11.7	50.0	
0	1,2-Dichloroethane	5.0000	5.0706	1.4	50.0	

Data File: \\cansvr11\dd\chem\MSV\a3ux10.i\P71015A.b/UXX7552.D
Report Date: 10/16/2007

CONTINUING CALIBRATION COMPOUNDS
PERCENT DRIFT REPORT

Instrument ID: a3ux10.i
Lab File ID: UXX7552.D
Analysis Type: WATER

Injection Date: 15-OCT-2007 22:03
Lab Sample ID: QCMRL
Method File: \\cansvr11\dd\chem\MSV\a3ux10.i\

	COMPOUND	EXPECTED CONC.	MEASURED CONC.	%D	MAX %D
0	Benzene	5.0000	5.4135	8.3	50.0
0	Trichloroethene	5.0000	5.2070	4.1	50.0
0	1,2-Dichloropropane	5.0000	5.2958	5.9	20.0
0	1,2,4-Trichlorobenzene	5.0000	4.1291	17.4	50.0
0	Dibromomethane	5.0000	5.2743	5.5	50.0
0	Bromodichloromethane	5.0000	4.8000	4.0	50.0
0	2-Chloroethyl vinyl ether	10.0000	9.2781	7.2	50.0
0	cis-1,3-Dichloropropene	5.0000	4.2032	15.9	50.0
0	4-Methyl-2-pentanone	10.0000	10.9517	9.5	50.0
0	Toluene	5.0000	4.9958	0.1	20.0
0	trans-1,3-Dichloropropene	5.0000	3.7845	24.3	50.0
0	Ethyl Methacrylate	5.0000	4.1849	16.3	50.0
0	1,1,2-Trichloroethane	5.0000	5.2990	6.0	50.0
0	1,3-Dichloropropane	5.0000	5.1500	3.0	50.0
0	Tetrachloroethene	5.0000	4.9619	0.8	50.0
0	2-Hexanone	10.0000	10.2303	2.3	50.0
0	Dibromochloromethane	5.0000	4.2826	14.3	50.0
0	1,2-Dibromoethane	5.0000	4.8539	2.9	50.0
0	Chlorobenzene	5.0000	5.1127	2.3	50.0
0	1,1,1,2-Tetrachloroethane	5.0000	4.4597	10.8	50.0
0	Ethylbenzene	5.0000	4.5958	8.1	20.0
0	m + p-Xylene	10.0000	9.2055	7.9	50.0
0	Xylenes (total)	15.0000	13.8251	7.8	50.0
0	Xylene-o	5.0000	4.6196	7.6	50.0
0	Styrene	5.0000	4.5475	9.1	50.0
0	Bromoform	5.0000	5.9085	18.2	50.0
0	Isopropylbenzene	5.0000	4.4869	10.3	50.0
0	1,1,2,2-Tetrachloroethane	5.0000	4.9650	0.7	50.0
0	1,4-Dichloro-2-butene	5.0000	6.3283	26.6	50.0
0	1,2,3-Trichloropropane	5.0000	5.0012	0.0	50.0
0	Bromobenzene	5.0000	4.7772	4.5	50.0
0	n-Propylbenzene	5.0000	4.0481	19.0	50.0
0	2-Chlorotoluene	5.0000	4.4987	10.0	50.0
0	1,3,5-Trimethylbenzene	5.0000	4.1970	16.1	50.0
0	4-Chlorotoluene	5.0000	4.5802	8.4	50.0
0	tert-Butylbenzene	5.0000	4.0036	19.9	50.0
0	1,2,4-Trimethylbenzene	5.0000	4.3621	12.8	50.0
0	sec-Butylbenzene	5.0000	4.2596	14.8	50.0
0	4-Isopropyltoluene	5.0000	4.2355	15.3	50.0

Data File: \\cansvr11\dd\chem\MSV\a3ux10.i\P71015A.b/UXX7552.D
Report Date: 10/16/2007

CONTINUING CALIBRATION COMPOUNDS
PERCENT DRIFT REPORT

Instrument ID: a3ux10.i
Lab File ID: UXX7552.D
Analysis Type: WATER

Injection Date: 15-OCT-2007 22:03
Lab Sample ID: QCMRL
Method File: \\cansvr11\dd\chem\MSV\a3ux10.i\

	COMPOUND	EXPECTED CONC.	MEASURED CONC.	%D	MAX %D	
0	1,3-Dichlorobenzene	5.0000	4.7314	5.4	50.0	
0	1,4-Dichlorobenzene	5.0000	5.0193	0.4	50.0	
0	n-Butylbenzene	5.0000	4.2482	15.0	50.0	
0	1,2-Dichlorobenzene	5.0000	5.1053	2.1	50.0	
0	1,2-Dibromo-3-chloropropane	5.0000	4.0180	19.6	50.0	
51	Acetonitrile	50.0000	100.0361	100.1	50.0	<-
59	1,4-Dioxane	250.0000	351.9934	40.8	50.0	
113	Naphthalene	5.0000	3.6932	26.1	50.0	
115	1,2,3-Trichlorobenzene	5.0000	3.8762	22.5	50.0	
149	Vinyl Acetate-86	5.0000	4.1912	16.2	50.0	
0	1,2-Dichloroethane-d4	5.0000	45.9821	819.6	50.0	<-
0	Dibromofluoromethane	5.0000	46.2107	824.2	50.0	<-
0	Bromofluorobenzene	5.0000	45.5005	810.0	50.0	<-
0	Toluene-d8	5.0000	44.7558	795.1	50.0	<-

METHOD BLANK REPORT

GC/MS Volatiles

Client Lot #...: A7J100103 **Work Order #...:** J80XK1AA **Matrix.....:** WATER
MB Lot-Sample #: A7J150000-176

Prep Date.....: 10/15/07 **Final Wgt/Vol..:** 5 mL
Analysis Date..: 10/15/07 **Prep Batch #...:** 7288176
Dilution Factor: 1 **Initial Wgt/Vol:** 5 mL

PARAMETER	RESULT	REPORTING LIMIT	UNITS	METHOD
Bromochloromethane	ND	1.0	ug/L	SW846 8260B
1,2-Dibromoethane	ND	1.0	ug/L	SW846 8260B
cis-1,2-Dichloroethene	ND	1.0	ug/L	SW846 8260B
trans-1,2-Dichloroethene	ND	1.0	ug/L	SW846 8260B
o-Xylene	ND	1.0	ug/L	SW846 8260B
m-Xylene & p-Xylene	ND	2.0	ug/L	SW846 8260B
Chloromethane	ND	1.0	ug/L	SW846 8260B
Bromomethane	ND	1.0	ug/L	SW846 8260B
Vinyl chloride	ND	1.0	ug/L	SW846 8260B
Chloroethane	ND	1.0	ug/L	SW846 8260B
Methylene chloride	ND	2.0	ug/L	SW846 8260B
Acetone	ND	10	ug/L	SW846 8260B
Carbon disulfide	ND	1.0	ug/L	SW846 8260B
1,1-Dichloroethene	ND	1.0	ug/L	SW846 8260B
1,1-Dichloroethane	ND	1.0	ug/L	SW846 8260B
1,2-Dichloroethene (total)	ND	1.0	ug/L	SW846 8260B
Chloroform	ND	1.0	ug/L	SW846 8260B
1,2-Dichloroethane	ND	1.0	ug/L	SW846 8260B
2-Butanone	ND	10	ug/L	SW846 8260B
1,1,1-Trichloroethane	ND	1.0	ug/L	SW846 8260B
Carbon tetrachloride	ND	1.0	ug/L	SW846 8260B
Bromodichloromethane	ND	1.0	ug/L	SW846 8260B
1,2-Dichloropropane	ND	1.0	ug/L	SW846 8260B
cis-1,3-Dichloropropene	ND	1.0	ug/L	SW846 8260B
Trichloroethene	ND	1.0	ug/L	SW846 8260B
Dibromochloromethane	ND	1.0	ug/L	SW846 8260B
1,1,2-Trichloroethane	ND	1.0	ug/L	SW846 8260B
Benzene	ND	1.0	ug/L	SW846 8260B
trans-1,3-Dichloropropene	ND	1.0	ug/L	SW846 8260B
Bromoform	ND	1.0	ug/L	SW846 8260B
4-Methyl-2-pentanone	ND	10	ug/L	SW846 8260B
2-Hexanone	ND	10	ug/L	SW846 8260B
Tetrachloroethene	ND	1.0	ug/L	SW846 8260B
1,1,2,2-Tetrachloroethane	ND	1.0	ug/L	SW846 8260B
Toluene	ND	1.0	ug/L	SW846 8260B
Chlorobenzene	ND	1.0	ug/L	SW846 8260B
Ethylbenzene	ND	1.0	ug/L	SW846 8260B
Styrene	ND	1.0	ug/L	SW846 8260B
Xylenes (total)	ND	2.0	ug/L	SW846 8260B

(Continued on next page)

METHOD BLANK REPORT

GC/MS Volatiles

Client Lot #...: A7J100103 **Work Order #...:** J80XK1AA **Matrix.....:** WATER

PARAMETER	RESULT	REPORTING LIMIT	UNITS	METHOD

SURROGATE	PERCENT RECOVERY	RECOVERY LIMITS
Dibromofluoromethane	92	(50 - 150)
1,2-Dichloroethane-d4	89	(50 - 150)
Toluene-d8	87	(50 - 150)
4-Bromofluorobenzene	87	(50 - 150)

NOTE(S):

Calculations are performed before rounding to avoid round-off errors in calculated results.

LABORATORY CONTROL SAMPLE EVALUATION REPORT

GC/MS Volatiles

Client Lot #...: A7J100103 **Work Order #...:** J80XK1AC-LCS **Matrix.....:** WATER
LCS Lot-Sample#: A7J150000-176 J80XK1AD-LCSD
Prep Date.....: 10/15/07 **Analysis Date..:** 10/15/07
Prep Batch #...: 7288176
Dilution Factor: 1 **Final Wgt/Vol..:** 5 mL
Initial Wgt/Vol: 5 mL

PARAMETER	PERCENT RECOVERY	RECOVERY LIMITS	RPD	RPD LIMITS	METHOD
cis-1,2-Dichloroethene	101	(73 - 133)			SW846 8260B
	101	(73 - 133)	0.54	(0-30)	SW846 8260B
trans-1,2-Dichloroethene	102	(75 - 134)			SW846 8260B
	101	(75 - 134)	0.93	(0-30)	SW846 8260B
1,2-Dibromoethane	103	(75 - 127)			SW846 8260B
	106	(75 - 127)	2.3	(0-30)	SW846 8260B
Bromochloromethane	105	(75 - 127)			SW846 8260B
	103	(75 - 127)	1.6	(0-30)	SW846 8260B
m-Xylene & p-Xylene	101	(75 - 122)			SW846 8260B
	101	(75 - 122)	0.38	(0-30)	SW846 8260B
o-Xylene	99	(75 - 118)			SW846 8260B
	99	(75 - 118)	0.34	(0-30)	SW846 8260B
Chloromethane	92	(58 - 135)			SW846 8260B
	92	(58 - 135)	0.030	(0-30)	SW846 8260B
Bromomethane	85	(35 - 153)			SW846 8260B
	96	(35 - 153)	13	(0-30)	SW846 8260B
Vinyl chloride	89	(73 - 134)			SW846 8260B
	89	(73 - 134)	0.20	(0-30)	SW846 8260B
Chloroethane	93	(72 - 129)			SW846 8260B
	98	(72 - 129)	5.8	(0-30)	SW846 8260B
Methylene chloride	100	(69 - 118)			SW846 8260B
	102	(69 - 118)	1.2	(0-30)	SW846 8260B
Acetone	121	(51 - 157)			SW846 8260B
	105	(51 - 157)	14	(0-30)	SW846 8260B
Carbon disulfide	98	(74 - 123)			SW846 8260B
	99	(74 - 123)	1.9	(0-30)	SW846 8260B
1,1-Dichloroethene	**108**	**(75 - 125)**			**SW846 8260B**
	106	**(75 - 125)**	**2.2**	**(0-30)**	**SW846 8260B**
1,1-Dichloroethane	102	(75 - 133)			SW846 8260B
	102	(75 - 133)	0.16	(0-30)	SW846 8260B
1,2-Dichloroethene (total)	101	(85 - 111)			SW846 8260B
	101	(85 - 111)	0.19	(0-30)	SW846 8260B
Chloroform	99	(74 - 127)			SW846 8260B
	99	(74 - 127)	0.050	(0-30)	SW846 8260B
1,2-Dichloroethane	100	(67 - 132)			SW846 8260B
	99	(67 - 132)	0.92	(0-30)	SW846 8260B

(Continued on next page)

LABORATORY CONTROL SAMPLE EVALUATION REPORT

GC/MS Volatiles

Client Lot #...: A7J100103 **Work Order #...:** J80XK1AC-LCS **Matrix.....:** WATER
LCS Lot-Sample#: A7J150000-176 J80XK1AD-LCSD

PARAMETER	PERCENT RECOVERY	RECOVERY LIMITS	RPD	RPD LIMITS	METHOD
2-Butanone	118	(45 - 150)			SW846 8260B
	106	(45 - 150)	11	(0-30)	SW846 8260B
1,1,1-Trichloroethane	94	(70 - 127)			SW846 8260B
	96	(70 - 127)	1.6	(0-30)	SW846 8260B
Carbon tetrachloride	96	(71 - 132)			SW846 8260B
	97	(71 - 132)	1.2	(0-30)	SW846 8260B
Bromodichloromethane	99	(70 - 130)			SW846 8260B
	98	(70 - 130)	0.76	(0-30)	SW846 8260B
1,2-Dichloropropane	104	(75 - 127)			SW846 8260B
	103	(75 - 127)	0.90	(0-30)	SW846 8260B
cis-1,3-Dichloropropene	99	(73 - 132)			SW846 8260B
	100	(73 - 132)	1.0	(0-30)	SW846 8260B
Trichloroethene	**103**	**(67 - 128)**			**SW846 8260B**
	102	**(67 - 128)**	**0.23**	**(0-30)**	**SW846 8260B**
Dibromochloromethane	102	(74 - 145)			SW846 8260B
	103	(74 - 145)	1.3	(0-30)	SW846 8260B
1,1,2-Trichloroethane	101	(75 - 136)			SW846 8260B
	102	(75 - 136)	1.0	(0-30)	SW846 8260B
Benzene	**101**	**(75 - 126)**			**SW846 8260B**
	101	**(75 - 126)**	**0.15**	**(0-30)**	**SW846 8260B**
trans-1,3-Dichloropropene	98	(74 - 131)			SW846 8260B
	99	(74 - 131)	0.96	(0-30)	SW846 8260B
Bromoform	94	(72 - 136)			SW846 8260B
	94	(72 - 136)	0.29	(0-30)	SW846 8260B
4-Methyl-2-pentanone	103	(59 - 150)			SW846 8260B
	103	(59 - 150)	0.60	(0-30)	SW846 8260B
2-Hexanone	105	(53 - 139)			SW846 8260B
	106	(53 - 139)	1.3	(0-30)	SW846 8260B
Tetrachloroethene	100	(75 - 129)			SW846 8260B
	100	(75 - 129)	0.44	(0-30)	SW846 8260B
1,1,2,2-Tetrachloroethane	99	(68 - 129)			SW846 8260B
	101	(68 - 129)	1.6	(0-30)	SW846 8260B
Toluene	**99**	**(75 - 125)**			**SW846 8260B**
	99	**(75 - 125)**	**0.19**	**(0-30)**	**SW846 8260B**
Chlorobenzene	**101**	**(75 - 127)**			**SW846 8260B**
	100	**(75 - 127)**	**0.41**	**(0-30)**	**SW846 8260B**
Ethylbenzene	99	(75 - 120)			SW846 8260B
	99	(75 - 120)	0.040	(0-30)	SW846 8260B
Styrene	102	(75 - 130)			SW846 8260B
	102	(75 - 130)	0.34	(0-30)	SW846 8260B
Xylenes (total)	101	(90 - 114)			SW846 8260B
	100	(90 - 114)	0.37	(0-30)	SW846 8260B

(Continued on next page)

LABORATORY CONTROL SAMPLE EVALUATION REPORT

GC/MS Volatiles

Client Lot #...: A7J100103 **Work Order #...:** J80XK1AC-LCS **Matrix.....:** WATER
LCS Lot-Sample#: A7J150000-176 J80XK1AD-LCSD

PARAMETER	PERCENT RECOVERY	RECOVERY LIMITS	RPD	RPD LIMITS	METHOD
n-Hexane	111	(69 - 129)			SW846 8260B
	110	(69 - 129)	0.78	(0-30)	SW846 8260B
1,2-Dibromo-3-chloro-propane	99	(75 - 132)			SW846 8260B
	107	(75 - 132)	7.5	(0-30)	SW846 8260B
1,2-Dichlorobenzene	97	(73 - 120)			SW846 8260B
	98	(73 - 120)	0.41	(0-30)	SW846 8260B
1,3-Dichlorobenzene	99	(75 - 122)			SW846 8260B
	99	(75 - 122)	0.25	(0-30)	SW846 8260B
1,4-Dichlorobenzene	97	(74 - 123)			SW846 8260B
	100	(74 - 123)	3.2	(0-30)	SW846 8260B
Dichlorodifluoromethane	79	(59 - 134)			SW846 8260B
	75	(59 - 134)	5.3	(0-30)	SW846 8260B
Freon 113	116	(50 - 150)			SW846 8260B
	111	(50 - 150)	4.4	(0-30)	SW846 8260B
Isopropylbenzene	111	(75 - 126)			SW846 8260B
	111	(75 - 126)	0.080	(0-30)	SW846 8260B
Methyl acetate	109	(60 - 140)			SW846 8260B
	103	(60 - 140)	5.3	(0-20)	SW846 8260B
Methylcyclohexane	92	(60 - 140)			SW846 8260B
	89	(60 - 140)	3.5	(0-20)	SW846 8260B
Methyl tert-butyl ether (MTBE)	99	(59 - 129)			SW846 8260B
	98	(59 - 129)	0.99	(0-30)	SW846 8260B
1,2,4-Trichloro-benzene	78	(75 - 130)			SW846 8260B
	90	(75 - 130)	14	(0-30)	SW846 8260B
Trichlorofluoromethane	98	(68 - 133)			SW846 8260B
	105	(68 - 133)	7.4	(0-30)	SW846 8260B
Acrolein	80	(50 - 150)			SW846 8260B
	75	(50 - 150)	6.4	(0-30)	SW846 8260B
Acrylonitrile	114	(50 - 150)			SW846 8260B
	107	(50 - 150)	6.8	(0-30)	SW846 8260B
n-Butylbenzene	97	(75 - 126)			SW846 8260B
	98	(75 - 126)	0.64	(0-30)	SW846 8260B
sec-Butylbenzene	97	(75 - 125)			SW846 8260B
	98	(75 - 125)	0.76	(0-30)	SW846 8260B
tert-Butylbenzene	92	(75 - 125)			SW846 8260B
	102	(75 - 125)	11	(0-30)	SW846 8260B

(Continued on next page)

LABORATORY CONTROL SAMPLE EVALUATION REPORT

GC/MS Volatiles

Client Lot #...: A7J100103 **Work Order #...:** J80XK1AC-LCS **Matrix.....:** WATER
LCS Lot-Sample#: A7J150000-176 J80XK1AD-LCSD

PARAMETER	PERCENT RECOVERY	RECOVERY LIMITS	RPD	RPD LIMITS	METHOD
2-Chlorotoluene	96	(75 - 121)			SW846 8260B
	97	(75 - 121)	1.1	(0-30)	SW846 8260B
4-Chlorotoluene	99	(73 - 127)			SW846 8260B
	100	(73 - 127)	0.91	(0-30)	SW846 8260B
Dibromomethane	103	(76 - 132)			SW846 8260B
	101	(76 - 132)	1.7	(0-30)	SW846 8260B
1,3-Dichloropropane	101	(75 - 133)			SW846 8260B
	103	(75 - 133)	1.2	(0-30)	SW846 8260B
2,2-Dichloropropane	84	(62 - 134)			SW846 8260B
	86	(62 - 134)	1.6	(0-30)	SW846 8260B
1,1-Dichloropropene	98	(75 - 135)			SW846 8260B
	97	(75 - 135)	0.89	(0-30)	SW846 8260B
Hexachlorobutadiene	86	(75 - 133)			SW846 8260B
	91	(75 - 133)	5.6	(0-30)	SW846 8260B
Iodomethane	100	(50 - 150)			SW846 8260B
	102	(50 - 150)	1.3	(0-30)	SW846 8260B
p-Isopropyltoluene	101	(75 - 125)			SW846 8260B
	102	(75 - 125)	1.2	(0-30)	SW846 8260B
Naphthalene	79	(65 - 149)			SW846 8260B
	95	(65 - 149)	18	(0-30)	SW846 8260B
n-Propylbenzene	99	(75 - 127)			SW846 8260B
	101	(75 - 127)	1.8	(0-30)	SW846 8260B
1,1,1,2-Tetrachloroethane	100	(75 - 127)			SW846 8260B
	102	(75 - 127)	2.0	(0-30)	SW846 8260B
1,2,3-Trichlorobenzene	76	(75 - 133)			SW846 8260B
	93	(75 - 133)	19	(0-30)	SW846 8260B
1,2,3-Trichloropropane	110	(65 - 139)			SW846 8260B
	113	(65 - 139)	2.9	(0-30)	SW846 8260B
1,1,2-Trichloro-1,2,2-trifluoroethane	116	(50 - 150)			SW846 8260B
	111	(50 - 150)	4.4	(0-30)	SW846 8260B
1,2,4-Trimethylbenzene	97	(75 - 123)			SW846 8260B
	97	(75 - 123)	0.69	(0-30)	SW846 8260B
1,3,5-Trimethylbenzene	97	(75 - 121)			SW846 8260B
	99	(75 - 121)	2.0	(0-30)	SW846 8260B
Vinyl acetate	109	(30 - 150)			SW846 8260B
	105	(30 - 150)	3.3	(0-30)	SW846 8260B
Bromobenzene	97	(74 - 123)			SW846 8260B
	99	(74 - 123)	2.1	(0-30)	SW846 8260B

(Continued on next page)

LABORATORY CONTROL SAMPLE EVALUATION REPORT

GC/MS Volatiles

Client Lot #...: A7J100103 **Work Order #...:** J80XK1AC-LCS **Matrix.....:** WATER
LCS Lot-Sample#: A7J150000-176 J80XK1AD-LCSD

SURROGATE	PERCENT RECOVERY	RECOVERY LIMITS
Dibromofluoromethane	92	(50 - 150)
	91	(50 - 150)
1,2-Dichloroethane-d4	90	(50 - 150)
	86	(50 - 150)
Toluene-d8	91	(50 - 150)
	92	(50 - 150)
4-Bromofluorobenzene	93	(50 - 150)
	93	(50 - 150)

NOTE(S):

Calculations are performed before rounding to avoid round-off errors in calculated results.

Bold print denotes control parameters

MATRIX SPIKE SAMPLE EVALUATION REPORT

GC/MS Volatiles

Client Lot #...: A7J100103 **Work Order #...:** J8G411AK-MS **Matrix.....:** WATER
MS Lot-Sample #: A7J090101-001 J8G411AL-MSD
Date Sampled...: 10/08/07 11:35 **Date Received..:** 10/09/07
Prep Date.....: 10/15/07 **Analysis Date..:** 10/15/07
Prep Batch #...: 7288176
Dilution Factor: 1 **Initial Wgt/Vol:** 5 mL **Final Wgt/Vol..:** 5 mL

PARAMETER	PERCENT RECOVERY	RECOVERY LIMITS	RPD	RPD LIMITS	METHOD
cis-1,2-Dichloroethene	101	(82 - 116)			SW846 8260B
	100	(82 - 116)	0.82	(0-30)	SW846 8260B
trans-1,2-Dichloroethene	102	(77 - 115)			SW846 8260B
	102	(77 - 115)	0.59	(0-30)	SW846 8260B
1,2-Dibromoethane	99	(60 - 140)			SW846 8260B
	99	(60 - 140)	0.85	(0-20)	SW846 8260B
Bromochloromethane	104	(70 - 130)			SW846 8260B
	104	(70 - 130)	0.17	(0-30)	SW846 8260B
Chloromethane	91	(41 - 125)			SW846 8260B
	90	(41 - 125)	0.83	(0-30)	SW846 8260B
Bromomethane	91	(53 - 155)			SW846 8260B
	89	(53 - 155)	2.4	(0-30)	SW846 8260B
Vinyl chloride	90	(52 - 122)			SW846 8260B
	90	(52 - 122)	0.31	(0-30)	SW846 8260B
Chloroethane	95	(62 - 140)			SW846 8260B
	93	(62 - 140)	2.1	(0-30)	SW846 8260B
Methylene chloride	99	(70 - 129)			SW846 8260B
	97	(70 - 129)	1.1	(0-30)	SW846 8260B
Acetone	100	(10 - 166)			SW846 8260B
	104	(10 - 166)	3.6	(0-32)	SW846 8260B
Carbon disulfide	100	(66 - 135)			SW846 8260B
	98	(66 - 135)	1.9	(0-31)	SW846 8260B
1,1-Dichloroethene	**105**	**(57 - 138)**			**SW846 8260B**
	106	**(57 - 138)**	**0.74**	**(0-15)**	**SW846 8260B**
1,1-Dichloroethane	102	(84 - 121)			SW846 8260B
	101	(84 - 121)	1.2	(0-30)	SW846 8260B
1,2-Dichloroethene (total)	101	(80 - 115)			SW846 8260B
	101	(80 - 115)	0.10	(0-30)	SW846 8260B
Chloroform	101	(85 - 124)			SW846 8260B
	101	(85 - 124)	0.76	(0-30)	SW846 8260B
1,2-Dichloroethane	98	(84 - 126)			SW846 8260B
	97	(84 - 126)	0.79	(0-30)	SW846 8260B
2-Butanone	112	(52 - 152)			SW846 8260B
	115	(52 - 152)	2.7	(0-30)	SW846 8260B
1,1,1-Trichloroethane	94	(78 - 128)			SW846 8260B
	96	(78 - 128)	2.9	(0-30)	SW846 8260B
Carbon tetrachloride	96	(80 - 125)			SW846 8260B
	96	(80 - 125)	0.15	(0-30)	SW846 8260B

(Continued on next page)

MATRIX SPIKE SAMPLE EVALUATION REPORT

GC/MS Volatiles

Client Lot #...: A7J100103 **Work Order #...:** J8G411AK-MS **Matrix.....:** WATER
MS Lot-Sample #: A7J090101-001 J8G411AL-MSD

PARAMETER	PERCENT RECOVERY	RECOVERY LIMITS	RPD	RPD LIMITS	METHOD
Bromodichloromethane	97	(86 - 127)			SW846 8260B
	99	(86 - 127)	1.4	(0-30)	SW846 8260B
1,2-Dichloropropane	100	(83 - 121)			SW846 8260B
	101	(83 - 121)	1.4	(0-30)	SW846 8260B
cis-1,3-Dichloropropene	95	(86 - 122)			SW846 8260B
	96	(86 - 122)	1.3	(0-30)	SW846 8260B
Trichloroethene	**100**	**(58 - 141)**			**SW846 8260B**
	100	**(58 - 141)**	**0.47**	**(0-17)**	**SW846 8260B**
Dibromochloromethane	98	(85 - 124)			SW846 8260B
	98	(85 - 124)	0.31	(0-30)	SW846 8260B
1,1,2-Trichloroethane	98	(88 - 119)			SW846 8260B
	98	(88 - 119)	0.30	(0-30)	SW846 8260B
Benzene	**100**	**(73 - 123)**			**SW846 8260B**
	99	**(73 - 123)**	**1.2**	**(0-11)**	**SW846 8260B**
trans-1,3-Dichloropropene	94	(85 - 120)			SW846 8260B
	94	(85 - 120)	0.44	(0-30)	SW846 8260B
Bromoform	90	(79 - 135)			SW846 8260B
	92	(79 - 135)	2.7	(0-30)	SW846 8260B
4-Methyl-2-pentanone	96	(74 - 140)			SW846 8260B
	100	(74 - 140)	4.3	(0-30)	SW846 8260B
2-Hexanone	98	(57 - 148)			SW846 8260B
	99	(57 - 148)	1.6	(0-31)	SW846 8260B
Tetrachloroethene	99	(75 - 116)			SW846 8260B
	97	(75 - 116)	1.4	(0-30)	SW846 8260B
1,1,2,2-Tetrachloroethane	100	(74 - 144)			SW846 8260B
	96	(74 - 144)	4.2	(0-30)	SW846 8260B
Toluene	**98**	**(67 - 129)**			**SW846 8260B**
	95	**(67 - 129)**	**3.4**	**(0-14)**	**SW846 8260B**
Chlorobenzene	**99**	**(70 - 122)**			**SW846 8260B**
	96	**(70 - 122)**	**2.7**	**(0-14)**	**SW846 8260B**
Ethylbenzene	98	(86 - 113)			SW846 8260B
	96	(86 - 113)	1.2	(0-30)	SW846 8260B
Styrene	100	(87 - 115)			SW846 8260B
	100	(87 - 115)	0.45	(0-30)	SW846 8260B
Xylenes (total)	99	(88 - 114)			SW846 8260B
	97	(88 - 114)	2.0	(0-30)	SW846 8260B
n-Hexane	109	(57 - 129)			SW846 8260B
	114	(57 - 129)	4.3	(0-30)	SW846 8260B
Cyclohexane	89	(60 - 140)			SW846 8260B
	93	(60 - 140)	4.2	(0-20)	SW846 8260B

(Continued on next page)

MATRIX SPIKE SAMPLE EVALUATION REPORT

GC/MS Volatiles

Client Lot #...: A7J100103 **Work Order #...:** J8G411AK-MS **Matrix.....:** WATER
MS Lot-Sample #: A7J090101-001 J8G411AL-MSD

PARAMETER	PERCENT RECOVERY	RECOVERY LIMITS	RPD	RPD LIMITS	METHOD
1,2-Dibromo-3-chloro-propane	94	(60 - 140)			SW846 8260B
	108	(60 - 140)	14	(0-20)	SW846 8260B
1,2-Dichlorobenzene	97	(60 - 140)			SW846 8260B
	99	(60 - 140)	2.0	(0-20)	SW846 8260B
1,3-Dichlorobenzene	97	(60 - 140)			SW846 8260B
	96	(60 - 140)	0.74	(0-20)	SW846 8260B
1,4-Dichlorobenzene	97	(60 - 140)			SW846 8260B
	97	(60 - 140)	0.15	(0-20)	SW846 8260B
Dichlorodifluoromethane	76	(60 - 140)			SW846 8260B
	76	(60 - 140)	0.18	(0-20)	SW846 8260B
Freon 113	115	(60 - 140)			SW846 8260B
	120	(60 - 140)	4.2	(0-20)	SW846 8260B
Isopropylbenzene	109	(60 - 140)			SW846 8260B
	110	(60 - 140)	0.72	(0-20)	SW846 8260B
Methyl acetate	104	(60 - 140)			SW846 8260B
	106	(60 - 140)	2.2	(0-20)	SW846 8260B
Methylcyclohexane	92	(60 - 140)			SW846 8260B
	95	(60 - 140)	3.1	(0-20)	SW846 8260B
Methyl tert-butyl ether (MTBE)	97	(60 - 140)			SW846 8260B
	97	(60 - 140)	0.66	(0-20)	SW846 8260B
1,2,4-Trichloro-benzene	78	(60 - 140)			SW846 8260B
	99 p	(60 - 140)	24	(0-20)	SW846 8260B
Trichlorofluoromethane	107	(60 - 140)			SW846 8260B
	101	(60 - 140)	6.1	(0-20)	SW846 8260B

SURROGATE	PERCENT RECOVERY	RECOVERY LIMITS
Dibromofluoromethane	93	(50 - 150)
	94	(50 - 150)
1,2-Dichloroethane-d4	89	(50 - 150)
	91	(50 - 150)
Toluene-d8	91	(50 - 150)
	90	(50 - 150)
4-Bromofluorobenzene	92	(50 - 150)
	93	(50 - 150)

(Continued on next page)

MATRIX SPIKE SAMPLE EVALUATION REPORT

GC/MS Volatiles

Client Lot #...: A7J100103 **Work Order #...:** J8G411AK-MS **Matrix.....:** WATER
MS Lot-Sample #: A7J090101-001 J8G411AL-MSD

SURROGATE	PERCENT RECOVERY	RECOVERY LIMITS

NOTE(S):

Calculations are performed before rounding to avoid round-off errors in calculated results.

Bold print denotes control parameters

p Relative percent difference (RPD) is outside stated control limits.

SW846 8260B METHOD BLANK SUMMARY

BLANK WORKORDER NO.: J828G1AA

Lab Name: TestAmerica Laboratories, Inc.

Lab Code: TALCAN SDG Number:

Lab File ID: UXX7558.D Lot Number: A7J100103

Date Analyzed: 10/16/07 Time Analyzed: 11:39

Matrix: WATER Date Extracted:10/16/07

GC Column: DB 624 ID: .18 Extraction Method: 5030B/8260B

Instrument ID: UX10 Level:(low/med) LOW

THIS METHOD BLANK APPLIES TO THE FOLLOWING SAMPLES, LCS, LCSD, MS , MSD:

	CLIENT ID.	SAMPLE WORK ORDER #	LAB FILE ID	DATE ANALYZED	TIME ANALYZED
01	FWGRQLmw-008C-0546-GW	J8KP41AA	UXX7560.D	10/16/07	12:24
02	FWGRQLmw-008C-0546-GW	J8KP41AC S	UXX7561.D	10/16/07	12:46
03	FWGRQLmw-008C-0546-GW	J8KP41AD D	UXX7572.D	10/16/07	17:03
04	FWGLL4mw-198C-0543-GW	J8KQL1AA	UXX7574.D	10/16/07	17:48
05	FWGLL4mw-199C-0544-GW	J8KQP1AA	UXX7575.D	10/16/07	18:10
06	FWGLL1mw-080C-0536-GW	J8KQT1AA	UXX7576.D	10/16/07	18:32
07	FWGTEAM3-TRIP	J8KQW1AA	UXX7573.D	10/16/07	17:25
08	FWGRQLmw-009C-0547-GW	J8KQX1AA	UXX7577.D	10/16/07	18:55
09	FWGRQLmw-DUP3-0553-GW	J8KQ11AA	UXX7578.D	10/16/07	19:17
10	FWGRQLmw-007C-0545-GW	J8KQ31AA	UXX7579.D	10/16/07	19:40
11	FWGLL12mw-153C-0530-GW	J8KRF1AD	UXX7580.D	10/16/07	20:02
12	FWGTEAM2-TRIP	J8KRH1AA	UXX7581.D	10/16/07	20:25
13	CHECK SAMPLE	J828G1AC C	UXX7556.D	10/16/07	10:55
14	DUPLICATE CHECK	J828G1AD L	UXX7559.D	10/16/07	12:02
15					
16					
17					
18					
19					
20					
21					
22					
23					
24					
25					
26					
27					
28					
29					
30					

COMMENTS:

Data File: \\cansvr11\dd\chem\MSV\a3ux10.i\P71016A.b\UXX7553.D
Report Date: 16-Oct-2007 09:55

STL Inc North Canton

CONTINUING CALIBRATION COMPOUNDS

Instrument ID: a3ux10.i Injection Date: 16-OCT-2007 09:48
Lab File ID: UXX7553.D Init. Cal. Date(s): 24-AUG-2007 03-OCT-2007
Analysis Type: WATER Init. Cal. Times: 18:07 12:32
Lab Sample ID: 50NG-CC Quant Type: ISTD
Method: \\cansvr11\dd\chem\MSV\a3ux10.i\P71016A.b\8260LLUX10.m

COMPOUND	RRF / AMOUNT	RF50	CCAL RRF50	MIN RRF	%D / %DRIFT	MAX %D / %DRIFT	CURVE TYPE	
$ 4 Dibromofluoromethane	0.22575	0.21525	0.21525	0.010	4.65091	50.00000	Averaged	
$ 5 1,2-Dichloroethane-d4	0.26034	0.24140	0.24140	0.010	7.27585	50.00000	Averaged	
$ 6 Toluene-d8	1.21891	1.11727	1.11727	0.010	8.33878	50.00000	Averaged	
$ 7 Bromofluorobenzene	0.44483	0.41505	0.41505	0.010	6.69311	50.00000	Averaged	
8 Dichlorodifluoromethane	0.19718	0.23886	0.23886	0.010	-21.13537	50.00000	Averaged	
9 Chloromethane	0.25805	0.28815	0.28815	0.100	-11.66557	50.00000	Averaged	
10 Vinyl Chloride	0.26191	0.27702	0.27702	0.010	-5.76985	20.00000	Averaged	
11 Bromomethane	0.12884	0.14663	0.14663	0.010	-13.80179	50.00000	Averaged	
12 Chloroethane	0.16216	0.17705	0.17705	0.010	-9.18637	50.00000	Averaged	
13 Trichlorofluoromethane	0.22018	0.25805	0.25805	0.010	-17.19779	50.00000	Averaged	
15 Acrolein	0.02369	0.01450	0.01450	0.010	38.78824	50.00000	Averaged	
16 Acetone	100	125	0.07537	0.010	-25.04799	0.000e+000	Wt Linear	
17 1,1-Dichloroethene	0.22634	0.24641	0.24641	0.010	-8.86944	20.00000	Averaged	
18 Freon-113	0.18811	0.20344	0.20344	0.010	-8.15194	50.00000	Averaged	
19 Iodomethane	0.38610	0.39975	0.39975	0.010	-3.53609	50.00000	Averaged	
20 Carbon Disulfide	0.66903	0.67976	0.67976	0.010	-1.60400	50.00000	Averaged	
21 Methylene Chloride	50.00000	50.46317	0.25780	0.010	-0.92635	0.000e+000	Wt Linear	
22 Acetonitrile	0.01567	0.02407	0.02407	0.010	-53.55832	50.00000	Averaged	<-
23 Acrylonitrile	0.08176	0.09815	0.09815	0.010	-20.05223	50.00000	Averaged	
24 Methyl tert-butyl ether	0.66475	0.69126	0.69126	0.010	-3.98719	50.00000	Averaged	
25 trans-1,2-Dichloroethene	0.25613	0.26730	0.26730	0.010	-4.36385	50.00000	Averaged	
26 Hexane	0.06276	0.06731	0.06731	0.010	-7.25227	20.00000	Averaged	
27 Vinyl acetate	0.34276	0.21643	0.21643	0.010	36.85526	50.00000	Averaged	
28 1,1-Dichloroethane	0.39908	0.41268	0.41268	0.100	-3.40806	50.00000	Averaged	
29 tert-Butyl Alcohol	0.01346	0.02011	0.02011	0.010	-49.43495	50.00000	Averaged	
30 2-Butanone	0.09524	0.11194	0.11194	0.010	-17.54173	50.00000	Averaged	
M 31 1,2-Dichloroethene (total)	0.25941	0.26997	0.26997	0.010	-4.07123	50.00000	Averaged	
32 cis-1,2-dichloroethene	0.26269	0.27263	0.27263	0.010	-3.78592	50.00000	Averaged	
33 2,2-Dichloropropane	0.22876	0.20167	0.20167	0.010	11.84247	50.00000	Averaged	
34 Bromochloromethane	0.13131	0.14132	0.14132	0.010	-7.62471	50.00000	Averaged	
35 Chloroform	0.40193	0.41437	0.41437	0.010	-3.09656	20.00000	Averaged	
36 Tetrahydrofuran	0.06046	0.06773	0.06773	0.010	-12.02690	50.00000	Averaged	
37 1,1,1-Trichloroethane	0.31317	0.30501	0.30501	0.010	2.60730	50.00000	Averaged	
38 1,1-Dichloropropene	0.32316	0.32996	0.32996	0.010	-2.10599	50.00000	Averaged	
39 Carbon Tetrachloride	0.26169	0.27038	0.27038	0.010	-3.31717	50.00000	Averaged	
40 1,2-Dichloroethane	0.30799	0.31106	0.31106	0.010	-0.99647	50.00000	Averaged	
41 Benzene	1.01432	1.03983	1.03983	0.010	-2.51488	50.00000	Averaged	
42 Trichloroethene	0.28313	0.28732	0.28732	0.010	-1.48154	50.00000	Averaged	
43 1,2-Dichloropropane	0.22101	0.23134	0.23134	0.010	-4.67111	20.00000	Averaged	
44 1,4-Dioxane	2500	4025	0.00230	0.010	-60.99584	0.000e+000	Linear	<-
45 Dibromomethane	0.13409	0.14331	0.14331	0.010	-6.87574	50.00000	Averaged	
46 Bromodichloromethane	0.28239	0.29565	0.29565	0.010	-4.69637	50.00000	Averaged	
47 2-Chloroethyl vinyl ether	0.12951	0.13651	0.13651	0.010	-5.40774	50.00000	Averaged	

Data File: \\cansvr11\dd\chem\MSV\a3ux10.i\P71016A.b\UXX7553.D
Report Date: 16-Oct-2007 09:55

STL Inc North Canton

CONTINUING CALIBRATION COMPOUNDS

Instrument ID: a3ux10.i Injection Date: 16-OCT-2007 09:48
Lab File ID: UXX7553.D Init. Cal. Date(s): 24-AUG-2007 03-OCT-2007
Analysis Type: WATER Init. Cal. Times: 18:07 12:32
Lab Sample ID: 50NG-CC Quant Type: ISTD
Method: \\cansvr11\dd\chem\MSV\a3ux10.i\P71016A.b\8260LLUX10.m

			CCAL	MIN		MAX	
COMPOUND	RRF / AMOUNT	RF50	RRF50	RRF	%D / %DRIFT	%D / %DRIFT	CURVE TYPE
48 cis-1,3-Dichloropropene	0.32241	0.34297	0.34297	0.010	-6.37767	50.00000	Averaged
49 4-Methyl-2-pentanone	0.18590	0.20256	0.20256	0.010	-8.96085	50.00000	Averaged
50 Toluene	1.42685	1.44869	1.44869	0.010	-1.53038	20.00000	Averaged
51 trans-1,3-Dichloropropene	0.35406	0.37533	0.37533	0.010	-6.00784	50.00000	Averaged
52 Ethyl Methacrylate	0.35292	0.37171	0.37171	0.010	-5.32611	50.00000	Averaged
53 1,1,2-Trichloroethane	0.26996	0.28473	0.28473	0.010	-5.47149	50.00000	Averaged
54 1,3-Dichloropropane	0.47468	0.49680	0.49680	0.010	-4.65932	50.00000	Averaged
55 Tetrachloroethene	0.31899	0.32154	0.32154	0.010	-0.79934	50.00000	Averaged
56 2-Hexanone	0.16993	0.18650	0.18650	0.010	-9.75001	50.00000	Averaged
57 Dibromochloromethane	0.27274	0.29839	0.29839	0.010	-9.40314	50.00000	Averaged
58 1,2-Dibromoethane	0.27391	0.29141	0.29141	0.010	-6.38966	50.00000	Averaged
59 Chlorobenzene	0.94798	0.96589	0.96589	0.300	-1.88958	50.00000	Averaged
60 1,1,1,2-Tetrachloroethane	0.29264	0.31294	0.31294	0.010	-6.93426	50.00000	Averaged
61 Ethylbenzene	0.49923	0.51297	0.51297	0.010	-2.75363	20.00000	Averaged
62 m,p-Xylene	0.63352	0.64896	0.64896	0.010	-2.43671	50.00000	Averaged
M 63 Xylenes (total)	0.63200	0.64503	0.64503	0.010	-2.06110	50.00000	Averaged
64 Xylene-o	0.62896	0.63717	0.63717	0.010	-1.30444	50.00000	Averaged
65 Styrene	1.04440	1.09897	1.09897	0.010	-5.22436	50.00000	Averaged
66 Bromoform	50.00000	53.12778	0.20997	0.100	-6.25557	0.000e+000	Wt Linear
67 Isopropylbenzene	1.46679	1.50396	1.50396	0.010	-2.53409	50.00000	Averaged
68 1,1,2,2-Tetrachloroethane	0.63389	0.65464	0.65464	0.300	-3.27367	50.00000	Averaged
69 1,4-Dichloro-2-butene	50.00000	55.84072	0.14129	0.010	-11.68144	0.000e+000	Wt Linear
70 1,2,3-Trichloropropane	0.19708	0.20220	0.20220	0.010	-2.59306	50.00000	Averaged
71 Bromobenzene	0.77018	0.75104	0.75104	0.010	2.48448	50.00000	Averaged
72 n-Propylbenzene	0.81510	0.80522	0.80522	0.010	1.21138	50.00000	Averaged
73 2-Chlorotoluene	0.71223	0.69555	0.69555	0.010	2.34175	50.00000	Averaged
74 1,3,5-Trimethylbenzene	2.34816	2.30883	2.30883	0.010	1.67506	50.00000	Averaged
75 4-Chlorotoluene	0.73567	0.72697	0.72697	0.010	1.18158	50.00000	Averaged
76 tert-Butylbenzene	2.24592	2.33076	2.33076	0.010	-3.77774	50.00000	Averaged
77 1,2,4-Trimethylbenzene	2.40943	2.37097	2.37097	0.010	1.59633	50.00000	Averaged
78 sec-Butylbenzene	2.96145	2.96284	2.96284	0.010	-0.04686	50.00000	Averaged
79 4-Isopropyltoluene	2.51741	2.53827	2.53827	0.010	-0.82848	50.00000	Averaged
80 1,3-Dichlorobenzene	1.45583	1.45201	1.45201	0.010	0.26199	50.00000	Averaged
81 1,4-Dichlorobenzene	1.52341	1.49413	1.49413	0.010	1.92226	50.00000	Averaged
82 n-Butylbenzene	2.12948	2.13090	2.13090	0.010	-0.06656	50.00000	Averaged
83 1,2-Dichlorobenzene	1.35757	1.38639	1.38639	0.010	-2.12258	50.00000	Averaged
84 1,2-Dibromo-3-chloropropane	0.11020	0.12101	0.12101	0.010	-9.80783	50.00000	Averaged
85 1,2,4-Trichlorobenzene	0.95601	0.83111	0.83111	0.010	13.06441	50.00000	Averaged
86 Hexachlorobutadiene	0.40453	0.38365	0.38365	0.010	5.16139	50.00000	Averaged
87 Naphthalene	2.04202	1.76829	1.76829	0.010	13.40465	50.00000	Averaged
88 1,2,3-Trichlorobenzene	0.87106	0.70975	0.70975	0.010	18.51918	50.00000	Averaged
98 Cyclohexane	0.43134	0.45164	0.45164	0.010	-4.70772	50.00000	Averaged
143 Methyl Acetate	0.16304	0.20550	0.20550	0.010	-26.04540	50.00000	Averaged

Data File: \\cansvr11\dd\chem\MSV\a3ux10.i\P71016A.b\UXX7553.D
Report Date: 16-Oct-2007 09:55

STL Inc North Canton

CONTINUING CALIBRATION COMPOUNDS

Instrument ID: a3ux10.i Injection Date: 16-OCT-2007 09:48
Lab File ID: UXX7553.D Init. Cal. Date(s): 24-AUG-2007 03-OCT-2007
Analysis Type: WATER Init. Cal. Times: 18:07 12:32
Lab Sample ID: 50NG-CC Quant Type: ISTD
Method: \\cansvr11\dd\chem\MSV\a3ux10.i\P71016A.b\8260LLUX10.m

COMPOUND	RRF / AMOUNT	RF50	CCAL RRF50	MIN RRF	%D / %DRIFT	MAX %D / %DRIFT	CURVE TYPE
144 Methylcyclohexane	0.46264	0.48722	0.48722	0.010	-5.31243	50.00000	Averaged
141 1,3,5-Trichlorobenzene	1.05707	1.00828	1.00828	0.010	4.61564	50.00000	Averaged
149 Vinyl Acetate-86	50.00000	31.09991	0.02722	0.010	37.80018	0.000e+000	Wt Linear

Data File: \\cansvr11\dd\chem\MSV\a3ux10.i\P71016A.b/UXX7555.D
Report Date: 10/16/2007

CONTINUING CALIBRATION COMPOUNDS
PERCENT DRIFT REPORT

Instrument ID: a3ux10.i
Lab File ID: UXX7555.D
Analysis Type: WATER

Injection Date: 16-OCT-2007 10:33
Lab Sample ID: QCMRL
Method File: \\cansvr11\dd\chem\MSV\a3ux10.i\P71016A

COMPOUND	EXPECTED CONC.	MEASURED CONC.	%D	MAX %D
0 Fluorobenzene	50.0000	50.0000	0.0	50.0
0 Chlorobenzene-d5	50.0000	50.0000	0.0	50.0
0 1,4-Dichlorobenzene-d4	50.0000	50.0000	0.0	50.0
0 1,3,5-Trichlorobenzene	5.0000	4.6188	7.6	50.0
0 Methylcyclohexane	5.0000	4.8751	2.5	50.0
0 Methyl Acetate	10.0000	12.9295	29.3	50.0
0 Cyclohexane	5.0000	4.8831	2.3	50.0
0 Dichlorodifluoromethane	5.0000	5.4455	8.9	50.0
0 Chloromethane	5.0000	5.2819	5.6	50.0
0 Vinyl Chloride	5.0000	5.1834	3.7	20.0
0 Bromomethane	5.0000	5.4836	9.7	50.0
0 Chloroethane	5.0000	5.2896	5.8	50.0
0 Trichlorofluoromethane	5.0000	4.8705	2.6	50.0
0 Acrolein	50.0000	28.0151	44.0	50.0
0 Acetone	10.0000	9.3367	6.6	50.0
0 1,1-Dichloroethene	5.0000	5.4145	8.3	20.0
0 Freon-113	5.0000	5.1728	3.5	50.0
0 Iodomethane	5.0000	5.0001	0.0	50.0
0 Carbon Disulfide	5.0000	4.9258	1.5	50.0
0 Methylene Chloride	5.0000	3.7086	25.8	50.0
0 Hexachlorobutadiene	5.0000	5.1574	3.1	50.0
0 Acrylonitrile	10.0000	10.2798	2.8	50.0
0 Methyl tert-butyl ether	5.0000	5.1209	2.4	50.0
0 trans-1,2-Dichloroethene	5.0000	5.1535	3.1	50.0
0 Hexane	5.0000	4.8723	2.6	20.0
0 Vinyl acetate	5.0000	2.8201	43.6	50.0
0 1,1-Dichloroethane	5.0000	5.0849	1.7	50.0
0 tert-Butyl Alcohol	100.0000	138.0338	38.0	50.0
0 2-Butanone	10.0000	10.9093	9.1	50.0
0 1,2-Dichloroethene (total)	10.0000	10.1984	2.0	50.0
0 cis-1,2-dichloroethene	5.0000	5.0449	0.9	50.0
0 2,2-Dichloropropane	5.0000	4.2328	15.3	50.0
0 Bromochloromethane	5.0000	4.9164	1.7	50.0
0 Chloroform	5.0000	5.0192	0.4	20.0
0 Tetrahydrofuran	5.0000	5.8229	16.5	50.0
0 1,1,1-Trichloroethane	5.0000	4.7002	6.0	50.0
0 1,1-Dichloropropene	5.0000	4.6987	6.0	50.0
0 Carbon Tetrachloride	5.0000	4.8305	3.4	50.0
0 1,2-Dichloroethane	5.0000	5.1360	2.7	50.0

Data File: \\cansvr11\dd\chem\MSV\a3ux10.i\P71016A.b/UXX7555.D
Report Date: 10/16/2007

CONTINUING CALIBRATION COMPOUNDS
PERCENT DRIFT REPORT

Instrument ID: a3ux10.i
Lab File ID: UXX7555.D
Analysis Type: WATER

Injection Date: 16-OCT-2007 10:33
Lab Sample ID: QCMRL
Method File: \\cansvr11\dd\chem\MSV\a3ux10.i\

	COMPOUND	EXPECTED CONC.	MEASURED CONC.	%D	MAX %D
0	Benzene	5.0000	5.5642	11.3	50.0
0	Trichloroethene	5.0000	5.1187	2.4	50.0
0	1,2-Dichloropropane	5.0000	4.7179	5.6	20.0
0	1,2,4-Trichlorobenzene	5.0000	4.1062	17.9	50.0
0	Dibromomethane	5.0000	5.3555	7.1	50.0
0	Bromodichloromethane	5.0000	4.7211	5.6	50.0
0	2-Chloroethyl vinyl ether	10.0000	8.6935	13.1	50.0
0	cis-1,3-Dichloropropene	5.0000	4.5311	9.4	50.0
0	4-Methyl-2-pentanone	10.0000	9.1684	8.3	50.0
0	Toluene	5.0000	4.9996	0.0	20.0
0	trans-1,3-Dichloropropene	5.0000	4.2702	14.6	50.0
0	Ethyl Methacrylate	5.0000	4.2801	14.4	50.0
0	1,1,2-Trichloroethane	5.0000	4.9485	1.0	50.0
0	1,3-Dichloropropane	5.0000	5.0562	1.1	50.0
0	Tetrachloroethene	5.0000	5.0170	0.3	50.0
0	2-Hexanone	10.0000	9.7739	2.3	50.0
0	Dibromochloromethane	5.0000	4.5101	9.8	50.0
0	1,2-Dibromoethane	5.0000	4.7128	5.7	50.0
0	Chlorobenzene	5.0000	4.9787	0.4	50.0
0	1,1,1,2-Tetrachloroethane	5.0000	4.6957	6.1	50.0
0	Ethylbenzene	5.0000	4.8533	2.9	20.0
0	m + p-Xylene	10.0000	9.0473	9.5	50.0
0	Xylenes (total)	15.0000	13.4982	10.0	50.0
0	Xylene-o	5.0000	4.4509	11.0	50.0
0	Styrene	5.0000	4.5151	9.7	50.0
0	Bromoform	5.0000	6.4179	28.4	50.0
0	Isopropylbenzene	5.0000	4.6543	6.9	50.0
0	1,1,2,2-Tetrachloroethane	5.0000	5.0616	1.2	50.0
0	1,4-Dichloro-2-butene	5.0000	7.0196	40.4	50.0
0	1,2,3-Trichloropropane	5.0000	4.6460	7.1	50.0
0	Bromobenzene	5.0000	4.8154	3.7	50.0
0	n-Propylbenzene	5.0000	4.5939	8.1	50.0
0	2-Chlorotoluene	5.0000	4.7256	5.5	50.0
0	1,3,5-Trimethylbenzene	5.0000	4.4850	10.3	50.0
0	4-Chlorotoluene	5.0000	4.5025	10.0	50.0
0	tert-Butylbenzene	5.0000	4.1509	17.0	50.0
0	1,2,4-Trimethylbenzene	5.0000	4.4304	11.4	50.0
0	sec-Butylbenzene	5.0000	4.4447	11.1	50.0
0	4-Isopropyltoluene	5.0000	4.5009	10.0	50.0

Data File: \\cansvr11\dd\chem\MSV\a3ux10.i\P71016A.b/UXX7555.D
Report Date: 10/16/2007

CONTINUING CALIBRATION COMPOUNDS
PERCENT DRIFT REPORT

Instrument ID: a3ux10.i
Lab File ID: UXX7555.D
Analysis Type: WATER

Injection Date: 16-OCT-2007 10:33
Lab Sample ID: QCMRL
Method File: \\cansvr11\dd\chem\MSV\a3ux10.i\

	COMPOUND	EXPECTED CONC.	MEASURED CONC.	%D	MAX %D	
0	1,3-Dichlorobenzene	5.0000	4.7706	4.6	50.0	
0	1,4-Dichlorobenzene	5.0000	5.0119	0.2	50.0	
0	n-Butylbenzene	5.0000	4.4106	11.8	50.0	
0	1,2-Dichlorobenzene	5.0000	4.9651	0.7	50.0	
0	1,2-Dibromo-3-chloropropane	5.0000	5.8196	16.4	50.0	
51	Acetonitrile	50.0000	79.6751	59.4	50.0	<-
59	1,4-Dioxane	250.0000	265.6673	6.3	50.0	
113	Naphthalene	5.0000	3.6416	27.2	50.0	
115	1,2,3-Trichlorobenzene	5.0000	3.9020	22.0	50.0	
149	Vinyl Acetate-86	5.0000	4.6006	8.0	50.0	
0	1,2-Dichloroethane-d4	5.0000	45.6249	812.5	50.0	<-
0	Dibromofluoromethane	5.0000	46.4816	829.6	50.0	<-
0	Bromofluorobenzene	5.0000	45.8126	816.3	50.0	<-
0	Toluene-d8	5.0000	45.1900	803.8	50.0	<-

Data File: \\cansvr11\dd\chem\MSV\a3ux10.i\P71016A.b/UXX7582.D
Report Date: 10/17/2007

CONTINUING CALIBRATION COMPOUNDS
PERCENT DRIFT REPORT

Instrument ID: a3ux10.i
Lab File ID: UXX7582.D
Analysis Type: WATER

Injection Date: 16-OCT-2007 20:47
Lab Sample ID: QCMRL
Method File: \\cansvr11\dd\chem\MSV\a3ux10.i\P71016A

	COMPOUND	EXPECTED CONC.	MEASURED CONC.	%D	MAX %D	
0	Fluorobenzene	50.0000	50.0000	0.0	50.0	
0	Chlorobenzene-d5	50.0000	50.0000	0.0	50.0	
0	1,4-Dichlorobenzene-d4	50.0000	50.0000	0.0	50.0	
0	1,3,5-Trichlorobenzene	5.0000	4.2640	14.7	50.0	
0	Methylcyclohexane	5.0000	4.3920	12.2	50.0	
0	Methyl Acetate	10.0000	11.2244	12.2	50.0	
0	Cyclohexane	5.0000	4.5201	9.6	50.0	
0	Dichlorodifluoromethane	5.0000	4.6424	7.2	50.0	
0	Chloromethane	5.0000	4.9913	0.2	50.0	
0	Vinyl Chloride	5.0000	4.8223	3.6	20.0	
0	Bromomethane	5.0000	5.0170	0.3	50.0	
0	Chloroethane	5.0000	4.9824	0.4	50.0	
0	Trichlorofluoromethane	5.0000	3.7038	25.9	50.0	
0	Acrolein	50.0000	46.4073	7.2	50.0	
0	Acetone	10.0000	17.4370	74.4	50.0	<- 174.4%
0	1,1-Dichloroethene	5.0000	5.3027	6.1	20.0	
0	Freon-113	5.0000	4.8305	3.4	50.0	
0	Iodomethane	5.0000	5.0825	1.7	50.0	
0	Carbon Disulfide	5.0000	4.8028	3.9	50.0	
0	Methylene Chloride	5.0000	4.1942	16.1	50.0	
0	Hexachlorobutadiene	5.0000	4.7365	5.3	50.0	
0	Acrylonitrile	10.0000	10.8244	8.2	50.0	
0	Methyl tert-butyl ether	5.0000	4.9170	1.7	50.0	
0	trans-1,2-Dichloroethene	5.0000	5.1263	2.5	50.0	
0	Hexane	5.0000	4.6369	7.3	20.0	
0	Vinyl acetate	5.0000	3.2559	34.9	50.0	
0	1,1-Dichloroethane	5.0000	5.0972	1.9	50.0	
0	tert-Butyl Alcohol	100.0000	136.6929	36.7	50.0	
0	2-Butanone	10.0000	10.8198	8.2	50.0	
0	1,2-Dichloroethene (total)	10.0000	10.2254	2.3	50.0	
0	cis-1,2-dichloroethene	5.0000	5.0992	2.0	50.0	
0	2,2-Dichloropropane	5.0000	3.5845	28.3	50.0	
0	Bromochloromethane	5.0000	5.2998	6.0	50.0	
0	Chloroform	5.0000	5.0852	1.7	20.0	
0	Tetrahydrofuran	5.0000	5.5776	11.6	50.0	
0	1,1,1-Trichloroethane	5.0000	4.6063	7.9	50.0	
0	1,1-Dichloropropene	5.0000	4.7186	5.6	50.0	
0	Carbon Tetrachloride	5.0000	4.1626	16.7	50.0	
0	1,2-Dichloroethane	5.0000	5.0794	1.6	50.0	

Data File: \\cansvr11\dd\chem\MSV\a3ux10.i\P71016A.b/UXX7582.D
Report Date: 10/17/2007

CONTINUING CALIBRATION COMPOUNDS
PERCENT DRIFT REPORT

Instrument ID: a3ux10.i
Lab File ID: UXX7582.D
Analysis Type: WATER

Injection Date: 16-OCT-2007 20:47
Lab Sample ID: QCMRL
Method File: \\cansvr11\dd\chem\MSV\a3ux10.i\

	COMPOUND	EXPECTED CONC.	MEASURED CONC.	%D	MAX %D
0	Benzene	5.0000	5.1492	3.0	50.0
0	Trichloroethene	5.0000	5.1447	2.9	50.0
0	1,2-Dichloropropane	5.0000	4.8562	2.9	20.0
0	1,2,4-Trichlorobenzene	5.0000	3.5514	29.0	50.0
0	Dibromomethane	5.0000	5.1461	2.9	50.0
0	Bromodichloromethane	5.0000	4.6640	6.7	50.0
0	2-Chloroethyl vinyl ether	10.0000	8.2208	17.8	50.0
0	cis-1,3-Dichloropropene	5.0000	3.7899	24.2	50.0
0	4-Methyl-2-pentanone	10.0000	9.1250	8.7	50.0
0	Toluene	5.0000	4.9722	0.6	20.0
0	trans-1,3-Dichloropropene	5.0000	3.6932	26.1	50.0
0	Ethyl Methacrylate	5.0000	4.1707	16.6	50.0
0	1,1,2-Trichloroethane	5.0000	5.1121	2.2	50.0
0	1,3-Dichloropropane	5.0000	5.1944	3.9	50.0
0	Tetrachloroethene	5.0000	4.7448	5.1	50.0
0	2-Hexanone	10.0000	9.7181	2.8	50.0
0	Dibromochloromethane	5.0000	4.3831	12.3	50.0
0	1,2-Dibromoethane	5.0000	4.8832	2.3	50.0
0	Chlorobenzene	5.0000	5.0398	0.8	50.0
0	1,1,1,2-Tetrachloroethane	5.0000	4.3129	13.7	50.0
0	Ethylbenzene	5.0000	4.5133	9.7	20.0
0	m + p-Xylene	10.0000	8.9829	10.2	50.0
0	Xylenes (total)	15.0000	13.4168	10.6	50.0
0	Xylene-o	5.0000	4.4338	11.3	50.0
0	Styrene	5.0000	4.3820	12.4	50.0
0	Bromoform	5.0000	5.7313	14.6	50.0
0	Isopropylbenzene	5.0000	4.3596	12.8	50.0
0	1,1,2,2-Tetrachloroethane	5.0000	5.0207	0.4	50.0
0	1,4-Dichloro-2-butene	5.0000	5.1874	3.7	50.0
0	1,2,3-Trichloropropane	5.0000	5.1527	3.1	50.0
0	Bromobenzene	5.0000	4.9044	1.9	50.0
0	n-Propylbenzene	5.0000	4.3518	13.0	50.0
0	2-Chlorotoluene	5.0000	4.6477	7.0	50.0
0	1,3,5-Trimethylbenzene	5.0000	4.2310	15.4	50.0
0	4-Chlorotoluene	5.0000	4.7317	5.4	50.0
0	tert-Butylbenzene	5.0000	4.5341	9.3	50.0
0	1,2,4-Trimethylbenzene	5.0000	4.2490	15.0	50.0
0	sec-Butylbenzene	5.0000	4.3219	13.6	50.0
0	4-Isopropyltoluene	5.0000	4.2907	14.2	50.0

Data File: \\cansvr11\dd\chem\MSV\a3ux10.i\P71016A.b/UXX7582.D
Report Date: 10/17/2007

CONTINUING CALIBRATION COMPOUNDS
PERCENT DRIFT REPORT

Instrument ID: a3ux10.i
Lab File ID: UXX7582.D
Analysis Type: WATER

Injection Date: 16-OCT-2007 20:47
Lab Sample ID: QCMRL
Method File: \\cansvr11\dd\chem\MSV\a3ux10.i\

	COMPOUND	EXPECTED CONC.	MEASURED CONC.	%D	MAX %D	
0	1,3-Dichlorobenzene	5.0000	4.7855	4.3	50.0	
0	1,4-Dichlorobenzene	5.0000	4.9761	0.5	50.0	
0	n-Butylbenzene	5.0000	4.2555	14.9	50.0	
0	1,2-Dichlorobenzene	5.0000	4.9147	1.7	50.0	
0	1,2-Dibromo-3-chloropropane	5.0000	3.4900	30.2	50.0	
51	Acetonitrile	50.0000	80.9303	61.9	50.0	<-
59	1,4-Dioxane	250.0000	296.4334	18.6	50.0	
113	Naphthalene	5.0000	3.2248	35.5	50.0	
115	1,2,3-Trichlorobenzene	5.0000	3.4827	30.3	50.0	
149	Vinyl Acetate-86	5.0000	4.9059	1.9	50.0	
0	1,2-Dichloroethane-d4	5.0000	44.8936	797.9	50.0	<-
0	Dibromofluoromethane	5.0000	45.5228	810.5	50.0	<-
0	Bromofluorobenzene	5.0000	45.7695	815.4	50.0	<-
0	Toluene-d8	5.0000	45.5100	810.2	50.0	<-

METHOD BLANK REPORT

GC/MS Volatiles

Client Lot #...: A7J100103 **Work Order #...:** J828G1AA **Matrix.....:** WATER
MB Lot-Sample #: A7J160000-353

Prep Date.....: 10/16/07 **Final Wgt/Vol..:** 5 mL
Analysis Date..: 10/16/07 **Prep Batch #...:** 7289353
Dilution Factor: 1 **Initial Wgt/Vol:** 5 mL

PARAMETER	RESULT	REPORTING LIMIT	UNITS	METHOD
Bromochloromethane	ND	1.0	ug/L	SW846 8260B
cis-1,2-Dichloroethene	ND	1.0	ug/L	SW846 8260B
trans-1,2-Dichloroethene	ND	1.0	ug/L	SW846 8260B
o-Xylene	ND	1.0	ug/L	SW846 8260B
m-Xylene & p-Xylene	ND	2.0	ug/L	SW846 8260B
Chloromethane	ND	1.0	ug/L	SW846 8260B
Bromomethane	ND	1.0	ug/L	SW846 8260B
Vinyl chloride	ND	1.0	ug/L	SW846 8260B
Chloroethane	ND	1.0	ug/L	SW846 8260B
Methylene chloride	ND	2.0	ug/L	SW846 8260B
Acetone	ND	10	ug/L	SW846 8260B
Carbon disulfide	ND	1.0	ug/L	SW846 8260B
1,1-Dichloroethene	ND	1.0	ug/L	SW846 8260B
1,1-Dichloroethane	ND	1.0	ug/L	SW846 8260B
1,2-Dichloroethene (total)	ND	1.0	ug/L	SW846 8260B
Chloroform	ND	1.0	ug/L	SW846 8260B
1,2-Dichloroethane	ND	1.0	ug/L	SW846 8260B
2-Butanone	ND	10	ug/L	SW846 8260B
1,1,1-Trichloroethane	ND	1.0	ug/L	SW846 8260B
Carbon tetrachloride	ND	1.0	ug/L	SW846 8260B
Bromodichloromethane	ND	1.0	ug/L	SW846 8260B
1,2-Dichloropropane	ND	1.0	ug/L	SW846 8260B
cis-1,3-Dichloropropene	ND	1.0	ug/L	SW846 8260B
Trichloroethene	ND	1.0	ug/L	SW846 8260B
Dibromochloromethane	ND	1.0	ug/L	SW846 8260B
1,1,2-Trichloroethane	ND	1.0	ug/L	SW846 8260B
Benzene	ND	1.0	ug/L	SW846 8260B
trans-1,3-Dichloropropene	ND	1.0	ug/L	SW846 8260B
Bromoform	ND	1.0	ug/L	SW846 8260B
4-Methyl-2-pentanone	ND	10	ug/L	SW846 8260B
2-Hexanone	ND	10	ug/L	SW846 8260B
Tetrachloroethene	ND	1.0	ug/L	SW846 8260B
1,1,2,2-Tetrachloroethane	ND	1.0	ug/L	SW846 8260B
Toluene	ND	1.0	ug/L	SW846 8260B
Chlorobenzene	ND	1.0	ug/L	SW846 8260B
Ethylbenzene	ND	1.0	ug/L	SW846 8260B
Styrene	ND	1.0	ug/L	SW846 8260B
Xylenes (total)	ND	2.0	ug/L	SW846 8260B
1,2-Dibromoethane	ND	1.0	ug/L	SW846 8260B

(Continued on next page)

METHOD BLANK REPORT

GC/MS Volatiles

Client Lot #...: A7J100103 **Work Order #...:** J828G1AA **Matrix.....:** WATER

PARAMETER	RESULT	REPORTING LIMIT	UNITS	METHOD

SURROGATE	PERCENT RECOVERY	RECOVERY LIMITS
Dibromofluoromethane	92	(50 - 150)
1,2-Dichloroethane-d4	89	(50 - 150)
Toluene-d8	88	(50 - 150)
4-Bromofluorobenzene	87	(50 - 150)

NOTE(S):

Calculations are performed before rounding to avoid round-off errors in calculated results.

LABORATORY CONTROL SAMPLE EVALUATION REPORT

GC/MS Volatiles

Client Lot #...: A7J100103 **Work Order #...:** J828G1AC-LCS **Matrix.....:** WATER
LCS Lot-Sample#: A7J160000-353 J828G1AD-LCSD
Prep Date.....: 10/16/07 **Analysis Date..:** 10/16/07
Prep Batch #...: 7289353
Dilution Factor: 1 **Final Wgt/Vol..:** 5 mL
Initial Wgt/Vol: 5 mL

PARAMETER	PERCENT RECOVERY	RECOVERY LIMITS	RPD	RPD LIMITS	METHOD
cis-1,2-Dichloroethene	99	(73 - 133)			SW846 8260B
	101	(73 - 133)	2.8	(0-30)	SW846 8260B
trans-1,2-Dichloroethene	99	(75 - 134)			SW846 8260B
	102	(75 - 134)	2.9	(0-30)	SW846 8260B
1,2-Dibromoethane	99	(75 - 127)			SW846 8260B
	103	(75 - 127)	3.8	(0-30)	SW846 8260B
Bromochloromethane	100	(75 - 127)			SW846 8260B
	105	(75 - 127)	4.5	(0-30)	SW846 8260B
m-Xylene & p-Xylene	96	(75 - 122)			SW846 8260B
	101	(75 - 122)	5.3	(0-30)	SW846 8260B
o-Xylene	96	(75 - 118)			SW846 8260B
	99	(75 - 118)	3.2	(0-30)	SW846 8260B
Chloromethane	85	(58 - 135)			SW846 8260B
	81	(58 - 135)	5.6	(0-30)	SW846 8260B
Bromomethane	85	(35 - 153)			SW846 8260B
	90	(35 - 153)	5.7	(0-30)	SW846 8260B
Vinyl chloride	85	(73 - 134)			SW846 8260B
	83	(73 - 134)	2.3	(0-30)	SW846 8260B
Chloroethane	90	(72 - 129)			SW846 8260B
	92	(72 - 129)	2.3	(0-30)	SW846 8260B
Methylene chloride	94	(69 - 118)			SW846 8260B
	101	(69 - 118)	6.4	(0-30)	SW846 8260B
Acetone	99	(51 - 157)			SW846 8260B
	104	(51 - 157)	5.1	(0-30)	SW846 8260B
Carbon disulfide	93	(74 - 123)			SW846 8260B
	97	(74 - 123)	4.3	(0-30)	SW846 8260B
1,1-Dichloroethene	**102**	**(75 - 125)**			**SW846 8260B**
	105	**(75 - 125)**	**3.0**	**(0-30)**	**SW846 8260B**
1,1-Dichloroethane	100	(75 - 133)			SW846 8260B
	102	(75 - 133)	1.8	(0-30)	SW846 8260B
1,2-Dichloroethene (total)	99	(85 - 111)			SW846 8260B
	102	(85 - 111)	2.8	(0-30)	SW846 8260B
Chloroform	97	(74 - 127)			SW846 8260B
	102	(74 - 127)	5.1	(0-30)	SW846 8260B
1,2-Dichloroethane	95	(67 - 132)			SW846 8260B
	101	(67 - 132)	6.2	(0-30)	SW846 8260B

(Continued on next page)

LABORATORY CONTROL SAMPLE EVALUATION REPORT

GC/MS Volatiles

Client Lot #...: A7J100103 **Work Order #...:** J828G1AC-LCS **Matrix.....:** WATER
LCS Lot-Sample#: A7J160000-353 J828G1AD-LCSD

PARAMETER	PERCENT RECOVERY	RECOVERY LIMITS	RPD	RPD LIMITS	METHOD
2-Butanone	110	(45 - 150)			SW846 8260B
	107	(45 - 150)	2.4	(0-30)	SW846 8260B
1,1,1-Trichloroethane	91	(70 - 127)			SW846 8260B
	97	(70 - 127)	5.8	(0-30)	SW846 8260B
Carbon tetrachloride	94	(71 - 132)			SW846 8260B
	100	(71 - 132)	5.4	(0-30)	SW846 8260B
Bromodichloromethane	98	(70 - 130)			SW846 8260B
	101	(70 - 130)	2.2	(0-30)	SW846 8260B
1,2-Dichloropropane	101	(75 - 127)			SW846 8260B
	104	(75 - 127)	2.6	(0-30)	SW846 8260B
cis-1,3-Dichloropropene	98	(73 - 132)			SW846 8260B
	102	(73 - 132)	4.1	(0-30)	SW846 8260B
Trichloroethene	**98**	**(67 - 128)**			**SW846 8260B**
	101	**(67 - 128)**	**3.0**	**(0-30)**	**SW846 8260B**
Dibromochloromethane	101	(74 - 145)			SW846 8260B
	104	(74 - 145)	2.7	(0-30)	SW846 8260B
1,1,2-Trichloroethane	99	(75 - 136)			SW846 8260B
	102	(75 - 136)	3.9	(0-30)	SW846 8260B
Benzene	**97**	**(75 - 126)**			**SW846 8260B**
	101	**(75 - 126)**	**3.5**	**(0-30)**	**SW846 8260B**
trans-1,3-Dichloropropene	96	(74 - 131)			SW846 8260B
	100	(74 - 131)	4.5	(0-30)	SW846 8260B
Bromoform	94	(72 - 136)			SW846 8260B
	97	(72 - 136)	3.3	(0-30)	SW846 8260B
4-Methyl-2-pentanone	99	(59 - 150)			SW846 8260B
	103	(59 - 150)	3.8	(0-30)	SW846 8260B
2-Hexanone	100	(53 - 139)			SW846 8260B
	106	(53 - 139)	5.6	(0-30)	SW846 8260B
Tetrachloroethene	97	(75 - 129)			SW846 8260B
	100	(75 - 129)	3.4	(0-30)	SW846 8260B
1,1,2,2-Tetrachloroethane	97	(68 - 129)			SW846 8260B
	102	(68 - 129)	4.3	(0-30)	SW846 8260B
Toluene	**97**	**(75 - 125)**			**SW846 8260B**
	100	**(75 - 125)**	**3.5**	**(0-30)**	**SW846 8260B**
Chlorobenzene	**96**	**(75 - 127)**			**SW846 8260B**
	100	**(75 - 127)**	**3.5**	**(0-30)**	**SW846 8260B**
Ethylbenzene	97	(75 - 120)			SW846 8260B
	101	(75 - 120)	4.3	(0-30)	SW846 8260B
Styrene	98	(75 - 130)			SW846 8260B
	102	(75 - 130)	4.3	(0-30)	SW846 8260B
Xylenes (total)	96	(90 - 114)			SW846 8260B
	101	(90 - 114)	4.6	(0-30)	SW846 8260B

(Continued on next page)

LABORATORY CONTROL SAMPLE EVALUATION REPORT

GC/MS Volatiles

Client Lot #...: A7J100103 **Work Order #...:** J828G1AC-LCS **Matrix.....:** WATER
LCS Lot-Sample#: A7J160000-353 J828G1AD-LCSD

PARAMETER	PERCENT RECOVERY	RECOVERY LIMITS	RPD	RPD LIMITS	METHOD
n-Hexane	109	(69 - 129)			SW846 8260B
	118	(69 - 129)	8.2	(0-30)	SW846 8260B
1,2-Dibromo-3-chloro-propane	98	(75 - 132)			SW846 8260B
	104	(75 - 132)	6.1	(0-30)	SW846 8260B
1,2-Dichlorobenzene	95	(73 - 120)			SW846 8260B
	98	(73 - 120)	3.2	(0-30)	SW846 8260B
1,3-Dichlorobenzene	95	(75 - 122)			SW846 8260B
	98	(75 - 122)	2.7	(0-30)	SW846 8260B
1,4-Dichlorobenzene	96	(74 - 123)			SW846 8260B
	99	(74 - 123)	2.4	(0-30)	SW846 8260B
Dichlorodifluoromethane	63	(59 - 134)			SW846 8260B
	52 a	(59 - 134)	19	(0-30)	SW846 8260B
Freon 113	112	(50 - 150)			SW846 8260B
	118	(50 - 150)	4.8	(0-30)	SW846 8260B
Isopropylbenzene	106	(75 - 126)			SW846 8260B
	111	(75 - 126)	4.9	(0-30)	SW846 8260B
Methyl acetate	98	(60 - 140)			SW846 8260B
	105	(60 - 140)	6.6	(0-20)	SW846 8260B
Methylcyclohexane	91	(60 - 140)			SW846 8260B
	95	(60 - 140)	4.6	(0-20)	SW846 8260B
Methyl tert-butyl ether (MTBE)	96	(59 - 129)			SW846 8260B
	98	(59 - 129)	2.8	(0-30)	SW846 8260B
1,2,4-Trichloro-benzene	82	(75 - 130)			SW846 8260B
	84	(75 - 130)	2.5	(0-30)	SW846 8260B
Trichlorofluoromethane	100	(68 - 133)			SW846 8260B
	107	(68 - 133)	6.7	(0-30)	SW846 8260B
Acrolein	81	(50 - 150)			SW846 8260B
	89	(50 - 150)	9.6	(0-30)	SW846 8260B
Acrylonitrile	106	(50 - 150)			SW846 8260B
	110	(50 - 150)	3.3	(0-30)	SW846 8260B
n-Butylbenzene	95	(75 - 126)			SW846 8260B
	99	(75 - 126)	4.0	(0-30)	SW846 8260B
sec-Butylbenzene	95	(75 - 125)			SW846 8260B
	98	(75 - 125)	3.6	(0-30)	SW846 8260B
tert-Butylbenzene	99	(75 - 125)			SW846 8260B
	94	(75 - 125)	5.3	(0-30)	SW846 8260B

(Continued on next page)

LABORATORY CONTROL SAMPLE EVALUATION REPORT

GC/MS Volatiles

Client Lot #...: A7J100103 **Work Order #...:** J828G1AC-LCS **Matrix.....:** WATER
LCS Lot-Sample#: A7J160000-353 J828G1AD-LCSD

PARAMETER	PERCENT RECOVERY	RECOVERY LIMITS	RPD	RPD LIMITS	METHOD
2-Chlorotoluene	93	(75 - 121)			SW846 8260B
	97	(75 - 121)	3.7	(0-30)	SW846 8260B
4-Chlorotoluene	96	(73 - 127)			SW846 8260B
	101	(73 - 127)	5.2	(0-30)	SW846 8260B
Dibromomethane	100	(76 - 132)			SW846 8260B
	103	(76 - 132)	3.2	(0-30)	SW846 8260B
1,3-Dichloropropane	98	(75 - 133)			SW846 8260B
	101	(75 - 133)	2.8	(0-30)	SW846 8260B
2,2-Dichloropropane	81	(62 - 134)			SW846 8260B
	87	(62 - 134)	7.0	(0-30)	SW846 8260B
1,1-Dichloropropene	96	(75 - 135)			SW846 8260B
	99	(75 - 135)	3.2	(0-30)	SW846 8260B
Hexachlorobutadiene	87	(75 - 133)			SW846 8260B
	89	(75 - 133)	1.7	(0-30)	SW846 8260B
Iodomethane	96	(50 - 150)			SW846 8260B
	100	(50 - 150)	3.9	(0-30)	SW846 8260B
p-Isopropyltoluene	98	(75 - 125)			SW846 8260B
	103	(75 - 125)	5.1	(0-30)	SW846 8260B
Naphthalene	84	(65 - 149)			SW846 8260B
	87	(65 - 149)	3.0	(0-30)	SW846 8260B
n-Propylbenzene	96	(75 - 127)			SW846 8260B
	100	(75 - 127)	4.2	(0-30)	SW846 8260B
1,1,1,2-Tetrachloroethane	99	(75 - 127)			SW846 8260B
	101	(75 - 127)	2.5	(0-30)	SW846 8260B
1,2,3-Trichlorobenzene	82	(75 - 133)			SW846 8260B
	85	(75 - 133)	3.3	(0-30)	SW846 8260B
1,2,3-Trichloropropane	106	(65 - 139)			SW846 8260B
	108	(65 - 139)	2.3	(0-30)	SW846 8260B
1,1,2-Trichloro-1,2,2-trifluoroethane	112	(50 - 150)			SW846 8260B
	118	(50 - 150)	4.8	(0-30)	SW846 8260B
1,2,4-Trimethylbenzene	94	(75 - 123)			SW846 8260B
	98	(75 - 123)	4.2	(0-30)	SW846 8260B
1,3,5-Trimethylbenzene	94	(75 - 121)			SW846 8260B
	97	(75 - 121)	3.3	(0-30)	SW846 8260B
Vinyl acetate	106	(30 - 150)			SW846 8260B
	119	(30 - 150)	11	(0-30)	SW846 8260B
Bromobenzene	94	(74 - 123)			SW846 8260B
	98	(74 - 123)	3.9	(0-30)	SW846 8260B

(Continued on next page)

LABORATORY CONTROL SAMPLE EVALUATION REPORT

GC/MS Volatiles

Client Lot #...: A7J100103 **Work Order #...:** J828G1AC-LCS **Matrix.....:** WATER
LCS Lot-Sample#: A7J160000-353 J828G1AD-LCSD

SURROGATE	PERCENT RECOVERY	RECOVERY LIMITS
Dibromofluoromethane	92	(50 - 150)
	92	(50 - 150)
1,2-Dichloroethane-d4	87	(50 - 150)
	89	(50 - 150)
Toluene-d8	91	(50 - 150)
	90	(50 - 150)
4-Bromofluorobenzene	92	(50 - 150)
	91	(50 - 150)

NOTE(S):

Calculations are performed before rounding to avoid round-off errors in calculated results.

Bold print denotes control parameters

a Spiked analyte recovery is outside stated control limits.

MATRIX SPIKE SAMPLE EVALUATION REPORT

GC/MS Volatiles

Client Lot #...: A7J100103 **Work Order #...:** J8KP41AC-MS **Matrix.....:** WG
MS Lot-Sample #: A7J100103-005 *J8KP41AD-MSD*
Date Sampled...: 10/09/07 12:10 **Date Received..:** 10/10/07
Prep Date.....: 10/16/07 **Analysis Date..:** 10/16/07
Prep Batch #...: 7289353
Dilution Factor: 1 **Initial Wgt/Vol:** 5 mL **Final Wgt/Vol..:** 5 mL

PARAMETER	PERCENT RECOVERY	RECOVERY LIMITS	RPD	RPD LIMITS	METHOD
cis-1,2-Dichloroethene	105	(82 - 116)			SW846 8260B
	98	(82 - 116)	6.7	(0-30)	SW846 8260B
trans-1,2-Dichloroethene	107	(77 - 115)			SW846 8260B
	100	(77 - 115)	7.4	(0-30)	SW846 8260B
1,2-Dibromoethane	100	(60 - 140)			SW846 8260B
	99	(60 - 140)	0.89	(0-20)	SW846 8260B
Bromochloromethane	107	(70 - 130)			SW846 8260B
	104	(70 - 130)	3.5	(0-30)	SW846 8260B
Chloromethane	87	(41 - 125)			SW846 8260B
	80	(41 - 125)	8.7	(0-30)	SW846 8260B
Bromomethane	94	(53 - 155)			SW846 8260B
	82	(53 - 155)	13	(0-30)	SW846 8260B
Vinyl chloride	80	(52 - 122)			SW846 8260B
	72	(52 - 122)	9.7	(0-30)	SW846 8260B
Chloroethane	102	(62 - 140)			SW846 8260B
	95	(62 - 140)	6.5	(0-30)	SW846 8260B
Methylene chloride	102	(70 - 129)			SW846 8260B
	97	(70 - 129)	4.4	(0-30)	SW846 8260B
Acetone	82	(10 - 166)			SW846 8260B
	107	(10 - 166)	26	(0-32)	SW846 8260B
Carbon disulfide	112	(66 - 135)			SW846 8260B
	98	(66 - 135)	9.9	(0-31)	SW846 8260B
1,1-Dichloroethene	**110**	**(57 - 138)**			**SW846 8260B**
	102	**(57 - 138)**	**7.5**	**(0-15)**	**SW846 8260B**
1,1-Dichloroethane	106	(84 - 121)			SW846 8260B
	100	(84 - 121)	5.4	(0-30)	SW846 8260B
1,2-Dichloroethene (total)	106	(80 - 115)			SW846 8260B
	99	(80 - 115)	7.1	(0-30)	SW846 8260B
Chloroform	104	(85 - 124)			SW846 8260B
	98	(85 - 124)	6.1	(0-30)	SW846 8260B
1,2-Dichloroethane	97	(84 - 126)			SW846 8260B
	95	(84 - 126)	2.3	(0-30)	SW846 8260B
2-Butanone	95	(52 - 152)			SW846 8260B
	99	(52 - 152)	4.0	(0-30)	SW846 8260B
1,1,1-Trichloroethane	97	(78 - 128)			SW846 8260B
	90	(78 - 128)	7.4	(0-30)	SW846 8260B
Carbon tetrachloride	98	(80 - 125)			SW846 8260B
	89	(80 - 125)	10	(0-30)	SW846 8260B

(Continued on next page)

MATRIX SPIKE SAMPLE EVALUATION REPORT

GC/MS Volatiles

Client Lot #...: A7J100103 **Work Order #...:** J8KP41AC-MS **Matrix.....:** WG
MS Lot-Sample #: A7J100103-005 J8KP41AD-MSD

PARAMETER	PERCENT RECOVERY	RECOVERY LIMITS	RPD	RPD LIMITS	METHOD
Bromodichloromethane	100	(86 - 127)			SW846 8260B
	96	(86 - 127)	4.3	(0-30)	SW846 8260B
1,2-Dichloropropane	101	(83 - 121)			SW846 8260B
	98	(83 - 121)	3.0	(0-30)	SW846 8260B
cis-1,3-Dichloropropene	93	(86 - 122)			SW846 8260B
	89	(86 - 122)	3.7	(0-30)	SW846 8260B
Trichloroethene	**101**	**(58 - 141)**			**SW846 8260B**
	98	**(58 - 141)**	**3.4**	**(0-17)**	**SW846 8260B**
Dibromochloromethane	101	(85 - 124)			SW846 8260B
	100	(85 - 124)	1.6	(0-30)	SW846 8260B
1,1,2-Trichloroethane	99	(88 - 119)			SW846 8260B
	100	(88 - 119)	0.92	(0-30)	SW846 8260B
Benzene	**100**	**(73 - 123)**			**SW846 8260B**
	97	**(73 - 123)**	**3.7**	**(0-11)**	**SW846 8260B**
trans-1,3-Dichloropropene	91	(85 - 120)			SW846 8260B
	87	(85 - 120)	4.5	(0-30)	SW846 8260B
Bromoform	95	(79 - 135)			SW846 8260B
	89	(79 - 135)	6.3	(0-30)	SW846 8260B
4-Methyl-2-pentanone	97	(74 - 140)			SW846 8260B
	98	(74 - 140)	1.0	(0-30)	SW846 8260B
2-Hexanone	102	(57 - 148)			SW846 8260B
	97	(57 - 148)	5.3	(0-31)	SW846 8260B
Tetrachloroethene	102	(75 - 116)			SW846 8260B
	97	(75 - 116)	4.4	(0-30)	SW846 8260B
1,1,2,2-Tetrachloroethane	98	(74 - 144)			SW846 8260B
	100	(74 - 144)	2.1	(0-30)	SW846 8260B
Toluene	**100**	**(67 - 129)**			**SW846 8260B**
	98	**(67 - 129)**	**1.7**	**(0-14)**	**SW846 8260B**
Chlorobenzene	**101**	**(70 - 122)**			**SW846 8260B**
	100	**(70 - 122)**	**0.86**	**(0-14)**	**SW846 8260B**
Ethylbenzene	102	(86 - 113)			SW846 8260B
	99	(86 - 113)	3.1	(0-30)	SW846 8260B
Styrene	103	(87 - 115)			SW846 8260B
	102	(87 - 115)	0.90	(0-30)	SW846 8260B
Xylenes (total)	102	(88 - 114)			SW846 8260B
	101	(88 - 114)	1.6	(0-30)	SW846 8260B
n-Hexane	110	(57 - 129)			SW846 8260B
	100	(57 - 129)	10	(0-30)	SW846 8260B
Cyclohexane	95	(60 - 140)			SW846 8260B
	85	(60 - 140)	11	(0-20)	SW846 8260B

(Continued on next page)

MATRIX SPIKE SAMPLE EVALUATION REPORT

GC/MS Volatiles

Client Lot #...: A7J100103 **Work Order #...:** J8KP41AC-MS **Matrix.....:** WG
MS Lot-Sample #: A7J100103-005 J8KP41AD-MSD

PARAMETER	PERCENT RECOVERY	RECOVERY LIMITS	RPD	RPD LIMITS	METHOD
1,2-Dibromo-3-chloro-propane	105	(60 - 140)			SW846 8260B
	98	(60 - 140)	6.6	(0-20)	SW846 8260B
1,2-Dichlorobenzene	98	(60 - 140)			SW846 8260B
	96	(60 - 140)	1.7	(0-20)	SW846 8260B
1,3-Dichlorobenzene	99	(60 - 140)			SW846 8260B
	97	(60 - 140)	1.2	(0-20)	SW846 8260B
1,4-Dichlorobenzene	97	(60 - 140)			SW846 8260B
	96	(60 - 140)	1.8	(0-20)	SW846 8260B
Dichlorodifluoromethane	59 a	(60 - 140)			SW846 8260B
	53 a	(60 - 140)	12	(0-20)	SW846 8260B
Freon 113	120	(60 - 140)			SW846 8260B
	104	(60 - 140)	14	(0-20)	SW846 8260B
Isopropylbenzene	116	(60 - 140)			SW846 8260B
	110	(60 - 140)	5.1	(0-20)	SW846 8260B
Methyl acetate	92	(60 - 140)			SW846 8260B
	87	(60 - 140)	6.4	(0-20)	SW846 8260B
Methylcyclohexane	96	(60 - 140)			SW846 8260B
	84	(60 - 140)	13	(0-20)	SW846 8260B
Methyl tert-butyl ether (MTBE)	100	(60 - 140)			SW846 8260B
	95	(60 - 140)	5.7	(0-20)	SW846 8260B
1,2,4-Trichloro-benzene	91	(60 - 140)			SW846 8260B
	83	(60 - 140)	8.7	(0-20)	SW846 8260B
Trichlorofluoromethane	99	(60 - 140)			SW846 8260B
	87	(60 - 140)	12	(0-20)	SW846 8260B

SURROGATE	PERCENT RECOVERY	RECOVERY LIMITS
Dibromofluoromethane	96	(50 - 150)
	91	(50 - 150)
1,2-Dichloroethane-d4	92	(50 - 150)
	85	(50 - 150)
Toluene-d8	92	(50 - 150)
	92	(50 - 150)
4-Bromofluorobenzene	95	(50 - 150)
	95	(50 - 150)

(Continued on next page)

MATRIX SPIKE SAMPLE EVALUATION REPORT

GC/MS Volatiles

Client Lot #...: A7J100103 **Work Order #...:** J8KP41AC-MS **Matrix.....:** WG
MS Lot-Sample #: A7J100103-005 J8KP41AD-MSD

SURROGATE	PERCENT RECOVERY	RECOVERY LIMITS

NOTE(S):

Calculations are performed before rounding to avoid round-off errors in calculated results.

Bold print denotes control parameters

a Spiked analyte recovery is outside stated control limits.

SW846 8260B METHOD BLANK SUMMARY

BLANK WORKORDER NO.: J88391AA

Lab Name: TestAmerica Laboratories, Inc.

Lab Code: TALCAN

SDG Number:

Lab File ID: UXX7616.D

Lot Number: A7J100103

Date Analyzed: 10/17/07

Time Analyzed: 11:48

Matrix: WATER

Date Extracted:10/17/07

GC Column: DB 624 ID: .18

Extraction Method: 5030B/8260B

Instrument ID: UX10

Level:(low/med) LOW

THIS METHOD BLANK APPLIES TO THE FOLLOWING SAMPLES, LCS, LCSD, MS , MSD:

	CLIENT ID.	SAMPLE WORK ORDER #	LAB FILE ID	DATE ANALYZED	TIME ANALYZED
01	FWGLL12mw-182C-0531-GW	J8KQ71AA	UXX7617.D	10/17/07	12:10
02	FWGLL12mw-182C-0531-GW	J8KQ71AC S	UXX7626.D	10/17/07	15:32
03	FWGLL12mw-182C-0531-GW	J8KQ71AD D	UXX7627.D	10/17/07	15:55
04	INTRA-LAB QC	J8NP11AA	UXX7620.D	10/17/07	13:17
05	LAB MS/MSD	J8NP11AC S	UXX7628.D	10/17/07	16:17
06	LAB MS/MSD	J8NP11AD D	UXX7629.D	10/17/07	16:40
07	CHECK SAMPLE	J88391AC C	UXX7614.D	10/17/07	11:03
08	DUPLICATE CHECK	J88391AD L	UXX7615.D	10/17/07	11:26
09					
10					
11					
12					
13					
14					
15					
16					
17					
18					
19					
20					
21					
22					
23					
24					
25					
26					
27					
28					
29					
30					

COMMENTS:

Data File: \\cansvr11\dd\chem\MSV\a3ux10.i\P71017A.b\UXX7611.D
Report Date: 19-Oct-2007 13:45

STL North Canton

CONTINUING CALIBRATION COMPOUNDS

Instrument ID: a3ux10.i Injection Date: 17-OCT-2007 09:56
Lab File ID: UXX7611.D Init. Cal. Date(s): 24-AUG-2007 03-OCT-2007
Analysis Type: WATER Init. Cal. Times: 18:07 12:32
Lab Sample ID: 50NG-CC Quant Type: ISTD
Method: \\cansvr11\dd\chem\MSV\a3ux10.i\P71017A.b\8260LLUX10.m

COMPOUND	RRF / AMOUNT	RF50	CCAL RRF50	MIN RRF	%D / %DRIFT	MAX %D / %DRIFT	CURVE TYPE
$ 4 Dibromofluoromethane	0.22575	0.20404	0.20404	0.010	9.61457	50.00000	Averaged
$ 5 1,2-Dichloroethane-d4	0.26034	0.22473	0.22473	0.010	13.67898	50.00000	Averaged
$ 6 Toluene-d8	1.21891	1.12233	1.12233	0.010	7.92392	50.00000	Averaged
$ 7 Bromofluorobenzene	0.44483	0.41806	0.41806	0.010	6.01637	50.00000	Averaged
8 Dichlorodifluoromethane	0.19718	0.21403	0.21403	0.010	-8.54422	50.00000	Averaged
9 Chloromethane	0.25805	0.26831	0.26831	0.100	-3.97764	50.00000	Averaged
10 Vinyl Chloride	0.26191	0.24682	0.24682	0.010	5.76188	20.00000	Averaged
11 Bromomethane	0.12884	0.11678	0.11678	0.010	9.36568	50.00000	Averaged
12 Chloroethane	0.16216	0.15602	0.15602	0.010	3.78660	50.00000	Averaged
13 Trichlorofluoromethane	0.22018	0.19572	0.19572	0.010	11.10951	50.00000	Averaged
15 Acrolein	0.02369	0.01869	0.01869	0.010	21.07551	50.00000	Averaged
16 Acetone	100	128	0.07684	0.010	-27.64314	0.000e+000	Wt Linear
17 1,1-Dichloroethene	0.22634	0.25057	0.25057	0.010	-10.70647	20.00000	Averaged
18 Freon-113	0.18811	0.20164	0.20164	0.010	-7.19218	50.00000	Averaged
19 Iodomethane	0.38610	0.39758	0.39758	0.010	-2.97408	50.00000	Averaged
20 Carbon Disulfide	0.66903	0.68262	0.68262	0.010	-2.03177	50.00000	Averaged
21 Methylene Chloride	50.00000	51.84668	0.26455	0.010	-3.69336	0.000e+000	Wt Linear
22 Acetonitrile	0.01567	0.02602	0.02602	0.010	-66.01792	50.00000	Averaged <-
23 Acrylonitrile	0.08176	0.09445	0.09445	0.010	-15.53247	50.00000	Averaged
24 Methyl tert-butyl ether	0.66475	0.66906	0.66906	0.010	-0.64825	50.00000	Averaged
25 trans-1,2-Dichloroethene	0.25613	0.26644	0.26644	0.010	-4.02693	50.00000	Averaged
26 Hexane	0.06276	0.06716	0.06716	0.010	-7.01903	20.00000	Averaged
27 Vinyl acetate	0.34276	0.31185	0.31185	0.010	9.01662	50.00000	Averaged
28 1,1-Dichloroethane	0.39908	0.40890	0.40890	0.100	-2.46129	50.00000	Averaged
29 tert-Butyl Alcohol	0.01346	0.02007	0.02007	0.010	-49.17601	50.00000	Averaged
30 2-Butanone	0.09524	0.10851	0.10851	0.010	-13.94055	50.00000	Averaged
M 31 1,2-Dichloroethene (total)	0.25941	0.26821	0.26821	0.010	-3.39244	50.00000	Averaged
32 cis-1,2-dichloroethene	0.26269	0.26997	0.26997	0.010	-2.77379	50.00000	Averaged
33 2,2-Dichloropropane	0.22876	0.19595	0.19595	0.010	14.34626	50.00000	Averaged
34 Bromochloromethane	0.13131	0.14051	0.14051	0.010	-7.00972	50.00000	Averaged
35 Chloroform	0.40193	0.40789	0.40789	0.010	-1.48442	20.00000	Averaged
36 Tetrahydrofuran	0.06046	0.06432	0.06432	0.010	-6.38547	50.00000	Averaged
37 1,1,1-Trichloroethane	0.31317	0.29728	0.29728	0.010	5.07418	50.00000	Averaged
38 1,1-Dichloropropene	0.32316	0.33033	0.33033	0.010	-2.21856	50.00000	Averaged
39 Carbon Tetrachloride	0.26169	0.25459	0.25459	0.010	2.71480	50.00000	Averaged
40 1,2-Dichloroethane	0.30799	0.30216	0.30216	0.010	1.89238	50.00000	Averaged
41 Benzene	1.01432	1.02560	1.02560	0.010	-1.11233	50.00000	Averaged
42 Trichloroethene	0.28313	0.28987	0.28987	0.010	-2.38252	50.00000	Averaged
43 1,2-Dichloropropane	0.22101	0.22970	0.22970	0.010	-3.93233	20.00000	Averaged
44 1,4-Dioxane	2500	4013	0.00229	0.010	-60.50433	0.000e+000	Linear <-
45 Dibromomethane	0.13409	0.14182	0.14182	0.010	-5.76209	50.00000	Averaged
46 Bromodichloromethane	0.28239	0.28444	0.28444	0.010	-0.72551	50.00000	Averaged
47 2-Chloroethyl vinyl ether	0.12951	0.13593	0.13593	0.010	-4.96344	50.00000	Averaged

Data File: \\cansvr11\dd\chem\MSV\a3ux10.i\P71017A.b\UXX7611.D
Report Date: 19-Oct-2007 13:45

STL North Canton

CONTINUING CALIBRATION COMPOUNDS

Instrument ID: a3ux10.i Injection Date: 17-OCT-2007 09:56
Lab File ID: UXX7611.D Init. Cal. Date(s): 24-AUG-2007 03-OCT-2007
Analysis Type: WATER Init. Cal. Times: 18:07 12:32
Lab Sample ID: 50NG-CC Quant Type: ISTD
Method: \\cansvr11\dd\chem\MSV\a3ux10.i\P71017A.b\8260LLUX10.m

			CCAL	MIN		MAX	
COMPOUND	RRF / AMOUNT	RF50	RRF50	RRF	%D / %DRIFT	%D / %DRIFT	CURVE TYPE
48 cis-1,3-Dichloropropene	0.32241	0.32351	0.32351	0.010	-0.34026	50.00000	Averaged
49 4-Methyl-2-pentanone	0.18590	0.19985	0.19985	0.010	-7.50327	50.00000	Averaged
50 Toluene	1.42685	1.50205	1.50205	0.010	-5.26988	20.00000	Averaged
51 trans-1,3-Dichloropropene	0.35406	0.36365	0.36365	0.010	-2.71043	50.00000	Averaged
52 Ethyl Methacrylate	0.35292	0.38331	0.38331	0.010	-8.61171	50.00000	Averaged
53 1,1,2-Trichloroethane	0.26996	0.29100	0.29100	0.010	-7.79344	50.00000	Averaged
54 1,3-Dichloropropane	*0.47468*	*0.50836*	0.50836	0.010	-7.09385	50.00000	Averaged
55 Tetrachloroethene	0.31899	0.33558	0.33558	0.010	-5.19942	50.00000	Averaged
56 2-Hexanone	0.16993	0.18974	0.18974	0.010	-11.65451	50.00000	Averaged
57 Dibromochloromethane	0.27274	0.29353	0.29353	0.010	-7.62241	50.00000	Averaged
58 1,2-Dibromoethane	0.27391	0.29752	0.29752	0.010	-8.61866	50.00000	Averaged
59 Chlorobenzene	0.94798	0.98955	0.98955	0.300	-4.38449	*50.00000*	Averaged
60 1,1,1,2-Tetrachloroethane	0.29264	0.31394	0.31394	0.010	-7.27882	50.00000	Averaged
61 Ethylbenzene	0.49923	0.52877	0.52877	0.010	-5.91767	20.00000	Averaged
62 m+p-Xylene	0.63352	0.67651	0.67651	0.010	-6.78511	50.00000	Averaged
M 63 Xylenes (total)	0.63200	0.67416	0.67416	0.010	-6.67001	50.00000	Averaged
64 Xylene-o	0.62896	0.66946	0.66946	0.010	-6.43816	50.00000	Averaged
65 Styrene	1.04440	1.13414	1.13414	0.010	-8.59238	50.00000	Averaged
66 Bromoform	50.00000	51.07444	0.20148	0.100	-2.14888	0.000e+000	Wt Linear
67 Isopropylbenzene	1.46679	1.55296	1.55296	0.010	-5.87537	50.00000	Averaged
68 1,1,2,2-Tetrachloroethane	0.63389	0.68173	0.68173	0.300	-7.54614	50.00000	Averaged
69 1,4-Dichloro-2-butene	50.00000	++++	0.11234	0.010	++++	0.000e+000	Wt Linear <-
70 1,2,3-Trichloropropane	0.19708	0.20933	0.20933	0.010	-6.21447	50.00000	Averaged
71 Bromobenzene	0.77018	0.78999	0.78999	0.010	-2.57321	50.00000	Averaged
72 n-Propylbenzene	0.81510	0.83726	0.83726	0.010	-2.71863	50.00000	Averaged
73 2-Chlorotoluene	0.71223	0.73133	0.73133	0.010	-2.68199	50.00000	Averaged
74 1,3,5-Trimethylbenzene	2.34816	2.44738	2.44738	0.010	-4.22552	50.00000	Averaged
75 4-Chlorotoluene	0.73567	0.76311	0.76311	0.010	-3.73009	50.00000	Averaged
76 tert-Butylbenzene	2.24592	2.44288	2.44288	0.010	-8.76990	50.00000	Averaged
77 1,2,4-Trimethylbenzene	2.40943	2.50631	2.50631	0.010	-4.02080	50.00000	Averaged
78 sec-Butylbenzene	2.96145	3.09416	3.09416	0.010	*-4.48112*	*50.00000*	Averaged
79 4-Isopropyltoluene	2.51741	2.68102	2.68102	0.010	-6.49900	50.00000	Averaged
80 1,3-Dichlorobenzene	1.45583	1.50693	1.50693	0.010	-3.51055	50.00000	Averaged
81 1,4-Dichlorobenzene	1.52341	1.61633	1.61633	0.010	-6.09945	50.00000	Averaged
82 n-Butylbenzene	2.12948	2.25122	2.25122	0.010	-5.71675	50.00000	Averaged
83 1,2-Dichlorobenzene	1.35757	1.46480	1.46480	0.010	-7.89842	50.00000	Averaged
84 1,2-Dibromo-3-chloropropane	0.11020	0.12433	0.12433	0.010	-12.81966	50.00000	Averaged
85 1,2,4-Trichlorobenzene	0.95601	0.86378	0.86378	0.010	9.64658	50.00000	Averaged
86 Hexachlorobutadiene	0.40453	0.40129	0.40129	0.010	0.79967	50.00000	Averaged
87 Naphthalene	2.04202	1.81860	1.81860	0.010	10.94116	50.00000	Averaged
88 1,2,3-Trichlorobenzene	0.87106	0.74572	0.74572	0.010	14.39015	50.00000	Averaged
98 Cyclohexane	0.43134	0.44455	0.44455	0.010	-3.06288	50.00000	Averaged
143 Methyl Acetate	0.16304	0.18486	0.18486	0.010	-13.38284	50.00000	Averaged

Data File: \\cansvr11\dd\chem\MSV\a3ux10.i\P71017A.b\UXX7611.D
Report Date: 19-Oct-2007 13:45

STL North Canton

CONTINUING CALIBRATION COMPOUNDS

Instrument ID: a3ux10.i Injection Date: 17-OCT-2007 09:56
Lab File ID: UXX7611.D Init. Cal. Date(s): 24-AUG-2007 03-OCT-2007
Analysis Type: WATER Init. Cal. Times: 18:07 12:32
Lab Sample ID: 50NG-CC Quant Type: ISTD
Method: \\cansvr11\dd\chem\MSV\a3ux10.i\P71017A.b\8260LLUX10.m

COMPOUND	RRF / AMOUNT	RF50	CCAL RRF50	MIN RRF	%D / %DRIFT	MAX %D / %DRIFT	CURVE TYPE
144 Methylcyclohexane	0.46264	0.47290	0.47290	0.010	-2.21831	50.00000	Averaged
141 1,3,5-Trichlorobenzene	1.05707	1.05776	1.05776	0.010	-0.06520	50.00000	Averaged
149 Vinyl Acetate-86	50.00000	44.90761	0.04036	0.010	10.18479	0.000e+000	Wt Linear

Data File: \\cansvr11\dd\chem\MSV\a3ux10.i\P71017A.b/UXX7613.D
Report Date: 10/17/2007

CONTINUING CALIBRATION COMPOUNDS
PERCENT DRIFT REPORT

Instrument ID: a3ux10.i
Lab File ID: UXX7613.D
Analysis Type: WATER

Injection Date: 17-OCT-2007 10:40
Lab Sample ID: QCMRL
Method File: \\cansvr11\dd\chem\MSV\a3ux10.i\P71017A

	COMPOUND	EXPECTED CONC.	MEASURED CONC.	%D	MAX %D	
0	Fluorobenzene	50.0000	50.0000	0.0	50.0	
0	Chlorobenzene-d5	50.0000	50.0000	0.0	50.0	
0	1,4-Dichlorobenzene-d4	50.0000	50.0000	0.0	50.0	
0	1,3,5-Trichlorobenzene	5.0000	4.9336	1.3	50.0	
0	Methylcyclohexane	5.0000	4.6871	6.3	50.0	
0	Methyl Acetate	10.0000	12.3364	23.4	50.0	
0	Cyclohexane	5.0000	5.0837	1.7	50.0	
0	Dichlorodifluoromethane	5.0000	5.5112	10.2	50.0	
0	Chloromethane	5.0000	5.4428	8.9	50.0	
0	Vinyl Chloride	5.0000	5.0763	1.5	20.0	
0	Bromomethane	5.0000	5.2082	4.2	50.0	
0	Chloroethane	5.0000	5.1188	2.4	50.0	
0	Trichlorofluoromethane	5.0000	4.1410	17.2	50.0	
0	Acrolein	50.0000	38.0409	23.9	50.0	
0	Acetone	10.0000	15.5243	55.2	50.0	<-155
0	1,1-Dichloroethene	5.0000	5.5877	11.8	20.0	
0	Freon-113	5.0000	5.2236	4.5	50.0	
0	Iodomethane	5.0000	5.4800	9.6	50.0	
0	Carbon Disulfide	5.0000	5.1317	2.6	50.0	
0	Methylene Chloride	5.0000	5.2169	4.3	50.0	
0	Hexachlorobutadiene	5.0000	5.1374	2.7	50.0	
0	Acrylonitrile	10.0000	10.2858	2.9	50.0	
0	Methyl tert-butyl ether	5.0000	5.0973	1.9	50.0	
0	trans-1,2-Dichloroethene	5.0000	5.2018	4.0	50.0	
0	Hexane	5.0000	4.7704	4.6	20.0	
0	Vinyl acetate	5.0000	4.4137	11.7	50.0	
0	1,1-Dichloroethane	5.0000	5.1679	3.4	50.0	
0	tert-Butyl Alcohol	100.0000	133.0774	33.1	50.0	
0	2-Butanone	10.0000	11.5764	15.8	50.0	
0	1,2-Dichloroethene (total)	10.0000	10.4310	4.3	50.0	
0	cis-1,2-dichloroethene	5.0000	5.2292	4.6	50.0	
0	2,2-Dichloropropane	5.0000	4.0887	18.2	50.0	
0	Bromochloromethane	5.0000	5.2294	4.6	50.0	
0	Chloroform	5.0000	5.0463	0.9	20.0	
0	Tetrahydrofuran	5.0000	5.2974	5.9	50.0	
0	1,1,1-Trichloroethane	5.0000	4.5902	8.2	50.0	
0	1,1-Dichloropropene	5.0000	4.9280	1.4	50.0	
0	Carbon Tetrachloride	5.0000	4.4359	11.3	50.0	
0	1,2-Dichloroethane	5.0000	4.7728	4.5	50.0	

Data File: \\cansvr11\dd\chem\MSV\a3ux10.i\P71017A.b/UXX7613.D
Report Date: 10/17/2007

CONTINUING CALIBRATION COMPOUNDS
PERCENT DRIFT REPORT

Instrument ID: a3ux10.i
Lab File ID: UXX7613.D
Analysis Type: WATER

Injection Date: 17-OCT-2007 10:40
Lab Sample ID: QCMRL
Method File: \\cansvr11\dd\chem\MSV\a3ux10.i\

	COMPOUND	EXPECTED CONC.	MEASURED CONC.	%D	MAX %D
0	Benzene	5.0000	5.4207	8.4	50.0
0	Trichloroethene	5.0000	5.1246	2.5	50.0
0	1,2-Dichloropropane	5.0000	4.9373	1.3	20.0
0	1,2,4-Trichlorobenzene	5.0000	4.3772	12.5	50.0
0	Dibromomethane	5.0000	4.8650	2.7	50.0
0	Bromodichloromethane	5.0000	4.7526	4.9	50.0
0	2-Chloroethyl vinyl ether	10.0000	8.9717	10.3	50.0
0	cis-1,3-Dichloropropene	5.0000	4.4099	11.8	50.0
0	4-Methyl-2-pentanone	10.0000	9.6099	3.9	50.0
0	Toluene	5.0000	5.3842	7.7	20.0
0	trans-1,3-Dichloropropene	5.0000	4.2358	15.3	50.0
0	Ethyl Methacrylate	5.0000	4.3988	12.0	50.0
0	1,1,2-Trichloroethane	5.0000	5.4911	9.8	50.0
0	1,3-Dichloropropane	5.0000	5.3196	6.4	50.0
0	Tetrachloroethene	5.0000	5.1933	3.9	50.0
0	2-Hexanone	10.0000	10.0476	0.5	50.0
0	Dibromochloromethane	5.0000	4.5462	9.1	50.0
0	1,2-Dibromoethane	5.0000	5.2085	4.2	50.0
0	Chlorobenzene	5.0000	5.5129	10.3	50.0
0	1,1,1,2-Tetrachloroethane	5.0000	4.7919	4.2	50.0
0	Ethylbenzene	5.0000	4.9815	0.4	20.0
0	m,p-Xylene	10.0000	9.8428	1.6	50.0
0	Xylenes (total)	15.0000	14.6800	2.1	50.0
0	Xylene-o	5.0000	4.8373	3.3	50.0
0	Styrene	5.0000	4.8014	4.0	50.0
0	Bromoform	5.0000	6.0888	21.8	50.0
0	Isopropylbenzene	5.0000	4.8814	2.4	50.0
0	1,1,2,2-Tetrachloroethane	5.0000	5.7934	15.9	50.0
0	1,4-Dichloro-2-butene	5.0000	5.8997	18.0	50.0
0	1,2,3-Trichloropropane	5.0000	5.3911	7.8	50.0
0	Bromobenzene	5.0000	5.6197	12.4	50.0
0	n-Propylbenzene	5.0000	5.0314	0.6	50.0
0	2-Chlorotoluene	5.0000	5.0647	1.3	50.0
0	1,3,5-Trimethylbenzene	5.0000	4.7739	4.5	50.0
0	4-Chlorotoluene	5.0000	5.3468	6.9	50.0
0	tert-Butylbenzene	5.0000	4.6218	7.6	50.0
0	1,2,4-Trimethylbenzene	5.0000	4.8139	3.7	50.0
0	sec-Butylbenzene	5.0000	4.9054	1.9	50.0
0	4-Isopropyltoluene	5.0000	4.8213	3.6	50.0

Data File: \\cansvr11\dd\chem\MSV\a3ux10.i\P71017A.b/UXX7613.D
Report Date: 10/17/2007

CONTINUING CALIBRATION COMPOUNDS
PERCENT DRIFT REPORT

Instrument ID: a3ux10.i
Lab File ID: UXX7613.D
Analysis Type: WATER

Injection Date: 17-OCT-2007 10:40
Lab Sample ID: QCMRL
Method File: \\cansvr11\dd\chem\MSV\a3ux10.i\

	COMPOUND	EXPECTED CONC.	MEASURED CONC.	%D	MAX %D	
0	1,3-Dichlorobenzene	5.0000	5.2319	4.6	50.0	
0	1,4-Dichlorobenzene	5.0000	5.5770	11.5	50.0	
0	n-Butylbenzene	5.0000	4.7890	4.2	50.0	
0	1,2-Dichlorobenzene	5.0000	5.5153	10.3	50.0	
0	1,2-Dibromo-3-chloropropane	5.0000	5.0992	2.0	50.0	
51	Acetonitrile	50.0000	75.2342	50.5	50.0	<-
59	1,4-Dioxane	250.0000	268.6537	7.5	50.0	
113	Naphthalene	5.0000	3.9066	21.9	50.0	
115	1,2,3-Trichlorobenzene	5.0000	4.3304	13.4	50.0	
149	Vinyl Acetate-86	5.0000	6.0807	21.6	50.0	
0	1,2-Dichloroethane-d4	5.0000	43.6553	773.1	50.0	<-
0	Dibromofluoromethane	5.0000	44.1711	783.4	50.0	<-
0	Bromofluorobenzene	5.0000	44.5126	790.3	50.0	<-
0	Toluene-d8	5.0000	45.8881	817.8	50.0	<-

Data File: \\cansvr11\dd\chem\MSV\a3ux10.i\P71017A.b/UXX7641.D
Report Date: 10/18/2007

CONTINUING CALIBRATION COMPOUNDS
PERCENT DRIFT REPORT

Instrument ID: a3ux10.i
Lab File ID: UXX7641.D
Analysis Type: WATER

Injection Date: 17-OCT-2007 21:07
Lab Sample ID: QCMRL
Method File: \\cansvr11\dd\chem\MSV\a3ux10.i\P71017A

	COMPOUND	EXPECTED CONC.	MEASURED CONC.	%D	MAX %D
0	Fluorobenzene	50.0000	50.0000	0.0	50.0
0	Chlorobenzene-d5	50.0000	50.0000	0.0	50.0
0	1,4-Dichlorobenzene-d4	50.0000	50.0000	0.0	50.0
0	1,3,5-Trichlorobenzene	5.0000	4.5747	8.5	50.0
0	Methylcyclohexane	5.0000	4.2477	15.0	50.0
0	Methyl Acetate	10.0000	11.9490	19.5	50.0
0	Cyclohexane	5.0000	4.4631	10.7	50.0
0	Dichlorodifluoromethane	5.0000	4.3754	12.5	50.0
0	Chloromethane	5.0000	4.8341	3.3	50.0
0	Vinyl Chloride	5.0000	4.5436	9.1	20.0
0	Bromomethane	5.0000	4.4780	10.4	50.0
0	Chloroethane	5.0000	4.6214	7.6	50.0
0	Trichlorofluoromethane	5.0000	3.3109	33.8	50.0
0	Acrolein	50.0000	41.2393	17.5	50.0
0	Acetone	10.0000	13.4139	34.1	50.0
0	1,1-Dichloroethene	5.0000	5.5532	11.1	20.0
0	Freon-113	5.0000	4.8938	2.1	50.0
0	Iodomethane	5.0000	5.2104	4.2	50.0
0	Carbon Disulfide	5.0000	4.8173	3.7	50.0
0	Methylene Chloride	5.0000	3.5823	28.4	50.0
0	Hexachlorobutadiene	5.0000	4.7298	5.4	50.0
0	Acrylonitrile	10.0000	10.9393	9.4	50.0
0	Methyl tert-butyl ether	5.0000	4.9935	0.1	50.0
0	trans-1,2-Dichloroethene	5.0000	5.1690	3.4	50.0
0	Hexane	5.0000	4.8096	3.8	20.0
0	Vinyl acetate	5.0000	2.8622	42.8	50.0
0	1,1-Dichloroethane	5.0000	5.1860	3.7	50.0
0	tert-Butyl Alcohol	100.0000	132.8210	32.8	50.0
0	2-Butanone	10.0000	11.8636	18.6	50.0
0	1,2-Dichloroethene (total)	10.0000	10.3110	3.1	50.0
0	cis-1,2-dichloroethene	5.0000	5.1419	2.8	50.0
0	2,2-Dichloropropane	5.0000	3.5519	29.0	50.0
0	Bromochloromethane	5.0000	5.3472	6.9	50.0
0	Chloroform	5.0000	4.9953	0.1	20.0
0	Tetrahydrofuran	5.0000	5.3974	7.9	50.0
0	1,1,1-Trichloroethane	5.0000	4.5510	9.0	50.0
0	1,1-Dichloropropene	5.0000	4.6368	7.3	50.0
0	Carbon Tetrachloride	5.0000	4.2519	15.0	50.0
0	1,2-Dichloroethane	5.0000	4.8462	3.1	50.0

134.1

Data File: \\cansvr11\dd\chem\MSV\a3ux10.i\P71017A.b/UXX7641.D
Report Date: 10/18/2007

CONTINUING CALIBRATION COMPOUNDS
PERCENT DRIFT REPORT

Instrument ID: a3ux10.i
Lab File ID: UXX7641.D
Analysis Type: WATER

Injection Date: 17-OCT-2007 21:07
Lab Sample ID: QCMRL
Method File: \\cansvr11\dd\chem\MSV\a3ux10.i\

	COMPOUND	EXPECTED CONC.	MEASURED CONC.	%D	MAX %D
0	Benzene	5.0000	5.5017	10.0	50.0
0	Trichloroethene	5.0000	5.2902	5.8	50.0
0	1,2-Dichloropropane	5.0000	5.0849	1.7	20.0
0	1,2,4-Trichlorobenzene	5.0000	3.9845	20.3	50.0
0	Dibromomethane	5.0000	5.2844	5.7	50.0
0	Bromodichloromethane	5.0000	4.5364	9.3	50.0
0	2-Chloroethyl vinyl ether	10.0000	8.7955	12.0	50.0
0	cis-1,3-Dichloropropene	5.0000	3.9928	20.1	50.0
0	4-Methyl-2-pentanone	10.0000	9.9256	0.7	50.0
0	Toluene	5.0000	5.0968	1.9	20.0
0	trans-1,3-Dichloropropene	5.0000	4.1390	17.2	50.0
0	Ethyl Methacrylate	5.0000	4.4261	11.5	50.0
0	1,1,2-Trichloroethane	5.0000	5.2552	5.1	50.0
0	1,3-Dichloropropane	5.0000	5.4139	8.3	50.0
0	Tetrachloroethene	5.0000	5.2797	5.6	50.0
0	2-Hexanone	10.0000	11.3351	13.4	50.0
0	Dibromochloromethane	5.0000	4.4605	10.8	50.0
0	1,2-Dibromoethane	5.0000	5.2343	4.7	50.0
0	Chlorobenzene	5.0000	5.1547	3.1	50.0
0	1,1,1,2-Tetrachloroethane	5.0000	4.4835	10.3	50.0
0	Ethylbenzene	5.0000	4.8900	2.2	20.0
0	m + p-Xylene	10.0000	9.3132	6.9	50.0
0	Xylenes (total)	15.0000	13.7821	8.1	50.0
0	Xylene-o	5.0000	4.4689	10.6	50.0
0	Styrene	5.0000	4.6318	7.4	50.0
0	Bromoform	5.0000	6.0814	21.6	50.0
0	Isopropylbenzene	5.0000	4.5499	9.0	50.0
0	1,1,2,2-Tetrachloroethane	5.0000	5.6479	13.0	50.0
0	1,4-Dichloro-2-butene	5.0000	5.9025	18.1	50.0
0	1,2,3-Trichloropropane	5.0000	6.1079	22.2	50.0
0	Bromobenzene	5.0000	5.3093	6.2	50.0
0	n-Propylbenzene	5.0000	4.5904	8.2	50.0
0	2-Chlorotoluene	5.0000	4.9200	1.6	50.0
0	1,3,5-Trimethylbenzene	5.0000	4.5612	8.8	50.0
0	4-Chlorotoluene	5.0000	4.9422	1.2	50.0
0	tert-Butylbenzene	5.0000	4.1614	16.8	50.0
0	1,2,4-Trimethylbenzene	5.0000	4.5752	8.5	50.0
0	sec-Butylbenzene	5.0000	4.4919	10.2	50.0
0	4-Isopropyltoluene	5.0000	4.5226	9.5	50.0

Data File: \\cansvr11\dd\chem\MSV\a3ux10.i\P71017A.b/UXX7641.D
Report Date: 10/18/2007

CONTINUING CALIBRATION COMPOUNDS
PERCENT DRIFT REPORT

Instrument ID: a3ux10.i
Lab File ID: UXX7641.D
Analysis Type: WATER

Injection Date: 17-OCT-2007 21:07
Lab Sample ID: QCMRL
Method File: \\cansvr11\dd\chem\MSV\a3ux10.i\

	COMPOUND	EXPECTED CONC.	MEASURED CONC.	%D	MAX %D	
0	1,3-Dichlorobenzene	5.0000	5.0269	0.5	50.0	
0	1,4-Dichlorobenzene	5.0000	5.3542	7.1	50.0	
0	n-Butylbenzene	5.0000	4.3045	13.9	50.0	
0	1,2-Dichlorobenzene	5.0000	5.1512	3.0	50.0	
0	1,2-Dibromo-3-chloropropane	5.0000	4.7538	4.9	50.0	
51	Acetonitrile	50.0000	71.0703	42.1	50.0	
59	1,4-Dioxane	250.0000	285.5595	14.2	50.0	
113	Naphthalene	5.0000	3.6671	26.7	50.0	
115	1,2,3-Trichlorobenzene	5.0000	4.0405	19.2	50.0	
149	Vinyl Acetate-86	5.0000	4.6754	6.5	50.0	
0	1,2-Dichloroethane-d4	5.0000	43.3758	767.5	50.0	<-
0	Dibromofluoromethane	5.0000	44.7816	795.6	50.0	<-
0	Bromofluorobenzene	5.0000	45.3231	806.5	50.0	<-
0	Toluene-d8	5.0000	45.2633	805.3	50.0	<-

METHOD BLANK REPORT

GC/MS Volatiles

Client Lot #...: A7J100103 **Work Order #...:** J88391AA **Matrix.....:** WATER
MB Lot-Sample #: A7J180000-329

Prep Date.....: 10/17/07 **Final Wgt/Vol..:** 5 mL
Analysis Date..: 10/17/07 **Prep Batch #...:** 7291329
Dilution Factor: 1 **Initial Wgt/Vol:** 5 mL

PARAMETER	RESULT	REPORTING LIMIT	UNITS	METHOD
Bromochloromethane	ND	1.0	ug/L	SW846 8260B
1,2-Dibromoethane	ND	1.0	ug/L	SW846 8260B
cis-1,2-Dichloroethene	ND	1.0	ug/L	SW846 8260B
trans-1,2-Dichloroethene	ND	1.0	ug/L	SW846 8260B
o-Xylene	ND	1.0	ug/L	SW846 8260B
m-Xylene & p-Xylene	ND	2.0	ug/L	SW846 8260B
Chloromethane	ND	1.0	ug/L	SW846 8260B
Bromomethane	ND	1.0	ug/L	SW846 8260B
Vinyl chloride	ND	1.0	ug/L	SW846 8260B
Chloroethane	ND	1.0	ug/L	SW846 8260B
Methylene chloride	ND	2.0	ug/L	SW846 8260B
Acetone	ND	10	ug/L	SW846 8260B
Carbon disulfide	ND	1.0	ug/L	SW846 8260B
1,1-Dichloroethene	ND	1.0	ug/L	SW846 8260B
1,1-Dichloroethane	ND	1.0	ug/L	SW846 8260B
1,2-Dichloroethene (total)	ND	1.0	ug/L	SW846 8260B
Chloroform	ND	1.0	ug/L	SW846 8260B
1,2-Dichloroethane	ND	1.0	ug/L	SW846 8260B
2-Butanone	ND	10	ug/L	SW846 8260B
1,1,1-Trichloroethane	ND	1.0	ug/L	SW846 8260B
Carbon tetrachloride	ND	1.0	ug/L	SW846 8260B
Bromodichloromethane	ND	1.0	ug/L	SW846 8260B
1,2-Dichloropropane	ND	1.0	ug/L	SW846 8260B
cis-1,3-Dichloropropene	ND	1.0	ug/L	SW846 8260B
Trichloroethene	ND	1.0	ug/L	SW846 8260B
Dibromochloromethane	ND	1.0	ug/L	SW846 8260B
1,1,2-Trichloroethane	ND	1.0	ug/L	SW846 8260B
Benzene	ND	1.0	ug/L	SW846 8260B
trans-1,3-Dichloropropene	ND	1.0	ug/L	SW846 8260B
Bromoform	ND	1.0	ug/L	SW846 8260B
4-Methyl-2-pentanone	ND	10	ug/L	SW846 8260B
2-Hexanone	ND	10	ug/L	SW846 8260B
Tetrachloroethene	ND	1.0	ug/L	SW846 8260B
1,1,2,2-Tetrachloroethane	ND	1.0	ug/L	SW846 8260B
Toluene	ND	1.0	ug/L	SW846 8260B
Chlorobenzene	ND	1.0	ug/L	SW846 8260B
Ethylbenzene	ND	1.0	ug/L	SW846 8260B
Styrene	ND	1.0	ug/L	SW846 8260B
Xylenes (total)	ND	2.0	ug/L	SW846 8260B

(Continued on next page)

METHOD BLANK REPORT

GC/MS Volatiles

Client Lot #...: A7J100103 **Work Order #...:** J88391AA **Matrix.....:** WATER

PARAMETER	RESULT	REPORTING LIMIT	UNITS	METHOD

SURROGATE	PERCENT RECOVERY	RECOVERY LIMITS
Dibromofluoromethane	88	(50 - 150)
1,2-Dichloroethane-d4	85	(50 - 150)
Toluene-d8	88	(50 - 150)
4-Bromofluorobenzene	89	(50 - 150)

NOTE(S):

Calculations are performed before rounding to avoid round-off errors in calculated results.

LABORATORY CONTROL SAMPLE EVALUATION REPORT

GC/MS Volatiles

Client Lot #...: A7J100103 **Work Order #...:** J88391AC-LCS **Matrix.....:** WATER
LCS Lot-Sample#: A7J180000-329 J88391AD-LCSD
Prep Date.....: 10/17/07 **Analysis Date..:** 10/17/07
Prep Batch #...: 7291329
Dilution Factor: 1 **Final Wgt/Vol..:** 5 mL
Initial Wgt/Vol: 5 mL

PARAMETER	PERCENT RECOVERY	RECOVERY LIMITS	RPD	RPD LIMITS	METHOD
cis-1,2-Dichloroethene	97	(73 - 133)			SW846 8260B
	100	(73 - 133)	2.9	(0-30)	SW846 8260B
trans-1,2-Dichloroethene	96	(75 - 134)			SW846 8260B
	98	(75 - 134)	2.5	(0-30)	SW846 8260B
1,2-Dibromoethane	104	(75 - 127)			SW846 8260B
	107	(75 - 127)	2.3	(0-30)	SW846 8260B
Bromochloromethane	100	(75 - 127)			SW846 8260B
	102	(75 - 127)	2.6	(0-30)	SW846 8260B
m-Xylene & p-Xylene	102	(75 - 122)			SW846 8260B
	105	(75 - 122)	3.1	(0-30)	SW846 8260B
o-Xylene	101	(75 - 118)			SW846 8260B
	104	(75 - 118)	3.8	(0-30)	SW846 8260B
Chloromethane	78	(58 - 135)			SW846 8260B
	77	(58 - 135)	0.68	(0-30)	SW846 8260B
Bromomethane	91	(35 - 153)			SW846 8260B
	90	(35 - 153)	1.6	(0-30)	SW846 8260B
Vinyl chloride	78	(73 - 134)			SW846 8260B
	78	(73 - 134)	0.46	(0-30)	SW846 8260B
Chloroethane	88	(72 - 129)			SW846 8260B
	90	(72 - 129)	2.0	(0-30)	SW846 8260B
Methylene chloride	97	(69 - 118)			SW846 8260B
	99	(69 - 118)	1.7	(0-30)	SW846 8260B
Acetone	114	(51 - 157)			SW846 8260B
	107	(51 - 157)	6.4	(0-30)	SW846 8260B
Carbon disulfide	91	(74 - 123)			SW846 8260B
	92	(74 - 123)	1.8	(0-30)	SW846 8260B
1,1-Dichloroethene	**100**	**(75 - 125)**			***SW846 8260B***
	101	**(75 - 125)**	**0.72**	**(0-30)**	**SW846 8260B**
1,1-Dichloroethane	98	(75 - 133)			SW846 8260B
	100	(75 - 133)	2.4	(0-30)	SW846 8260B
1,2-Dichloroethene (total)	97	(85 - 111)			SW846 8260B
	99	(85 - 111)	2.7	(0-30)	SW846 8260B
Chloroform	96	(74 - 127)			SW846 8260B
	99	(74 - 127)	3.6	(0-30)	SW846 8260B
1,2-Dichloroethane	94	(67 - 132)			SW846 8260B
	96	(67 - 132)	2.4	(0-30)	SW846 8260B

(Continued on next page)

LABORATORY CONTROL SAMPLE EVALUATION REPORT

GC/MS Volatiles

Client Lot #...: A7J100103 **Work Order #...:** J88391AC-LCS **Matrix.....:** WATER
LCS Lot-Sample#: A7J180000-329 J88391AD-LCSD

PARAMETER	PERCENT RECOVERY	RECOVERY LIMITS	RPD	RPD LIMITS	METHOD
2-Butanone	105	(45 - 150)			SW846 8260B
	105	(45 - 150)	0.010	(0-30)	SW846 8260B
1,1,1-Trichloroethane	89	(70 - 127)			SW846 8260B
	93	(70 - 127)	4.4	(0-30)	SW846 8260B
Carbon tetrachloride	93	(71 - 132)			SW846 8260B
	95	(71 - 132)	2.2	(0-30)	SW846 8260B
Bromodichloromethane	96	(70 - 130)			SW846 8260B
	99	(70 - 130)	2.8	(0-30)	SW846 8260B
1,2-Dichloropropane	100	(75 - 127)			SW846 8260B
	102	(75 - 127)	1.8	(0-30)	SW846 8260B
cis-1,3-Dichloropropene	95	(73 - 132)			SW846 8260B
	100	(73 - 132)	5.0	(0-30)	SW846 8260B
Trichloroethene	**99**	**(67 - 128)**			**SW846 8260B**
	100	**(67 - 128)**	**0.61**	**(0-30)**	**SW846 8260B**
Dibromochloromethane	100	(74 - 145)			SW846 8260B
	104	(74 - 145)	4.4	(0-30)	SW846 8260B
1,1,2-Trichloroethane	102	(75 - 136)			SW846 8260B
	104	(75 - 136)	1.7	(0-30)	SW846 8260B
Benzene	**96**	**(75 - 126)**			**SW846 8260B**
	99	**(75 - 126)**	**3.4**	**(0-30)**	**SW846 8260B**
trans-1,3-Dichloropropene	98	(74 - 131)			SW846 8260B
	102	(74 - 131)	4.1	(0-30)	SW846 8260B
Bromoform	94	(72 - 136)			SW846 8260B
	97	(72 - 136)	3.8	(0-30)	SW846 8260B
4-Methyl-2-pentanone	100	(59 - 150)			SW846 8260B
	99	(59 - 150)	1.1	(0-30)	SW846 8260B
2-Hexanone	108	(53 - 139)			SW846 8260B
	107	(53 - 139)	1.4	(0-30)	SW846 8260B
Tetrachloroethene	99	(75 - 129)			SW846 8260B
	103	(75 - 129)	3.9	(0-30)	SW846 8260B
1,1,2,2-Tetrachloroethane	101	(68 - 129)			SW846 8260B
	104	(68 - 129)	2.9	(0-30)	SW846 8260B
Toluene	**99**	**(75 - 125)**			**SW846 8260B**
	103	**(75 - 125)**	**3.4**	**(0-30)**	**SW846 8260B**
Chlorobenzene	**100**	**(75 - 127)**			**SW846 8260B**
	104	**(75 - 127)**	**3.9**	**(0-30)**	**SW846 8260B**
Ethylbenzene	101	(75 - 120)			SW846 8260B
	102	(75 - 120)	1.9	(0-30)	SW846 8260B
Styrene	103	(75 - 130)			SW846 8260B
	106	(75 - 130)	3.2	(0-30)	SW846 8260B
Xylenes (total)	101	(90 - 114)			SW846 8260B
	105	(90 - 114)	3.3	(0-30)	SW846 8260B

(Continued on next page)

LABORATORY CONTROL SAMPLE EVALUATION REPORT

GC/MS Volatiles

Client Lot #...: A7J100103 **Work Order #...:** J88391AC-LCS **Matrix.....:** WATER
LCS Lot-Sample#: A7J180000-329 J88391AD-LCSD

PARAMETER	PERCENT RECOVERY	RECOVERY LIMITS	RPD	RPD LIMITS	METHOD
n-Hexane	101	(69 - 129)			SW846 8260B
	101	(69 - 129)	0.090	(0-30)	SW846 8260B
1,2-Dibromo-3-chloro-propane	103	(75 - 132)			SW846 8260B
	108	(75 - 132)	4.8	(0-30)	SW846 8260B
1,2-Dichlorobenzene	100	(73 - 120)			SW846 8260B
	100	(73 - 120)	0.52	(0-30)	SW846 8260B
1,3-Dichlorobenzene	100	(75 - 122)			SW846 8260B
	101	(75 - 122)	0.61	(0-30)	SW846 8260B
1,4-Dichlorobenzene	98	(74 - 123)			SW846 8260B
	103	(74 - 123)	4.8	(0-30)	SW846 8260B
Dichlorodifluoromethane	44 a	(59 - 134)			SW846 8260B
	42 a	(59 - 134)	3.5	(0-30)	SW846 8260B
Freon 113	106	(50 - 150)			SW846 8260B
	101	(50 - 150)	4.5	(0-30)	SW846 8260B
Isopropylbenzene	111	(75 - 126)			SW846 8260B
	114	(75 - 126)	2.5	(0-30)	SW846 8260B
Methyl acetate	97	(60 - 140)			SW846 8260B
	98	(60 - 140)	0.45	(0-20)	SW846 8260B
Methylcyclohexane	85	(60 - 140)			SW846 8260B
	85	(60 - 140)	0.21	(0-20)	SW846 8260B
Methyl tert-butyl ether (MTBE)	94	(59 - 129)			SW846 8260B
	95	(59 - 129)	1.8	(0-30)	SW846 8260B
1,2,4-Trichloro-benzene	86	(75 - 130)			SW846 8260B
	90	(75 - 130)	4.8	(0-30)	SW846 8260B
Trichlorofluoromethane	94	(68 - 133)			SW846 8260B
	94	(68 - 133)	0.87	(0-30)	SW846 8260B
Acrolein	72	(50 - 150)			SW846 8260B
	61	(50 - 150)	17	(0-30)	SW846 8260B
Acrylonitrile	105	(50 - 150)			SW846 8260B
	104	(50 - 150)	0.79	(0-30)	SW846 8260B
n-Butylbenzene	97	(75 - 126)			SW846 8260B
	99	(75 - 126)	2.7	(0-30)	SW846 8260B
sec-Butylbenzene	98	(75 - 125)			SW846 8260B
	100	(75 - 125)	1.9	(0-30)	SW846 8260B
tert-Butylbenzene	103	(75 - 125)			SW846 8260B
	95	(75 - 125)	8.3	(0-30)	SW846 8260B

(Continued on next page)

LABORATORY CONTROL SAMPLE EVALUATION REPORT

GC/MS Volatiles

Client Lot #...: A7J100103 **Work Order #...:** J88391AC-LCS **Matrix.....:** WATER
LCS Lot-Sample#: A7J180000-229 J88391AD-LCSD

PARAMETER	PERCENT RECOVERY	RECOVERY LIMITS	RPD	RPD LIMITS	METHOD
2-Chlorotoluene	100	(75 - 121)			SW846 8260B
	101	(75 - 121)	1.2	(0-30)	SW846 8260B
4-Chlorotoluene	100	(73 - 127)			SW846 8260B
	104	(73 - 127)	4.2	(0-30)	SW846 8260B
Dibromomethane	98	(76 - 132)			SW846 8260B
	101	(76 - 132)	2.8	(0-30)	SW846 8260B
1,3-Dichloropropane	102	(75 - 133)			SW846 8260B
	106	(75 - 133)	3.2	(0-30)	SW846 8260B
2,2-Dichloropropane	78	(62 - 134)			SW846 8260B
	81	(62 - 134)	3.9	(0-30)	SW846 8260B
1,1-Dichloropropene	93	(75 - 135)			SW846 8260B
	94	(75 - 135)	0.93	(0-30)	SW846 8260B
Hexachlorobutadiene	88	(75 - 133)			SW846 8260B
	91	(75 - 133)	3.4	(0-30)	SW846 8260B
Iodomethane	95	(50 - 150)			SW846 8260B
	98	(50 - 150)	2.6	(0-30)	SW846 8260B
p-Isopropyltoluene	102	(75 - 125)			SW846 8260B
	104	(75 - 125)	1.3	(0-30)	SW846 8260B
Naphthalene	91	(65 - 149)			SW846 8260B
	96	(65 - 149)	4.9	(0-30)	SW846 8260B
n-Propylbenzene	99	(75 - 127)			SW846 8260B
	102	(75 - 127)	2.8	(0-30)	SW846 8260B
1,1,1,2-Tetrachloroethane	101	(75 - 127)			SW846 8260B
	104	(75 - 127)	3.0	(0-30)	SW846 8260B
1,2,3-Trichlorobenzene	88	(75 - 133)			SW846 8260B
	93	(75 - 133)	4.7	(0-30)	SW846 8260B
1,2,3-Trichloropropane	113	(65 - 139)			SW846 8260B
	113	(65 - 139)	0.46	(0-30)	SW846 8260B
1,1,2-Trichloro-1,2,2-trifluoroethane	106	(50 - 150)			SW846 8260B
	101	(50 - 150)	4.5	(0-30)	SW846 8260B
1,2,4-Trimethylbenzene	98	(75 - 123)			SW846 8260B
	100	(75 - 123)	1.9	(0-30)	SW846 8260B
1,3,5-Trimethylbenzene	99	(75 - 121)			SW846 8260B
	101	(75 - 121)	2.0	(0-30)	SW846 8260B
Vinyl acetate	96	(30 - 150)			SW846 8260B
	104	(30 - 150)	7.6	(0-30)	SW846 8260B
Bromobenzene	100	(74 - 123)			SW846 8260B
	101	(74 - 123)	1.6	(0-30)	SW846 8260B

(Continued on next page)

LABORATORY CONTROL SAMPLE EVALUATION REPORT

GC/MS Volatiles

Client Lot #...: A7J100103 **Work Order #...:** J86391AC-LCS **Matrix.....:** WATER
LCS Lot-Sample#: A7J180000-329 J88391AD-LCSD

SURROGATE	PERCENT RECOVERY	RECOVERY LIMITS
Dibromofluoromethane	89	(50 - 150)
	89	(50 - 150)
1,2-Dichloroethane-d4	83	(50 - 150)
	84	(50 - 150)
Toluene-d8	91	(50 - 150)
	92	(50 - 150)
4-Bromofluorobenzene	93	(50 - 150)
	93	(50 - 150)

NOTE(S):

Calculations are performed before rounding to avoid round-off errors in calculated results.

Bold print denotes control parameters

a Spiked analyte recovery is outside stated control limits.

MATRIX SPIKE SAMPLE EVALUATION REPORT

GC/MS Volatiles

Client Lot #...: A7J100103 **Work Order #...:** J8NP11AC-MS **Matrix.....:** WATER
MS Lot-Sample #: A7J110121-005 J8NP11AD-MSD
Date Sampled...: 10/10/07 13:15 **Date Received..:** 10/11/07
Prep Date.....: 10/17/07 **Analysis Date..:** 10/17/07
Prep Batch #...: 7291329
Dilution Factor: 1 **Initial Wgt/Vol:** 5 mL **Final Wgt/Vol..:** 5 mL

PARAMETER	PERCENT RECOVERY	RECOVERY LIMITS	RPD	RPD LIMITS	METHOD
cis-1,2-Dichloroethene	96	(82 - 116)			SW846 8260B
	97	(82 - 116)	1.0	(0-30)	SW846 8260B
trans-1,2-Dichloroethene	95	(77 - 115)			SW846 8260B
	94	(77 - 115)	0.71	(0-30)	SW846 8260B
1,2-Dibromoethane	103	(60 - 140)			SW846 8260B
	102	(60 - 140)	1.2	(0-20)	SW846 8260B
Bromochloromethane	97	(70 - 130)			SW846 8260B
	97	(70 - 130)	0.39	(0-30)	SW846 8260B
Chloromethane	69	(41 - 125)			SW846 8260B
	70	(41 - 125)	1.8	(0-30)	SW846 8260B
Bromomethane	84	(53 - 155)			SW846 8260B
	74	(53 - 155)	12	(0-30)	SW846 8260B
Vinyl chloride	71	(52 - 122)			SW846 8260B
	69	(52 - 122)	3.0	(0-30)	SW846 8260B
Chloroethane	87	(62 - 140)			SW846 8260B
	81	(62 - 140)	6.9	(0-30)	SW846 8260B
Methylene chloride	91	(70 - 129)			SW846 8260B
	91	(70 - 129)	0.71	(0-30)	SW846 8260B
Acetone	102	(10 - 166)			SW846 8260B
	100	(10 - 166)	1.9	(0-32)	SW846 8260B
Carbon disulfide	88	(66 - 135)			SW846 8260B
	83	(66 - 135)	6.0	(0-31)	SW846 8260B
1,1-Dichloroethene	**98**	**(57 - 138)**			**SW846 8260B**
	95	**(57 - 138)**	**3.1**	**(0-15)**	**SW846 8260B**
1,1-Dichloroethane	95	(84 - 121)			SW846 8260B
	94	(84 - 121)	0.43	(0-30)	SW846 8260B
1,2-Dichloroethene (total)	95	(80 - 115)			SW846 8260B
	96	(80 - 115)	0.15	(0-30)	SW846 8260B
Chloroform	93	(85 - 124)			SW846 8260B
	93	(85 - 124)	0.51	(0-30)	SW846 8260B
1,2-Dichloroethane	92	(84 - 126)			SW846 8260B
	92	(84 - 126)	0.27	(0-30)	SW846 8260B
2-Butanone	111	(52 - 152)			SW846 8260B
	105	(52 - 152)	5.0	(0-30)	SW846 8260B
1,1,1-Trichloroethane	89	(78 - 128)			SW846 8260B
	87	(78 - 128)	2.7	(0-30)	SW846 8260B
Carbon tetrachloride	90	(80 - 125)			SW846 8260B
	88	(80 - 125)	1.9	(0-30)	SW846 8260B

(Continued on next page)

MATRIX SPIKE SAMPLE EVALUATION REPORT

GC/MS Volatiles

Client Lot #...: A7J100103 Work Order #...: J8NP11AC-MS Matrix.....: WATER
MS Lot-Sample #: A7J110121-005 J8NP11AD-MSD

PARAMETER	PERCENT RECOVERY	RECOVERY LIMITS	RPD	RPD LIMITS	METHOD
Bromodichloromethane	93	(86 - 127)			SW846 8260B
	91	(86 - 127)	2.4	(0-30)	SW846 8260B
1,2-Dichloropropane	96	(83 - 121)			SW846 8260B
	97	(83 - 121)	0.61	(0-30)	SW846 8260B
cis-1,3-Dichloropropene	91	(86 - 122)			SW846 8260B
	90	(86 - 122)	1.2	(0-30)	SW846 8260B
Trichloroethene	**95**	**(58 - 141)**			**SW846 8260B**
	94	**(58 - 141)**	**1.6**	**(0-17)**	**SW846 8260B**
Dibromochloromethane	100	(85 - 124)			SW846 8260B
	99	(85 - 124)	1.1	(0-30)	SW846 8260B
1,1,2-Trichloroethane	103	(88 - 119)			SW846 8260B
	100	(88 - 119)	2.5	(0-30)	SW846 8260B
Benzene	**95**	**(73 - 123)**			**SW846 8260B**
	94	**(73 - 123)**	**1.6**	**(0-11)**	**SW846 8260B**
trans-1,3-Dichloropropene	95	(85 - 120)			SW846 8260B
	94	(85 - 120)	1.2	(0-30)	SW846 8260B
Bromoform	91	(79 - 135)			SW846 8260B
	91	(79 - 135)	0.15	(0-30)	SW846 8260B
4-Methyl-2-pentanone	103	(74 - 140)			SW846 8260B
	99	(74 - 140)	3.4	(0-30)	SW846 8260B
2-Hexanone	114	(57 - 148)			SW846 8260B
	108	(57 - 148)	5.0	(0-31)	SW846 8260B
Tetrachloroethene	98	(75 - 116)			SW846 8260B
	96	(75 - 116)	2.4	(0-30)	SW846 8260B
1,1,2,2-Tetrachloroethane	106	(74 - 144)			SW846 8260B
	101	(74 - 144)	4.6	(0-30)	SW846 8260B
Toluene	**98**	**(67 - 129)**			**SW846 8260B**
	97	**(67 - 129)**	**1.1**	**(0-14)**	**SW846 8260B**
Chlorobenzene	**97**	**(70 - 122)**			**SW846 8260B**
	97	**(70 - 122)**	**0.04**	**(0-14)**	**SW846 8260B**
Ethylbenzene	98	(86 - 113)			SW846 8260B
	98	(86 - 113)	0.26	(0-30)	SW846 8260B
Styrene	98	(87 - 115)			SW846 8260B
	99	(87 - 115)	1.3	(0-30)	SW846 8260B
Xylenes (total)	96	(88 - 114)			SW846 8260B
	97	(88 - 114)	0.34	(0-30)	SW846 8260B
n-Hexane	103	(57 - 129)			SW846 8260B
	94	(57 - 129)	9.9	(0-30)	SW846 8260B
Cyclohexane	85	(60 - 140)			SW846 8260B
	78	(60 - 140)	8.8	(0-20)	SW846 8260B

(Continued on next page)

MATRIX SPIKE SAMPLE EVALUATION REPORT

GC/MS Volatiles

Client Lot #...: A7J100103 **Work Order #...:** J8NP11AC-MS **Matrix.....:** WATER
MS Lot-Sample #: A7J110121-005 J8NP11AD-MSD

PARAMETER	PERCENT RECOVERY	RECOVERY LIMITS	RPD	RPD LIMITS	METHOD
1,2-Dibromo-3-chloro-propane	105	(60 - 140)			SW846 8260B
	104	(60 - 140)	1.1	(0-20)	SW846 8260B
1,2-Dichlorobenzene	98	(60 - 140)			SW846 8260B
	97	(60 - 140)	0.18	(0-20)	SW846 8260B
1,3-Dichlorobenzene	99	(60 - 140)			SW846 8260B
	96	(60 - 140)	3.2	(0-20)	SW846 8260B
1,4-Dichlorobenzene	98	(60 - 140)			SW846 8260B
	98	(60 - 140)	0.0	(0-20)	SW846 8260B
Dichlorodifluoromethane	38 a	(60 - 140)			SW846 8260B
	36 a	(60 - 140)	5.7	(0-20)	SW846 8260B
Freon 113	106	(60 - 140)			SW846 8260B
	97	(60 - 140)	9.1	(0-20)	SW846 8260B
Isopropylbenzene	106	(60 - 140)			SW846 8260B
	108	(60 - 140)	2.0	(0-20)	SW846 8260B
Methyl acetate	99	(60 - 140)			SW846 8260B
	95	(60 - 140)	3.7	(0-20)	SW846 8260B
Methylcyclohexane	87	(60 - 140)			SW846 8260B
	79	(60 - 140)	10	(0-20)	SW846 8260B
Methyl tert-butyl ether (MTBE)	94	(60 - 140)			SW846 8260B
	92	(60 - 140)	1.7	(0-20)	SW846 8260B
1,2,4-Trichloro-benzene	82	(60 - 140)			SW846 8260B
	83	(60 - 140)	1.6	(0-20)	SW846 8260B
Trichlorofluoromethane	91	(60 - 140)			SW846 8260B
	80	(60 - 140)	12	(0-20)	SW846 8260B

SURROGATE	PERCENT RECOVERY	RECOVERY LIMITS
Dibromofluoromethane	89	(50 - 150)
	89	(50 - 150)
1,2-Dichloroethane-d4	85	(50 - 150)
	85	(50 - 150)
Toluene-d8	92	(50 - 150)
	91	(50 - 150)
4-Bromofluorobenzene	93	(50 - 150)
	93	(50 - 150)

(Continued on next page)

MATRIX SPIKE SAMPLE EVALUATION REPORT

GC/MS Volatiles

Client Lot #...: A7J100103 **Work Order #...:** J8NP11AC-MS **Matrix.....:** WATER
MS Lot-Sample #: A7J110121-005 J8NP11AD-MSD

SURROGATE	PERCENT RECOVERY	RECOVERY LIMITS

NOTE(S):

Calculations are performed before rounding to avoid round-off errors in calculated results.

Bold print denotes control parameters

a Spiked analyte recovery is outside stated control limits.

MATRIX SPIKE SAMPLE EVALUATION REPORT

GC/MS Volatiles

Client Lot #...: A7J100103 **Work Order #...:** J8KQ71AC-MS **Matrix.....:** WG
MS Lot-Sample #: A7J100103-030 J8KQ71AD-MSD
Date Sampled...: 10/09/07 13:20 **Date Received..:** 10/10/07
Prep Date.....: 10/17/07 **Analysis Date..:** 10/17/07
Prep Batch #...: 7291329
Dilution Factor: 1 **Initial Wgt/Vol:** 5 mL **Final Wgt/Vol..:** 5 mL

PARAMETER	PERCENT RECOVERY	RECOVERY LIMITS	RPD	RPD LIMITS	METHOD
cis-1,2-Dichloroethene	97	(82 - 116)			SW846 8260B
	96	(82 - 116)	0.79	(0-30)	SW846 8260B
trans-1,2-Dichloroethene	96	(77 - 115)			SW846 8260B
	94	(77 - 115)	2.4	(0-30)	SW846 8260B
1,2-Dibromoethane	102	(60 - 140)			SW846 8260B
	101	(60 - 140)	0.67	(0-20)	SW846 8260B
Bromochloromethane	98	(70 - 130)			SW846 8260B
	98	(70 - 130)	0.37	(0-30)	SW846 8260B
Chloromethane	71	(41 - 125)			SW846 8260B
	69	(41 - 125)	2.4	(0-30)	SW846 8260B
Bromomethane	83	(53 - 155)			SW846 8260B
	77	(53 - 155)	8.2	(0-30)	SW846 8260B
Vinyl chloride	71	(52 - 122)			SW846 8260B
	69	(52 - 122)	2.6	(0-30)	SW846 8260B
Chloroethane	87	(62 - 140)			SW846 8260B
	82	(62 - 140)	5.4	(0-30)	SW846 8260B
Methylene chloride	93	(70 - 129)			SW846 8260B
	91	(70 - 129)	2.1	(0-30)	SW846 8260B
Acetone	112	(10 - 166)			SW846 8260B
	101	(10 - 166)	9.6	(0-32)	SW846 8260B
Carbon disulfide	90	(66 - 135)			SW846 8260B
	84	(66 - 135)	6.3	(0-31)	SW846 8260B
1,1-Dichloroethene	**98**	**(57 - 138)**			**SW846 8260B**
	96	**(57 - 138)**	**1.3**	**(0-15)**	**SW846 8260B**
1,1-Dichloroethane	97	(84 - 121)			SW846 8260B
	94	(84 - 121)	3.0	(0-30)	SW846 8260B
1,2-Dichloroethene (total)	97	(80 - 115)			SW846 8260B
	95	(80 - 115)	1.6	(0-30)	SW846 8260B
Chloroform	96	(85 - 124)			SW846 8260B
	93	(85 - 124)	2.5	(0-30)	SW846 8260B
1,2-Dichloroethane	94	(84 - 126)			SW846 8260B
	92	(84 - 126)	3.2	(0-30)	SW846 8260B
2-Butanone	112	(52 - 152)			SW846 8260B
	108	(52 - 152)	3.2	(0-30)	SW846 8260B
1,1,1-Trichloroethane	88	(78 - 128)			SW846 8260B
	87	(78 - 128)	2.0	(0-30)	SW846 8260B
Carbon tetrachloride	87	(80 - 125)			SW846 8260B
	85	(80 - 125)	2.1	(0-30)	SW846 8260B

(Continued on next page)

MATRIX SPIKE SAMPLE EVALUATION REPORT

GC/MS Volatiles

Client Lot #...: A7J100103 **Work Order #...:** J8KQ71AC-MS **Matrix.....:** WG
MS Lot-Sample #: A7J100103-030 J8KQ71AD-MSD

PARAMETER	PERCENT RECOVERY	RECOVERY LIMITS	RPD	RPD LIMITS	METHOD
Bromodichloromethane	93	(86 - 127)			SW846 8260B
	92	(86 - 127)	0.84	(0-30)	SW846 8260B
1,2-Dichloropropane	98	(83 - 121)			SW846 8260B
	95	(83 - 121)	2.6	(0-30)	SW846 8260B
cis-1,3-Dichloropropene	86	(86 - 122)			SW846 8260B
	87	(86 - 122)	0.50	(0-30)	SW846 8260B
Trichloroethene	**96**	**(52 - 141)**			**SW846 8260B**
	94	**(58 - 141)**	**3.0**	**(0-17)**	**SW846 8260B**
Dibromochloromethane	99	(85 - 124)			SW846 8260B
	98	(85 - 124)	0.86	(0-30)	SW846 8260B
1,1,2-Trichloroethane	101	(88 - 119)			SW846 8260B
	101	(88 - 119)	0.45	(0-30)	SW846 8260B
Benzene	**96**	**(73 - 123)**			**SW846 8260B**
	94	**(73 - 123)**	**2.2**	**(0-11)**	**SW846 8260B**
trans-1,3-Dichloropropene	91	(85 - 120)			SW846 8260B
	93	(85 - 120)	1.7	(0-30)	SW846 8260B
Bromoform	91	(79 - 135)			SW846 8260B
	90	(79 - 135)	0.36	(0-30)	SW846 8260B
4-Methyl-2-pentanone	102	(74 - 140)			SW846 8260B
	99	(74 - 140)	2.7	(0-30)	SW846 8260B
2-Hexanone	110	(57 - 148)			SW846 8260B
	110	(57 - 148)	0.87	(0-31)	SW846 8260B
Tetrachloroethene	101	(75 - 116)			SW846 8260B
	98	(75 - 116)	3.1	(0-30)	SW846 8260B
1,1,2,2-Tetrachloroethane	102	(74 - 144)			SW846 8260B
	104	(74 - 144)	1.7	(0-30)	SW846 8260B
Toluene	**99**	**(67 - 129)**			**SW846 8260B**
	98	**(67 - 129)**	**0.50**	**(0-14)**	**SW846 8260B**
Chlorobenzene	**99**	**(70 - 122)**			**SW846 8260B**
	99	**(70 - 122)**	**0.14**	**(0-14)**	**SW846 8260B**
Ethylbenzene	101	(86 - 113)			SW846 8260B
	99	(86 - 113)	1.7	(0-30)	SW846 8260B
Styrene	101	(87 - 115)			SW846 8260B
	100	(87 - 115)	0.96	(0-30)	SW846 8260B
Xylenes (total)	100	(88 - 114)			SW846 8260B
	98	(88 - 114)	2.0	(0-30)	SW846 8260B
n-Hexane	102	(57 - 129)			SW846 8260B
	93	(57 - 129)	8.6	(0-30)	SW846 8260B
Cyclohexane	85	(60 - 140)			SW846 8260B
	79	(60 - 140)	8.1	(0-20)	SW846 8260B

(Continued on next page)

MATRIX SPIKE SAMPLE EVALUATION REPORT

GC/MS Volatiles

Client Lot #...: A7J100103 **Work Order #...:** J8KQ71AC-MS **Matrix.....:** WG
MS Lot-Sample #: A7J100103-030 J8KQ71AD-MSD

PARAMETER	PERCENT RECOVERY	RECOVERY LIMITS	RPD	RPD LIMITS	METHOD
1,2-Dibromo-3-chloro-propane	101	(60 - 140)			SW846 8260B
	102	(60 - 140)	0.61	(0-20)	SW846 8260B
1,2-Dichlorobenzene	98	(60 - 140)			SW846 8260B
	98	(60 - 140)	0.37	(0-20)	SW846 8260B
1,3-Dichlorobenzene	98	(60 - 140)			SW846 8260B
	96	(60 - 140)	2.0	(0-20)	SW846 8260B
1,4-Dichlorobenzene	100	(60 - 140)			SW846 8260B
	100	(60 - 140)	0.09	(0-20)	SW846 8260B
Dichlorodifluoromethane	39 a	(60 - 140)			SW846 8260B
	36 a	(60 - 140)	10	(0-20)	SW846 8260B
Freon 113	108	(60 - 140)			SW846 8260B
	101	(60 - 140)	6.6	(0-20)	SW846 8260B
Isopropylbenzene	112	(60 - 140)			SW846 8260B
	109	(60 - 140)	2.7	(0-20)	SW846 8260B
Methyl acetate	99	(60 - 140)			SW846 8260B
	101	(60 - 140)	1.6	(0-20)	SW846 8260B
Methylcyclohexane	87	(60 - 140)			SW846 8260B
	80	(60 - 140)	7.8	(0-20)	SW846 8260B
Methyl tert-butyl ether (MTBE)	93	(60 - 140)			SW846 8260B
	91	(60 - 140)	2.0	(0-20)	SW846 8260B
1,2,4-Trichloro-benzene	82	(60 - 140)			SW846 8260B
	83	(60 - 140)	0.70	(0-20)	SW846 8260B
Trichlorofluoromethane	91	(60 - 140)			SW846 8260B
	79	(60 - 140)	14	(0-20)	SW846 8260B

SURROGATE	PERCENT RECOVERY	RECOVERY LIMITS
Dibromofluoromethane	89	(50 - 150)
	89	(50 - 150)
1,2-Dichloroethane-d4	85	(50 - 150)
	89	(50 - 150)
Toluene-d8	91	(50 - 150)
	91	(50 - 150)
4-Bromofluorobenzene	95	(50 - 150)
	94	(50 - 150)

(Continued on next page)

MATRIX SPIKE SAMPLE EVALUATION REPORT

GC/MS Volatiles

Client Lot #...: A7J100103 **Work Order #...:** J8KQ71AC-MS **Matrix.....:** WG
MS Lot-Sample #: A7J100103-030 J8KQ71AD-MSD

SURROGATE	PERCENT RECOVERY	RECOVERY LIMITS

NOTE(S):

Calculations are performed before rounding to avoid round-off errors in calculated results.

Bold print denotes control parameters

a Spiked analyte recovery is outside stated control limits.

Environmental Quality Mgt., Inc.

Client Sample ID: FWGEQUIPRINSE1-0556-GW

GC/MS Volatiles

Lot-Sample #...: A7J090101-014 **Work Order #...:** J8G521AA **Matrix.....:** WQ
Date Sampled...: 10/08/07 16:10 **Date Received..:** 10/09/07
Prep Date.....: 10/15/07 **Analysis Date..:** 10/15/07
Prep Batch #...: 7288176
Dilution Factor: 1 **Initial Wgt/Vol:** 5 mL **Final Wgt/Vol..:** 5 mL
Method.....: SW846 8260B

PARAMETER	RESULT	REPORTING LIMIT	UNITS	MDL
Bromochloromethane	ND	1.0	ug/L	0.29
1,2-Dibromoethane	ND	1.0	ug/L	0.24
o-Xylene	ND	1.0	ug/L	0.14
m-Xylene & p-Xylene	ND	2.0	ug/L	0.24
cis-1,2-Dichloroethene	ND	1.0	ug/L	0.17
trans-1,2-Dichloroethene	ND	1.0	ug/L	0.19
Chloromethane	ND	1.0	ug/L	0.30
Bromomethane	ND	1.0	ug/L	0.41
Vinyl chloride	ND	1.0	ug/L	0.22
Chloroethane	ND	1.0	ug/L	0.29
Methylene chloride	ND	2.0	ug/L	0.33
Acetone	**9.4 J**	**10**	**ug/L**	**1.1**
Carbon disulfide	ND	1.0	ug/L	0.13
1,1-Dichloroethene	ND	1.0	ug/L	0.19
1,1-Dichloroethane	ND	1.0	ug/L	0.15
1,2-Dichloroethene (total)	ND	1.0	ug/L	0.34
Chloroform	ND	1.0	ug/L	0.16
1,2-Dichloroethane	ND	1.0	ug/L	0.22
2-Butanone	ND	10	ug/L	0.57
1,1,1-Trichloroethane	ND	1.0	ug/L	0.22
Carbon tetrachloride	ND	1.0	ug/L	0.13
Bromodichloromethane	ND	1.0	ug/L	0.15
1,2-Dichloropropane	ND	1.0	ug/L	0.18
cis-1,3-Dichloropropene	ND	1.0	ug/L	0.14
Trichloroethene	ND	1.0	ug/L	0.17
Dibromochloromethane	ND	1.0	ug/L	0.18
1,1,2-Trichloroethane	ND	1.0	ug/L	0.27
Benzene	ND	1.0	ug/L	0.13
trans-1,3-Dichloropropene	ND	1.0	ug/L	0.19
Bromoform	ND	1.0	ug/L	0.64
4-Methyl-2-pentanone	ND	10	ug/L	0.32
2-Hexanone	ND	10	ug/L	0.41
Tetrachloroethene	ND	1.0	ug/L	0.29
1,1,2,2-Tetrachloroethane	ND	1.0	ug/L	0.18
Toluene	ND	1.0	ug/L	0.13
Chlorobenzene	ND	1.0	ug/L	0.15
Ethylbenzene	ND	1.0	ug/L	0.17

(Continued on next page)

Environmental Quality Mgt., Inc.

Client Sample ID: FWGEQUIPRINSE1-0556-GW

GC/MS Volatiles

Lot-Sample #...: A7J090101-014 **Work Order #...:** J8G521AA **Matrix.....:** WQ

PARAMETER	RESULT	REPORTING LIMIT	UNITS	MDL
Styrene	ND	1.0	ug/L	0.11
Xylenes (total)	ND	2.0	ug/L	0.28

SURROGATE	PERCENT RECOVERY	RECOVERY LIMITS
Dibromofluoromethane	94	(50 - 150)
1,2-Dichloroethane-d4	90	(50 - 150)
Toluene-d8	87	(50 - 150)
4-Bromofluorobenzene	89	(50 - 150)

NOTE(S):

J Estimated result. Result is less than RL.

SDG: A7J100103

Date/Time Cal: 10/15/07 @ 1047

VOC Analyte	%D
Chloromethane	14.0322
Vinyl Chloride	7.22408
Bromomethane	12.20686
Chloroethane	9.23298
1,1-Dichloroethene	6.93206
Acetone	17.74902
Methylene Chloride	3.09386
Carbon Disulide	5.21013
trans-1,2-Dichloroethene	5.74206
1,1-Dichloroethane	2.22224
cis-1,2-Dichloroethene	2.71696
1,2-Dichloroethene total	4.21038
2-Butanone	6.22203
Bromochloromethane	4.74304
Chloroform	1.03697
1,1,1-Trichloroethane	1.18493
Carbon Tetrachloride	2.69801
Benzene	1.50818
1,2-Dichloroethane	2.11664
Trichloroethene	0.20736
1,2-Dichloropropane	2.12877
Bromodichloromethane	2.40032
cis-1,3-Dichloropropene	3.18584
4-Methyl-2-pentanone	0.88133
Toluene	0.88554
trans-1,3-Dichloropropene	0.35096
1,1,2-Trichloroethane	1.32036
Tetrachloroethene	0.34203
2-Hexanone	2.39411
Dibromochloromethane	3.27358
Ethylene Dibromide	2.16045
Chlorobenzene	0.63377
Ethylbenzene	0.2368
m,p- Xylenes	0.68905
o- Xylenes	0.56707
Total Xylenes	0.64859
Styrene	2.23748
Bromoform	2.3405
1,1,2,2-Tetrachloroethane	0.85811
AVG %D	3.533965

Date/Time Cal: 10/16/07 @ 0948

VOC Analyte	%D
Chloromethane	11.66557
Vinyl Chloride	5.76985
Bromomethane	13.80179
Chloroethane	9.18637
1,1-Dichloroethene	8.86944
Acetone	**25.04799**
Methylene Chloride	0.92635
Carbon Disulide	1.604
trans-1,2-Dichloroethene	4.36385
1,1-Dichloroethane	3.40806
cis-1,2-Dichloroethene	3.78592
1,2-Dichloroethene total	4.07123
2-Butanone	17.54173
Bromochloromethane	7.62471
Chloroform	3.09656
1,1,1-Trichloroethane	2.6073
Carbon Tetrachloride	3.31717
Benzene	2.51488
1,2-Dichloroethane	0.99647
Trichloroethene	1.48154
1,2-Dichloropropane	4.67111
Bromodichloromethane	4.69637
cis-1,3-Dichloropropene	6.37767
4-Methyl-2-pentanone	8.96085
Toluene	1.53038
trans-1,3-Dichloropropene	6.00784
1,1,2-Trichloroethane	5.47149
Tetrachloroethene	0.79934
2-Hexanone	9.75001
Dibromochloromethane	9.40314
Ethylene Dibromide	6.38966
Chlorobenzene	1.88958
Ethylbenzene	2.75363
m,p- Xylenes	2.43671
o- Xylenes	1.30444
Total Xylenes	2.0611
Styrene	5.22436
Bromoform	6.25557
1,1,2,2-Tetrachloroethane	3.27367
AVG %D	5.665069

Date/Time Cal: 10/17/07 @ 0956

VOC Analyte	%D
Chloromethane	3.97764
Vinyl Chloride	5.76188
Bromomethane	9.36568
Chloroethane	3.7866
1,1-Dichloroethene	10.70647
Acetone	**27.64314**
Methylene Chloride	3.69336
Carbon Disulide	2.03177
trans-1,2-Dichloroethene	4.02693
1,1-Dichloroethane	2.46129
cis-1,2-Dichloroethene	2.77379
1,2-Dichloroethene total	3.39244
2-Butanone	13.94055
Bromochloromethane	7.00972
Chloroform	1.48442
1,1,1-Trichloroethane	5.07418
Carbon Tetrachloride	2.7148
Benzene	1.11233
1,2-Dichloroethane	1.89238
Trichloroethene	2.38252
1,2-Dichloropropane	3.93233
Bromodichloromethane	0.72551
cis-1,3-Dichloropropene	0.34026
4-Methyl-2-pentanone	7.50327
Toluene	5.26988
trans-1,3-Dichloropropene	2.71043
1,1,2-Trichloroethane	7.79344
Tetrachloroethene	5.19942
2-Hexanone	11.65451
Dibromochloromethane	7.62241
Ethylene Dibromide	8.61866
Chlorobenzene	4.38449
Ethylbenzene	5.91767
m,p- Xylenes	6.78511
o- Xylenes	6.43816
Total Xylenes	6.67001
Styrene	8.59238
Bromoform	2.14888
1,1,2,2-Tetrachloroethane	7.54614
AVG %D	5.771406

QC Outlier Report: Trip Blank

Lab Reporting Batch : A7J100103
Method/Preparation Batch : 7288176 / 7288176
Client Sample ID : FWGTEAM1-TRIP
Lab Sample ID : A7J100103011

Lab ID: STLCAN
Analysis Date : 10/15/2007
Preparation Date : 10/15/2007
Preparation Type : 5030B

Analysis Method : 8260B

Acetone	Result	Reporting Limit	Units	Lab Qual	Comments
Trip Blank Result:	4.4	10	ug/L	J	Common Contaminant

Acetone contamination found in the trip blank did not qualify any samples.

Methylene chloride	Result	Reporting Limit	Units	Lab Qual	Comments
Trip Blank Result:	0.65	2.0	ug/L	J	Common Contaminant

Methylene chloride contamination found in the trip blank did not qualify any samples.

Acetone	Result	Reporting Limit	Units	Lab Qual	Comments
Trip Blank Result:	3.9	10	ug/L	J	Common Contaminant

Acetone contamination found in the trip blank did not qualify any samples.

Methylene chloride	Result	Reporting Limit	Units	Lab Qual	Comments
Trip Blank Result:	0.57	2.0	ug/L	J	Common Contaminant

Methylene chloride contamination found in the trip blank did not qualify any samples.

Acetone	Result	Reporting Limit	Units	Lab Qual	Comments
Trip Blank Result:	3.2	10	ug/L	J	Common Contaminant

Acetone was qualified due to trip blank contamination in the following associated samples:

NO qualifications made since TB result less than 2 MDL

Client Sample ID	Lab Sample ID	Dilution	Result	Lab Qual	Result Unit
FWGEEQUIPRINSE2-0557-	A7J100103014	1	28		ug/L

Methylene chloride	Result	Reporting Limit	Units	Lab Qual	Comments
Trip Blank Result:	0.62	2.0	ug/L	J	Common Contaminant

Methylene chloride contamination found in the trip blank did not qualify any samples.

Matrix Spike / Matrix Spike Duplicate Recovery and RPD Outlier Report

Method Batch : 7291329 **Analysis Method :** 8260B **Analysis Date :** 10/17/2007

Preparation Batch : 7291329 **Preparation Type :** 5030B **Preparation Date :** 10/17/2007

Lab Reporting Batch : A7J100103 **Lab ID:** STLCAN

Client Sample ID	Lab Sample ID	Matrix	Analyte Name	Reported *		Project Limits (Percent)			
				Percent Recovery	RPD	Rejection Point**	Lower Limit	Upper Limit	RPD
FWGLL12mw-182C-0531	A7J100103030D	AQ	Chloromethane	69		0.00	70.00	130.00	20.00
			Vinyl chloride	69		0.00	70.00	130.00	20.00

Associated Samples: Parent sample only

Client Sample ID	Lab Sample ID
FWGLL12mw-182C-0531-GW	A7J100103030

No qualifications made since there were no other QC outliers.

12/11/07

* Only those Percent Recovery and/or RPD values outside project limits are listed in this report.

** Metal are also assessed against an upper rejection point of 150 percent for waters and 200 percent for soils and sediments

Project Number and Name: 030240.0005 - Ravenna GW

Matrix Spike / Matrix Spike Duplicate Recovery and RPD Outlier Report

Method Batch : 7289353 **Analysis Method :** 8260B **Analysis Date :** 10/16/2007

Preparation Batch : 7289353 **Preparation Type :** 5030B **Preparation Date :** 10/16/2007

Lab Reporting Batch : A7J100103 **Lab ID:** STLCAN

Client Sample ID	Lab Sample ID	Matrix	Analyte Name	Reported *		Project Limits (Percent)			
				Percent Recovery	RPD	Rejection Point**	Lower Limit	Upper Limit	RPD
FWGRQLmw-008C-0546	A7J100103005D	AQ	Acetone		26	0.00	70.00	130.00	20.00

Associated Samples: Parent sample only

Client Sample ID	Lab Sample ID
FWGRQLmw-008C-0546-GW	A7J100103005

* Only those Percent Recovery and/or RPD values outside project limits are listed in this report.
** Metal are also assessed against an upper rejection point of 150 percent for waters and 200 percent for soils and sediments

Project Number and Name: 030240.0005 - Ravenna GW

GCMS SEMIVOLATILE DATA

Environmental Quality Mgt., Inc.

Client Sample ID: FWGLL11mw-002C-0528-GW

GC/MS Semivolatiles

Lot-Sample #...: A7J100103-001 Work Order #...: J8KPX1AC Matrix.....: WG
Date Sampled...: 10/08/07 09:55 Date Received..: 10/10/07
Prep Date.....: 10/12/07 Analysis Date..: 10/18/07
Prep Batch #...: 7284259
Dilution Factor: 1 Initial Wgt/Vol: 1000 mL Final Wgt/Vol..: 2 mL
Method.....: SW846 8270C

PARAMETER	RESULT	REPORTING LIMIT	UNITS	MDL
Benzoic acid	ND	10	ug/L	4.4
Benzyl alcohol	ND	5.0	ug/L	0.49
Phenol	ND	1.0	ug/L	0.96
bis(2-Chloroethyl)-ether	ND	1.0	ug/L	0.088
2-Chlorophenol	ND	1.0	ug/L	0.039
1,3-Dichlorobenzene	ND	1.0	ug/L	0.53
1,4-Dichlorobenzene	ND	1.0	ug/L	0.52
1,2-Dichlorobenzene	ND	1.0	ug/L	0.59
2-Methylphenol	ND	1.0	ug/L	0.56
2,2'-oxybis(1-Chloro-propane)	ND	1.0	ug/L	0.52
4-Methylphenol	ND	1.0	ug/L	0.64
N-Nitrosodi-n-propyl-amine	ND	1.0	ug/L	0.53
Hexachloroethane	ND	1.0	ug/L	0.58
Nitrobenzene	ND	1.0	ug/L	0.053
Isophorone	ND	1.0	ug/L	0.50
2-Nitrophenol	ND	2.0	ug/L	1.3
2,4-Dimethylphenol	ND	2.0	ug/L	0.56
bis(2-Chloroethoxy) methane	ND	1.0	ug/L	0.49
2,4-Dichlorophenol	ND	2.0	ug/L	1.1
1,2,4-Trichloro-benzene	ND	1.0	ug/L	0.59
Naphthalene	ND	0.20	ug/L	0.069
4-Chloroaniline	ND	2.0	ug/L	0.56
Hexachlorobutadiene	ND	1.0	ug/L	0.51
4-Chloro-3-methylphenol	ND	2.0	ug/L	0.41
2-Methylnaphthalene	ND	0.20	ug/L	0.061
Hexachlorocyclopenta-diene	ND	10	ug/L	0.74
2,4,6-Trichloro-phenol	ND	5.0	ug/L	1.4
2,4,5-Trichloro-phenol	ND	5.0	ug/L	0.96
2-Chloronaphthalene	ND	1.0	ug/L	0.62
2-Nitroaniline	ND	2.0	ug/L	0.43

(Continued on next page)

Environmental Quality Mgt., Inc.

Client Sample ID: FWGLL11mw-002C-0528-GW

GC/MS Semivolatiles

Lot-Sample #...: A7J100103-001 Work Order #...: J8KPX1AC Matrix.....: WG

PARAMETER	RESULT	REPORTING LIMIT	UNITS	MDL
Dimethyl phthalate	ND	1.0	ug/L	0.44
Acenaphthylene	ND	0.20	ug/L	0.054
2,6-Dinitrotoluene	ND	5.0	ug/L	0.47
3-Nitroaniline	ND	2.0	ug/L	0.67
Acenaphthene	ND	0.20	ug/L	0.054
2,4-Dinitrophenol	ND	5.0	ug/L	3.5
4-Nitrophenol	ND	5.0	ug/L	0.63
Dibenzofuran	ND	1.0	ug/L	0.54
2,4-Dinitrotoluene	ND	5.0	ug/L	0.40
Diethyl phthalate	ND	1.0	ug/L	0.63
4-Chlorophenyl phenyl ether	ND	2.0	ug/L	0.55
Fluorene	ND	0.20	ug/L	0.043
4-Nitroaniline	ND	2.0	ug/L	0.47
4,6-Dinitro-2-methylphenol	ND	5.0	ug/L	0.27
N-Nitrosodiphenylamine	ND	1.0	ug/L	0.46
4-Bromophenyl phenyl ether	ND	2.0	ug/L	0.52
Hexachlorobenzene	ND	0.20	ug/L	0.065
Pentachlorophenol	ND	5.0	ug/L	0.48
Phenanthrene	ND	0.20	ug/L	0.087
Anthracene	ND	0.20	ug/L	0.054
Carbazole	ND	1.0	ug/L	0.54
Di-n-butyl phthalate	ND	1.0	ug/L	0.61
Fluoranthene	ND	0.20	ug/L	0.036
Pyrene	ND	0.20	ug/L	0.048
Butyl benzyl phthalate	ND	1.0	ug/L	0.51
3,3'-Dichlorobenzidine	ND	5.0	ug/L	0.48
Benzo(a)anthracene	ND	0.20	ug/L	0.052
Chrysene	ND	0.20	ug/L	0.048
bis(2-Ethylhexyl) phthalate	ND	10	ug/L	0.88
Di-n-octyl phthalate	ND	1.0	ug/L	0.39
Benzo(b)fluoranthene	ND	0.20	ug/L	0.049
Benzo(k)fluoranthene	ND	0.20	ug/L	0.049
Benzo(a)pyrene	ND	0.20	ug/L	0.048
Indeno(1,2,3-cd)pyrene	ND	0.20	ug/L	0.065
Dibenz(a,h)anthracene	ND	0.20	ug/L	0.039
Benzo(ghi)perylene	ND	0.20	ug/L	0.053

(Continued on next page)

Environmental Quality Mgt., Inc.

Client Sample ID: FWGLL11mw-002C-0528-GW

GC/MS Semivolatiles

Lot-Sample #...: A7J100103-001 Work Order #...: J8KPX1AC Matrix.....: WG

SURROGATE	PERCENT RECOVERY	RECOVERY LIMITS
Nitrobenzene-d5	75	(32 - 112)
2-Fluorobiphenyl	71	(30 - 110)
Terphenyl-d14	88	(51 - 135)
Phenol-d5	64	(10 - 117)
2-Fluorophenol	36	(19 - 108)
2,4,6-Tribromophenol	73	(42 - 124)

Environmental Quality Mgt., Inc.

Client Sample ID: FWGLL11mw-DUP4-0554-GW

GC/MS Semivolatiles

Lot-Sample #...: A7J100103-003 Work Order #...: J8KP21AC Matrix.....: WG
Date Sampled...: 10/08/07 09:55 Date Received..: 10/10/07
Prep Date.....: 10/12/07 Analysis Date..: 10/18/07
Prep Batch #...: 7284259
Dilution Factor: 1 Initial Wgt/Vol: 1000 mL Final Wgt/Vol..: 2 mL
Method.....: SW846 8270C

PARAMETER	RESULT	REPORTING LIMIT	UNITS	MDL
Benzoic acid	ND	10	ug/L	4.4
Benzyl alcohol	ND	5.0	ug/L	0.49
Phenol	ND	1.0	ug/L	0.96
bis(2-Chloroethyl)-ether	ND	1.0	ug/L	0.088
2-Chlorophenol	ND	1.0	ug/L	0.039
1,3-Dichlorobenzene	ND	1.0	ug/L	0.53
1,4-Dichlorobenzene	ND	1.0	ug/L	0.52
1,2-Dichlorobenzene	ND	1.0	ug/L	0.59
2-Methylphenol	ND	1.0	ug/L	0.56
2,2'-oxybis(1-Chloro-propane)	ND	1.0	ug/L	0.52
4-Methylphenol	ND	1.0	ug/L	0.64
N-Nitrosodi-n-propyl-amine	ND	1.0	ug/L	0.53
Hexachloroethane	ND	1.0	ug/L	0.58
Nitrobenzene	ND	1.0	ug/L	0.053
Isophorone	ND	1.0	ug/L	0.50
2-Nitrophenol	ND	2.0	ug/L	1.3
2,4-Dimethylphenol	ND	2.0	ug/L	0.56
bis(2-Chloroethoxy) methane	ND	1.0	ug/L	0.49
2,4-Dichlorophenol	ND	2.0	ug/L	1.1
1,2,4-Trichloro-benzene	ND	1.0	ug/L	0.59
Naphthalene	ND	0.20	ug/L	0.069
4-Chloroaniline	ND	2.0	ug/L	0.56
Hexachlorobutadiene	ND	1.0	ug/L	0.51
4-Chloro-3-methylphenol	ND	2.0	ug/L	0.41
2-Methylnaphthalene	ND	0.20	ug/L	0.061
Hexachlorocyclopenta-diene	ND	10	ug/L	0.74
2,4,6-Trichloro-phenol	ND	5.0	ug/L	1.4
2,4,5-Trichloro-phenol	ND	5.0	ug/L	0.96
2-Chloronaphthalene	ND	1.0	ug/L	0.62
2-Nitroaniline	ND	2.0	ug/L	0.43

(Continued on next page)

Environmental Quality Mgt., Inc.

Client Sample ID: FWGLL11mw-DUP4-0554-GW

GC/MS Semivolatiles

Lot-Sample #...: A7J100103-003 Work Order #...: J8KP21AC Matrix.....: WG

PARAMETER	RESULT	REPORTING LIMIT	UNITS	MDL
Dimethyl phthalate	ND	1.0	ug/L	0.44
Acenaphthylene	ND	0.20	ug/L	0.054
2,6-Dinitrotoluene	ND	5.0	ug/L	0.47
3-Nitroaniline	ND	2.0	ug/L	0.67
Acenaphthene	ND	0.20	ug/L	0.054
2,4-Dinitrophenol	ND	5.0	ug/L	3.5
4-Nitrophenol	ND	5.0	ug/L	0.63
Dibenzofuran	ND	1.0	ug/L	0.54
2,4-Dinitrotoluene	ND	5.0	ug/L	0.40
Diethyl phthalate	ND	1.0	ug/L	0.63
4-Chlorophenyl phenyl ether	ND	2.0	ug/L	0.55
Fluorene	ND	0.20	ug/L	0.043
4-Nitroaniline	ND	2.0	ug/L	0.47
4,6-Dinitro-2-methylphenol	ND	5.0	ug/L	0.27
N-Nitrosodiphenylamine	ND	1.0	ug/L	0.46
4-Bromophenyl phenyl ether	ND	2.0	ug/L	0.52
Hexachlorobenzene	ND	0.20	ug/L	0.065
Pentachlorophenol	ND	5.0	ug/L	0.48
Phenanthrene	ND	0.20	ug/L	0.087
Anthracene	ND	0.20	ug/L	0.054
Carbazole	ND	1.0	ug/L	0.54
Di-n-butyl phthalate	ND	1.0	ug/L	0.61
Fluoranthene	ND	0.20	ug/L	0.036
Pyrene	ND	0.20	ug/L	0.048
Butyl benzyl phthalate	ND	1.0	ug/L	0.51
3,3'-Dichlorobenzidine	ND	5.0	ug/L	0.48
Benzo(a)anthracene	ND	0.20	ug/L	0.052
Chrysene	ND	0.20	ug/L	0.048
bis(2-Ethylhexyl) phthalate	ND	10	ug/L	0.88
Di-n-octyl phthalate	ND	1.0	ug/L	0.39
Benzo(b)fluoranthene	ND	0.20	ug/L	0.049
Benzo(k)fluoranthene	ND	0.20	ug/L	0.049
Benzo(a)pyrene	ND	0.20	ug/L	0.048
Indeno(1,2,3-cd)pyrene	ND	0.20	ug/L	0.065
Dibenz(a,h)anthracene	ND	0.20	ug/L	0.039
Benzo(ghi)perylene	ND	0.20	ug/L	0.053

(Continued on next page)

Environmental Quality Mgt., Inc.

Client Sample ID: FWGLL11mw-DUP4-0554-GW

GC/MS Semivolatiles

Lot-Sample #...: A7J100103-003 Work Order #...: J8KP21AC Matrix.....: WG

SURROGATE	PERCENT RECOVERY	RECOVERY LIMITS
Nitrobenzene-d5	73	(32 - 112)
2-Fluorobiphenyl	67	(30 - 110)
Terphenyl-d14	86	(51 - 135)
Phenol-d5	63	(10 - 117)
2-Fluorophenol	41	(19 - 108)
2,4,6-Tribromophenol	70	(42 - 124)

Environmental Quality Mgt., Inc.

Client Sample ID: FWGRQLmw-008C-0546-GW

GC/MS Semivolatiles

Lot-Sample #...: A7J100103-005 **Work Order #...:** J8KP41AE **Matrix.....:** WG
Date Sampled...: 10/09/07 12:10 **Date Received..:** 10/10/07
Prep Date.....: 10/12/07 **Analysis Date..:** 10/18/07
Prep Batch #...: 7284259
Dilution Factor: 1 **Initial Wgt/Vol:** 1020 mL **Final Wgt/Vol..:** 2 mL
Method.....: SW846 8270C

PARAMETER	RESULT	REPORTING LIMIT	UNITS	MDL
Benzoic acid	ND	10	ug/L	4.4
Benzyl alcohol	ND	5.0	ug/L	0.49
Phenol	ND	1.0	ug/L	0.96
bis(2-Chloroethyl)-ether	ND	1.0	ug/L	0.088
2-Chlorophenol	ND	1.0	ug/L	0.039
1,3-Dichlorobenzene	ND	1.0	ug/L	0.53
1,4-Dichlorobenzene	ND	1.0	ug/L	0.52
1,2-Dichlorobenzene	ND	1.0	ug/L	0.59
2-Methylphenol	ND	1.0	ug/L	0.56
2,2'-oxybis(1-Chloro-propane)	ND	1.0	ug/L	0.52
4-Methylphenol	ND	1.0	ug/L	0.64
N-Nitrosodi-n-propyl-amine	ND	1.0	ug/L	0.53
Hexachloroethane	ND	1.0	ug/L	0.58
Nitrobenzene	ND	1.0	ug/L	0.053
Isophorone	ND	1.0	ug/L	0.50
2-Nitrophenol	ND	2.0	ug/L	1.3
2,4-Dimethylphenol	ND	2.0	ug/L	0.56
bis(2-Chloroethoxy) methane	ND	1.0	ug/L	0.49
2,4-Dichlorophenol	ND	2.0	ug/L	1.1
1,2,4-Trichloro-benzene	ND	1.0	ug/L	0.59
Naphthalene	ND	0.20	ug/L	0.069
4-Chloroaniline	ND	2.0	ug/L	0.56
Hexachlorobutadiene	ND	1.0	ug/L	0.51
4-Chloro-3-methylphenol	ND	2.0	ug/L	0.41
2-Methylnaphthalene	ND	0.20	ug/L	0.061
Hexachlorocyclopenta-diene	ND	10	ug/L	0.74
2,4,6-Trichloro-phenol	ND	5.0	ug/L	1.4
2,4,5-Trichloro-phenol	ND	5.0	ug/L	0.96
2-Chloronaphthalene	ND	1.0	ug/L	0.62
2-Nitroaniline	ND	2.0	ug/L	0.43

(Continued on next page)

Environmental Quality Mgt., Inc.

Client Sample ID: FWGRQLmw-008C-0546-GW

GC/MS Semivolatiles

Lot-Sample #...: A7J100103-005 Work Order #...: J8KP41AE Matrix.....: WG

PARAMETER	RESULT	REPORTING LIMIT	UNITS	MDL
Dimethyl phthalate	ND	1.0	ug/L	0.44
Acenaphthylene	ND	0.20	ug/L	0.054
2,6-Dinitrotoluene	ND	5.0	ug/L	0.47
3-Nitroaniline	ND	2.0	ug/L	0.67
Acenaphthene	ND	0.20	ug/L	0.054
2,4-Dinitrophenol	ND	5.0	ug/L	3.5
4-Nitrophenol	ND	5.0	ug/L	0.63
Dibenzofuran	ND	1.0	ug/L	0.54
2,4-Dinitrotoluene	ND	5.0	ug/L	0.40
Diethyl phthalate	ND	1.0	ug/L	0.63
4-Chlorophenyl phenyl ether	ND	2.0	ug/L	0.55
Fluorene	ND	0.20	ug/L	0.043
4-Nitroaniline	ND	2.0	ug/L	0.47
4,6-Dinitro-2-methylphenol	ND	5.0	ug/L	0.27
N-Nitrosodiphenylamine	ND	1.0	ug/L	0.46
4-Bromophenyl phenyl ether	ND	2.0	ug/L	0.52
Hexachlorobenzene	ND	0.20	ug/L	0.065
Pentachlorophenol	ND	5.0	ug/L	0.48
Phenanthrene	ND	0.20	ug/L	0.087
Anthracene	ND	0.20	ug/L	0.054
Carbazole	ND	1.0	ug/L	0.54
Di-n-butyl phthalate	ND	1.0	ug/L	0.61
Fluoranthene	ND	0.20	ug/L	0.036
Pyrene	ND	0.20	ug/L	0.048
Butyl benzyl phthalate	ND	1.0	ug/L	0.51
3,3'-Dichlorobenzidine	ND	5.0	ug/L	0.48
Benzo(a)anthracene	ND	0.20	ug/L	0.052
Chrysene	ND	0.20	ug/L	0.048
bis(2-Ethylhexyl) phthalate	ND	10	ug/L	0.88
Di-n-octyl phthalate	ND	1.0	ug/L	0.39
Benzo(b)fluoranthene	ND	0.20	ug/L	0.049
Benzo(k)fluoranthene	ND	0.20	ug/L	0.049
Benzo(a)pyrene	ND	0.20	ug/L	0.048
Indeno(1,2,3-cd)pyrene	ND	0.20	ug/L	0.065
Dibenz(a,h)anthracene	ND	0.20	ug/L	0.039
Benzo(ghi)perylene	ND	0.20	ug/L	0.053

(Continued on next page)

Environmental Quality Mgt., Inc.

Client Sample ID: FWGRQLmw-008C-0546-GW

GC/MS Semivolatiles

Lot-Sample #...: A7J100103-005 **Work Order #...:** J8KP41AE **Matrix.....:** WG

SURROGATE	PERCENT RECOVERY	RECOVERY LIMITS
Nitrobenzene-d5	65	(32 - 112)
2-Fluorobiphenyl	64	(30 - 110)
Terphenyl-d14	80	(51 - 135)
Phenol-d5	57	(10 - 117)
2-Fluorophenol	23	(19 - 108)
2,4,6-Tribromophenol	76	(42 - 124)

Environmental Quality Mgt., Inc.

Client Sample ID: FWGLL12mw-183C-0532-GW

GC/MS Semivolatiles

Lot-Sample #...: A7J100103-007 **Work Order #...:** J8KP71AC **Matrix.....:** WG
Date Sampled...: 10/09/07 14:45 **Date Received..:** 10/10/07
Prep Date.....: 10/12/07 **Analysis Date..:** 10/18/07
Prep Batch #...: 7284259
Dilution Factor: 1 **Initial Wgt/Vol:** 1020 mL **Final Wgt/Vol..:** 2 mL
Method.....: SW846 8270C

PARAMETER	RESULT	REPORTING LIMIT	UNITS	MDL
Benzoic acid	ND	10	ug/L	4.4
Benzyl alcohol	ND	5.0	ug/L	0.49
Phenol	ND	1.0	ug/L	0.96
bis(2-Chloroethyl)-ether	ND	1.0	ug/L	0.088
2-Chlorophenol	ND	1.0	ug/L	0.039
1,3-Dichlorobenzene	ND	1.0	ug/L	0.53
1,4-Dichlorobenzene	ND	1.0	ug/L	0.52
1,2-Dichlorobenzene	ND	1.0	ug/L	0.59
2-Methylphenol	ND	1.0	ug/L	0.56
2,2'-oxybis(1-Chloro-propane)	ND	1.0	ug/L	0.52
4-Methylphenol	ND	1.0	ug/L	0.64
N-Nitrosodi-n-propyl-amine	ND	1.0	ug/L	0.53
Hexachloroethane	ND	1.0	ug/L	0.58
Nitrobenzene	ND	1.0	ug/L	0.053
Isophorone	ND	1.0	ug/L	0.50
2-Nitrophenol	ND	2.0	ug/L	1.3
2,4-Dimethylphenol	ND	2.0	ug/L	0.56
bis(2-Chloroethoxy) methane	ND	1.0	ug/L	0.49
2,4-Dichlorophenol	ND	2.0	ug/L	1.1
1,2,4-Trichloro-benzene	ND	1.0	ug/L	0.59
Naphthalene	ND	0.20	ug/L	0.069
4-Chloroaniline	ND	2.0	ug/L	0.56
Hexachlorobutadiene	ND	1.0	ug/L	0.51
4-Chloro-3-methylphenol	ND	2.0	ug/L	0.41
2-Methylnaphthalene	ND	0.20	ug/L	0.061
Hexachlorocyclopenta-diene	ND	10	ug/L	0.74
2,4,6-Trichloro-phenol	ND	5.0	ug/L	1.4
2,4,5-Trichloro-phenol	ND	5.0	ug/L	0.96
2-Chloronaphthalene	ND	1.0	ug/L	0.62
2-Nitroaniline	ND	2.0	ug/L	0.43

(Continued on next page)

Environmental Quality Mgt., Inc.

Client Sample ID: FWGLL12mw-183C-0532-GW

GC/MS Semivolatiles

Lot-Sample #...: A7J100103-007 Work Order #...: J8KP71AC Matrix.....: WG

PARAMETER	RESULT	REPORTING LIMIT	UNITS	MDL
Dimethyl phthalate	ND	1.0	ug/L	0.44
Acenaphthylene	ND	0.20	ug/L	0.054
2,6-Dinitrotoluene	ND	5.0	ug/L	0.47
3-Nitroaniline	ND	2.0	ug/L	0.67
Acenaphthene	ND	0.20	ug/L	0.054
2,4-Dinitrophenol	ND	5.0	ug/L	3.5
4-Nitrophenol	ND	5.0	ug/L	0.63
Dibenzofuran	ND	1.0	ug/L	0.54
2,4-Dinitrotoluene	ND	5.0	ug/L	0.40
Diethyl phthalate	ND	1.0	ug/L	0.63
4-Chlorophenyl phenyl ether	ND	2.0	ug/L	0.55
Fluorene	ND	0.20	ug/L	0.043
4-Nitroaniline	ND	2.0	ug/L	0.47
4,6-Dinitro-2-methylphenol	ND	5.0	ug/L	0.27
N-Nitrosodiphenylamine	ND	1.0	ug/L	0.46
4-Bromophenyl phenyl ether	ND	2.0	ug/L	0.52
Hexachlorobenzene	ND	0.20	ug/L	0.065
Pentachlorophenol	ND	5.0	ug/L	0.48
Phenanthrene	ND	0.20	ug/L	0.087
Anthracene	ND	0.20	ug/L	0.054
Carbazole	ND	1.0	ug/L	0.54
Di-n-butyl phthalate	ND	1.0	ug/L	0.61
Fluoranthene	ND	0.20	ug/L	0.036
Pyrene	ND	0.20	ug/L	0.048
Butyl benzyl phthalate	ND	1.0	ug/L	0.51
3,3'-Dichlorobenzidine	ND	5.0	ug/L	0.48
Benzo(a)anthracene	ND	0.20	ug/L	0.052
Chrysene	ND	0.20	ug/L	0.048
bis(2-Ethylhexyl) phthalate	ND	10	ug/L	0.88
Di-n-octyl phthalate	ND	1.0	ug/L	0.39
Benzo(b)fluoranthene	ND	0.20	ug/L	0.049
Benzo(k)fluoranthene	ND	0.20	ug/L	0.049
Benzo(a)pyrene	ND	0.20	ug/L	0.048
Indeno(1,2,3-cd)pyrene	ND	0.20	ug/L	0.065
Dibenz(a,h)anthracene	ND	0.20	ug/L	0.039
Benzo(ghi)perylene	ND	0.20	ug/L	0.053

(Continued on next page)

Environmental Quality Mgt., Inc.

Client Sample ID: FWGLL12mw-183C-0532-GW

GC/MS Semivolatiles

Lot-Sample #...: A7J100103-007 **Work Order #...:** J8KP71AC **Matrix.....:** WG

SURROGATE	PERCENT RECOVERY	RECOVERY LIMITS
Nitrobenzene-d5	63	(32 - 112)
2-Fluorobiphenyl	55	(30 - 110)
Terphenyl-d14	92	(51 - 135)
Phenol-d5	53	(10 - 117)
2-Fluorophenol	38	(19 - 108)
2,4,6-Tribromophenol	65	(42 - 124)

Environmental Quality Mgt., Inc.

Client Sample ID: FWGLL12mw-DUP2-0552-GW

GC/MS Semivolatiles

Lot-Sample #...: A7J100103-009 **Work Order #...:** J8KP91AC **Matrix.....:** WG
Date Sampled...: 10/09/07 14:45 **Date Received..:** 10/10/07
Prep Date.....: 10/12/07 **Analysis Date..:** 10/18/07
Prep Batch #...: 7284259
Dilution Factor: 1 **Initial Wgt/Vol:** 1050 mL **Final Wgt/Vol..:** 2 mL
Method.....: SW846 8270C

PARAMETER	RESULT	REPORTING LIMIT	UNITS	MDL
Benzoic acid	ND	10	ug/L	4.4
Benzyl alcohol	ND	5.0	ug/L	0.49
Phenol	ND	1.0	ug/L	0.96
bis(2-Chloroethyl)-ether	ND	1.0	ug/L	0.088
2-Chlorophenol	ND	1.0	ug/L	0.039
1,3-Dichlorobenzene	ND	1.0	ug/L	0.53
1,4-Dichlorobenzene	ND	1.0	ug/L	0.52
1,2-Dichlorobenzene	ND	1.0	ug/L	0.59
2-Methylphenol	ND	1.0	ug/L	0.56
2,2'-oxybis(1-Chloro-propane)	ND	1.0	ug/L	0.52
4-Methylphenol	ND	1.0	ug/L	0.64
N-Nitrosodi-n-propyl-amine	ND	1.0	ug/L	0.53
Hexachloroethane	ND	1.0	ug/L	0.58
Nitrobenzene	ND	1.0	ug/L	0.053
Isophorone	ND	1.0	ug/L	0.50
2-Nitrophenol	ND	2.0	ug/L	1.3
2,4-Dimethylphenol	ND	2.0	ug/L	0.56
bis(2-Chloroethoxy) methane	ND	1.0	ug/L	0.49
2,4-Dichlorophenol	ND	2.0	ug/L	1.1
1,2,4-Trichloro-benzene	ND	1.0	ug/L	0.59
Naphthalene	ND	0.20	ug/L	0.069
4-Chloroaniline	ND	2.0	ug/L	0.56
Hexachlorobutadiene	ND	1.0	ug/L	0.51
4-Chloro-3-methylphenol	ND	2.0	ug/L	0.41
2-Methylnaphthalene	ND	0.20	ug/L	0.061
Hexachlorocyclopenta-diene	ND	10	ug/L	0.74
2,4,6-Trichloro-phenol	ND	5.0	ug/L	1.4
2,4,5-Trichloro-phenol	ND	5.0	ug/L	0.96
2-Chloronaphthalene	ND	1.0	ug/L	0.62
2-Nitroaniline	ND	2.0	ug/L	0.43

(Continued on next page)

Environmental Quality Mgt., Inc.

Client Sample ID: FWGLL12mw-DUP2-0552-GW

GC/MS Semivolatiles

Lot-Sample #...: A7J100103-009 Work Order #...: J8KP91AC Matrix.....: WG

PARAMETER	RESULT	REPORTING LIMIT	UNITS	MDL
Dimethyl phthalate	ND	1.0	ug/L	0.44
Acenaphthylene	ND	0.20	ug/L	0.054
2,6-Dinitrotoluene	ND	5.0	ug/L	0.47
3-Nitroaniline	ND	2.0	ug/L	0.67
Acenaphthene	ND	0.20	ug/L	0.054
2,4-Dinitrophenol	ND	5.0	ug/L	3.5
4-Nitrophenol	ND	5.0	ug/L	0.63
Dibenzofuran	ND	1.0	ug/L	0.54
2,4-Dinitrotoluene	ND	5.0	ug/L	0.40
Diethyl phthalate	ND	1.0	ug/L	0.63
4-Chlorophenyl phenyl ether	ND	2.0	ug/L	0.55
Fluorene	ND	0.20	ug/L	0.043
4-Nitroaniline	ND	2.0	ug/L	0.47
4,6-Dinitro-2-methylphenol	ND	5.0	ug/L	0.27
N-Nitrosodiphenylamine	ND	1.0	ug/L	0.46
4-Bromophenyl phenyl ether	ND	2.0	ug/L	0.52
Hexachlorobenzene	ND	0.20	ug/L	0.065
Pentachlorophenol	ND	5.0	ug/L	0.48
Phenanthrene	ND	0.20	ug/L	0.087
Anthracene	ND	0.20	ug/L	0.054
Carbazole	ND	1.0	ug/L	0.54
Di-n-butyl phthalate	ND	1.0	ug/L	0.61
Fluoranthene	ND	0.20	ug/L	0.036
Pyrene	ND	0.20	ug/L	0.048
Butyl benzyl phthalate	ND	1.0	ug/L	0.51
3,3'-Dichlorobenzidine	ND	5.0	ug/L	0.48
Benzo(a)anthracene	ND	0.20	ug/L	0.052
Chrysene	ND	0.20	ug/L	0.048
bis(2-Ethylhexyl) phthalate	**5.6 J,B**	**10**	**ug/L**	**0.88**
Di-n-octyl phthalate	ND	1.0	ug/L	0.39
Benzo(b)fluoranthene	ND	0.20	ug/L	0.049
Benzo(k)fluoranthene	ND	0.20	ug/L	0.049
Benzo(a)pyrene	ND	0.20	ug/L	0.048
Indeno(1,2,3-cd)pyrene	ND	0.20	ug/L	0.065
Dibenz(a,h)anthracene	ND	0.20	ug/L	0.039
Benzo(ghi)perylene	ND	0.20	ug/L	0.053

(Continued on next page)

Environmental Quality Mgt., Inc.

Client Sample ID: FWGLL12mw-DUP2-0552-GW

GC/MS Semivolatiles

Lot-Sample #...: A7J100103-009 Work Order #...: J8KP91AC Matrix.....: WG

SURROGATE	PERCENT RECOVERY	RECOVERY LIMITS
Nitrobenzene-d5	80	(32 - 112)
2-Fluorobiphenyl	68	(30 - 110)
Terphenyl-d14	98	(51 - 135)
Phenol-d5	68	(10 - 117)
2-Fluorophenol	49	(19 - 108)
2,4,6-Tribromophenol	69	(42 - 124)

NOTE(S):

J Estimated result. Result is less than RL.

B Method blank contamination. The associated method blank contains the target analyte at a reportable level.

Environmental Quality Mgt., Inc.

Client Sample ID: FWGCBPmw-007C-0524-GW

GC/MS Semivolatiles

Lot-Sample #...: A7J100103-012 **Work Order #...:** J8KQE1AC **Matrix.....:** WG
Date Sampled...: 10/09/07 09:00 **Date Received..:** 10/10/07
Prep Date.....: 10/12/07 **Analysis Date..:** 10/18/07
Prep Batch #...: 7284259
Dilution Factor: 1 **Initial Wgt/Vol:** 960 mL **Final Wgt/Vol..:** 2 mL
Method.....: SW846 8270C

PARAMETER	RESULT	REPORTING LIMIT	UNITS	MDL
Benzoic acid	ND	10	ug/L	4.4
Benzyl alcohol	ND	5.0	ug/L	0.49
Phenol	ND	1.0	ug/L	0.96
bis(2-Chloroethyl)-ether	ND	1.0	ug/L	0.088
2-Chlorophenol	ND	1.0	ug/L	0.039
1,3-Dichlorobenzene	ND	1.0	ug/L	0.53
1,4-Dichlorobenzene	ND	1.0	ug/L	0.52
1,2-Dichlorobenzene	ND	1.0	ug/L	0.59
2-Methylphenol	ND	1.0	ug/L	0.56
2,2'-oxybis(1-Chloro-propane)	ND	1.0	ug/L	0.52
4-Methylphenol	ND	1.0	ug/L	0.64
N-Nitrosodi-n-propyl-amine	ND	1.0	ug/L	0.53
Hexachloroethane	ND	1.0	ug/L	0.58
Nitrobenzene	ND	1.0	ug/L	0.053
Isophorone	ND	1.0	ug/L	0.50
2-Nitrophenol	ND	2.0	ug/L	1.3
2,4-Dimethylphenol	ND	2.0	ug/L	0.56
bis(2-Chloroethoxy) methane	ND	1.0	ug/L	0.49
2,4-Dichlorophenol	ND	2.0	ug/L	1.1
1,2,4-Trichloro-benzene	ND	1.0	ug/L	0.59
Naphthalene	ND	0.20	ug/L	0.069
4-Chloroaniline	ND	2.0	ug/L	0.56
Hexachlorobutadiene	ND	1.0	ug/L	0.51
4-Chloro-3-methylphenol	ND	2.0	ug/L	0.41
2-Methylnaphthalene	ND	0.20	ug/L	0.061
Hexachlorocyclopenta-diene	ND	10	ug/L	0.74
2,4,6-Trichloro-phenol	ND	5.0	ug/L	1.4
2,4,5-Trichloro-phenol	ND	5.0	ug/L	0.96
2-Chloronaphthalene	ND	1.0	ug/L	0.62
2-Nitroaniline	ND	2.0	ug/L	0.43

(Continued on next page)

Environmental Quality Mgt., Inc.

Client Sample ID: FWGCBPmw-007C-0524-GW

GC/MS Semivolatiles

Lot-Sample #...: A7J100103-012 Work Order #...: J8KQE1AC Matrix.....: WG

PARAMETER	RESULT	REPORTING LIMIT	UNITS	MDL
Dimethyl phthalate	ND	1.0	ug/L	0.44
Acenaphthylene	ND	0.20	ug/L	0.054
2,6-Dinitrotoluene	ND	5.0	ug/L	0.47
3-Nitroaniline	ND	2.0	ug/L	0.67
Acenaphthene	ND	0.20	ug/L	0.054
2,4-Dinitrophenol	ND	5.0	ug/L	3.5
4-Nitrophenol	ND	5.0	ug/L	0.63
Dibenzofuran	ND	1.0	ug/L	0.54
2,4-Dinitrotoluene	ND	5.0	ug/L	0.40
Diethyl phthalate	ND	1.0	ug/L	0.63
4-Chlorophenyl phenyl ether	ND	2.0	ug/L	0.55
Fluorene	ND	0.20	ug/L	0.043
4-Nitroaniline	ND	2.0	ug/L	0.47
4,6-Dinitro-2-methylphenol	ND	5.0	ug/L	0.27
N-Nitrosodiphenylamine	ND	1.0	ug/L	0.46
4-Bromophenyl phenyl ether	ND	2.0	ug/L	0.52
Hexachlorobenzene	ND	0.20	ug/L	0.065
Pentachlorophenol	ND	5.0	ug/L	0.48
Phenanthrene	ND	0.20	ug/L	0.087
Anthracene	ND	0.20	ug/L	0.054
Carbazole	ND	1.0	ug/L	0.54
Di-n-butyl phthalate	ND	1.0	ug/L	0.61
Fluoranthene	ND	0.20	ug/L	0.036
Pyrene	ND	0.20	ug/L	0.048
Butyl benzyl phthalate	ND	1.0	ug/L	0.51
3,3'-Dichlorobenzidine	ND	5.0	ug/L	0.48
Benzo(a)anthracene	ND	0.20	ug/L	0.052
Chrysene	ND	0.20	ug/L	0.048
bis(2-Ethylhexyl) phthalate	**1.2 J,B**	**10**	**ug/L**	**0.88**
Di-n-octyl phthalate	ND	1.0	ug/L	0.39
Benzo(b)fluoranthene	ND	0.20	ug/L	0.049
Benzo(k)fluoranthene	ND	0.20	ug/L	0.049
Benzo(a)pyrene	ND	0.20	ug/L	0.048
Indeno(1,2,3-cd)pyrene	ND	0.20	ug/L	0.065
Dibenz(a,h)anthracene	ND	0.20	ug/L	0.039
Benzo(ghi)perylene	ND	0.20	ug/L	0.053

(Continued on next page)

Environmental Quality Mgt., Inc.

Client Sample ID: FWGCBPmw-007C-0524-GW

GC/MS Semivolatiles

Lot-Sample #...: A7J100103-012 Work Order #...: J8KQE1AC Matrix.....: WG

SURROGATE	PERCENT RECOVERY	RECOVERY LIMITS
Nitrobenzene-d5	59	(32 - 112)
2-Fluorobiphenyl	55	(30 - 110)
Terphenyl-d14	86	(51 - 135)
Phenol-d5	58	(10 - 117)
2-Fluorophenol	39	(19 - 108)
2,4,6-Tribromophenol	72	(42 - 124)

NOTE(S):

J Estimated result. Result is less than RL.

B Method blank contamination. The associated method blank contains the target analyte at a reportable level.

Environmental Quality Mgt., Inc.

Client Sample ID: FWGEEQUIPRINSE2-0557-GW

GC/MS Semivolatiles

Lot-Sample #...: A7J100103-014 **Work Order #...:** J8KQH1AC **Matrix.....:** WG
Date Sampled...: 10/09/07 11:20 **Date Received..:** 10/10/07
Prep Date.....: 10/12/07 **Analysis Date..:** 10/18/07
Prep Batch #...: 7284259
Dilution Factor: 1 **Initial Wgt/Vol:** 1000 mL **Final Wgt/Vol...:** 2 mL
Method.....: SW846 8270C

PARAMETER	RESULT	REPORTING LIMIT	UNITS	MDL
Benzoic acid	ND	10	ug/L	4.4
Benzyl alcohol	**9.6**	**5.0**	**ug/L**	**0.49**
Phenol	ND	1.0	ug/L	0.96
bis(2-Chloroethyl)-ether	ND	1.0	ug/L	0.088
2-Chlorophenol	ND	1.0	ug/L	0.039
1,3-Dichlorobenzene	ND	1.0	ug/L	0.53
1,4-Dichlorobenzene	ND	1.0	ug/L	0.52
1,2-Dichlorobenzene	ND	1.0	ug/L	0.59
2-Methylphenol	ND	1.0	ug/L	0.56
2,2'-oxybis(1-Chloro-propane)	ND	1.0	ug/L	0.52
4-Methylphenol	ND	1.0	ug/L	0.64
N-Nitrosodi-n-propyl-amine	ND	1.0	ug/L	0.53
Hexachloroethane	ND	1.0	ug/L	0.58
Nitrobenzene	ND	1.0	ug/L	0.053
Isophorone	ND	1.0	ug/L	0.50
2-Nitrophenol	ND	2.0	ug/L	1.3
2,4-Dimethylphenol	ND	2.0	ug/L	0.56
bis(2-Chloroethoxy) methane	ND	1.0	ug/L	0.49
2,4-Dichlorophenol	ND	2.0	ug/L	1.1
1,2,4-Trichloro-benzene	ND	1.0	ug/L	0.59
Naphthalene	**0.43**	**0.20**	**ug/L**	**0.069**
4-Chloroaniline	ND	2.0	ug/L	0.56
Hexachlorobutadiene	ND	1.0	ug/L	0.51
4-Chloro-3-methylphenol	ND	2.0	ug/L	0.41
2-Methylnaphthalene	ND	0.20	ug/L	0.061
Hexachlorocyclopenta-diene	ND	10	ug/L	0.74
2,4,6-Trichloro-phenol	ND	5.0	ug/L	1.4
2,4,5-Trichloro-phenol	ND	5.0	ug/L	0.96
2-Chloronaphthalene	ND	1.0	ug/L	0.62
2-Nitroaniline	ND	2.0	ug/L	0.43

(Continued on next page)

Environmental Quality Mgt., Inc.

Client Sample ID: FWGEEQUIPRINSE2-0557-GW

GC/MS Semivolatiles

Lot-Sample #...: A7J100103-014 Work Order #...: J8KQH1AC Matrix.....: WG

PARAMETER	RESULT	REPORTING LIMIT	UNITS	MDL
Dimethyl phthalate	**0.60 J**	**1.0**	**ug/L**	**0.44**
Acenaphthylene	ND	0.20	ug/L	0.054
2,6-Dinitrotoluene	ND	5.0	ug/L	0.47
3-Nitroaniline	ND	2.0	ug/L	0.67
Acenaphthene	ND	0.20	ug/L	0.054
2,4-Dinitrophenol	ND	5.0	ug/L	3.5
4-Nitrophenol	ND	5.0	ug/L	0.63
Dibenzofuran	ND	1.0	ug/L	0.54
2,4-Dinitrotoluene	ND	5.0	ug/L	0.40
Diethyl phthalate	**5.7**	**1.0**	**ug/L**	**0.63**
4-Chlorophenyl phenyl ether	ND	2.0	ug/L	0.55
Fluorene	ND	0.20	ug/L	0.043
4-Nitroaniline	ND	2.0	ug/L	0.47
4,6-Dinitro-2-methylphenol	ND	5.0	ug/L	0.27
N-Nitrosodiphenylamine	ND	1.0	ug/L	0.46
4-Bromophenyl phenyl ether	ND	2.0	ug/L	0.52
Hexachlorobenzene	ND	0.20	ug/L	0.065
Pentachlorophenol	ND	5.0	ug/L	0.48
Phenanthrene	ND	0.20	ug/L	0.087
Anthracene	ND	0.20	ug/L	0.054
Carbazole	ND	1.0	ug/L	0.54
Di-n-butyl phthalate	**0.87 J**	**1.0**	**ug/L**	**0.61**
Fluoranthene	ND	0.20	ug/L	0.036
Pyrene	ND	0.20	ug/L	0.048
Butyl benzyl phthalate	ND	1.0	ug/L	0.51
3,3'-Dichlorobenzidine	ND	5.0	ug/L	0.48
Benzo(a)anthracene	ND	0.20	ug/L	0.052
Chrysene	ND	0.20	ug/L	0.048
bis(2-Ethylhexyl) phthalate	ND	10	ug/L	0.88
Di-n-octyl phthalate	ND	1.0	ug/L	0.39
Benzo(b)fluoranthene	ND	0.20	ug/L	0.049
Benzo(k)fluoranthene	ND	0.20	ug/L	0.049
Benzo(a)pyrene	ND	0.20	ug/L	0.048
Indeno(1,2,3-cd)pyrene	ND	0.20	ug/L	0.065
Dibenz(a,h)anthracene	ND	0.20	ug/L	0.039
Benzo(ghi)perylene	ND	0.20	ug/L	0.053

(Continued on next page)

Environmental Quality Mgt., Inc.

Client Sample ID: FWGEEQUIPRINSE2-0557-GW

GC/MS Semivolatiles

Lot-Sample #...: A7J100103-014 Work Order #...: J8KQH1AC Matrix.....: WG

SURROGATE	PERCENT RECOVERY	RECOVERY LIMITS
Nitrobenzene-d5	77	(32 - 112)
2-Fluorobiphenyl	68	(30 - 110)
Terphenyl-d14	93	(51 - 135)
Phenol-d5	69	(10 - 117)
2-Fluorophenol	27	(19 - 108)
2,4,6-Tribromophenol	69	(42 - 124)

NOTE(S):

J Estimated result. Result is less than RL.

Environmental Quality Mgt., Inc.

Client Sample ID: FWGCBPmw-006C-0523-GW

GC/MS Semivolatiles

Lot-Sample #...: A7J100103-015 **Work Order #...:** J8KQJ1AC **Matrix.....:** WG
Date Sampled...: 10/09/07 12:40 **Date Received..:** 10/10/07
Prep Date.....: 10/12/07 **Analysis Date..:** 10/18/07
Prep Batch #...: 7284259
Dilution Factor: 1 **Initial Wgt/Vol:** 1030 mL **Final Wgt/Vol..:** 2 mL
Method.....: SW846 8270C

PARAMETER	RESULT	REPORTING LIMIT	UNITS	MDL
Benzoic acid	ND	10	ug/L	4.4
Benzyl alcohol	ND	5.0	ug/L	0.49
Phenol	ND	1.0	ug/L	0.96
bis(2-Chloroethyl)-ether	ND	1.0	ug/L	0.088
2-Chlorophenol	ND	1.0	ug/L	0.039
1,3-Dichlorobenzene	ND	1.0	ug/L	0.53
1,4-Dichlorobenzene	ND	1.0	ug/L	0.52
1,2-Dichlorobenzene	ND	1.0	ug/L	0.59
2-Methylphenol	ND	1.0	ug/L	0.56
2,2'-oxybis(1-Chloro-propane)	ND	1.0	ug/L	0.52
4-Methylphenol	ND	1.0	ug/L	0.64
N-Nitrosodi-n-propyl-amine	ND	1.0	ug/L	0.53
Hexachloroethane	ND	1.0	ug/L	0.58
Nitrobenzene	ND	1.0	ug/L	0.053
Isophorone	ND	1.0	ug/L	0.50
2-Nitrophenol	ND	2.0	ug/L	1.3
2,4-Dimethylphenol	ND	2.0	ug/L	0.56
bis(2-Chloroethoxy) methane	ND	1.0	ug/L	0.49
2,4-Dichlorophenol	ND	2.0	ug/L	1.1
1,2,4-Trichloro-benzene	ND	1.0	ug/L	0.59
Naphthalene	ND	0.20	ug/L	0.069
4-Chloroaniline	ND	2.0	ug/L	0.56
Hexachlorobutadiene	ND	1.0	ug/L	0.51
4-Chloro-3-methylphenol	ND	2.0	ug/L	0.41
2-Methylnaphthalene	ND	0.20	ug/L	0.061
Hexachlorocyclopenta-diene	ND	10	ug/L	0.74
2,4,6-Trichloro-phenol	ND	5.0	ug/L	1.4
2,4,5-Trichloro-phenol	ND	5.0	ug/L	0.96
2-Chloronaphthalene	ND	1.0	ug/L	0.62
2-Nitroaniline	ND	2.0	ug/L	0.43

(Continued on next page)

Environmental Quality Mgt., Inc.

Client Sample ID: FWGCBPmw-006C-0523-GW

GC/MS Semivolatiles

Lot-Sample #...: A7J100103-015 Work Order #...: J8KQJ1AC Matrix.....: WG

PARAMETER	RESULT	REPORTING LIMIT	UNITS	MDL
Dimethyl phthalate	ND	1.0	ug/L	0.44
Acenaphthylene	ND	0.20	ug/L	0.054
2,6-Dinitrotoluene	ND	5.0	ug/L	0.47
3-Nitroaniline	ND	2.0	ug/L	0.67
Acenaphthene	ND	0.20	ug/L	0.054
2,4-Dinitrophenol	ND	5.0	ug/L	3.5
4-Nitrophenol	ND	5.0	ug/L	0.63
Dibenzofuran	ND	1.0	ug/L	0.54
2,4-Dinitrotoluene	ND	5.0	ug/L	0.40
Diethyl phthalate	ND	1.0	ug/L	0.63
4-Chlorophenyl phenyl ether	ND	2.0	ug/L	0.55
Fluorene	ND	0.20	ug/L	0.043
4-Nitroaniline	ND	2.0	ug/L	0.47
4,6-Dinitro-2-methylphenol	ND	5.0	ug/L	0.27
N-Nitrosodiphenylamine	ND	1.0	ug/L	0.46
4-Bromophenyl phenyl ether	ND	2.0	ug/L	0.52
Hexachlorobenzene	ND	0.20	ug/L	0.065
Pentachlorophenol	ND	5.0	ug/L	0.48
Phenanthrene	ND	0.20	ug/L	0.087
Anthracene	ND	0.20	ug/L	0.054
Carbazole	ND	1.0	ug/L	0.54
Di-n-butyl phthalate	ND	1.0	ug/L	0.61
Fluoranthene	ND	0.20	ug/L	0.036
Pyrene	ND	0.20	ug/L	0.048
Butyl benzyl phthalate	ND	1.0	ug/L	0.51
3,3'-Dichlorobenzidine	ND	5.0	ug/L	0.48
Benzo(a)anthracene	ND	0.20	ug/L	0.052
Chrysene	ND	0.20	ug/L	0.048
bis(2-Ethylhexyl) phthalate	**0.91 J,B**	**10**	**ug/L**	**0.88**
Di-n-octyl phthalate	ND	1.0	ug/L	0.39
Benzo(b)fluoranthene	ND	0.20	ug/L	0.049
Benzo(k)fluoranthene	ND	0.20	ug/L	0.049
Benzo(a)pyrene	ND	0.20	ug/L	0.048
Indeno(1,2,3-cd)pyrene	ND	0.20	ug/L	0.065
Dibenz(a,h)anthracene	ND	0.20	ug/L	0.039
Benzo(ghi)perylene	ND	0.20	ug/L	0.053

(Continued on next page)

Environmental Quality Mgt., Inc.

Client Sample ID: FWGCBPmw-006C-0523-GW

GC/MS Semivolatiles

Lot-Sample #...: A7J100103-015 Work Order #...: J8KQJ1AC Matrix.....: WG

SURROGATE	PERCENT RECOVERY	RECOVERY LIMITS
Nitrobenzene-d5	68	(32 - 112)
2-Fluorobiphenyl	63	(30 - 110)
Terphenyl-d14	77	(51 - 135)
Phenol-d5	57	(10 - 117)
2-Fluorophenol	36	(19 - 108)
2,4,6-Tribromophenol	57	(42 - 124)

NOTE(S):

J Estimated result. Result is less than RL.

B Method blank contamination. The associated method blank contains the target analyte at a reportable level.

Environmental Quality Mgt., Inc.

Client Sample ID: FWGLL4mw-198C-0543-GW

GC/MS Semivolatiles

Lot-Sample #...: A7J100103-017 **Work Order #...:** J8KQL1AC **Matrix.....:** WG
Date Sampled...: 10/09/07 14:25 **Date Received..:** 10/10/07
Prep Date.....: 10/12/07 **Analysis Date..:** 10/18/07
Prep Batch #...: 7284259
Dilution Factor: 1 **Initial Wgt/Vol:** 1000 mL **Final Wgt/Vol..:** 2 mL
Method.....: SW846 8270C

PARAMETER	RESULT	REPORTING LIMIT	UNITS	MDL
Benzoic acid	ND	10	ug/L	4.4
Benzyl alcohol	ND	5.0	ug/L	0.49
Phenol	ND	1.0	ug/L	0.96
bis(2-Chloroethyl)-ether	ND	1.0	ug/L	0.088
2-Chlorophenol	ND	1.0	ug/L	0.039
1,3-Dichlorobenzene	ND	1.0	ug/L	0.53
1,4-Dichlorobenzene	ND	1.0	ug/L	0.52
1,2-Dichlorobenzene	ND	1.0	ug/L	0.59
2-Methylphenol	ND	1.0	ug/L	0.56
2,2'-oxybis(1-Chloro-propane)	ND	1.0	ug/L	0.52
4-Methylphenol	ND	1.0	ug/L	0.64
N-Nitrosodi-n-propyl-amine	ND	1.0	ug/L	0.53
Hexachloroethane	ND	1.0	ug/L	0.58
Nitrobenzene	ND	1.0	ug/L	0.053
Isophorone	ND	1.0	ug/L	0.50
2-Nitrophenol	ND	2.0	ug/L	1.3
2,4-Dimethylphenol	ND	2.0	ug/L	0.56
bis(2-Chloroethoxy) methane	ND	1.0	ug/L	0.49
2,4-Dichlorophenol	ND	2.0	ug/L	1.1
1,2,4-Trichloro-benzene	ND	1.0	ug/L	0.59
Naphthalene	ND	0.20	ug/L	0.069
4-Chloroaniline	ND	2.0	ug/L	0.56
Hexachlorobutadiene	ND	1.0	ug/L	0.51
4-Chloro-3-methylphenol	ND	2.0	ug/L	0.41
2-Methylnaphthalene	ND	0.20	ug/L	0.061
Hexachlorocyclopenta-diene	ND	10	ug/L	0.74
2,4,6-Trichloro-phenol	ND	5.0	ug/L	1.4
2,4,5-Trichloro-phenol	ND	5.0	ug/L	0.96
2-Chloronaphthalene	ND	1.0	ug/L	0.62
2-Nitroaniline	ND	2.0	ug/L	0.43

(Continued on next page)

Environmental Quality Mgt., Inc.

Client Sample ID: FWGLL4mw-198C-0543-GW

GC/MS Semivolatiles

Lot-Sample #...: A7J100103-017 **Work Order #...:** J8KQL1AC **Matrix.....:** WG

PARAMETER	RESULT	REPORTING LIMIT	UNITS	MDL
Dimethyl phthalate	ND	1.0	ug/L	0.44
Acenaphthylene	ND	0.20	ug/L	0.054
2,6-Dinitrotoluene	ND	5.0	ug/L	0.47
3-Nitroaniline	ND	2.0	ug/L	0.67
Acenaphthene	ND	0.20	ug/L	0.054
2,4-Dinitrophenol	ND	5.0	ug/L	3.5
4-Nitrophenol	ND	5.0	ug/L	0.63
Dibenzofuran	ND	1.0	ug/L	0.54
2,4-Dinitrotoluene	ND	5.0	ug/L	0.40
Diethyl phthalate	ND	1.0	ug/L	0.63
4-Chlorophenyl phenyl ether	ND	2.0	ug/L	0.55
Fluorene	ND	0.20	ug/L	0.043
4-Nitroaniline	ND	2.0	ug/L	0.47
4,6-Dinitro-2-methylphenol	ND	5.0	ug/L	0.27
N-Nitrosodiphenylamine	ND	1.0	ug/L	0.46
4-Bromophenyl phenyl ether	ND	2.0	ug/L	0.52
Hexachlorobenzene	ND	0.20	ug/L	0.065
Pentachlorophenol	ND	5.0	ug/L	0.48
Phenanthrene	ND	0.20	ug/L	0.087
Anthracene	ND	0.20	ug/L	0.054
Carbazole	ND	1.0	ug/L	0.54
Di-n-butyl phthalate	ND	1.0	ug/L	0.61
Fluoranthene	ND	0.20	ug/L	0.036
Pyrene	ND	0.20	ug/L	0.048
Butyl benzyl phthalate	ND	1.0	ug/L	0.51
3,3'-Dichlorobenzidine	ND	5.0	ug/L	0.48
Benzo(a)anthracene	ND	0.20	ug/L	0.052
Chrysene	ND	0.20	ug/L	0.048
bis(2-Ethylhexyl) phthalate	ND	10	ug/L	0.88
Di-n-octyl phthalate	ND	1.0	ug/L	0.39
Benzo(b)fluoranthene	ND	0.20	ug/L	0.049
Benzo(k)fluoranthene	ND	0.20	ug/L	0.049
Benzo(a)pyrene	ND	0.20	ug/L	0.048
Indeno(1,2,3-cd)pyrene	ND	0.20	ug/L	0.065
Dibenz(a,h)anthracene	ND	0.20	ug/L	0.039
Benzo(ghi)perylene	ND	0.20	ug/L	0.053

(Continued on next page)

Environmental Quality Mgt., Inc.

Client Sample ID: FWGLL4mw-198C-0543-GW

GC/MS Semivolatiles

Lot-Sample #...: A7J100103-017 Work Order #...: J8KQL1AC Matrix.....: WG

SURROGATE	PERCENT RECOVERY	RECOVERY LIMITS
Nitrobenzene-d5	66	(32 - 112)
2-Fluorobiphenyl	60	(30 - 110)
Terphenyl-d14	82	(51 - 135)
Phenol-d5	58	(10 - 117)
2-Fluorophenol	38	(19 - 108)
2,4,6-Tribromophenol	66	(42 - 124)

Environmental Quality Mgt., Inc.

Client Sample ID: FWGLL4mw-199C-0544-GW

GC/MS Semivolatiles

Lot-Sample #...: A7J100103-019 **Work Order #...:** J8KQP1AC **Matrix.....:** WG
Date Sampled...: 10/09/07 16:20 **Date Received..:** 10/10/07
Prep Date.....: 10/12/07 **Analysis Date..:** 10/18/07
Prep Batch #...: 7284259
Dilution Factor: 1 **Initial Wgt/Vol:** 1030 mL **Final Wgt/Vol..:** 2 mL
Method.....: SW846 8270C

PARAMETER	RESULT	REPORTING LIMIT	UNITS	MDL
Benzoic acid	ND	10	ug/L	4.4
Benzyl alcohol	ND	5.0	ug/L	0.49
Phenol	ND	1.0	ug/L	0.96
bis(2-Chloroethyl)-ether	ND	1.0	ug/L	0.088
2-Chlorophenol	ND	1.0	ug/L	0.039
1,3-Dichlorobenzene	ND	1.0	ug/L	0.53
1,4-Dichlorobenzene	ND	1.0	ug/L	0.52
1,2-Dichlorobenzene	ND	1.0	ug/L	0.59
2-Methylphenol	ND	1.0	ug/L	0.56
2,2'-oxybis(1-Chloro-propane)	ND	1.0	ug/L	0.52
4-Methylphenol	ND	1.0	ug/L	0.64
N-Nitrosodi-n-propyl-amine	ND	1.0	ug/L	0.53
Hexachloroethane	ND	1.0	ug/L	0.58
Nitrobenzene	ND	1.0	ug/L	0.053
Isophorone	ND	1.0	ug/L	0.50
2-Nitrophenol	ND	2.0	ug/L	1.3
2,4-Dimethylphenol	ND	2.0	ug/L	0.56
bis(2-Chloroethoxy) methane	ND	1.0	ug/L	0.49
2,4-Dichlorophenol	ND	2.0	ug/L	1.1
1,2,4-Trichloro-benzene	ND	1.0	ug/L	0.59
Naphthalene	ND	0.20	ug/L	0.069
4-Chloroaniline	ND	2.0	ug/L	0.56
Hexachlorobutadiene	ND	1.0	ug/L	0.51
4-Chloro-3-methylphenol	ND	2.0	ug/L	0.41
2-Methylnaphthalene	ND	0.20	ug/L	0.061
Hexachlorocyclopenta-diene	ND	10	ug/L	0.74
2,4,6-Trichloro-phenol	ND	5.0	ug/L	1.4
2,4,5-Trichloro-phenol	ND	5.0	ug/L	0.96
2-Chloronaphthalene	ND	1.0	ug/L	0.62
2-Nitroaniline	ND	2.0	ug/L	0.43

(Continued on next page)

Environmental Quality Mgt., Inc.

Client Sample ID: FWGLL4mw-199C-0544-GW

GC/MS Semivolatiles

Lot-Sample #...: A7J100103-019 Work Order #...: J8KQP1AC Matrix.....: WG

PARAMETER	RESULT	REPORTING LIMIT	UNITS	MDL
Dimethyl phthalate	ND	1.0	ug/L	0.44
Acenaphthylene	ND	0.20	ug/L	0.054
2,6-Dinitrotoluene	ND	5.0	ug/L	0.47
3-Nitroaniline	ND	2.0	ug/L	0.67
Acenaphthene	ND	0.20	ug/L	0.054
2,4-Dinitrophenol	ND	5.0	ug/L	3.5
4-Nitrophenol	ND	5.0	ug/L	0.63
Dibenzofuran	ND	1.0	ug/L	0.54
2,4-Dinitrotoluene	ND	5.0	ug/L	0.40
Diethyl phthalate	ND	1.0	ug/L	0.63
4-Chlorophenyl phenyl ether	ND	2.0	ug/L	0.55
Fluorene	ND	0.20	ug/L	0.043
4-Nitroaniline	ND	2.0	ug/L	0.47
4,6-Dinitro-2-methylphenol	ND	5.0	ug/L	0.27
N-Nitrosodiphenylamine	ND	1.0	ug/L	0.46
4-Bromophenyl phenyl ether	ND	2.0	ug/L	0.52
Hexachlorobenzene	ND	0.20	ug/L	0.065
Pentachlorophenol	ND	5.0	ug/L	0.48
Phenanthrene	ND	0.20	ug/L	0.087
Anthracene	ND	0.20	ug/L	0.054
Carbazole	ND	1.0	ug/L	0.54
Di-n-butyl phthalate	ND	1.0	ug/L	0.61
Fluoranthene	ND	0.20	ug/L	0.036
Pyrene	ND	0.20	ug/L	0.048
Butyl benzyl phthalate	ND	1.0	ug/L	0.51
3,3'-Dichlorobenzidine	ND	5.0	ug/L	0.48
Benzo(a)anthracene	ND	0.20	ug/L	0.052
Chrysene	ND	0.20	ug/L	0.048
bis(2-Ethylhexyl) phthalate	**1.3 J,B**	**10**	**ug/L**	**0.88**
Di-n-octyl phthalate	ND	1.0	ug/L	0.39
Benzo(b)fluoranthene	ND	0.20	ug/L	0.049
Benzo(k)fluoranthene	ND	0.20	ug/L	0.049
Benzo(a)pyrene	ND	0.20	ug/L	0.048
Indeno(1,2,3-cd)pyrene	ND	0.20	ug/L	0.065
Dibenz(a,h)anthracene	ND	0.20	ug/L	0.039
Benzo(ghi)perylene	ND	0.20	ug/L	0.053

(Continued on next page)

Environmental Quality Mgt., Inc.

Client Sample ID: FWGLL4mw-199C-0544-GW

GC/MS Semivolatiles

Lot-Sample #...: A7J100103-019 **Work Order #...:** J8KQP1AC **Matrix.....:** WG

SURROGATE	PERCENT RECOVERY	RECOVERY LIMITS
Nitrobenzene-d5	65	(32 - 112)
2-Fluorobiphenyl	57	(30 - 110)
Terphenyl-d14	80	(51 - 135)
Phenol-d5	59	(10 - 117)
2-Fluorophenol	42	(19 - 108)
2,4,6-Tribromophenol	67	(42 - 124)

NOTE(S):

J Estimated result. Result is less than RL.

B Method blank contamination. The associated method blank contains the target analyte at a reportable level.

Environmental Quality Mgt., Inc.

Client Sample ID: FWGLL1mw-080C-0536-GW

GC/MS Semivolatiles

Lot-Sample #...: A7J100103-021	**Work Order #...:** J8KQT1AC	**Matrix.....:** WG	
Date Sampled...: 10/08/07 17:00	**Date Received..:** 10/10/07		
Prep Date.....: 10/12/07	**Analysis Date..:** 10/18/07		
Prep Batch #...: 7284259			
Dilution Factor: 1	**Initial Wgt/Vol:** 1010 mL	**Final Wgt/Vol..:** 2 mL	
	Method.....: SW846 8270C		

PARAMETER	RESULT	REPORTING LIMIT	UNITS	MDL
Benzoic acid	ND	10	ug/L	4.4
Benzyl alcohol	ND	5.0	ug/L	0.49
Phenol	ND	1.0	ug/L	0.96
bis(2-Chloroethyl)-ether	ND	1.0	ug/L	0.088
2-Chlorophenol	ND	1.0	ug/L	0.039
1,3-Dichlorobenzene	ND	1.0	ug/L	0.53
1,4-Dichlorobenzene	ND	1.0	ug/L	0.52
1,2-Dichlorobenzene	ND	1.0	ug/L	0.59
2-Methylphenol	ND	1.0	ug/L	0.56
2,2'-oxybis(1-Chloro-propane)	ND	1.0	ug/L	0.52
4-Methylphenol	ND	1.0	ug/L	0.64
N-Nitrosodi-n-propyl-amine	ND	1.0	ug/L	0.53
Hexachloroethane	ND	1.0	ug/L	0.58
Nitrobenzene	ND	1.0	ug/L	0.053
Isophorone	ND	1.0	ug/L	0.50
2-Nitrophenol	ND	2.0	ug/L	1.3
2,4-Dimethylphenol	ND	2.0	ug/L	0.56
bis(2-Chloroethoxy) methane	ND	1.0	ug/L	0.49
2,4-Dichlorophenol	ND	2.0	ug/L	1.1
1,2,4-Trichloro-benzene	ND	1.0	ug/L	0.59
Naphthalene	ND	0.20	ug/L	0.069
4-Chloroaniline	ND	2.0	ug/L	0.56
Hexachlorobutadiene	ND	1.0	ug/L	0.51
4-Chloro-3-methylphenol	ND	2.0	ug/L	0.41
2-Methylnaphthalene	ND	0.20	ug/L	0.061
Hexachlorocyclopenta-diene	ND	10	ug/L	0.74
2,4,6-Trichloro-phenol	ND	5.0	ug/L	1.4
2,4,5-Trichloro-phenol	ND	5.0	ug/L	0.96
2-Chloronaphthalene	ND	1.0	ug/L	0.62
2-Nitroaniline	ND	2.0	ug/L	0.43

(Continued on next page)

Environmental Quality Mgt., Inc.

Client Sample ID: FWGLL1mw-080C-0536-GW

GC/MS Semivolatiles

Lot-Sample #...: A7J100103-021 Work Order #...: J8KQT1AC Matrix.....: WG

PARAMETER	RESULT	REPORTING LIMIT	UNITS	MDL
Dimethyl phthalate	ND	1.0	ug/L	0.44
Acenaphthylene	ND	0.20	ug/L	0.054
2,6-Dinitrotoluene	ND	5.0	ug/L	0.47
3-Nitroaniline	ND	2.0	ug/L	0.67
Acenaphthene	ND	0.20	ug/L	0.054
2,4-Dinitrophenol	ND	5.0	ug/L	3.5
4-Nitrophenol	ND	5.0	ug/L	0.63
Dibenzofuran	ND	1.0	ug/L	0.54
2,4-Dinitrotoluene	ND	5.0	ug/L	0.40
Diethyl phthalate	ND	1.0	ug/L	0.63
4-Chlorophenyl phenyl ether	ND	2.0	ug/L	0.55
Fluorene	ND	0.20	ug/L	0.043
4-Nitroaniline	ND	2.0	ug/L	0.47
4,6-Dinitro-2-methylphenol	ND	5.0	ug/L	0.27
N-Nitrosodiphenylamine	ND	1.0	ug/L	0.46
4-Bromophenyl phenyl ether	ND	2.0	ug/L	0.52
Hexachlorobenzene	ND	0.20	ug/L	0.065
Pentachlorophenol	ND	5.0	ug/L	0.48
Phenanthrene	ND	0.20	ug/L	0.087
Anthracene	ND	0.20	ug/L	0.054
Carbazole	ND	1.0	ug/L	0.54
Di-n-butyl phthalate	ND	1.0	ug/L	0.61
Fluoranthene	ND	0.20	ug/L	0.036
Pyrene	ND	0.20	ug/L	0.048
Butyl benzyl phthalate	ND	1.0	ug/L	0.51
3,3'-Dichlorobenzidine	ND	5.0	ug/L	0.48
Benzo(a)anthracene	ND	0.20	ug/L	0.052
Chrysene	ND	0.20	ug/L	0.048
bis(2-Ethylhexyl) phthalate	ND	10	ug/L	0.88
Di-n-octyl phthalate	ND	1.0	ug/L	0.39
Benzo(b)fluoranthene	ND	0.20	ug/L	0.049
Benzo(k)fluoranthene	ND	0.20	ug/L	0.049
Benzo(a)pyrene	ND	0.20	ug/L	0.048
Indeno(1,2,3-cd)pyrene	ND	0.20	ug/L	0.065
Dibenz(a,h)anthracene	ND	0.20	ug/L	0.039
Benzo(ghi)perylene	ND	0.20	ug/L	0.053

(Continued on next page)

Environmental Quality Mgt., Inc.

Client Sample ID: FWGLL1mw-080C-0536-GW

GC/MS Semivolatiles

Lot-Sample #...: A7J100103-021 **Work Order #...:** J8KQT1AC **Matrix.....:** WG

SURROGATE	PERCENT RECOVERY	RECOVERY LIMITS
Nitrobenzene-d5	40	(32 - 112)
2-Fluorobiphenyl	46	(30 - 110)
Terphenyl-d14	80	(51 - 135)
Phenol-d5	43	(10 - 117)
2-Fluorophenol	20	(19 - 108)
2,4,6-Tribromophenol	61	(42 - 124)

Environmental Quality Mgt., Inc.

Client Sample ID: FWGRQLmw-009C-0547-GW

GC/MS Semivolatiles

Lot-Sample #...: A7J100103-024	**Work Order #...:** J8KQX1AC	**Matrix.....:** WG	
Date Sampled...: 10/09/07 09:30	**Date Received..:** 10/10/07		
Prep Date.....: 10/12/07	**Analysis Date..:** 10/18/07		
Prep Batch #...: 7284259			
Dilution Factor: 1	**Initial Wgt/Vol:** 970 mL	**Final Wgt/Vol..:** 2 mL	
	Method.....: SW846 8270C		

PARAMETER	RESULT	REPORTING LIMIT	UNITS	MDL
Benzoic acid	ND	10	ug/L	4.4
Benzyl alcohol	ND	5.0	ug/L	0.49
Phenol	ND	1.0	ug/L	0.96
bis(2-Chloroethyl)-ether	ND	1.0	ug/L	0.088
2-Chlorophenol	ND	1.0	ug/L	0.039
1,3-Dichlorobenzene	ND	1.0	ug/L	0.53
1,4-Dichlorobenzene	ND	1.0	ug/L	0.52
1,2-Dichlorobenzene	ND	1.0	ug/L	0.59
2-Methylphenol	ND	1.0	ug/L	0.56
2,2'-oxybis(1-Chloro-propane)	ND	1.0	ug/L	0.52
4-Methylphenol	ND	1.0	ug/L	0.64
N-Nitrosodi-n-propyl-amine	ND	1.0	ug/L	0.53
Hexachloroethane	ND	1.0	ug/L	0.58
Nitrobenzene	ND	1.0	ug/L	0.053
Isophorone	ND	1.0	ug/L	0.50
2-Nitrophenol	ND	2.0	ug/L	1.3
2,4-Dimethylphenol	ND	2.0	ug/L	0.56
bis(2-Chloroethoxy) methane	ND	1.0	ug/L	0.49
2,4-Dichlorophenol	ND	2.0	ug/L	1.1
1,2,4-Trichloro-benzene	ND	1.0	ug/L	0.59
Naphthalene	ND	0.20	ug/L	0.069
4-Chloroaniline	ND	2.0	ug/L	0.56
Hexachlorobutadiene	ND	1.0	ug/L	0.51
4-Chloro-3-methylphenol	ND	2.0	ug/L	0.41
2-Methylnaphthalene	ND	0.20	ug/L	0.061
Hexachlorocyclopenta-diene	ND	10	ug/L	0.74
2,4,6-Trichloro-phenol	ND	5.0	ug/L	1.4
2,4,5-Trichloro-phenol	ND	5.0	ug/L	0.96
2-Chloronaphthalene	ND	1.0	ug/L	0.62
2-Nitroaniline	ND	2.0	ug/L	0.43

(Continued on next page)

Environmental Quality Mgt., Inc.

Client Sample ID: FWGRQLmw-009C-0547-GW

GC/MS Semivolatiles

Lot-Sample #...: A7J100103-024 Work Order #...: J8KQX1AC Matrix.....: WG

PARAMETER	RESULT	REPORTING LIMIT	UNITS	MDL
Dimethyl phthalate	ND	1.0	ug/L	0.44
Acenaphthylene	ND	0.20	ug/L	0.054
2,6-Dinitrotoluene	ND	5.0	ug/L	0.47
3-Nitroaniline	ND	2.0	ug/L	0.67
Acenaphthene	ND	0.20	ug/L	0.054
2,4-Dinitrophenol	ND	5.0	ug/L	3.5
4-Nitrophenol	ND	5.0	ug/L	0.63
Dibenzofuran	ND	1.0	ug/L	0.54
2,4-Dinitrotoluene	ND	5.0	ug/L	0.40
Diethyl phthalate	ND	1.0	ug/L	0.63
4-Chlorophenyl-phenyl ether	ND	2.0	ug/L	0.55
Fluorene	ND	0.20	ug/L	0.043
4-Nitroaniline	ND	2.0	ug/L	0.47
4,6-Dinitro-2-methylphenol	ND	5.0	ug/L	0.27
N-Nitrosodiphenylamine	ND	1.0	ug/L	0.46
4-Bromophenyl phenyl ether	ND	2.0	ug/L	0.52
Hexachlorobenzene	ND	0.20	ug/L	0.065
Pentachlorophenol	ND	5.0	ug/L	0.48
Phenanthrene	ND	0.20	ug/L	0.087
Anthracene	ND	0.20	ug/L	0.054
Carbazole	ND	1.0	ug/L	0.54
Di-n-butyl phthalate	ND	1.0	ug/L	0.61
Fluoranthene	ND	0.20	ug/L	0.036
Pyrene	ND	0.20	ug/L	0.048
Butyl benzyl phthalate	ND	1.0	ug/L	0.51
3,3'-Dichlorobenzidine	ND	5.0	ug/L	0.48
Benzo(a)anthracene	ND	0.20	ug/L	0.052
Chrysene	ND	0.20	ug/L	0.048
bis(2-Ethylhexyl) phthalate	ND	10	ug/L	0.88
Di-n-octyl phthalate	ND	1.0	ug/L	0.39
Benzo(b)fluoranthene	ND	0.20	ug/L	0.049
Benzo(k)fluoranthene	ND	0.20	ug/L	0.049
Benzo(a)pyrene	ND	0.20	ug/L	0.048
Indeno(1,2,3-cd)pyrene	ND	0.20	ug/L	0.065
Dibenz(a,h)anthracene	ND	0.20	ug/L	0.039
Benzo(ghi)perylene	ND	0.20	ug/L	0.053

(Continued on next page)

Environmental Quality Mgt., Inc.

Client Sample ID: FWGRQLmw-009C-0547-GW

GC/MS Semivolatiles

Lot-Sample #...: A7J100103-024 **Work Order #...:** J8KQX1AC **Matrix.....:** WG

SURROGATE	PERCENT RECOVERY	RECOVERY LIMITS
Nitrobenzene-d5	55	(32 - 112)
2-Fluorobiphenyl	56	(30 - 110)
Terphenyl-d14	82	(51 - 135)
Phenol-d5	52	(10 - 117)
2-Fluorophenol	27	(19 - 108)
2,4,6-Tribromophenol	72	(42 - 124)

Environmental Quality Mgt., Inc.

Client Sample ID: FWGRQLmw-DUP3-0553-GW

GC/MS Semivolatiles

Lot-Sample #...: A7J100103-026 **Work Order #...:** J8KQ11AC **Matrix.....:** WG
Date Sampled...: 10/09/07 10:30 **Date Received..:** 10/10/07
Prep Date.....: 10/12/07 **Analysis Date..:** 10/18/07
Prep Batch #...: 7284259
Dilution Factor: 1 **Initial Wgt/Vol:** 950 mL **Final Wgt/Vol..:** 2 mL
Method.....: SW846 8270C

PARAMETER	RESULT	REPORTING LIMIT	UNITS	MDL
Benzoic acid	ND	10	ug/L	4.4
Benzyl alcohol	ND	5.0	ug/L	0.49
Phenol	ND	1.0	ug/L	0.96
bis(2-Chloroethyl)-ether	ND	1.0	ug/L	0.088
2-Chlorophenol	ND	1.0	ug/L	0.039
1,3-Dichlorobenzene	ND	1.0	ug/L	0.53
1,4-Dichlorobenzene	ND	1.0	ug/L	0.52
1,2-Dichlorobenzene	ND	1.0	ug/L	0.59
2-Methylphenol	ND	1.0	ug/L	0.56
2,2'-oxybis(1-Chloro-propane)	ND	1.0	ug/L	0.52
4-Methylphenol	ND	1.0	ug/L	0.64
N-Nitrosodi-n-propyl-amine	ND	1.0	ug/L	0.53
Hexachloroethane	ND	1.0	ug/L	0.58
Nitrobenzene	ND	1.0	ug/L	0.053
Isophorone	ND	1.0	ug/L	0.50
2-Nitrophenol	ND	2.0	ug/L	1.3
2,4-Dimethylphenol	ND	2.0	ug/L	0.56
bis(2-Chloroethoxy) methane	ND	1.0	ug/L	0.49
2,4-Dichlorophenol	ND	2.0	ug/L	1.1
1,2,4-Trichloro-benzene	ND	1.0	ug/L	0.59
Naphthalene	ND	0.20	ug/L	0.069
4-Chloroaniline	ND	2.0	ug/L	0.56
Hexachlorobutadiene	ND	1.0	ug/L	0.51
4-Chloro-3-methylphenol	ND	2.0	ug/L	0.41
2-Methylnaphthalene	ND	0.20	ug/L	0.061
Hexachlorocyclopenta-diene	ND	10	ug/L	0.74
2,4,6-Trichloro-phenol	ND	5.0	ug/L	1.4
2,4,5-Trichloro-phenol	ND	5.0	ug/L	0.96
2-Chloronaphthalene	ND	1.0	ug/L	0.62
2-Nitroaniline	ND	2.0	ug/L	0.43

(Continued on next page)

Environmental Quality Mgt., Inc.

Client Sample ID: FWGRQLmw-DUP3-0553-GW

GC/MS Semivolatiles

Lot-Sample #...: A7J100103-026 Work Order #...: J8KQ11AC Matrix.....: WG

PARAMETER	RESULT	REPORTING LIMIT	UNITS	MDL
Dimethyl phthalate	ND	1.0	ug/L	0.44
Acenaphthylene	ND	0.20	ug/L	0.054
2,6-Dinitrotoluene	ND	5.0	ug/L	0.47
3-Nitroaniline	ND	2.0	ug/L	0.67
Acenaphthene	ND	0.20	ug/L	0.054
2,4-Dinitrophenol	ND	5.0	ug/L	3.5
4-Nitrophenol	ND	5.0	ug/L	0.63
Dibenzofuran	ND	1.0	ug/L	0.54
2,4-Dinitrotoluene	ND	5.0	ug/L	0.40
Diethyl phthalate	ND	1.0	ug/L	0.63
4-Chlorophenyl phenyl ether	ND	2.0	ug/L	0.55
Fluorene	ND	0.20	ug/L	0.043
4-Nitroaniline	ND	2.0	ug/L	0.47
4,6-Dinitro-2-methylphenol	ND	5.0	ug/L	0.27
N-Nitrosodiphenylamine	ND	1.0	ug/L	0.46
4-Bromophenyl phenyl ether	ND	2.0	ug/L	0.52
Hexachlorobenzene	ND	0.20	ug/L	0.065
Pentachlorophenol	ND	5.0	ug/L	0.48
Phenanthrene	ND	0.20	ug/L	0.087
Anthracene	ND	0.20	ug/L	0.054
Carbazole	ND	1.0	ug/L	0.54
Di-n-butyl phthalate	ND	1.0	ug/L	0.61
Fluoranthene	ND	0.20	ug/L	0.036
Pyrene	ND	0.20	ug/L	0.048
Butyl benzyl phthalate	ND	1.0	ug/L	0.51
3,3'-Dichlorobenzidine	ND	5.0	ug/L	0.48
Benzo(a)anthracene	ND	0.20	ug/L	0.052
Chrysene	ND	0.20	ug/L	0.048
bis(2-Ethylhexyl) phthalate	ND	10	ug/L	0.88
Di-n-octyl phthalate	ND	1.0	ug/L	0.39
Benzo(b)fluoranthene	ND	0.20	ug/L	0.049
Benzo(k)fluoranthene	ND	0.20	ug/L	0.049
Benzo(a)pyrene	ND	0.20	ug/L	0.048
Indeno(1,2,3-cd)pyrene	ND	0.20	ug/L	0.065
Dibenz(a,h)anthracene	ND	0.20	ug/L	0.039
Benzo(ghi)perylene	ND	0.20	ug/L	0.053

(Continued on next page)

Environmental Quality Mgt., Inc.

Client Sample ID: FWGRQLmw-DUP3-0553-GW

GC/MS Semivolatiles

Lot-Sample #...: A7J100103-026 Work Order #...: J8KQ11AC Matrix.....: WG

SURROGATE	PERCENT RECOVERY	RECOVERY LIMITS
Nitrobenzene-d5	56	(32 - 112)
2-Fluorobiphenyl	53	(30 - 110)
Terphenyl-d14	74	(51 - 135)
Phenol-d5	53	(10 - 117)
2-Fluorophenol	38	(19 - 108)
2,4,6-Tribromophenol	63	(42 - 124)

Environmental Quality Mgt., Inc.

Client Sample ID: FWGRQLmw-007C-0545-GW

GC/MS Semivolatiles

Lot-Sample #...: A7J100103-028 **Work Order #...:** J8KQ31AC **Matrix.....:** WG
Date Sampled...: 10/09/07 11:50 **Date Received..:** 10/10/07
Prep Date.....: 10/12/07 **Analysis Date..:** 10/18/07
Prep Batch #...: 7284259
Dilution Factor: 1 **Initial Wgt/Vol:** 880 mL **Final Wgt/Vol..:** 2 mL
Method.....: SW846 8270C

PARAMETER	RESULT	REPORTING LIMIT	UNITS	MDL
Benzoic acid	ND	10	ug/L	4.4
Benzyl alcohol	ND	5.0	ug/L	0.49
Phenol	ND	1.0	ug/L	0.96
bis(2-Chloroethyl) ether	ND	1.0	ug/L	0.088
2-Chlorophenol	ND	1.0	ug/L	0.039
1,3-Dichlorobenzene	ND	1.0	ug/L	0.53
1,4-Dichlorobenzene	ND	1.0	ug/L	0.52
1,2-Dichlorobenzene	ND	1.0	ug/L	0.59
2-Methylphenol	ND	1.0	ug/L	0.56
2,2'-oxybis(1-Chloro-propane)	ND	1.0	ug/L	0.52
4-Methylphenol	ND	1.0	ug/L	0.64
N-Nitrosodi-n-propyl-amine	ND	1.0	ug/L	0.53
Hexachloroethane	ND	1.0	ug/L	0.58
Nitrobenzene	ND	1.0	ug/L	0.053
Isophorone	ND	1.0	ug/L	0.50
2-Nitrophenol	ND	2.0	ug/L	1.3
2,4-Dimethylphenol	ND	2.0	ug/L	0.56
bis(2-Chloroethoxy) methane	ND	1.0	ug/L	0.49
2,4-Dichlorophenol	ND	2.0	ug/L	1.1
1,2,4-Trichloro-benzene	ND	1.0	ug/L	0.59
Naphthalene	ND	0.20	ug/L	0.069
4-Chloroaniline	ND	2.0	ug/L	0.56
Hexachlorobutadiene	ND	1.0	ug/L	0.51
4-Chloro-3-methylphenol	ND	2.0	ug/L	0.41
2-Methylnaphthalene	ND	0.20	ug/L	0.061
Hexachlorocyclopenta-diene	ND	10	ug/L	0.74
2,4,6-Trichloro-phenol	ND	5.0	ug/L	1.4
2,4,5-Trichloro-phenol	ND	5.0	ug/L	0.96
2-Chloronaphthalene	ND	1.0	ug/L	0.62
2-Nitroaniline	ND	2.0	ug/L	0.43

(Continued on next page)

Environmental Quality Mgt., Inc.

Client Sample ID: FWGRQLmw-007C-0545-GW

GC/MS Semivolatiles

Lot-Sample #...: A7J100103-028 Work Order #...: J8KQ31AC Matrix.....: WG

PARAMETER	RESULT	REPORTING LIMIT	UNITS	MDL
Dimethyl phthalate	ND	1.0	ug/L	0.44
Acenaphthylene	ND	0.20	ug/L	0.054
2,6-Dinitrotoluene	ND	5.0	ug/L	0.47
3-Nitroaniline	ND	2.0	ug/L	0.67
Acenaphthene	ND	0.20	ug/L	0.054
2,4-Dinitrophenol	ND	5.0	ug/L	3.5
4-Nitrophenol	ND	5.0	ug/L	0.63
Dibenzofuran	ND	1.0	ug/L	0.54
2,4-Dinitrotoluene	ND	5.0	ug/L	0.40
Diethyl phthalate	ND	1.0	ug/L	0.63
4-Chlorophenyl phenyl ether	ND	2.0	ug/L	0.55
Fluorene	ND	0.20	ug/L	0.043
4-Nitroaniline	ND	2.0	ug/L	0.47
4,6-Dinitro-2-methylphenol	ND	5.0	ug/L	0.27
N-Nitrosodiphenylamine	ND	1.0	ug/L	0.46
4-Bromophenyl phenyl ether	ND	2.0	ug/L	0.52
Hexachlorobenzene	ND	0.20	ug/L	0.065
Pentachlorophenol	ND	5.0	ug/L	0.48
Phenanthrene	ND	0.20	ug/L	0.087
Anthracene	ND	0.20	ug/L	0.054
Carbazole	ND	1.0	ug/L	0.54
Di-n-butyl phthalate	ND	1.0	ug/L	0.61
Fluoranthene	ND	0.20	ug/L	0.036
Pyrene	ND	0.20	ug/L	0.048
Butyl benzyl phthalate	ND	1.0	ug/L	0.51
3,3'-Dichlorobenzidine	ND	5.0	ug/L	0.48
Benzo(a)anthracene	ND	0.20	ug/L	0.052
Chrysene	ND	0.20	ug/L	0.048
bis(2-Ethylhexyl) phthalate	ND	10	ug/L	0.88
Di-n-octyl phthalate	ND	1.0	ug/L	0.39
Benzo(b)fluoranthene	ND	0.20	ug/L	0.049
Benzo(k)fluoranthene	ND	0.20	ug/L	0.049
Benzo(a)pyrene	ND	0.20	ug/L	0.048
Indeno(1,2,3-cd)pyrene	ND	0.20	ug/L	0.065
Dibenz(a,h)anthracene	ND	0.20	ug/L	0.039
Benzo(ghi)perylene	ND	0.20	ug/L	0.053

(Continued on next page)

Environmental Quality Mgt., Inc.

Client Sample ID: FWGRQLmw-007C-0545-GW

GC/MS Semivolatiles

Lot-Sample #...: A7J100103-028 **Work Order #...:** J8KQ31AC **Matrix.....:** WG

SURROGATE	PERCENT RECOVERY	RECOVERY LIMITS
Nitrobenzene-d5	45	(32 - 112)
2-Fluorobiphenyl	47	(30 - 110)
Terphenyl-d14	80	(51 - 135)
Phenol-d5	41	(10 - 117)
2-Fluorophenol	20	(19 - 108)
2,4,6-Tribromophenol	66	(42 - 124)

Environmental Quality Mgt., Inc.

Client Sample ID: FWGLL12mw-182C-0531-GW

GC/MS Semivolatiles

Lot-Sample #...:	A7J100103-030	**Work Order #...:**	J8KQ71AE	**Matrix.....:**	WG
Date Sampled...:	10/09/07 13:20	**Date Received..:**	10/10/07		
Prep Date.....:	10/12/07	**Analysis Date..:**	10/18/07		
Prep Batch #...:	7284259				
Dilution Factor:	1	**Initial Wgt/Vol:**	960 mL	**Final Wgt/Vol..:**	2 mL
		Method.....:	SW846 8270C		

PARAMETER	RESULT	REPORTING LIMIT	UNITS	MDL
Benzoic acid	ND	10	ug/L	4.4
Benzyl alcohol	ND	5.0	ug/L	0.49
Phenol	ND	1.0	ug/L	0.96
bis(2-Chloroethyl) ether	ND	1.0	ug/L	0.088
2-Chlorophenol	ND	1.0	ug/L	0.039
1,3-Dichlorobenzene	ND	1.0	ug/L	0.53
1,4-Dichlorobenzene	ND	1.0	ug/L	0.52
1,2-Dichlorobenzene	ND	1.0	ug/L	0.59
2-Methylphenol	ND	1.0	ug/L	0.56
2,2'-oxybis(1-Chloro-propane)	ND	1.0	ug/L	0.52
4-Methylphenol	ND	1.0	ug/L	0.64
N-Nitrosodi-n-propyl-amine	ND	1.0	ug/L	0.53
Hexachloroethane	ND	1.0	ug/L	0.58
Nitrobenzene	ND	1.0	ug/L	0.053
Isophorone	ND	1.0	ug/L	0.50
2-Nitrophenol	ND	2.0	ug/L	1.3
2,4-Dimethylphenol	ND	2.0	ug/L	0.56
bis(2-Chloroethoxy) methane	ND	1.0	ug/L	0.49
2,4-Dichlorophenol	ND	2.0	ug/L	1.1
1,2,4-Trichloro-benzene	ND	1.0	ug/L	0.59
Naphthalene	ND	0.20	ug/L	0.069
4-Chloroaniline	ND	2.0	ug/L	0.56
Hexachlorobutadiene	ND	1.0	ug/L	0.51
4-Chloro-3-methylphenol	ND	2.0	ug/L	0.41
2-Methylnaphthalene	ND	0.20	ug/L	0.061
Hexachlorocyclopenta-diene	ND	10	ug/L	0.74
2,4,6-Trichloro-phenol	ND	5.0	ug/L	1.4
2,4,5-Trichloro-phenol	ND	5.0	ug/L	0.96
2-Chloronaphthalene	ND	1.0	ug/L	0.62
2-Nitroaniline	ND	2.0	ug/L	0.43

(Continued on next page)

Environmental Quality Mgt., Inc.

Client Sample ID: FWGLL12mw-182C-0531-GW

GC/MS Semivolatiles

Lot-Sample #...: A7J100103-030 Work Order #...: J8KQ71AE Matrix.....: WG

PARAMETER	RESULT	REPORTING LIMIT	UNITS	MDL
Dimethyl phthalate	ND	1.0	ug/L	0.44
Acenaphthylene	ND	0.20	ug/L	0.054
2,6-Dinitrotoluene	ND	5.0	ug/L	0.47
3-Nitroaniline	ND	2.0	ug/L	0.67
Acenaphthene	ND	0.20	ug/L	0.054
2,4-Dinitrophenol	ND	5.0	ug/L	3.5
4-Nitrophenol	ND	5.0	ug/L	0.63
Dibenzofuran	ND	1.0	ug/L	0.54
2,4-Dinitrotoluene	ND	5.0	ug/L	0.40
Diethyl phthalate	ND	1.0	ug/L	0.63
4-Chlorophenyl phenyl ether	ND	2.0	ug/L	0.55
Fluorene	ND	0.20	ug/L	0.043
4-Nitroaniline	ND	2.0	ug/L	0.47
4,6-Dinitro-2-methylphenol	ND	5.0	ug/L	0.27
N-Nitrosodiphenylamine	ND	1.0	ug/L	0.46
4-Bromophenyl phenyl ether	ND	2.0	ug/L	0.52
Hexachlorobenzene	ND	0.20	ug/L	0.065
Pentachlorophenol	ND	5.0	ug/L	0.48
Phenanthrene	ND	0.20	ug/L	0.087
Anthracene	ND	0.20	ug/L	0.054
Carbazole	ND	1.0	ug/L	0.54
Di-n-butyl phthalate	ND	1.0	ug/L	0.61
Fluoranthene	ND	0.20	ug/L	0.036
Pyrene	ND	0.20	ug/L	0.048
Butyl benzyl phthalate	ND	1.0	ug/L	0.51
3,3'-Dichlorobenzidine	ND	5.0	ug/L	0.48
Benzo(a)anthracene	ND	0.20	ug/L	0.052
Chrysene	ND	0.20	ug/L	0.048
bis(2-Ethylhexyl) phthalate	**3.0 J,B**	**10**	**ug/L**	**0.88**
Di-n-octyl phthalate	ND	1.0	ug/L	0.39
Benzo(b)fluoranthene	ND	0.20	ug/L	0.049
Benzo(k)fluoranthene	ND	0.20	ug/L	0.049
Benzo(a)pyrene	ND	0.20	ug/L	0.048
Indeno(1,2,3-cd)pyrene	ND	0.20	ug/L	0.065
Dibenz(a,h)anthracene	ND	0.20	ug/L	0.039
Benzo(ghi)perylene	ND	0.20	ug/L	0.053

(Continued on next page)

Environmental Quality Mgt., Inc.

Client Sample ID: FWGLL12mw-182C-0531-GW

GC/MS Semivolatiles

Lot-Sample #...: A7J100103-030 Work Order #...: J8KQ71AE Matrix.....: WG

SURROGATE	PERCENT RECOVERY	RECOVERY LIMITS
Nitrobenzene-d5	69	(32 - 112)
2-Fluorobiphenyl	63	(30 - 110)
Terphenyl-d14	90	(51 - 135)
Phenol-d5	60	(10 - 117)
2-Fluorophenol	30	(19 - 108)
2,4,6-Tribromophenol	74	(42 - 124)

NOTE(S):

J Estimated result. Result is less than RL.

B Method blank contamination. The associated method blank contains the target analyte at a reportable level.

Environmental Quality Mgt., Inc.

Client Sample ID: FWGLL12mw-153C-0530-GW

GC/MS Semivolatiles

Lot-Sample #...: A7J100103-032 Work Order #...: J8KRF1AE Matrix.....: WG
Date Sampled...: 10/09/07 15:45 Date Received..: 10/10/07
Prep Date.....: 10/12/07 Analysis Date..: 10/18/07
Prep Batch #...: 7284259
Dilution Factor: 1 Initial Wgt/Vol: 940 mL Final Wgt/Vol..: 2 mL
Method.....: SW846 8270C

PARAMETER	RESULT	REPORTING LIMIT	UNITS	MDL
Benzoic acid	ND	10	ug/L	4.4
Benzyl alcohol	ND	5.0	ug/L	0.49
Phenol	ND	1.0	ug/L	0.96
bis(2-Chloroethyl)-ether	ND	1.0	ug/L	0.088
2-Chlorophenol	ND	1.0	ug/L	0.039
1,3-Dichlorobenzene	ND	1.0	ug/L	0.53
1,4-Dichlorobenzene	ND	1.0	ug/L	0.52
1,2-Dichlorobenzene	ND	1.0	ug/L	0.59
2-Methylphenol	ND	1.0	ug/L	0.56
2,2'-oxybis(1-Chloro-propane)	ND	1.0	ug/L	0.52
4-Methylphenol	ND	1.0	ug/L	0.64
N-Nitrosodi-n-propyl-amine	ND	1.0	ug/L	0.53
Hexachloroethane	ND	1.0	ug/L	0.58
Nitrobenzene	ND	1.0	ug/L	0.053
Isophorone	ND	1.0	ug/L	0.50
2-Nitrophenol	ND	2.0	ug/L	1.3
2,4-Dimethylphenol	ND	2.0	ug/L	0.56
bis(2-Chloroethoxy) methane	ND	1.0	ug/L	0.49
2,4-Dichlorophenol	ND	2.0	ug/L	1.1
1,2,4-Trichloro-benzene	ND	1.0	ug/L	0.59
Naphthalene	ND	0.20	ug/L	0.069
4-Chloroaniline	ND	2.0	ug/L	0.56
Hexachlorobutadiene	ND	1.0	ug/L	0.51
4-Chloro-3-methylphenol	ND	2.0	ug/L	0.41
2-Methylnaphthalene	ND	0.20	ug/L	0.061
Hexachlorocyclopenta-diene	ND	10	ug/L	0.74
2,4,6-Trichloro-phenol	ND	5.0	ug/L	1.4
2,4,5-Trichloro-phenol	ND	5.0	ug/L	0.96
2-Chloronaphthalene	ND	1.0	ug/L	0.62
2-Nitroaniline	ND	2.0	ug/L	0.43

(Continued on next page)

Environmental Quality Mgt., Inc.

Client Sample ID: FWGLL12mw-153C-0530-GW

GC/MS Semivolatiles

Lot-Sample #...: A7J100103-032 Work Order #...: J8KRF1AE Matrix.....: WG

PARAMETER	RESULT	REPORTING LIMIT	UNITS	MDL
Dimethyl phthalate	ND	1.0	ug/L	0.44
Acenaphthylene	ND	0.20	ug/L	0.054
2,6-Dinitrotoluene	ND	5.0	ug/L	0.47
3-Nitroaniline	ND	2.0	ug/L	0.67
Acenaphthene	ND	0.20	ug/L	0.054
2,4-Dinitrophenol	ND	5.0	ug/L	3.5
4-Nitrophenol	ND	5.0	ug/L	0.63
Dibenzofuran	ND	1.0	ug/L	0.54
2,4-Dinitrotoluene	ND	5.0	ug/L	0.40
Diethyl phthalate	ND	1.0	ug/L	0.63
4-Chlorophenyl phenyl ether	ND	2.0	ug/L	0.55
Fluorene	ND	0.20	ug/L	0.043
4-Nitroaniline	ND	2.0	ug/L	0.47
4,6-Dinitro-2-methylphenol	ND	5.0	ug/L	0.27
N-Nitrosodiphenylamine	ND	1.0	ug/L	0.46
4-Bromophenyl phenyl ether	ND	2.0	ug/L	0.52
Hexachlorobenzene	ND	0.20	ug/L	0.065
Pentachlorophenol	ND	5.0	ug/L	0.48
Phenanthrene	ND	0.20	ug/L	0.087
Anthracene	ND	0.20	ug/L	0.054
Carbazole	ND	1.0	ug/L	0.54
Di-n-butyl phthalate	ND	1.0	ug/L	0.61
Fluoranthene	ND	0.20	ug/L	0.036
Pyrene	ND	0.20	ug/L	0.048
Butyl benzyl phthalate	ND	1.0	ug/L	0.51
3,3'-Dichlorobenzidine	ND	5.0	ug/L	0.48
Benzo(a)anthracene	ND	0.20	ug/L	0.052
Chrysene	ND	0.20	ug/L	0.048
bis(2-Ethylhexyl) phthalate	ND	10	ug/L	0.88
Di-n-octyl phthalate	ND	1.0	ug/L	0.39
Benzo(b)fluoranthene	ND	0.20	ug/L	0.049
Benzo(k)fluoranthene	ND	0.20	ug/L	0.049
Benzo(a)pyrene	ND	0.20	ug/L	0.048
Indeno(1,2,3-cd)pyrene	ND	0.20	ug/L	0.065
Dibenz(a,h)anthracene	ND	0.20	ug/L	0.039
Benzo(ghi)perylene	ND	0.20	ug/L	0.053

(Continued on next page)

Environmental Quality Mgt., Inc.

Client Sample ID: FWGLL12mw-153C-0530-GW

GC/MS Semivolatiles

Lot-Sample #...: A7J100103-032 Work Order #...: J8KRF1AE Matrix.....: WG

SURROGATE	PERCENT RECOVERY	RECOVERY LIMITS
Nitrobenzene-d5	64	(32 - 112)
2-Fluorobiphenyl	55	(30 - 110)
Terphenyl-d14	79	(51 - 135)
Phenol-d5	58	(10 - 117)
2-Fluorophenol	43	(19 - 108)
2,4,6-Tribromophenol	63	(42 - 124)

STL North Canton

CONTINUING CALIBRATION COMPOUNDS

Instrument ID: a4hp8.i
Lab File ID: QCMRLCL.D
Analysis Type:
Lab Sample ID: qcmrlcl
Method: \\cansvr11\dd\chem\MSS\a4hp8.i\71018a.b\8270P.m

Injection Date: 18-OCT-2007 19:59
Init. Cal. Date(s): 16-OCT-2007 16-OCT-2007
Init. Cal. Times: 17:10 22:38
Quant Type: ISTD

COMPOUND	RRF / AMOUNT	RF3	CCAL RRF3	MIN RRF	%D / %DRIFT	MAX %D / %DRIFT	CURVE TYPE
9 Pyridine	1.73731	1.62930	1.62930	0.010	6.21724	50.00000	Averaged
10 N-Nitrosodimethylamine	1.10377	1.07582	1.07582	0.010	2.53231	50.00000	Averaged
11 Ethyl methacrylate	1.52345	1.56572	1.56572	0.010	-2.77432	50.00000	Averaged
12 3-Chloropropionitrile	0.82919	0.80185	0.80185	0.010	3.29644	50.00000	Averaged
13 Malononitrile	2.01347	1.90154	1.90154	0.010	5.55906	50.00000	Averaged
209 Benzaldehyde	1.31800	1.41443	1.41443	0.010	-7.31703	50.00000	Averaged
21 Aniline	2.60890	2.33368	2.33368	0.010	10.54901	50.00000	Averaged
22 Phenol	2.13458	2.05646	2.05646	0.010	3.65975	20.00000	Averaged
23 bis(2-Chloroethyl)ether	1.58044	1.49953	1.49953	0.010	5.11958	50.00000	Averaged
24 2-Chlorophenol	1.29852	1.28624	1.28624	0.010	0.94512	50.00000	Averaged
26 1,3-Dichlorobenzene	1.27169	1.26495	1.26495	0.010	0.53010	50.00000	Averaged
27 1,4-Dichlorobenzene	1.33326	1.28133	1.28133	0.010	3.89473	20.00000	Averaged
28 1,2-Dichlorobenzene	1.23818	1.20254	1.20254	0.010	2.87835	50.00000	Averaged
29 Benzyl Alcohol	1.01915	0.93799	0.93799	0.010	7.96322	50.00000	Averaged
30 2-Methylphenol	1.44264	1.32305	1.32305	0.010	8.29025	50.00000	Averaged
31 bis(2-Chloroisopropyl)ether	1.81898	1.69454	1.69454	0.010	6.84125	50.00000	Averaged
37 Acetophenone	2.12352	1.99561	1.99561	0.010	6.02345	50.00000	Averaged
32 N-Nitroso-di-n-propylamine	1.45528	1.38772	1.38772	0.050	4.64184	50.00000	Averaged
192 4-Methylphenol	1.49319	1.38835	1.38835	0.010	7.02081	50.00000	Averaged
34 Hexachloroethane	0.58668	0.59366	0.59366	0.010	-1.18935	50.00000	Averaged
35 Nitrobenzene	0.51751	0.51400	0.51400	0.010	0.67782	50.00000	Averaged
41 Isophorone	0.81723	0.79084	0.79084	0.010	3.23016	50.00000	Averaged
42 2-Nitrophenol	0.16993	0.16096	0.16096	0.010	5.27503	20.00000	Averaged
43 2,4-Dimethylphenol	0.42650	0.41126	0.41126	0.010	3.57331	50.00000	Averaged
44 bis(2-Chloroethoxy)methane	0.46118	0.45280	0.45280	0.010	1.81700	50.00000	Averaged
46 2,4-Toluenediamene	0.25474	0.19639	0.19639	0.010	22.90594	50.00000	Averaged
47 1,3,5-Trichlorobenzene	0.27314	0.27305	0.27305	0.010	0.03181	50.00000	Averaged
48 2,4-Dichlorophenol	0.25022	0.24202	0.24202	0.010	3.27582	20.00000	Averaged
49 Benzoic Acid	5.00000	3.68163	0.13321	0.010	26.36749	0.000e+000	Quadratic
50 1,2,4-Trichlorobenzene	0.25497	0.26022	0.26022	0.010	-2.06214	50.00000	Averaged
51 Naphthalene	0.97227	0.91872	0.91872	0.010	5.50734	50.00000	Averaged
52 4-Chloroaniline	0.39094	0.34692	0.34692	0.010	11.26081	50.00000	Averaged
56 Hexachlorobutadiene	0.16068	0.16210	0.16210	0.010	-0.88217	20.00000	Averaged
210 Caprolactam	2.50000	1.90341	0.08815	0.010	23.86373	0.000e+000	Quadratic
57 1,2,3-Trichlorobenzene	0.24767	0.24537	0.24537	0.010	0.92735	50.00000	Averaged
59 4-Chloro-3-Methylphenol	0.36523	0.34770	0.34770	0.010	4.80037	20.00000	Averaged
62 2-Methylnaphthalene	0.57310	0.53695	0.53695	0.010	6.30726	50.00000	Averaged
63 1-Methylnaphthalene	0.61043	0.57491	0.57491	0.010	5.81868	50.00000	Averaged
64 Hexachlorocyclopentadiene	2.50000	2.05544	0.26555	0.050	17.78242	0.000e+000	Quadratic
66 2,4,6-Trichlorophenol	0.33901	0.32820	0.32820	0.010	3.18940	20.00000	Averaged
67 2,4,5-Trichlorophenol	0.36766	0.36767	0.36767	0.010	-0.00265	50.00000	Averaged
211 1,1'-Biphenyl	1.49792	1.42335	1.42335	0.010	4.97819	50.00000	Averaged

STL North Canton

CONTINUING CALIBRATION COMPOUNDS

Instrument ID: a4hp8.i
Lab File ID: QCMRLCL.D
Analysis Type:
Lab Sample ID: qcmrlcl
Method: \\cansvr11\dd\chem\MSS\a4hp8.i\71018a.b\8270P.m

Injection Date: 18-OCT-2007 19:59
Init. Cal. Date(s): 16-OCT-2007 16-OCT-2007
Init. Cal. Times: 17:10 22:38
Quant Type: ISTD

COMPOUND	RRF / AMOUNT	RF3	CCAL RRF3	MIN RRF	%D / %DRIFT	MAX %D / %DRIFT	CURVE TYPE
68 1,2,3,5-Tetrachlorobenzene	0.53087	0.51236	0.51236	0.010	3.48570	50.00000	Averaged
70 2-Chloronaphthalene	1.03950	1.01645	1.01645	0.010	2.21780	50.00000	Averaged
73 2-Nitroaniline	0.51197	0.51125	0.51125	0.010	0.14146	50.00000	Averaged
74 1,2,3,4-Tetrachlorobenzene	0.49043	0.46227	0.46227	0.010	5.74176	50.00000	Averaged
76 Dimethylphthalate	1.23386	1.21383	1.21383	0.010	1.62337	50.00000	Averaged
78 2,6-Dinitrotoluene	0.25639	0.25956	0.25956	0.010	-1.23433	50.00000	Averaged
79 Acenaphthylene	1.80959	1.74080	1.74080	0.010	3.80118	50.00000	Averaged
80 1,2-Dinitrobenzene	0.13827	0.14058	0.14058	0.010	-1.66768	50.00000	Averaged
81 3-Nitroaniline	0.29929	0.28318	0.28318	0.010	5.38122	50.00000	Averaged
82 Acenaphthene	1.18155	1.08599	1.08599	0.010	8.08779	20.00000	Averaged
83 2,4-Dinitrophenol	5.00000	2.04103	0.06788	0.050	59.17947	0.000e+000	Quadratic
85 4-Nitrophenol	0.30403	0.21233	0.21233	0.050	30.16366	50.00000	Averaged
86 Dibenzofuran	1.64078	1.54522	1.54522	0.010	5.82432	50.00000	Averaged
87 2,4-Dinitrotoluene	0.35379	0.36361	0.36361	0.010	-2.77528	50.00000	Averaged
91 2,3,5,6-Tetrachlorophenol	2.50000	2.13764	0.25762	0.010	14.49436	0.000e+000	Quadratic
93 Diethylphthalate	1.33422	1.33222	1.33222	0.010	0.14998	50.00000	Averaged
94 Fluorene	1.36153	1.27929	1.27929	0.010	6.03979	50.00000	Averaged
95 4-Chlorophenyl-phenylether	0.60782	0.59463	0.59463	0.010	2.17102	50.00000	Averaged
96 4-Nitroaniline	2.50000	2.16839	0.28485	0.010	13.26429	0.000e+000	Quadratic
98 4,6-Dinitro-2-methylphenol	2.50000	1.34378	0.05720	0.010	46.24885	0.000e+000	Quadratic
99 N-Nitrosodiphenylamine	0.50562	0.49773	0.49773	0.010	1.56016	20.00000	Averaged
100 1,2-Diphenylhydrazine	1.10692	1.08109	1.08109	0.010	2.33298	50.00000	Averaged
106 4-Bromophenyl-phenylether	0.17493	0.17118	0.17118	0.010	2.14458	50.00000	Averaged
107 Hexachlorobenzene	0.17277	0.16474	0.16474	0.010	4.64919	50.00000	Averaged
212 Atrazine	0.17621	0.18358	0.18358	0.010	-4.18321	50.00000	Averaged
111 Pentachlorophenol	5.00000	2.81730	0.06625	0.010	43.65400	0.000e+000	Quadratic
115 Phenanthrene	1.06248	1.00712	1.00712	0.010	5.21067	50.00000	Averaged
116 Anthracene	1.04051	1.00007	1.00007	0.010	3.88635	50.00000	Averaged
119 Carbazole	0.98926	0.95620	0.95620	0.010	3.34168	50.00000	Averaged
120 Di-n-Butylphthalate	1.21816	1.20664	1.20664	0.010	0.94567	50.00000	Averaged
123 Fluoranthene	1.13750	1.08815	1.08815	0.010	4.33873	20.00000	Averaged
124 Benzidine	0.60188	0.48551	0.48551	0.010	19.33427	50.00000	Averaged
125 Pyrene	1.21073	1.21306	1.21306	0.010	-0.19182	50.00000	Averaged
131 Butylbenzylphthalate	0.53836	0.58916	0.58916	0.010	-9.43596	50.00000	Averaged
133 3,3'-Dimethoxybenzidine	2.50000	2.20839	0.20341	0.010	11.66440	0.000e+000	Quadratic
135 3,3'-Dichlorobenzidine	2.50000	2.42089	0.36943	0.010	3.16443	0.000e+000	Quadratic
136 Benzo(a)Anthracene	1.14911	1.08491	1.08491	0.010	5.58645	50.00000	Averaged
137 Chrysene	1.07329	1.02825	1.02825	0.010	4.19578	50.00000	Averaged
138 4,4'-Methylene bis(o-chloro	2.50000	2.39164	0.20507	0.010	4.33427	0.000e+000	Quadratic
139 bis(2-ethylhexyl)Phthalate	0.79821	0.86781	0.86781	0.010	-8.72019	50.00000	Averaged
140 Di-n-octylphthalate	2.50000	2.61127	1.55692	0.010	-4.45063	0.000e+000	Quadratic
141 Benzo(b)fluoranthene	1.24578	1.19341	1.19341	0.010	4.20391	50.00000	Averaged

40.8
45.8 ok
53.7
54.3

STL North Canton

CONTINUING CALIBRATION COMPOUNDS

Instrument ID: a4hp8.i Injection Date: 18-OCT-2007 19:59
Lab File ID: QCMRLCL.D Init. Cal. Date(s): 16-OCT-2007 16-OCT-2007
Analysis Type: Init. Cal. Times: 17:10 22:38
Lab Sample ID: qcmrlcl Quant Type: ISTD
Method: \\cansvr11\dd\chem\MSS\a4hp8.i\71018a.b\8270P.m

COMPOUND	RRF / AMOUNT	RF3	CCAL RRF3	MIN RRF	%D / %DRIFT	MAX %D / %DRIFT	CURVE TYPE
142 Benzo(k)fluoranthene	1.23616	1.22848	1.22848	0.010	0.62124	50.00000	Averaged
146 Benzo(a)pyrene	1.10339	1.08441	1.08441	0.010	1.71983	20.00000	Averaged
149 Indeno(1,2,3-cd)pyrene	1.19175	1.13084	1.13084	0.010	5.11060	50.00000	Averaged
150 Dibenz(a,h)anthracene	1.02163	0.95721	0.95721	0.010	6.30551	50.00000	Averaged
151 Benzo(g,h,i)perylene	0.98675	0.94904	0.94904	0.010	3.82076	50.00000	Averaged
198 1,4-Dioxane	0.63519	0.60755	0.60755	0.010	4.35225	50.00000	Averaged
$ 154 Nitrobenzene-d5	0.47233	0.48658	0.48658	0.010	-3.01692	50.00000	Averaged
$ 155 2-Fluorobiphenyl	1.26616	1.21668	1.21668	0.010	3.90802	50.00000	Averaged
$ 156 Terphenyl-d14	0.78903	0.77908	0.77908	0.010	1.26106	50.00000	Averaged
$ 157 Phenol-d5	1.90787	1.78262	1.78262	0.010	6.56499	50.00000	Averaged
$ 158 2-Fluorophenol	1.25879	1.21950	1.21950	0.010	3.12142	50.00000	Averaged
$ 159 2,4,6-Tribromophenol	2.50000	2.51749	0.11681	0.010	-0.69970	0.000e+000	Quadratic
$ 186 2-Chlorophenol-d4	1.23391	1.17852	1.17852	0.010	4.48832	50.00000	Averaged
$ 187 1,2-Dichlorobenzene-d4	0.80509	0.79887	0.79887	0.010	0.77257	50.00000	Averaged
M 195 Cresols, total	2.93583	2.71140	2.71140	0.010	7.64460	50.00000	Averaged
101 Diphenylamine	0.50562	0.49773	0.49773	0.010	1.56016	50.00000	Averaged

METHOD BLANK REPORT

GC/MS Semivolatiles

Client Lot #...: A7J100103 **Work Order #...:** J8PAH1AA **Matrix.....:** WATER
MB Lot-Sample #: A7J110000-259

Prep Date.....: 10/12/07 **Final Wgt/Vol..:** 2 mL
Analysis Date..: 10/18/07 **Prep Batch #...:** 7284259
Dilution Factor: 1 **Initial Wgt/Vol:** 1000 mL

PARAMETER	RESULT	REPORTING LIMIT	UNITS	METHOD
Benzoic acid	ND	10	ug/L	SW846 8270C
Benzyl alcohol	ND	5.0	ug/L	SW846 8270C
Phenol	ND	1.0	ug/L	SW846 8270C
bis(2-Chloroethyl)-ether	ND	1.0	ug/L	SW846 8270C
2-Chlorophenol	ND	1.0	ug/L	SW846 8270C
1,3-Dichlorobenzene	ND	1.0	ug/L	SW846 8270C
1,4-Dichlorobenzene	ND	1.0	ug/L	SW846 8270C
1,2-Dichlorobenzene	ND	1.0	ug/L	SW846 8270C
2-Methylphenol	ND	1.0	ug/L	SW846 8270C
2,2'-oxybis(1-Chloro-propane)	ND	1.0	ug/L	SW846 8270C
4-Methylphenol	ND	1.0	ug/L	SW846 8270C
N-Nitrosodi-n-propyl-amine	ND	1.0	ug/L	SW846 8270C
Hexachloroethane	ND	1.0	ug/L	SW846 8270C
Nitrobenzene	ND	1.0	ug/L	SW846 8270C
Isophorone	ND	1.0	ug/L	SW846 8270C
2-Nitrophenol	ND	2.0	ug/L	SW846 8270C
2,4-Dimethylphenol	ND	2.0	ug/L	SW846 8270C
bis(2-Chloroethoxy) methane	ND	1.0	ug/L	SW846 8270C
2,4-Dichlorophenol	ND	2.0	ug/L	SW846 8270C
1,2,4-Trichloro-benzene	ND	1.0	ug/L	SW846 8270C
Naphthalene	ND	0.20	ug/L	SW846 8270C
4-Chloroaniline	ND	2.0	ug/L	SW846 8270C
Hexachlorobutadiene	ND	1.0	ug/L	SW846 8270C
4-Chloro-3-methylphenol	ND	2.0	ug/L	SW846 8270C
2-Methylnaphthalene	ND	0.20	ug/L	SW846 8270C
Hexachlorocyclopenta-diene	ND	10	ug/L	SW846 8270C
2,4,6-Trichloro-phenol	ND	5.0	ug/L	SW846 8270C
2,4,5-Trichloro-phenol	ND	5.0	ug/L	SW846 8270C
2-Chloronaphthalene	ND	1.0	ug/L	SW846 8270C
2-Nitroaniline	ND	2.0	ug/L	SW846 8270C
Dimethyl phthalate	ND	1.0	ug/L	SW846 8270C
Acenaphthylene	ND	0.20	ug/L	SW846 8270C
2,6-Dinitrotoluene	ND	5.0	ug/L	SW846 8270C

(Continued on next page)

METHOD BLANK REPORT

GC/MS Semivolatiles

Client Lot #...: A7J100103 **Work Order #...:** J8PAH1AA **Matrix.....:** WATER

PARAMETER	RESULT	REPORTING LIMIT	UNITS	METHOD
3-Nitroaniline	ND	2.0	ug/L	SW846 8270C
Acenaphthene	ND	0.20	ug/L	SW846 8270C
2,4-Dinitrophenol	ND	5.0	ug/L	SW846 8270C
4-Nitrophenol	ND	5.0	ug/L	SW846 8270C
Dibenzofuran	ND	1.0	ug/L	SW846 8270C
2,4-Dinitrotoluene	ND	5.0	ug/L	SW846 8270C
Diethyl phthalate	ND	1.0	ug/L	SW846 8270C
4-Chlorophenyl phenyl ether	ND	2.0	ug/L	SW846 8270C
Fluorene	ND	0.20	ug/L	SW846 8270C
4-Nitroaniline	ND	2.0	ug/L	SW846 8270C
4,6-Dinitro-2-methylphenol	ND	5.0	ug/L	SW846 8270C
N-Nitrosodiphenylamine	ND	1.0	ug/L	SW846 8270C
4-Bromophenyl phenyl ether	ND	2.0	ug/L	SW846 8270C
Hexachlorobenzene	ND	0.20	ug/L	SW846 8270C
Pentachlorophenol	ND	5.0	ug/L	SW846 8270C
Phenanthrene	ND	0.20	ug/L	SW846 8270C
Anthracene	ND	0.20	ug/L	SW846 8270C
Carbazole	ND	1.0	ug/L	SW846 8270C
Di-n-butyl phthalate	ND	1.0	ug/L	SW846 8270C
Fluoranthene	ND	0.20	ug/L	SW846 8270C
Pyrene	ND	0.20	ug/L	SW846 8270C
Butyl benzyl phthalate	ND	1.0	ug/L	SW846 8270C
3,3'-Dichlorobenzidine	ND	5.0	ug/L	SW846 8270C
Benzo(a)anthracene	ND	0.20	ug/L	SW846 8270C
Chrysene	ND	0.20	ug/L	SW846 8270C
bis(2-Ethylhexyl) phthalate	**3.2 J**	**10**	**ug/L**	**SW846 8270C**
Di-n-octyl phthalate	ND	1.0	ug/L	SW846 8270C
Benzo(b)fluoranthene	ND	0.20	ug/L	SW846 8270C
Benzo(k)fluoranthene	ND	0.20	ug/L	SW846 8270C
Benzo(a)pyrene	ND	0.20	ug/L	SW846 8270C
Indeno(1,2,3-cd)pyrene	ND	0.20	ug/L	SW846 8270C
Dibenz(a,h)anthracene	ND	0.20	ug/L	SW846 8270C
Benzo(ghi)perylene	ND	0.20	ug/L	SW846 8270C

SURROGATE	PERCENT RECOVERY	RECOVERY LIMITS
Nitrobenzene-d5	82	(32 - 112)
2-Fluorobiphenyl	74	(30 - 110)
Terphenyl-d14	98	(51 - 135)
Phenol-d5	71	(10 - 117)
2-Fluorophenol	32	(19 - 108)

(Continued on next page)

METHOD BLANK REPORT

GC/MS Semivolatiles

Client Lot #...: A7J100103 Work Order #...: J8PAH1AA Matrix.....: WATER

PARAMETER	RESULT	REPORTING LIMIT	UNITS	METHOD
2,4,6-Tribromophenol	66	(42 - 124)		

NOTE(S):

Calculations are performed before rounding to avoid round-off errors in calculated results.

J Estimated result. Result is less than RL.

Environmental Quality Mgt., Inc.

Client Sample ID: FWGEQUIPRINSE1-0556-GW

GC/MS Semivolatiles

Lot-Sample #...:	A7J090101-014	**Work Order #...:**	J8G522AC	**Matrix.....:**	WQ
Date Sampled...:	10/08/07 16:10	**Date Received..:**	10/09/07		
Prep Date.....:	10/15/07	**Analysis Date..:**	10/20/07		
Prep Batch #...:	7288152				
Dilution Factor:	1	**Initial Wgt/Vol:**	920 mL	**Final Wgt/Vol..:**	2 mL
		Method.....:	SW846 8270C		

PARAMETER	RESULT	REPORTING LIMIT	UNITS	MDL
Benzoic acid	ND	10	ug/L	4.4
Benzyl alcohol	**1.5 J**	**5.0**	**ug/L**	**0.49**
Phenol	ND	1.0	ug/L	0.96
bis(2-Chloroethyl)-ether	ND	1.0	ug/L	0.088
2-Chlorophenol	ND	1.0	ug/L	0.039
1,3-Dichlorobenzene	ND	1.0	ug/L	0.53
1,4-Dichlorobenzene	ND	1.0	ug/L	0.52
1,2-Dichlorobenzene	ND	1.0	ug/L	0.59
2-Methylphenol	ND	1.0	ug/L	0.56
2,2'-oxybis(1-Chloro-propane)	ND	1.0	ug/L	0.52
4-Methylphenol	ND	1.0	ug/L	0.64
N-Nitrosodi-n-propyl-amine	ND	1.0	ug/L	0.53
Hexachloroethane	ND	1.0	ug/L	0.58
Nitrobenzene	ND	1.0	ug/L	0.053
Isophorone	ND	1.0	ug/L	0.50
2-Nitrophenol	ND	2.0	ug/L	1.3
2,4-Dimethylphenol	ND	2.0	ug/L	0.56
bis(2-Chloroethoxy) methane	ND	1.0	ug/L	0.49
2,4-Dichlorophenol	ND	2.0	ug/L	1.1
1,2,4-Trichloro-benzene	ND	1.0	ug/L	0.59
Naphthalene	ND	0.20	ug/L	0.069
4-Chloroaniline	ND	2.0	ug/L	0.56
Hexachlorobutadiene	ND	1.0	ug/L	0.51
4-Chloro-3-methylphenol	ND	2.0	ug/L	0.41
2-Methylnaphthalene	ND	0.20	ug/L	0.061
Hexachlorocyclopenta-diene	ND	10	ug/L	0.74
2,4,6-Trichloro-phenol	ND	5.0	ug/L	1.4
2,4,5-Trichloro-phenol	ND	5.0	ug/L	0.96
2-Chloronaphthalene	ND	1.0	ug/L	0.62
2-Nitroaniline	ND	2.0	ug/L	0.43

(Continued on next page)

Environmental Quality Mgt., Inc.

Client Sample ID: FWGEQUIPRINSE1-0556-GW

GC/MS Semivolatiles

Lot-Sample #...: A7J090101-014 Work Order #...: J8G522AC Matrix.....: WQ

PARAMETER	RESULT	REPORTING LIMIT	UNITS	MDL
Dimethyl phthalate	ND	1.0	ug/L	0.44
Acenaphthylene	ND	0.20	ug/L	0.054
2,6-Dinitrotoluene	ND	5.0	ug/L	0.47
3-Nitroaniline	ND	2.0	ug/L	0.67
Acenaphthene	ND	0.20	ug/L	0.054
2,4-Dinitrophenol	ND	5.0	ug/L	3.5
4-Nitrophenol	ND	5.0	ug/L	0.63
Dibenzofuran	ND	1.0	ug/L	0.54
2,4-Dinitrotoluene	ND	5.0	ug/L	0.40
Diethyl phthalate	ND	1.0	ug/L	0.63
4-Chlorophenyl phenyl ether	ND	2.0	ug/L	0.55
Fluorene	ND	0.20	ug/L	0.043
4-Nitroaniline	ND	2.0	ug/L	0.47
4,6-Dinitro-2-methylphenol	ND	5.0	ug/L	0.27
N-Nitrosodiphenylamine	ND	1.0	ug/L	0.46
4-Bromophenyl phenyl ether	ND	2.0	ug/L	0.52
Hexachlorobenzene	ND	0.20	ug/L	0.065
Pentachlorophenol	ND	5.0	ug/L	0.48
Phenanthrene	ND	0.20	ug/L	0.087
Anthracene	ND	0.20	ug/L	0.054
Carbazole	ND	1.0	ug/L	0.54
Di-n-butyl phthalate	ND	1.0	ug/L	0.61
Fluoranthene	ND	0.20	ug/L	0.036
Pyrene	ND	0.20	ug/L	0.048
Butyl benzyl phthalate	ND	1.0	ug/L	0.51
3,3'-Dichlorobenzidine	ND	5.0	ug/L	0.48
Benzo(a)anthracene	ND	0.20	ug/L	0.052
Chrysene	ND	0.20	ug/L	0.048
bis(2-Ethylhexyl) phthalate	**2.9 J,B**	**10**	**ug/L**	**0.88**
Di-n-octyl phthalate	ND	1.0	ug/L	0.39
Benzo(b)fluoranthene	ND	0.20	ug/L	0.049
Benzo(k)fluoranthene	ND	0.20	ug/L	0.049
Benzo(a)pyrene	ND	0.20	ug/L	0.048
Indeno(1,2,3-cd)pyrene	ND	0.20	ug/L	0.065
Dibenz(a,h)anthracene	ND	0.20	ug/L	0.039
Benzo(ghi)perylene	ND	0.20	ug/L	0.053

(Continued on next page)

Environmental Quality Mgt., Inc.

Client Sample ID: FWGEQUIPRINSE1-0556-GW

GC/MS Semivolatiles

Lot-Sample #...: A7J090101-014 Work Order #...: J8G522AC Matrix.....: WQ

SURROGATE	PERCENT RECOVERY	RECOVERY LIMITS
Nitrobenzene-d5	78	(32 - 112)
2-Fluorobiphenyl	72	(30 - 110)
Terphenyl-d14	92	(51 - 135)
Phenol-d5	71	(10 - 117)
2-Fluorophenol	48	(19 - 108)
2,4,6-Tribromophenol	69	(42 - 124)

NOTE(S):

J Estimated result. Result is less than RL.

B Method blank contamination. The associated method blank contains the target analyte at a reportable level.

LABORATORY CONTROL SAMPLE EVALUATION REPORT

GC/MS Semivolatiles

Client Lot #...: A7J100103 **Work Order #...:** J8PAH1AC **Matrix.....:** WATER
LCS Lot Sample#: A7J110000-259
Prep Date.....: 10/12/07 **Analysis Date..:** 10/18/07
Prep Batch #...: 7284259
Dilution Factor: 1 **Final Wgt/Vol..:** 2 mL
Initial Wgt/Vol: 1000 mL

PARAMETER	PERCENT RECOVERY	RECOVERY LIMITS	METHOD
Benzoic acid	13 a	(30 - 136)	SW846 8270C
Benzyl alcohol	86	(29 - 115)	SW846 8270C
Phenol	**81**	**(30 - 115)**	**SW846 8270C**
bis(2-Chloroethyl)-ether	93	(30 - 115)	SW846 8270C
2-Chlorophenol	**76**	**(30 - 120)**	**SW846 8270C**
1,3-Dichlorobenzene	63	(30 - 120)	SW846 8270C
1,4-Dichlorobenzene	**64**	**(30 - 115)**	**SW846 8270C**
1,2-Dichlorobenzene	70	(30 - 120)	SW846 8270C
2-Methylphenol	82	(30 - 116)	SW846 8270C
bis(2-Chloroisopropyl) ether	91	(50 - 150)	SW846 8270C
4-Methylphenol	84	(31 - 115)	SW846 8270C
N-Nitrosodi-n-propyl-amine	**95**	**(30 - 132)**	**SW846 8270C**
Hexachloroethane	53	(30 - 120)	SW846 8270C
Nitrobenzene	92	(31 - 115)	SW846 8270C
Isophorone	102	(33 - 115)	SW846 8270C
2-Nitrophenol	84	(33 - 115)	SW846 8270C
2,4-Dimethylphenol	46	(31 - 120)	SW846 8270C
bis(2-Chloroethoxy) methane	89	(30 - 115)	SW846 8270C
2,4-Dichlorophenol	82	(34 - 115)	SW846 8270C
1,2,4-Trichloro-benzene	**74**	**(30 - 120)**	**SW846 8270C**
Naphthalene	79	(30 - 119)	SW846 8270C
4-Chloroaniline	80	(30 - 133)	SW846 8270C
Hexachlorobutadiene	54	(30 - 120)	SW846 8270C
4-Chloro-3-methylphenol	**85**	**(31 - 121)**	**SW846 8270C**
2-Methylnaphthalene	88	(32 - 115)	SW846 8270C
Hexachlorocyclopenta-diene	5.0 a	(30 - 115)	SW846 8270C
2,4,6-Trichloro-phenol	88	(39 - 115)	SW846 8270C

(Continued on next page)

LABORATORY CONTROL SAMPLE EVALUATION REPORT

GC/MS Semivolatiles

Client Lot #...: A7J100103 **Work Order #...:** J8PAH1AC **Matrix.....:** WATER
LCS Lot-Sample#: A7J110000-259

PARAMETER	PERCENT RECOVERY	RECOVERY LIMITS	METHOD
2,4,5-Trichloro-phenol	84	(36 - 135)	SW846 8270C
2-Chloronaphthalene	84	(35 - 115)	SW846 8270C
2-Nitroaniline	99	(36 - 140)	SW846 8270C
Dimethyl phthalate	94	(42 - 116)	SW846 8270C
Acenaphthylene	87	(37 - 115)	SW846 8270C
2,6-Dinitrotoluene	100	(43 - 122)	SW846 8270C
3-Nitroaniline	93	(30 - 138)	SW846 8270C
Acenaphthene	**83**	**(31 - 120)**	**SW846 8270C**
2,4-Dinitrophenol	41	(29 - 146)	SW846 8270C
4-Nitrophenol	**83**	**(30 - 138)**	**SW846 8270C**
Dibenzofuran	87	(40 - 115)	SW846 8270C
2,4-Dinitrotoluene	**103**	**(34 - 151)**	**SW846 8270C**
Diethyl phthalate	96	(43 - 132)	SW846 8270C
4-Chlorophenyl phenyl ether	95	(40 - 115)	SW846 8270C
Fluorene	87	(41 - 115)	SW846 8270C
4-Nitroaniline	93	(30 - 140)	SW846 8270C
4,6-Dinitro-2-methylphenol	75	(42 - 144)	SW846 8270C
N-Nitrosodiphenylamine	92	(35 - 124)	SW846 8270C
4-Bromophenyl phenyl ether	95	(43 - 118)	SW846 8270C
Hexachlorobenzene	93	(42 - 123)	SW846 8270C
Pentachlorophenol	**51**	**(30 - 150)**	**SW846 8270C**
Phenanthrene	87	(45 - 117)	SW846 8270C
Anthracene	90	(45 - 118)	SW846 8270C
Carbazole	93	(49 - 126)	SW846 8270C
Di-n-butyl phthalate	98	(46 - 123)	SW846 8270C
Fluoranthene	98	(47 - 132)	SW846 8270C
Pyrene	**97**	**(35 - 139)**	**SW846 8270C**
Butyl benzyl phthalate	106	(37 - 136)	SW846 8270C
3,3'-Dichlorobenzidine	59	(30 - 160)	SW846 8270C
Benzo(a)anthracene	91	(43 - 138)	SW846 8270C
Chrysene	93	(42 - 142)	SW846 8270C
bis(2-Ethylhexyl) phthalate	105	(30 - 154)	SW846 8270C

(Continued on next page)

LABORATORY CONTROL SAMPLE EVALUATION REPORT

GC/MS Semivolatiles

Client Lot #...: A7J100103 **Work Order #...:** J8PAH1AC **Matrix.....:** WATER
LCS Lot-Sample#: A7J110000-259

PARAMETER	PERCENT RECOVERY	RECOVERY LIMITS	METHOD
Di-n-octyl phthalate	99	(36 - 151)	SW846 8270C
Benzo(b)fluoranthene	91	(31 - 146)	SW846 8270C
Benzo(k)fluoranthene	95	(40 - 127)	SW846 8270C
Benzo(a)pyrene	91	(38 - 144)	SW846 8270C
Indeno(1,2,3-cd)pyrene	95	(37 - 130)	SW846 8270C
Dibenz(a,h)anthracene	96	(38 - 130)	SW846 8270C
Benzo(ghi)perylene	95	(35 - 129)	SW846 8270C
Atrazine	115	(30 - 120)	SW846 8270C
Acetophenone	87	(30 - 120)	SW846 8270C
1,1'-Biphenyl	79	(30 - 120)	SW846 8270C
Caprolactam	88	(30 - 120)	SW846 8270C
Benzaldehyde	99	(30 - 120)	SW846 8270C
Aniline	72	(30 - 127)	SW846 8270C
N-Nitrosodimethylamine	87	(30 - 115)	SW846 8270C

SURROGATE	PERCENT RECOVERY	RECOVERY LIMITS
Nitrobenzene-d5	88	(32 - 112)
2-Fluorobiphenyl	77	(30 - 110)
Terphenyl-d14	95	(51 - 135)
Phenol-d5	75	(10 - 117)
2-Fluorophenol	50	(19 - 108)
2,4,6-Tribromophenol	79	(42 - 124)

NOTE(S):

Calculations are performed before rounding to avoid round-off errors in calculated results.

Bold print denotes control parameters

a Spiked analyte recovery is outside stated control limits.

MATRIX SPIKE SAMPLE EVALUATION REPORT

GC/MS Semivolatiles

Client Lot #...: A7J100103 **Work Order #...:** J8KP41AF-MS **Matrix.....:** WG
MS Lot-Sample #: A7J100103-005 J8KP41AG-MSD
Date Sampled...: 10/09/07 12:10 **Date Received..:** 10/10/07
Prep Date.....: 10/12/07 **Analysis Date..:** 10/18/07
Prep Batch #...: 7284259
Dilution Factor: 1 **Initial Wgt/Vol:** 520 mL **Final Wgt/Vol..:** 2 mL

PARAMETER	PERCENT RECOVERY	RECOVERY LIMITS	RPD	RPD LIMITS	METHOD
Benzoic acid	80	(10 - 127)			SW846 8270C
	24 a,p	(10 - 127)	108	(0-99)	SW846 8270C
Phenol	75	(10 - 116)			SW846 8270C
	30 a,p	(10 - 116)	84	(0-43)	SW846 8270C
bis(2-Chloroethyl)-ether	85	(57 - 120)			SW846 8270C
	26 a,p	(57 - 120)	106	(0-51)	SW846 8270C
2-Chlorophenol	73	(37 - 106)			SW846 8270C
	22 a,p	(37 - 106)	108	(0-43)	SW846 8270C
1,3-Dichlorobenzene	52	(35 - 114)			SW846 8270C
	12 a,p	(35 - 114)	125	(0-89)	SW846 8270C
1,4-Dichlorobenzene	53	(32 - 98)			SW846 8270C
	12 a,p	(32 - 98)	125	(0-36)	SW846 8270C
1,2-Dichlorobenzene	59	(43 - 112)			SW846 8270C
	15 a,p	(43 - 112)	119	(0-85)	SW846 8270C
2-Methylphenol	73	(42 - 113)			SW846 8270C
	32 a,p	(42 - 113)	79	(0-73)	SW846 8270C
bis(2-Chloroisopropyl) ether	81	(53 - 122)			SW846 8270C
	24 a,p	(53 - 122)	108	(0-52)	SW846 8270C
4-Methylphenol	79	(29 - 122)			SW846 8270C
	38 p	(29 - 122)	69	(0-55)	SW846 8270C
N-Nitrosodi-n-propyl-amine	84	(18 - 115)			SW846 8270C
	33 p	(18 - 115)	87	(0-36)	SW846 8270C
Hexachloroethane	42	(28 - 94)			SW846 8270C
	9.3 a,p	(28 - 94)	128	(0-92)	SW846 8270C
Nitrobenzene	81	(56 - 125)			SW846 8270C
	25 a,p	(56 - 125)	94	(0-81)	SW846 8270C
Isophorone	89	(56 - 112)			SW846 8270C
	42 a,p	(56 - 112)	72	(0-50)	SW846 8270C
2-Nitrophenol	76	(51 - 131)			SW846 8270C
	28 a,p	(51 - 131)	92	(0-77)	SW846 8270C
2,4-Dimethylphenol	74	(28 - 109)			SW846 8270C
	27 a,p	(28 - 109)	94	(0-62)	SW846 8270C

(Continued on next page)

MATRIX SPIKE SAMPLE EVALUATION REPORT

GC/MS Semivolatiles

Client Lot #...: A7J100103 Work Order #...: J8KP41AF-MS Matrix.....: WG
MS Lot-Sample #: A7J100103-005 J8KP41AG-MSD

PARAMETER	PERCENT RECOVERY	RECOVERY LIMITS	RPD	RPD LIMITS	METHOD
bis(2-Chloroethoxy) methane	79	(57 - 114)			SW846 8270C
	34 a,p	(57 - 114)	81	(0-49)	SW846 8270C
2,4-Dichlorophenol	77	(52 - 121)			SW846 8270C
	41 a	(52 - 121)	69	(0-88)	SW846 8270C
1,2,4-Trichloro-benzene	59	(22 - 110)			SW846 8270C
	19 a,p	(22 - 110)	102	(0-37)	SW846 8270C
Naphthalene	68	(50 - 176)			SW846 8270C
	24 a,p	(50 - 176)	95	(0-52)	SW846 8270C
4-Chloroaniline	58	(15 - 109)			SW846 8270C
	35	(15 - 109)	40	(0-99)	SW846 8270C
Hexachlorobutadiene	42	(35 - 118)			SW846 8270C
	12 a,p	(35 - 118)	109	(0-56)	SW846 8270C
4-Chloro-3-methylphenol	80	(47 - 111)			SW846 8270C
	64	(47 - 111)	22	(0-55)	SW846 8270C
2-Methylnaphthalene	75	(45 - 119)			SW846 8270C
	34 a,p	(45 - 119)	75	(0-51)	SW846 8270C
Hexachlorocyclopenta-diene	9.2 a	(10 - 98)			SW846 8270C
	2.0 a,p	(10 - 98)	200	(0-97)	SW846 8270C
2,4,6-Trichloro-phenol	85	(46 - 122)			SW846 8270C
	58	(46 - 122)	39	(0-98)	SW846 8270C
2,4,5-Trichloro-phenol	85	(45 - 125)			SW846 8270C
	67	(45 - 125)	25	(0-74)	SW846 8270C
2-Chloronaphthalene	76	(51 - 119)			SW846 8270C
	41 a,p	(51 - 119)	61	(0-51)	SW846 8270C
2-Nitroaniline	92	(48 - 125)			SW846 8270C
	75	(48 - 125)	21	(0-83)	SW846 8270C
Dimethyl phthalate	86	(25 - 127)			SW846 8270C
	71	(25 - 127)	19	(0-99)	SW846 8270C
Acenaphthylene	76	(49 - 111)			SW846 8270C
	49	(49 - 111)	42	(0-51)	SW846 8270C
2,6-Dinitrotoluene	94	(58 - 127)			SW846 8270C
	80	(58 - 127)	16	(0-82)	SW846 8270C

(Continued on next page)

MATRIX SPIKE SAMPLE EVALUATION REPORT

GC/MS Semivolatiles

Client Lot #...: A7J100103 **Work Order #...:** J8KP41AF-MS **Matrix.....:** WG
MS Lot-Sample #: A7J100103-005 J8KP41AG-MSD

PARAMETER	PERCENT RECOVERY	RECOVERY LIMITS	RPD	RPD LIMITS	METHOD
3-Nitroaniline	68	(19 - 126)			SW846 8270C
	73	(19 - 126)	6.4	(0-99)	SW846 8270C
Acenaphthene	**75**	**(26 - 118)**			**SW846 8270C**
	48 p	**(26 - 118)**	**43**	**(0-35)**	**SW846 8270C**
2,4-Dinitrophenol	54	(14 - 138)			SW846 8270C
	45	(14 - 138)	19	(0-99)	SW846 8270C
4-Nitrophenol	**80**	**(10 - 123)**			**SW846 8270C**
	78	**(10 - 123)**	**2.3**	**(0-34)**	**SW846 8270C**
Dibenzofuran	79	(51 - 117)			SW846 8270C
	55	(51 - 117)	35	(0-51)	SW846 8270C
2,4-Dinitrotoluene	**93**	**(31 - 131)**			**SW846 8270C**
	88	**(31 - 131)**	**4.8**	**(0-32)**	**SW846 8270C**
Diethyl phthalate	88	(41 - 118)			SW846 8270C
	82	(41 - 118)	7.7	(0-81)	SW846 8270C
4-Chlorophenyl phenyl ether	86	(51 - 118)			SW846 8270C
	66	(51 - 118)	27	(0-51)	SW846 8270C
Fluorene	79	(51 - 119)			SW846 8270C
	61	(51 - 119)	27	(0-51)	SW846 8270C
4-Nitroaniline	65	(20 - 122)			SW846 8270C
	75	(20 - 122)	15	(0-99)	SW846 8270C
4,6-Dinitro-2-methylphenol	71	(40 - 130)			SW846 8270C
	68	(40 - 130)	5.1	(0-99)	SW846 8270C
N-Nitrosodiphenylamine	88	(49 - 117)			SW846 8270C
	75	(49 - 117)	16	(0-51)	SW846 8270C
4-Bromophenyl phenyl ether	87	(51 - 119)			SW846 8270C
	74	(51 - 119)	15	(0-51)	SW846 8270C
Hexachlorobenzene	82	(48 - 123)			SW846 8270C
	76	(48 - 123)	8.3	(0-51)	SW846 8270C
Pentachlorophenol	**67**	**(38 - 137)**			**SW846 8270C**
	58	**(38 - 137)**	**13**	**(0-56)**	**SW846 8270C**
Phenanthrene	79	(52 - 117)			SW846 8270C
	76	(52 - 117)	4.2	(0-51)	SW846 8270C
Anthracene	78	(49 - 118)			SW846 8270C
	76	(49 - 118)	2.4	(0-51)	SW846 8270C
Carbazole	86	(48 - 119)			SW846 8270C
	85	(48 - 119)	1.0	(0-53)	SW846 8270C

(Continued on next page)

MATRIX SPIKE SAMPLE EVALUATION REPORT

GC/MS Semivolatiles

Client Lot #...: A7J100103 **Work Order #...:** J8KP41AF-MS **Matrix.....:** WG
MS Lot-Sample #: A7J100103-005 J8KP41AG-MSD

PARAMETER	PERCENT RECOVERY	RECOVERY LIMITS	RPD	RPD LIMITS	METHOD
Di-n-butyl phthalate	92	(41 - 121)			SW846 8270C
	93	(41 - 121)	0.24	(0-53)	SW846 8270C
Fluoranthene	84	(49 - 122)			SW846 8270C
	88	(49 - 122)	4.5	(0-53)	SW846 8270C
Pyrene	**89**	**(27 - 138)**			**SW846 8270C**
	88	**(27 - 138)**	**0.73**	**(0-31)**	**SW846 8270C**
Butyl benzyl phthalate	100	(41 - 127)			SW846 8270C
	97	(41 - 127)	3.6	(0-84)	SW846 8270C
3,3-Dichlorobenzidine	0 a	(19 - 111)			SW846 8270C
	27 p	(19 - 111)	200	(0-99)	SW846 8270C
Benzo(a)anthracene	82	(48 - 115)			SW846 8270C
	82	(48 - 115)	0.20	(0-51)	SW846 8270C
Chrysene	86	(49 - 118)			SW846 8270C
	84	(49 - 118)	1.5	(0-52)	SW846 8270C
bis(2-Ethylhexyl) phthalate	94	(43 - 128)			SW846 8270C
	95	(43 - 128)	0.95	(0-84)	SW846 8270C
Di-n-octyl phthalate	93	(39 - 144)			SW846 8270C
	93	(39 - 144)	0.42	(0-89)	SW846 8270C
Benzo(b)fluoranthene	83	(44 - 123)			SW846 8270C
	80	(44 - 123)	3.6	(0-54)	SW846 8270C
Benzo(k)fluoranthene	81	(46 - 123)			SW846 8270C
	89	(46 - 123)	9.7	(0-53)	SW846 8270C
Benzo(a)pyrene	79	(44 - 122)			SW846 8270C
	83	(44 - 122)	4.1	(0-51)	SW846 8270C
Indeno(1,2,3-cd)pyrene	83	(39 - 126)			SW846 8270C
	86	(39 - 126)	3.0	(0-59)	SW846 8270C
Dibenz(a,h)anthracene	84	(45 - 127)			SW846 8270C
	87	(45 - 127)	4.3	(0-57)	SW846 8270C
Benzo(ghi)perylene	84	(44 - 122)			SW846 8270C
	86	(44 - 122)	2.4	(0-55)	SW846 8270C
Atrazine	98	(30 - 120)			SW846 8270C
	106	(30 - 120)	8.0	(0-20)	SW846 8270C
NTC Benzaldehyde	86	(30 - 120)			SW846 8270C
	22 a,p	(30 - 120)	118	(0-20)	SW846 8270C
NTC Acetophenone	77	(30 - 120)			SW846 8270C
	27 a,p	(30 - 120)	96	(0-20)	SW846 8270C
NTC 1,1-Biphenyl	71	(30 - 120)			SW846 8270C
	39 p	(30 - 120)	59	(0-20)	SW846 8270C
NTC Caprolactam	77	(30 - 120)			SW846 8270C
	128 a,p	(30 - 120)	35	(0-20)	SW846 8270C

(Continued on next page)

NCN target compound 12/16/04

MATRIX SPIKE SAMPLE EVALUATION REPORT

GC/MS Semivolatiles

Client Lot #...: A7J100103 **Work Order #...:** J8KP41AF-MS **Matrix.....:** WG
MS Lot-Sample #: A7J100103-005 J8KP41AG-MSD

SURROGATE	PERCENT RECOVERY	RECOVERY LIMITS
Nitrobenzene-d5	78	(32 - 112)
	27 *	(32 - 112)
2-Fluorobiphenyl	71	(30 - 110)
	37	(30 - 110)
Terphenyl-d14	87	(51 - 135)
	84	(51 - 135)
Phenol-d5	71	(10 - 117)
	27	(10 - 117)
2-Fluorophenol	55	(19 - 108)
	9.5 *	(19 - 108)
2,4,6-Tribromophenol	77	(42 - 124)
	71	(42 - 124)

NOTE(S):

Calculations are performed before rounding to avoid round-off errors in calculated results.

Bold print denotes control parameters

p Relative percent difference (RPD) is outside stated control limits.

* Surrogate recovery is outside stated control limits.

a Spiked analyte recovery is outside stated control limits.

MATRIX SPIKE SAMPLE EVALUATION REPORT

GC/MS Semivolatiles

Client Lot #...: A7J100103 **Work Order #...:** J8KQ71AF-MS **Matrix.....:** WG
MS Lot-Sample #: A7J100103-030 J8KQ71AG-MSD
Date Sampled...: 10/09/07 13:20 **Date Received..:** 10/10/07
Prep Date.....: 10/12/07 **Analysis Date..:** 10/18/07
Prep Batch #...: 7284259
Dilution Factor: 1 **Initial Wgt/Vol:** 470 mL **Final Wgt/Vol..:** 2 mL

PARAMETER	PERCENT RECOVERY	RECOVERY LIMITS	RPD	RPD LIMITS	METHOD
Benzoic acid	16	(10 - 127)			SW846 8270C
	42	(10 - 127)	91	(0-99)	SW846 8270C
Phenol	**59**	**(10 - 116)**			**SW846 8270C**
	64	**(10 - 116)**	**8.8**	**(0-43)**	**SW846 8270C**
bis(2-Chloroethyl)-ether	68	(57 - 120)			SW846 8270C
	75	(57 - 120)	9.8	(0-51)	SW846 8270C
2-Chlorophenol	**54**	**(37 - 106)**			**SW846 8270C**
	60	**(37 - 106)**	**11**	**(0-43)**	**SW846 8270C**
1,3-Dichlorobenzene	39	(35 - 114)			SW846 8270C
	43	(35 - 114)	8.2	(0-89)	SW846 8270C
1,4-Dichlorobenzene	**39**	**(32 - 98)**			**SW846 8270C**
	43	**(32 - 98)**	**8.6**	**(0-36)**	**SW846 8270C**
1,2-Dichlorobenzene	44	(43 - 112)			SW846 8270C
	49	(43 - 112)	11	(0-85)	SW846 8270C
2-Methylphenol	60	(42 - 113)			SW846 8270C
	65	(42 - 113)	7.7	(0-73)	SW846 8270C
bis(2-Chloroisopropyl) ether	61	(53 - 122)			SW846 8270C
	69	(53 - 122)	12	(0-52)	SW846 8270C
4-Methylphenol	63	(29 - 122)			SW846 8270C
	69	(29 - 122)	9.5	(0-55)	SW846 8270C
N-Nitrosodi-n-propyl-amine	**65**	**(18 - 115)**			**SW846 8270C**
	73	**(18 - 115)**	**11**	**(0-36)**	**SW846 8270C**
Hexachloroethane	31	(28 - 94)			SW846 8270C
	34	(28 - 94)	12	(0-92)	SW846 8270C
Nitrobenzene	63	(56 - 125)			SW846 8270C
	69	(56 - 125)	9.2	(0-81)	SW846 8270C
Isophorone	72	(56 - 112)			SW846 8270C
	79	(56 - 112)	10	(0-50)	SW846 8270C
2-Nitrophenol	59	(51 - 131)			SW846 8270C
	65	(51 - 131)	9.5	(0-77)	SW846 8270C
2,4-Dimethylphenol	39	(28 - 109)			SW846 8270C
	53	(28 - 109)	31	(0-62)	SW846 8270C

(Continued on next page)

MATRIX SPIKE SAMPLE EVALUATION REPORT

GC/MS Semivolatiles

Client Lot #...: A7J100103 **Work Order #...:** J8KQ71AF-MS **Matrix.....:** WG
MS Lot-Sample #: A7J100103-030 J8KQ71AG-MSD

PARAMETER	PERCENT RECOVERY	RECOVERY LIMITS	RPD	RPD LIMITS	METHOD
bis(2-Chloroethoxy) methane	62	(57 - 114)			SW846 8270C
	70	(57 - 114)	12	(0-49)	SW846 8270C
2,4-Dichlorophenol	62	(52 - 121)			SW846 8270C
	68	(52 - 121)	9.0	(0-88)	SW846 8270C
1,2,4-Trichloro-benzene	**45**	**(22 - 110)**			**SW846 8270C**
	51	**(22 - 110)**	**11**	**(0-37)**	**SW846 8270C**
Naphthalene	53	(50 - 176)			SW846 8270C
	58	(50 - 176)	10	(0-52)	SW846 8270C
4-Chloroaniline	58	(15 - 109)			SW846 8270C
	57	(15 - 109)	1.8	(0-99)	SW846 8270C
Hexachlorobutadiene	31 a	(35 - 118)			SW846 8270C
	36	(35 - 118)	17	(0-56)	SW846 8270C
4-Chloro-3-methylphenol	**72**	**(47 - 111)**			**SW846 8270C**
	77	**(47 - 111)**	**6.3**	**(0-55)**	**SW846 8270C**
2-Methylnaphthalene	59	(45 - 119)			SW846 8270C
	66	(45 - 119)	11	(0-51)	SW846 8270C
Hexachlorocyclopenta-diene	34 a	(10 - 98)			SW846 8270C
	71 a	(10 - 98)	72	(0-97)	SW846 8270C
2,4,6-Trichloro-phenol	71	(46 - 122)			SW846 8270C
	78	(46 - 122)	9.9	(0-98)	SW846 8270C
2,4,5-Trichloro-phenol	77	(45 - 125)			SW846 8270C
	82	(45 - 125)	6.4	(0-74)	SW846 8270C
2-Chloronaphthalene	60	(51 - 119)			SW846 8270C
	66	(51 - 119)	8.6	(0-51)	SW846 8270C
2-Nitroaniline	84	(48 - 125)			SW846 8270C
	89	(48 - 125)	6.1	(0-83)	SW846 8270C
Dimethyl phthalate	81	(25 - 127)			SW846 8270C
	85	(25 - 127)	4.5	(0-99)	SW846 8270C
Acenaphthylene	65	(49 - 111)			SW846 8270C
	70	(49 - 111)	6.7	(0-51)	SW846 8270C
2,6-Dinitrotoluene	87	(58 - 127)			SW846 8270C
	91	(58 - 127)	5.6	(0-82)	SW846 8270C

(Continued on next page)

MATRIX SPIKE SAMPLE EVALUATION REPORT

GC/MS Semivolatiles

Client Lot #...: A7J100103 **Work Order #...:** J8KQ71AF-MS **Matrix.....:** WG
MS Lot-Sample #: A7J100103-030 J8KQ71AG-MSD

PARAMETER	PERCENT RECOVERY	RECOVERY LIMITS	RPD	RPD LIMITS	METHOD
3-Nitroaniline	84	(19 - 126)			SW846 8270C
	73	(19 - 126)	14	(0-99)	SW846 8270C
Acenaphthene	**63**	**(26 - 118)**			**SW846 8270C**
	68	**(26 - 118)**	**8.2**	**(0-35)**	**SW846 8270C**
2,4-Dinitrophenol	33	(14 - 138)			SW846 8270C
	45	(14 - 138)	31	(0-99)	SW846 8270C
4-Nitrophenol	**72**	**(10 - 123)**			**SW846 8270C**
	77	**(10 - 123)**	**5.8**	**(0-34)**	**SW846 8270C**
Dibenzofuran	68	(51 - 117)			SW846 8270C
	72	(51 - 117)	6.2	(0-51)	SW846 8270C
2,4-Dinitrotoluene	**92**	**(31 - 131)**			**SW846 8270C**
	93	**(31 - 131)**	**0.75**	**(0-32)**	**SW846 8270C**
Diethyl phthalate	86	(41 - 118)			SW846 8270C
	92	(41 - 118)	6.0	(0-81)	SW846 8270C
4-Chlorophenyl phenyl ether	77	(51 - 118)			SW846 8270C
	82	(51 - 118)	6.2	(0-51)	SW846 8270C
Fluorene	71	(51 - 119)			SW846 8270C
	76	(51 - 119)	6.3	(0-51)	SW846 8270C
4-Nitroaniline	84	(20 - 122)			SW846 8270C
	77	(20 - 122)	9.0	(0-99)	SW846 8270C
4,6-Dinitro-2-methylphenol	59	(40 - 130)			SW846 8270C
	68	(40 - 130)	14	(0-99)	SW846 8270C
N-Nitrosodiphenylamine	79	(49 - 117)			SW846 8270C
	84	(49 - 117)	5.9	(0-51)	SW846 8270C
4-Bromophenyl phenyl ether	82	(51 - 119)			SW846 8270C
	84	(51 - 119)	2.4	(0-51)	SW846 8270C
Hexachlorobenzene	80	(48 - 123)			SW846 8270C
	80	(48 - 123)	0.28	(0-51)	SW846 8270C
Pentachlorophenol	**42**	**(38 - 137)**			**SW846 8270C**
	60	**(38 - 137)**	**35**	**(0-56)**	**SW846 8270C**
Phenanthrene	78	(52 - 117)			SW846 8270C
	80	(52 - 117)	1.6	(0-51)	SW846 8270C
Anthracene	80	(49 - 118)			SW846 8270C
	80	(49 - 118)	0.04	(0-51)	SW846 8270C
Carbazole	87	(48 - 119)			SW846 8270C
	87	(48 - 119)	0.32	(0-53)	SW846 8270C

(Continued on next page)

MATRIX SPIKE SAMPLE EVALUATION REPORT

GC/MS Semivolatiles

Client Lot #...: A7J100103 **Work Order #...:** J8KQ71AF-MS **Matrix.....:** WG
MS Lot-Sample #: A7J100103-030 J8KQ71AG-MSD

PARAMETER	PERCENT RECOVERY	RECOVERY LIMITS	RPD	RPD LIMITS	METHOD
Di-n-butyl phthalate	92	(41 - 121)			SW846 8270C
	96	(41 - 121)	3.9	(0-53)	SW846 8270C
Fluoranthene	89	(49 - 122)			SW846 8270C
	88	(49 - 122)	1.5	(0-53)	SW846 8270C
Pyrene	**90**	**(27 - 138)**			**SW846 8270C**
	87	**(27 - 138)**	**3.3**	**(0-31)**	**SW846 8270C**
Butyl benzyl phthalate	98	(41 - 127)			SW846 8270C
	100	(41 - 127)	2.2	(0-84)	SW846 8270C
3,3'-Dichlorobenzidine	44	(19 - 111)			SW846 8270C
	0.0 a,p	(19 - 111)	200	(0-99)	SW846 8270C
Benzo(a)anthracene	84	(48 - 115)			SW846 8270C
	82	(48 - 115)	1.8	(0-51)	SW846 8270C
Chrysene	88	(49 - 118)			SW846 8270C
	86	(49 - 118)	2.1	(0-52)	SW846 8270C
bis(2-Ethylhexyl) phthalate	90	(43 - 128)			SW846 8270C
	96	(43 - 128)	5.8	(0-84)	SW846 8270C
Di-n-octyl phthalate	93	(39 - 144)			SW846 8270C
	97	(39 - 144)	4.2	(0-89)	SW846 8270C
Benzo(b)fluoranthene	83	(44 - 123)			SW846 8270C
	85	(44 - 123)	2.2	(0-54)	SW846 8270C
Benzo(k)fluoranthene	87	(46 - 123)			SW846 8270C
	84	(46 - 123)	2.6	(0-53)	SW846 8270C
Benzo(a)pyrene	83	(44 - 122)			SW846 8270C
	82	(44 - 122)	1.4	(0-51)	SW846 8270C
Indeno(1,2,3-cd)pyrene	88	(39 - 126)			SW846 8270C
	87	(39 - 126)	0.70	(0-59)	SW846 8270C
Dibenz(a,h)anthracene	87	(45 - 127)			SW846 8270C
	87	(45 - 127)	0.50	(0-57)	SW846 8270C
Benzo(ghi)perylene	88	(44 - 122)			SW846 8270C
	86	(44 - 122)	1.6	(0-55)	SW846 8270C
Atrazine	107	(30 - 120)			SW846 8270C
	96	(30 - 120)	11	(0-20)	SW846 8270C
Benzaldehyde	67	(30 - 120)			SW846 8270C
	71	(30 - 120)	4.9	(0-20)	SW846 8270C
Acetophenone	61	(30 - 120)			SW846 8270C
	66	(30 - 120)	7.7	(0-20)	SW846 8270C
1,1'-Biphenyl	59	(30 - 120)			SW846 8270C
	65	(30 - 120)	10	(0-20)	SW846 8270C
Caprolactam	79	(30 - 120)			SW846 8270C
	61	(30 - 120)	11	(0-20)	SW846 8270C

(Continued on next page)

MATRIX SPIKE SAMPLE EVALUATION REPORT

GC/MS Semivolatiles

Client Lot #...: A7J100103 **Work Order #...:** J8KQ71AF-MS **Matrix.....:** WG
MS Lot-Sample #: A7J100103-030 J8KQ71AG-MSD

SURROGATE	PERCENT RECOVERY	RECOVERY LIMITS
Nitrobenzene-d5	61	(32 - 112)
	67	(32 - 112)
2-Fluorobiphenyl	56	(30 - 110)
	62	(30 - 110)
Terphenyl-d14	90	(51 - 135)
	88	(51 - 135)
Phenol-d5	56	(10 - 117)
	61	(10 - 117)
2-Fluorophenol	30	(19 - 108)
	36	(19 - 108)
2,4,6-Tribromophenol	73	(42 - 124)
	77	(42 - 124)

NOTE(S):

Calculations are performed before rounding to avoid round-off errors in calculated results.

Bold print denotes control parameters

a Spiked analyte recovery is outside stated control limits.

p Relative percent difference (RPD) is outside stated control limits.

SW846 8270C SURROGATE RECOVERY

Lab Name: TestAmerica Laboratories, Inc. Client: Environmental Quality Mgt., Inc.

Lab Code: TALCAN SDG No:

Lot #: A7J100103

Extraction: XXI49QL36

	CLIENT ID.	SRG01	SRG02	SRG03	SRG04	SRG05	SRG06	TOT OUT
01	FWGLL11mw-002C-0528-GW	75	71	88	64	36	73	00
02	FWGLL11mw-DUP4-0554-GW	73	67	86	63	41	70	00
03	FWGRQLmw-008C-0546-GW	65	64	80	57	23	76	00
04	FWGLL12mw-183C-0532-GW	63	55	92	53	38	65	00
05	FWGLL12mw-DUP2-0552-GW	80	68	98	68	49	69	00
06	FWGCBPmw-007C-0524-GW	59	55	86	58	39	72	00
07	FWGEEQUIPRINSE2-0557-GW	77	68	93	69	27	69	00
08	FWGCBPmw-006C-0523-GW	68	63	77	57	36	57	00
09	FWGLL4mw-198C-0543-GW	66	60	82	58	38	66	00
10	FWGLL4mw-199C-0544-GW	65	57	80	59	42	67	00
11	FWGLL1mw-080C-0536-GW	40	46	80	43	20	61	00
12	FWGRQLmw-009C-0547-GW	55	56	82	52	27	72	00
13	FWGRQLmw-DUP3-0553-GW	56	53	74	53	38	63	00
14	FWGRQLmw-007C-0545-GW	45	47	80	41	20	66	00
15	FWGLL12mw-182C-0531-GW	69	63	90	60	30	74	00
16	FWGLL12mw-153C-0530-GW	64	55	79	58	43	63	00
17	METHOD BLK. J8PAH1AA	82	74	98	71	32	66	00
18	LCS J8PAH1AC	88	77	95	75	50	79	00
19	FWGRQLmw-008C-0546-GW D	27 *	37	84	27	9.5*	71	02
20	FWGLL12mw-182C-0531-GW D	67	62	88	61	36	77	00
21	FWGRQLmw-008C-0546-GW S	78	71	87	71	55	77	00
22	FWGLL12mw-182C-0531-GW S	61	56	90	56	30	73	00

SURROGATES		QC LIMITS
SRG01	= Nitrobenzene-d5	(32-112)
SRG02	= 2-Fluorobiphenyl	(30-110)
SRG03	= Terphenyl-d14	(51-135)
SRG04	= Phenol-d5	(10-117)
SRG05	= 2-Fluorophenol	(19-108)
SRG06	= 2,4,6-Tribromophenol	(42-124)

\# Column to be used to flag recovery values
* Values outside of required QC Limits
D System monitoring Compound diluted out

FORM II

Method Blank Outlier Report

Lab Reporting Batch : A7J100103 **Lab ID:** STLCAN

Analysis Method : 8270C **Analysis Date :** 10/18/2007

Preparation Type : 3520C **Preparation Date :** 10/12/2007

Method Blank Lab Sample ID : A7J110000259B **Preparation Batch :** 7284259

bis(2-Ethylhexyl) phthalate	Result	Reporting Limit	Units	Lab Qual	Comments
Method Blank Result:	3.2	10	ug/L	J	Common Contaminant

bis(2-Ethylhexyl) phthalate was qualified due to method blank contamination in the following associated samples:

Client Sample ID	Lab Sample ID	Dilution	Result	Lab Qual	Result Units
FWGCBPmw-006C-0523-G	A7J100103015	1	0.91	J B	ug/L
FWGCBPmw-007C-0524-G	A7J100103012	1	1.2	J B	ug/L
FWGLL12mw-182C-0531-G	A7J100103030	1	3.0	J B	ug/L
FWGLL12mw-DUP2-0552-G	A7J100103009	1	5.6	J B	ug/L
FWGLL4mw-199C-0544-GW	A7J100103019	1	1.3	J B	ug/L

No qualifications made since the MB less than ½ MRL DW 12/11/07

Laboratory Control Sample / Laboratory Control Sample Duplicate Outlier Report

Method Batch : 7284259 **Analysis Method :** 8270C **Analysis Date :** 10/18/2007

Preparation Batch : 7284259 **Preparation Type :** 3520C **Preparation Date :** 10/12/2007

Lab Reporting Batch : A7J100103 **Lab ID:** STLCAN

			Reported Values		Project Limits (Percent)			
LCS Lab Sample ID	Matrix	Analyte Name	Percent Recovery	RPD	Rejection Point	Lower Limit	Upper Limit	RPD
A7J110000259C	AQ	Benzoic acid	13		30.00	30.00	136.00	30.00
		Hexachlorocyclopentadiene	5.0		30.00	30.00	115.00	30.00

Associated Samples

Client Sample ID	Lab Sample ID
FWGCBPmw-006C-0523-GW	A7J100103015
FWGCBPmw-007C-0524-GW	A7J100103012
FWGEEQUIPRINSE2-0557-GW	A7J100103014
FWGLL11mw-002C-0528-GW	A7J100103001
FWGLL11mw-DUP4-0554-GW	A7J100103003
FWGLL12mw-153C-0530-GW	A7J100103032
FWGLL12mw-182C-0531-GW	A7J100103030
FWGLL12mw-183C-0532-GW	A7J100103007
FWGLL12mw-DUP2-0552-GW	A7J100103009
FWGLL1mw-080C-0536-GW	A7J100103021
FWGLL4mw-198C-0543-GW	A7J100103017
FWGLL4mw-199C-0544-GW	A7J100103019
FWGRQLmw-007C-0545-GW	A7J100103028
FWGRQLmw-008C-0546-GW	A7J100103005
FWGRQLmw-009C-0547-GW	A7J100103024
FWGRQLmw-DUP3-0553-GW	A7J100103026

Scope of Data Qualification: The outlier in the LCS qualifies that analyte in all samples with the same Preparation Batch ID as the LCS

Project Number and Name: 030240.0005 - Ravenna GW

Matrix Spike / Matrix Spike Duplicate Recovery and RPD Outlier Report

Method Batch : 7284259 **Analysis Method :** 8270C **Analysis Date :** 10/18/2007

Preparation Batch : 7284259 **Preparation Type :** 3520C **Preparation Date :** 10/12/2007

Lab Reporting Batch : A7J100103 **Lab ID:** STLCAN

Client Sample ID	Lab Sample ID	Matrix	Analyte Name	Reported *		Project Limits (Percent)			
				Percent Recovery	RPD	Rejection Point**	Lower Limit	Upper Limit	RPD
FWGLL12mw-182C-0531	A7J100103030S	AQ	1,2-Dichlorobenzene	44		0.00	45.00	135.00	20.00
			1,3-Dichlorobenzene	39		0.00	45.00	135.00	20.00
			1,4-Dichlorobenzene	39		0.00	45.00	135.00	20.00
			2,4-Dimethylphenol	39		0.00	45.00	135.00	20.00
			2,4-Dinitrophenol	33		0.00	45.00	135.00	20.00
			3,3'-Dichlorobenzidine	44		0.00	45.00	135.00	20.00
			Benzoic acid	16		0.00	45.00	135.00	20.00
			Hexachlorobutadiene	31		0.00	45.00	135.00	20.00
			Hexachlorocyclopentadiene	3.4		0.00	45.00	135.00	20.00
			Hexachloroethane	31		0.00	45.00	135.00	20.00
			Pentachlorophenol	42		0.00	45.00	135.00	20.00
FWGLL12mw-182C-0531	A7J100103030D		1,3-Dichlorobenzene	43		0.00	45.00	135.00	20.00
			1,4-Dichlorobenzene	43		0.00	45.00	135.00	20.00
			2,4-Dimethylphenol		31	0.00	45.00	135.00	20.00
			2,4-Dinitrophenol		31	0.00	45.00	135.00	20.00
			3,3'-Dichlorobenzidine	0.0	200	0.00	45.00	135.00	20.00
			Benzoic acid	42	91	0.00	45.00	135.00	20.00
			Hexachlorobutadiene	36		0.00	45.00	135.00	20.00
			Hexachlorocyclopentadiene	7.1	72	0.00	45.00	135.00	20.00
			Hexachloroethane	34		0.00	45.00	135.00	20.00
			Pentachlorophenol		35	0.00	45.00	135.00	20.00
FWGRQLmw-008C-0546	A7J100103005S		3,3'-Dichlorobenzidine	0.0		0.00	45.00	135.00	20.00
			Hexachlorobutadiene	42		0.00	45.00	135.00	20.00
			Hexachlorocyclopentadiene	9.2		0.00	45.00	135.00	20.00
			Hexachloroethane	42		0.00	45.00	135.00	20.00
FWGRQLmw-008C-0546	A7J100103005D		1,2,4-Trichlorobenzene	19	102	0.00	45.00	135.00	20.00
			1,2-Dichlorobenzene	15	119	0.00	45.00	135.00	20.00
			1,3-Dichlorobenzene	12	125	0.00	45.00	135.00	20.00
			1,4-Dichlorobenzene	12	125	0.00	45.00	135.00	20.00
			2,2-OXYBIS (1-CHLOROPROPAN	24	108	0.00	45.00	135.00	20.00
			2,4,5-Trichlorophenol		25	0.00	45.00	135.00	20.00
			2,4,6-Trichlorophenol		39	0.00	45.00	135.00	20.00
			2,4-Dichlorophenol	41	60	0.00	45.00	135.00	20.00
			2,4-Dimethylphenol	27	94	0.00	45.00	135.00	20.00
			2-Chloronaphthalene	41	61	0.00	45.00	135.00	20.00
			2-Chlorophenol	22	108	0.00	45.00	135.00	20.00
			2-Methylnaphthalene	34	75	0.00	45.00	135.00	20.00
			2-Methylphenol	32	79	0.00	45.00	135.00	20.00
			2-Nitroaniline		21	0.00	45.00	135.00	20.00
			2-Nitrophenol	28	92	0.00	45.00	135.00	20.00
			3,3'-Dichlorobenzidine	27	200	0.00	45.00	135.00	20.00
			4-Chloro-3-methylphenol		22	0.00	45.00	135.00	20.00

* Only those Percent Recovery and/or RPD values outside project limits are listed in this report.
** Metal are also assessed against an upper rejection point of 150 percent for waters and 200 percent for soils and sediments

Project Number and Name: 030240.0005 - Ravenna GW

Matrix Spike / Matrix Spike Duplicate Recovery and RPD Outlier Report

FWGRQLmw-008C-0546 A7J100103005D	AQ	4-Chloroaniline	39	40	0.00	45.00	135.00	20.00
		4-Chlorophenyl phenyl ether		27	0.00	45.00	135.00	20.00
		4-Methylphenol	38	69	0.00	45.00	135.00	20.00
		Acenaphthene		43	0.00	45.00	135.00	20.00
		Acenaphthylene		42	0.00	45.00	135.00	20.00
		Benzoic acid	24	108	0.00	45.00	135.00	20.00
		bis(2-Chloroethoxy)methane	34	81	0.00	45.00	135.00	20.00
		bis(2-Chloroethyl) ether	26	106	0.00	45.00	135.00	20.00
		Dibenzofuran		35	0.00	45.00	135.00	20.00
		Fluorene		27	0.00	45.00	135.00	20.00
		Hexachlorobutadiene	12	109	0.00	45.00	135.00	20.00
		Hexachlorocyclopentadiene	0.0	200	0.00	45.00	135.00	20.00
		Hexachloroethane	9.3	128	0.00	45.00	135.00	20.00
		Isophorone	42	72	0.00	45.00	135.00	20.00
		Naphthalene	24	95	0.00	45.00	135.00	20.00
		Nitrobenzene	29	94	0.00	45.00	135.00	20.00
		N-nitroso-di-n-propylamine	33	87	0.00	45.00	135.00	20.00
		Phenol	30	84	0.00	45.00	135.00	20.00

Associated Samples: Parent sample only

Client Sample ID	Lab Sample ID
FWGLL12mw-182C-0531-GW	A7J100103030
FWGRQLmw-008C-0546-GW	A7J100103005

No qualifications on all analytes EXCEPT Benzoic acid and Hexachlorocyclopentadiene. There were no other QC outliers.

DW 12/11/07

* Only those Percent Recovery and/or RPD values outside project limits are listed in this report.
** Metal are also assessed against an upper rejection point of 150 percent for waters and 200 percent for soils and sediments

Project Number and Name: 030240.0005 - Ravenna GW

PESTICIDE DATA

Environmental Quality Mgt., Inc.

Client Sample ID: FWGLL11mw-002C-0528-GW

GC Semivolatiles

Lot-Sample #...: A7J100103-001 **Work Order #...:** J8KPX1AD **Matrix.....:** WG
Date Sampled...: 10/08/07 09:55 **Date Received..:** 10/10/07
Prep Date.....: 10/11/07 **Analysis Date..:** 10/21/07
Prep Batch #...: 7284031
Dilution Factor: 1 **Initial Wgt/Vol:** 1010 mL **Final Wgt/Vol..:** 5 mL
Method.....: SW846 8081A

PARAMETER	RESULT	REPORTING LIMIT	UNITS	MDL
alpha-BHC	ND	0.030	ug/L	0.0062
beta-BHC	ND	0.030	ug/L	0.0068
delta-BHC	ND	0.030	ug/L	0.0064
gamma-BHC (Lindane)	ND	0.030	ug/L	0.0062
Heptachlor	ND	0.030	ug/L	0.0062
Aldrin	ND	0.030	ug/L	0.0061
Heptachlor epoxide	ND	0.030	ug/L	0.0065
Endosulfan I	ND	0.025	ug/L	0.0072
Dieldrin	ND	0.030	ug/L	0.0067
4,4'-DDE	ND	0.030	ug/L	0.0076
Endrin	ND	0.030	ug/L	0.0074
Endosulfan II	ND	0.025	ug/L	0.0072
4,4'-DDD	ND	0.030	ug/L	0.0085
Endosulfan sulfate	ND	0.030	ug/L	0.0083
4,4'-DDT	ND	0.030	ug/L	0.0086
Methoxychlor	ND	0.10	ug/L	0.010
Endrin ketone	ND	0.030	ug/L	0.013
Endrin aldehyde	ND	0.030	ug/L	0.0091
alpha-Chlordane	ND	0.030	ug/L	0.0073
gamma-Chlordane	ND	0.030	ug/L	0.0065
Toxaphene	ND	2.0	ug/L	0.33

SURROGATE	PERCENT RECOVERY	RECOVERY LIMITS
Tetrachloro-m-xylene	82	(39 - 130)
Decachlorobiphenyl	44	(10 - 147)

Environmental Quality Mgt., Inc.

Client Sample ID: FWGLL11mw-DUP4-0554-GW

GC Semivolatiles

Lot-Sample #...: A7J100103-003 **Work Order #...:** J8KP21AD **Matrix.....:** WG
Date Sampled...: 10/08/07 09:55 **Date Received..:** 10/10/07
Prep Date.....: 10/11/07 **Analysis Date..:** 10/21/07
Prep Batch #...: 7284031
Dilution Factor: 1 **Initial Wgt/Vol:** 1000 mL **Final Wgt/Vol..:** 5 mL
Method.....: SW846 8081A

PARAMETER	RESULT	REPORTING LIMIT	UNITS	MDL
alpha-BHC	ND	0.030	ug/L	0.0062
beta-BHC	ND	0.030	ug/L	0.0068
delta-BHC	ND	0.030	ug/L	0.0064
gamma-BHC (Lindane)	ND	0.030	ug/L	0.0062
Heptachlor	ND	0.030	ug/L	0.0062
Aldrin	ND	0.030	ug/L	0.0061
Heptachlor epoxide	ND	0.030	ug/L	0.0065
Endosulfan I	ND	0.025	ug/L	0.0072
Dieldrin	ND	0.030	ug/L	0.0067
4,4'-DDE	ND	0.030	ug/L	0.0076
Endrin	ND	0.030	ug/L	0.0074
Endosulfan II	ND	0.025	ug/L	0.0072
4,4'-DDD	ND	0.030	ug/L	0.0085
Endosulfan sulfate	ND	0.030	ug/L	0.0083
4,4'-DDT	ND	0.030	ug/L	0.0086
Methoxychlor	ND	0.10	ug/L	0.010
Endrin ketone	ND	0.030	ug/L	0.013
Endrin aldehyde	ND	0.030	ug/L	0.0091
alpha-Chlordane	ND	0.030	ug/L	0.0073
gamma-Chlordane	ND	0.030	ug/L	0.0065
Toxaphene	ND	2.0	ug/L	0.33

SURROGATE	PERCENT RECOVERY	RECOVERY LIMITS
Tetrachloro-m-xylene	86	(39 - 130)
Decachlorobiphenyl	55	(10 - 147)

Environmental Quality Mgt., Inc.

Client Sample ID: FWGRQLmw-008C-0546-GW

GC Semivolatiles

Lot-Sample #...: A7J100103-005	**Work Order #...:** J8KP41AH	**Matrix.....:** WG	
Date Sampled...: 10/09/07 12:10	**Date Received..:** 10/10/07		
Prep Date.....: 10/11/07	**Analysis Date..:** 10/21/07		
Prep Batch #...: 7284031			
Dilution Factor: 1	**Initial Wgt/Vol:** 1050 mL	**Final Wgt/Vol..:** 5 mL	
	Method.....: SW846 8081A		

PARAMETER	RESULT	REPORTING LIMIT	UNITS	MDL
alpha-BHC	ND	0.030	ug/L	0.0062
beta-BHC	**0.035**	**0.030**	**ug/L**	**0.0068**
delta-BHC	ND	0.030	ug/L	0.0064
gamma-BHC (Lindane)	ND	0.030	ug/L	0.0062
Heptachlor	ND	0.030	ug/L	0.0062
Aldrin	ND	0.030	ug/L	0.0061
Heptachlor epoxide	ND	0.030	ug/L	0.0065
Endosulfan I	ND	0.025	ug/L	0.0072
Dieldrin	ND	0.030	ug/L	0.0067
4,4'-DDE	ND	0.030	ug/L	0.0076
Endrin	ND	0.030	ug/L	0.0074
Endosulfan II	ND	0.025	ug/L	0.0072
4,4'-DDD	ND	0.030	ug/L	0.0085
Endosulfan sulfate	ND	0.030	ug/L	0.0083
4,4'-DDT	ND	0.030	ug/L	0.0086
Methoxychlor	**0.055 J**	**0.10**	**ug/L**	**0.010**
Endrin ketone	ND	0.030	ug/L	0.013
Endrin aldehyde	ND	0.030	ug/L	0.0091
alpha-Chlordane	ND	0.030	ug/L	0.0073
gamma-Chlordane	ND	0.030	ug/L	0.0065
Toxaphene	**0.64 J**	**2.0**	**ug/L**	**0.33**

SURROGATE	PERCENT RECOVERY	RECOVERY LIMITS
Tetrachloro-m-xylene	69	(39 - 130)
Decachlorobiphenyl	20	(10 - 147)

NOTE(S):

J Estimated result. Result is less than RL.

Environmental Quality Mgt., Inc.

Client Sample ID: FWGLL12mw-183C-0532-GW

GC Semivolatiles

Lot-Sample #...: A7J100103-007 **Work Order #...:** J8KP71AD **Matrix.....:** WG
Date Sampled...: 10/09/07 14:45 **Date Received..:** 10/10/07
Prep Date.....: 10/11/07 **Analysis Date..:** 10/21/07
Prep Batch #...: 7284031
Dilution Factor: 1 **Initial Wgt/Vol:** 1010 mL **Final Wgt/Vol..:** 5 mL
Method.....: SW846 8081A

PARAMETER	RESULT	REPORTING LIMIT	UNITS	MDL
alpha-BHC	ND	0.030	ug/L	0.0062
beta-BHC	ND	0.030	ug/L	0.0068
delta-BHC	ND	0.030	ug/L	0.0064
gamma-BHC (Lindane)	ND	0.030	ug/L	0.0062
Heptachlor	ND	0.030	ug/L	0.0062
Aldrin	ND	0.030	ug/L	0.0061
Heptachlor epoxide	ND	0.030	ug/L	0.0065
Endosulfan I	ND	0.025	ug/L	0.0072
Dieldrin	ND	0.030	ug/L	0.0067
4,4'-DDE	ND	0.030	ug/L	0.0076
Endrin	ND	0.030	ug/L	0.0074
Endosulfan II	ND	0.025	ug/L	0.0072
4,4'-DDD	ND	0.030	ug/L	0.0085
Endosulfan sulfate	ND	0.030	ug/L	0.0083
4,4'-DDT	ND	0.030	ug/L	0.0086
Methoxychlor	ND	0.10	ug/L	0.010
Endrin ketone	ND	0.030	ug/L	0.013
Endrin aldehyde	ND	0.030	ug/L	0.0091
alpha-Chlordane	ND	0.030	ug/L	0.0073
gamma-Chlordane	ND	0.030	ug/L	0.0065
Toxaphene	ND	2.0	ug/L	0.33

SURROGATE	PERCENT RECOVERY	RECOVERY LIMITS
Tetrachloro-m-xylene	93	(39 - 130)
Decachlorobiphenyl	72	(10 - 147)

Environmental Quality Mgt., Inc.

Client Sample ID: FWGLL12mw-DUP2-0552-GW

GC Semivolatiles

Lot-Sample #...:	A7J100103-009	**Work Order #...:**	J8KP91AD	**Matrix.....:**	WG
Date Sampled...:	10/09/07 14:45	**Date Received..:**	10/10/07		
Prep Date.....:	10/11/07	**Analysis Date..:**	10/21/07		
Prep Batch #...:	7284031				
Dilution Factor:	1	**Initial Wgt/Vol:**	1050 mL	**Final Wgt/Vol..:**	5 mL
		Method.....:	SW846 8081A		

PARAMETER	RESULT	REPORTING LIMIT	UNITS	MDL
alpha-BHC	ND	0.030	ug/L	0.0062
beta-BHC	ND	0.030	ug/L	0.0068
delta-BHC	ND	0.030	ug/L	0.0064
gamma-BHC (Lindane)	ND	0.030	ug/L	0.0062
Heptachlor	ND	0.030	ug/L	0.0062
Aldrin	ND	0.030	ug/L	0.0061
Heptachlor epoxide	ND	0.030	ug/L	0.0065
Endosulfan I	ND	0.025	ug/L	0.0072
Dieldrin	ND	0.030	ug/L	0.0067
4,4'-DDE	ND	0.030	ug/L	0.0076
Endrin	ND	0.030	ug/L	0.0074
Endosulfan II	ND	0.025	ug/L	0.0072
4,4'-DDD	ND	0.030	ug/L	0.0085
Endosulfan sulfate	ND	0.030	ug/L	0.0083
4,4'-DDT	ND	0.030	ug/L	0.0086
Methoxychlor	ND	0.10	ug/L	0.010
Endrin ketone	ND	0.030	ug/L	0.013
Endrin aldehyde	ND	0.030	ug/L	0.0091
alpha-Chlordane	ND	0.030	ug/L	0.0073
gamma-Chlordane	ND	0.030	ug/L	0.0065
Toxaphene	ND	2.0	ug/L	0.33

SURROGATE	PERCENT RECOVERY	RECOVERY LIMITS
Tetrachloro-m-xylene	86	(39 - 130)
Decachlorobiphenyl	77	(10 - 147)

Environmental Quality Mgt., Inc.

Client Sample ID: FWGCBPmw-007C-0524-GW

GC Semivolatiles

Lot-Sample #...: A7J100103-012 **Work Order #...:** J8KQE1AD **Matrix.....:** WG
Date Sampled...: 10/09/07 09:00 **Date Received..:** 10/10/07
Prep Date.....: 10/11/07 **Analysis Date..:** 10/21/07
Prep Batch #...: 7284031
Dilution Factor: 1 **Initial Wgt/Vol:** 990 mL **Final Wgt/Vol..:** 5 mL
Method.....: SW846 8081A

PARAMETER	RESULT	REPORTING LIMIT	UNITS	MDL
alpha-BHC	ND	0.030	ug/L	0.0062
beta-BHC	ND	0.030	ug/L	0.0068
delta-BHC	ND	0.030	ug/L	0.0064
gamma-BHC (Lindane)	ND	0.030	ug/L	0.0062
Heptachlor	ND	0.030	ug/L	0.0062
Aldrin	ND	0.030	ug/L	0.0061
Heptachlor epoxide	ND	0.030	ug/L	0.0065
Endosulfan I	ND	0.025	ug/L	0.0072
Dieldrin	ND	0.030	ug/L	0.0067
4,4'-DDE	ND	0.030	ug/L	0.0076
Endrin	ND	0.030	ug/L	0.0074
Endosulfan II	ND	0.025	ug/L	0.0072
4,4'-DDD	ND	0.030	ug/L	0.0085
Endosulfan sulfate	ND	0.030	ug/L	0.0083
4,4'-DDT	ND	0.030	ug/L	0.0086
Methoxychlor	ND	0.10	ug/L	0.010
Endrin ketone	ND	0.030	ug/L	0.013
Endrin aldehyde	ND	0.030	ug/L	0.0091
alpha-Chlordane	ND	0.030	ug/L	0.0073
gamma-Chlordane	ND	0.030	ug/L	0.0065
Toxaphene	ND	2.0	ug/L	0.33

SURROGATE	PERCENT RECOVERY	RECOVERY LIMITS
Tetrachloro-m-xylene	89	(39 - 130)
Decachlorobiphenyl	80	(10 - 147)

Environmental Quality Mgt., Inc.

Client Sample ID: FWGEEQUIPRINSE2-0557-GW

GC Semivolatiles

Lot-Sample #...: A7J100103-014 **Work Order #...:** J8KQH1AD **Matrix.....:** WG
Date Sampled...: 10/09/07 11:20 **Date Received...:** 10/10/07
Prep Date.....: 10/11/07 **Analysis Date...:** 10/21/07
Prep Batch #...: 7284031
Dilution Factor: 1 **Initial Wgt/Vol:** 990 mL **Final Wgt/Vol...:** 5 mL
Method.....: SW846 8081A

PARAMETER	RESULT	REPORTING LIMIT	UNITS	MDL
alpha-BHC	ND	0.030	ug/L	0.0062
beta-BHC	ND	0.030	ug/L	0.0068
delta-BHC	ND	0.030	ug/L	0.0064
gamma-BHC (Lindane)	ND	0.030	ug/L	0.0062
Heptachlor	ND	0.030	ug/L	0.0062
Aldrin	ND	0.030	ug/L	0.0061
Heptachlor epoxide	ND	0.030	ug/L	0.0065
Endosulfan I	ND	0.025	ug/L	0.0072
Dieldrin	ND	0.030	ug/L	0.0067
4,4'-DDE	ND	0.030	ug/L	0.0076
Endrin	ND	0.030	ug/L	0.0074
Endosulfan II	ND	0.025	ug/L	0.0072
4,4'-DDD	ND	0.030	ug/L	0.0085
Endosulfan sulfate	ND	0.030	ug/L	0.0083
4,4'-DDT	ND	0.030	ug/L	0.0086
Methoxychlor	ND	0.10	ug/L	0.010
Endrin ketone	ND	0.030	ug/L	0.013
Endrin aldehyde	ND	0.030	ug/L	0.0091
alpha-Chlordane	ND	0.030	ug/L	0.0073
gamma-Chlordane	ND	0.030	ug/L	0.0065
Toxaphene	ND	2.0	ug/L	0.33

SURROGATE	PERCENT RECOVERY	RECOVERY LIMITS
Tetrachloro-m-xylene	77	(39 - 130)
Decachlorobiphenyl	61	(10 - 147)

Environmental Quality Mgt., Inc.

Client Sample ID: FWGCBPmw-006C-0523-GW

GC Semivolatiles

Lot-Sample #...:	A7J100103-015	**Work Order #...:**	J8KQJ1AD	**Matrix.....:**	WG
Date Sampled...:	10/09/07 12:40	**Date Received..:**	10/10/07		
Prep Date.....:	10/11/07	**Analysis Date..:**	10/21/07		
Prep Batch #...:	7284031				
Dilution Factor:	1	**Initial Wgt/Vol:**	1030 mL	**Final Wgt/Vol..:**	5 mL
		Method.....:	SW846 8081A		

PARAMETER	RESULT	REPORTING LIMIT	UNITS	MDL
alpha-BHC	ND	0.030	ug/L	0.0062
beta-BHC	ND	0.030	ug/L	0.0068
delta-BHC	ND	0.030	ug/L	0.0064
gamma-BHC (Lindane)	ND	0.030	ug/L	0.0062
Heptachlor	ND	0.030	ug/L	0.0062
Aldrin	ND	0.030	ug/L	0.0061
Heptachlor epoxide	ND	0.030	ug/L	0.0065
Endosulfan I	ND	0.025	ug/L	0.0072
Dieldrin	ND	0.030	ug/L	0.0067
4,4'-DDE	ND	0.030	ug/L	0.0076
Endrin	ND	0.030	ug/L	0.0074
Endosulfan II	ND	0.025	ug/L	0.0072
4,4'-DDD	ND	0.030	ug/L	0.0085
Endosulfan sulfate	ND	0.030	ug/L	0.0083
4,4'-DDT	ND	0.030	ug/L	0.0086
Methoxychlor	ND	0.10	ug/L	0.010
Endrin ketone	ND	0.030	ug/L	0.013
Endrin aldehyde	ND	0.030	ug/L	0.0091
alpha-Chlordane	ND	0.030	ug/L	0.0073
gamma-Chlordane	ND	0.030	ug/L	0.0065
Toxaphene	ND	2.0	ug/L	0.33

SURROGATE	PERCENT RECOVERY	RECOVERY LIMITS
Tetrachloro-m-xylene	86	(39 - 130)
Decachlorobiphenyl	27	(10 - 147)

Environmental Quality Mgt., Inc.

Client Sample ID: FWGLL4mw-198C-0543-GW

GC Semivolatiles

Lot-Sample #...: A7J100103-017 **Work Order #...:** J8KQL1AD **Matrix.....:** WG
Date Sampled...: 10/09/07 14:25 **Date Received..:** 10/10/07
Prep Date.....: 10/11/07 **Analysis Date..:** 10/21/07
Prep Batch #...: 7284031
Dilution Factor: 1 **Initial Wgt/Vol:** 1020 mL **Final Wgt/Vol..:** 5 mL
Method.....: SW846 8081A

PARAMETER	RESULT	REPORTING LIMIT	UNITS	MDL
alpha-BHC	ND	0.030	ug/L	0.0062
beta-BHC	ND	0.030	ug/L	0.0068
delta-BHC	ND	0.030	ug/L	0.0064
gamma-BHC (Lindane)	ND	0.030	ug/L	0.0062
Heptachlor	ND	0.030	ug/L	0.0062
Aldrin	ND	0.030	ug/L	0.0061
Heptachlor epoxide	ND	0.030	ug/L	0.0065
Endosulfan I	ND	0.025	ug/L	0.0072
Dieldrin	ND	0.030	ug/L	0.0067
4,4'-DDE	ND	0.030	ug/L	0.0076
Endrin	ND	0.030	ug/L	0.0074
Endosulfan II	ND	0.025	ug/L	0.0072
4,4'-DDD	ND	0.030	ug/L	0.0085
Endosulfan sulfate	ND	0.030	ug/L	0.0083
4,4'-DDT	ND	0.030	ug/L	0.0086
Methoxychlor	ND	0.10	ug/L	0.010
Endrin ketone	ND	0.030	ug/L	0.013
Endrin aldehyde	ND	0.030	ug/L	0.0091
alpha-Chlordane	ND	0.030	ug/L	0.0073
gamma-Chlordane	ND	0.030	ug/L	0.0065
Toxaphene	ND	2.0	ug/L	0.33

SURROGATE	PERCENT RECOVERY	RECOVERY LIMITS
Tetrachloro-m-xylene	83	(39 - 130)
Decachlorobiphenyl	38	(10 - 147)

Environmental Quality Mgt., Inc.

Client Sample ID: FWGLL4mw-199C-0544-GW

GC Semivolatiles

Lot-Sample #...:	A7J100103-019	**Work Order #...:**	J8KQP1AD	**Matrix.....:**	WG
Date Sampled...:	10/09/07 16:20	**Date Received..:**	10/10/07		
Prep Date.....:	10/11/07	**Analysis Date..:**	10/21/07		
Prep Batch #...:	7284031				
Dilution Factor:	1	**Initial Wgt/Vol:**	1020 mL	**Final Wgt/Vol..:**	5 mL
		Method.....:	SW846 8081A		

PARAMETER	RESULT	REPORTING LIMIT	UNITS	MDL
alpha-BHC	ND	0.030	ug/L	0.0062
beta-BHC	**0.020 J**	**0.030**	**ug/L**	**0.0068**
delta-BHC	ND	0.030	ug/L	0.0064
gamma-BHC (Lindane)	ND	0.030	ug/L	0.0062
Heptachlor	ND	0.030	ug/L	0.0062
Aldrin	ND	0.030	ug/L	0.0061
Heptachlor epoxide	ND	0.030	ug/L	0.0065
Endosulfan I	ND	0.025	ug/L	0.0072
Dieldrin	ND	0.030	ug/L	0.0067
4,4'-DDE	ND	0.030	ug/L	0.0076
Endrin	ND	0.030	ug/L	0.0074
Endosulfan II	ND	0.025	ug/L	0.0072
4,4'-DDD	ND	0.030	ug/L	0.0085
Endosulfan sulfate	ND	0.030	ug/L	0.0083
4,4'-DDT	ND	0.030	ug/L	0.0086
Methoxychlor	ND	0.10	ug/L	0.010
Endrin ketone	ND	0.030	ug/L	0.013
Endrin aldehyde	ND	0.030	ug/L	0.0091
alpha-Chlordane	ND	0.030	ug/L	0.0073
gamma-Chlordane	ND	0.030	ug/L	0.0065
Toxaphene	ND	2.0	ug/L	0.33

SURROGATE	PERCENT RECOVERY	RECOVERY LIMITS
Tetrachloro-m-xylene	99	(39 - 130)
Decachlorobiphenyl	40	(10 - 147)

NOTE(S):

J Estimated result. Result is less than RL.

Environmental Quality Mgt., Inc.

Client Sample ID: FWGLL1mw-080C-0536-GW

GC Semivolatiles

Lot-Sample #...: A7J100103-021 **Work Order #...:** J8KQT1AD **Matrix.....:** WG
Date Sampled...: 10/08/07 17:00 **Date Received..:** 10/10/07
Prep Date.....: 10/11/07 **Analysis Date..:** 10/21/07
Prep Batch #...: 7284031
Dilution Factor: 1 **Initial Wgt/Vol:** 1000 mL **Final Wgt/Vol..:** 5 mL
Method.....: SW846 8081A

PARAMETER	RESULT	REPORTING LIMIT	UNITS	MDL
alpha-BHC	ND	0.030	ug/L	0.0062
beta-BHC	**0.022 J**	**0.030**	**ug/L**	**0.0068**
delta-BHC	ND	0.030	ug/L	0.0064
gamma-BHC (Lindane)	ND	0.030	ug/L	0.0062
Heptachlor	ND	0.030	ug/L	0.0062
Aldrin	ND	0.030	ug/L	0.0061
Heptachlor epoxide	ND	0.030	ug/L	0.0065
Endosulfan I	ND	0.025	ug/L	0.0072
Dieldrin	ND	0.030	ug/L	0.0067
4,4'-DDE	ND	0.030	ug/L	0.0076
Endrin	ND	0.030	ug/L	0.0074
Endosulfan II	ND	0.025	ug/L	0.0072
4,4'-DDD	ND	0.030	ug/L	0.0085
Endosulfan sulfate	ND	0.030	ug/L	0.0083
4,4'-DDT	ND	0.030	ug/L	0.0086
Methoxychlor	ND	0.10	ug/L	0.010
Endrin ketone	ND	0.030	ug/L	0.013
Endrin aldehyde	ND	0.030	ug/L	0.0091
alpha-Chlordane	ND	0.030	ug/L	0.0073
gamma-Chlordane	ND	0.030	ug/L	0.0065
Toxaphene	ND	2.0	ug/L	0.33

SURROGATE	PERCENT RECOVERY	RECOVERY LIMITS
Tetrachloro-m-xylene	82	(39 - 130)
Decachlorobiphenyl	86	(10 - 147)

NOTE(S):

J Estimated result. Result is less than RL.

Environmental Quality Mgt., Inc.

Client Sample ID: FWGRQLmw-009C-0547-GW

GC Semivolatiles

Lot-Sample #...:	A7J100103-024	**Work Order #...:**	J8KQX1AD	**Matrix.....:**	WG
Date Sampled...:	10/09/07 09:30	**Date Received..:**	10/10/07		
Prep Date.....:	10/11/07	**Analysis Date..:**	10/21/07		
Prep Batch #...:	7284031				
Dilution Factor:	1	**Initial Wgt/Vol:**	970 mL	**Final Wgt/Vol..:**	5 mL
		Method.....:	SW846 8081A		

PARAMETER	RESULT	REPORTING LIMIT	UNITS	MDL
alpha-BHC	ND	0.030	ug/L	0.0062
beta-BHC	**0.0092 J**	**0.030**	**ug/L**	**0.0068**
delta-BHC	ND	0.030	ug/L	0.0064
gamma-BHC (Lindane)	ND	0.030	ug/L	0.0062
Heptachlor	ND	0.030	ug/L	0.0062
Aldrin	ND	0.030	ug/L	0.0061
Heptachlor epoxide	ND	0.030	ug/L	0.0065
Endosulfan I	ND	0.025	ug/L	0.0072
Dieldrin	ND	0.030	ug/L	0.0067
4,4'-DDE	ND	0.030	ug/L	0.0076
Endrin	ND	0.030	ug/L	0.0074
Endosulfan II	ND	0.025	ug/L	0.0072
4,4'-DDD	ND	0.030	ug/L	0.0085
Endosulfan sulfate	ND	0.030	ug/L	0.0083
4,4'-DDT	ND	0.030	ug/L	0.0086
Methoxychlor	ND	0.10	ug/L	0.010
Endrin ketone	ND	0.030	ug/L	0.013
Endrin aldehyde	ND	0.030	ug/L	0.0091
alpha-Chlordane	ND	0.030	ug/L	0.0073
gamma-Chlordane	ND	0.030	ug/L	0.0065
Toxaphene	ND	2.0	ug/L	0.33

SURROGATE	PERCENT RECOVERY	RECOVERY LIMITS
Tetrachloro-m-xylene	86	(39 - 130)
Decachlorobiphenyl	53	(10 - 147)

NOTE(S):

J Estimated result. Result is less than RL.

Environmental Quality Mgt., Inc.

Client Sample ID: FWGRQLmw-DUP3-0553-GW

GC Semivolatiles

Lot-Sample #...: A7J100103-026 **Work Order #...:** J8KQ11AD **Matrix.....:** WG
Date Sampled...: 10/09/07 10:30 **Date Received...:** 10/10/07
Prep Date.....: 10/11/07 **Analysis Date...:** 10/21/07
Prep Batch #...: 7284031
Dilution Factor: 1 **Initial Wgt/Vol:** 970 mL **Final Wgt/Vol..:** 5 mL
Method.....: SW846 8081A

PARAMETER	RESULT	REPORTING LIMIT	UNITS	MDL
alpha-BHC	ND	0.030	ug/L	0.0062
beta-BHC	**0.011 J**	**0.030**	**ug/L**	**0.0068**
delta-BHC	ND	0.030	ug/L	0.0064
gamma-BHC (Lindane)	ND	0.030	ug/L	0.0062
Heptachlor	ND	0.030	ug/L	0.0062
Aldrin	ND	0.030	ug/L	0.0061
Heptachlor epoxide	ND	0.030	ug/L	0.0065
Endosulfan I	ND	0.025	ug/L	0.0072
Dieldrin	ND	0.030	ug/L	0.0067
4,4'-DDE	ND	0.030	ug/L	0.0076
Endrin	ND	0.030	ug/L	0.0074
Endosulfan II	ND	0.025	ug/L	0.0072
4,4'-DDD	ND	0.030	ug/L	0.0085
Endosulfan sulfate	ND	0.030	ug/L	0.0083
4,4'-DDT	ND	0.030	ug/L	0.0086
Methoxychlor	ND	0.10	ug/L	0.010
Endrin ketone	ND	0.030	ug/L	0.013
Endrin aldehyde	ND	0.030	ug/L	0.0091
alpha-Chlordane	ND	0.030	ug/L	0.0073
gamma-Chlordane	ND	0.030	ug/L	0.0065
Toxaphene	ND	2.0	ug/L	0.33

SURROGATE	PERCENT RECOVERY	RECOVERY LIMITS
Tetrachloro-m-xylene	62	(39 - 130)
Decachlorobiphenyl	58	(10 - 147)

NOTE(S):

J Estimated result. Result is less than RL.

Environmental Quality Mgt., Inc.

Client Sample ID: FWGRQLmw-007C-0545-GW

GC Semivolatiles

Lot-Sample #...: A7J100103-028 **Work Order #...:** J8KQ31AD **Matrix.....:** WG
Date Sampled...: 10/09/07 11:50 **Date Received..:** 10/10/07
Prep Date.....: 10/11/07 **Analysis Date..:** 10/22/07
Prep Batch #...: 7284031
Dilution Factor: 1 **Initial Wgt/Vol:** 970 mL **Final Wgt/Vol..:** 5 mL
Method.....: SW846 8081A

PARAMETER	RESULT	REPORTING LIMIT	UNITS	MDL
alpha-BHC	ND	0.030	ug/L	0.0062
beta-BHC	**0.0098 J**	**0.030**	**ug/L**	**0.0068**
delta-BHC	ND	0.030	ug/L	0.0064
gamma-BHC (Lindane)	ND	0.030	ug/L	0.0062
Heptachlor	ND	0.030	ug/L	0.0062
Aldrin	ND	0.030	ug/L	0.0061
Heptachlor epoxide	ND	0.030	ug/L	0.0065
Endosulfan I	ND	0.025	ug/L	0.0072
Dieldrin	ND	0.030	ug/L	0.0067
4,4'-DDE	ND	0.030	ug/L	0.0076
Endrin	ND	0.030	ug/L	0.0074
Endosulfan II	ND	0.025	ug/L	0.0072
4,4'-DDD	ND	0.030	ug/L	0.0085
Endosulfan sulfate	ND	0.030	ug/L	0.0083
4,4'-DDT	ND	0.030	ug/L	0.0086
Methoxychlor	ND	0.10	ug/L	0.010
Endrin ketone	ND	0.030	ug/L	0.013
Endrin aldehyde	ND	0.030	ug/L	0.0091
alpha-Chlordane	ND	0.030	ug/L	0.0073
gamma-Chlordane	ND	0.030	ug/L	0.0065
Toxaphene	ND	2.0	ug/L	0.33

SURROGATE	PERCENT RECOVERY	RECOVERY LIMITS
Tetrachloro-m-xylene	65	(39 - 130)
Decachlorobiphenyl	31	(10 - 147)

NOTE(S):

J Estimated result. Result is less than RL.

Environmental Quality Mgt., Inc.

Client Sample ID: FWGLL12mw-182C-0531-GW

GC Semivolatiles

Lot-Sample #...: A7J100103-030 **Work Order #...:** J8KQ71AH **Matrix.....:** WG
Date Sampled...: 10/09/07 13:20 **Date Received..:** 10/10/07
Prep Date.....: 10/11/07 **Analysis Date..:** 10/22/07
Prep Batch #...: 7284031
Dilution Factor: 1 **Initial Wgt/Vol:** 960 mL **Final Wgt/Vol..:** 5 mL
Method.....: SW846 8081A

PARAMETER	RESULT	REPORTING LIMIT	UNITS	MDL
alpha-BHC	ND	0.030	ug/L	0.0062
beta-BHC	**0.019 J**	**0.030**	**ug/L**	**0.0068**
delta-BHC	ND	0.030	ug/L	0.0064
gamma-BHC (Lindane)	ND	0.030	ug/L	0.0062
Heptachlor	ND	0.030	ug/L	0.0062
Aldrin	ND	0.030	ug/L	0.0061
Heptachlor epoxide	ND	0.030	ug/L	0.0065
Endosulfan I	ND	0.025	ug/L	0.0072
Dieldrin	ND	0.030	ug/L	0.0067
4,4'-DDE	ND	0.030	ug/L	0.0076
Endrin	ND	0.030	ug/L	0.0074
Endosulfan II	ND	0.025	ug/L	0.0072
4,4'-DDD	ND	0.030	ug/L	0.0085
Endosulfan sulfate	ND	0.030	ug/L	0.0083
4,4'-DDT	ND	0.030	ug/L	0.0086
Methoxychlor	**0.010 J**	**0.10**	**ug/L**	**0.010**
Endrin ketone	ND	0.030	ug/L	0.013
Endrin aldehyde	ND	0.030	ug/L	0.0091
alpha-Chlordane	ND	0.030	ug/L	0.0073
gamma-Chlordane	ND	0.030	ug/L	0.0065
Toxaphene	ND	2.0	ug/L	0.33

SURROGATE	PERCENT RECOVERY	RECOVERY LIMITS
Tetrachloro-m-xylene	74	(39 - 130)
Decachlorobiphenyl	38	(10 - 147)

NOTE(S):

J Estimated result. Result is less than RL.

Environmental Quality Mgt., Inc.

Client Sample ID: FWGLL12mw-153C-0530-GW

GC Semivolatiles

Lot-Sample #...: A7J100103-032 **Work Order #...:** J8KRF1AF **Matrix.....:** WG
Date Sampled...: 10/09/07 15:45 **Date Received...:** 10/10/07
Prep Date.....: 10/11/07 **Analysis Date..:** 10/22/07
Prep Batch #...: 7284031
Dilution Factor: 1 **Initial Wgt/Vol:** 930 mL **Final Wgt/Vol..:** 5 mL
Method.....: SW846 8081A

PARAMETER	RESULT	REPORTING LIMIT	UNITS	MDL
alpha-BHC	ND	0.030	ug/L	0.0062
beta-BHC	**0.010 J**	**0.030**	**ug/L**	**0.0068**
delta-BHC	ND	0.030	ug/L	0.0064
gamma-BHC (Lindane)	ND	0.030	ug/L	0.0062
Heptachlor	ND	0.030	ug/L	0.0062
Aldrin	ND	0.030	ug/L	0.0061
Heptachlor epoxide	ND	0.030	ug/L	0.0065
Endosulfan I	ND	0.025	ug/L	0.0072
Dieldrin	ND	0.030	ug/L	0.0067
4,4'-DDE	ND	0.030	ug/L	0.0076
Endrin	ND	0.030	ug/L	0.0074
Endosulfan II	ND	0.025	ug/L	0.0072
4,4'-DDD	ND	0.030	ug/L	0.0085
Endosulfan sulfate	ND	0.030	ug/L	0.0083
4,4'-DDT	ND	0.030	ug/L	0.0086
Methoxychlor	ND	0.10	ug/L	0.010
Endrin ketone	ND	0.030	ug/L	0.013
Endrin aldehyde	ND	0.030	ug/L	0.0091
alpha-Chlordane	ND	0.030	ug/L	0.0073
gamma-Chlordane	ND	0.030	ug/L	0.0065
Toxaphene	ND	2.0	ug/L	0.33

SURROGATE	PERCENT RECOVERY	RECOVERY LIMITS
Tetrachloro-m-xylene	91	(39 - 130)
Decachlorobiphenyl	53	(10 - 147)

NOTE(S):

J Estimated result. Result is less than RL.

FORM 8
PESTICIDES ANALYTICAL SEQUENCE

Lab Name: TESTAMERICA-NORTH CANTON Contract:

Lab Code: TALCAN Case No.: SAS No.: SDG No.: A7J100103

GC Column: CLP PESTICIDES I ID: 0.53 (mm) Init. Calib. Date(s): 10/01/07 10/04/07

Instrument ID: A2HP9

THE ANALYTICAL SEQUENCE OF PERFORMANCE EVALUATION MIXTURES, BLANKS, SAMPLES, AND STANDARDS IS GIVEN BELOW:

	MEAN SURROGATE RT FROM INITIAL CALIBRATION					
	CLIENT SAMPLE NO.	LAB SAMPLE ID	DATE ANALYZED	TIME ANALYZED	RT #	RT #
01		PEM E163	10/21/07	1606		
02		AB3 E113	10/21/07	1713		
03		TOX3 E080	10/21/07	1736		
04		MRL	10/21/07	1820		
05	FWGLL11MW-00	J8KPX1AD	10/21/07	1843		
06	FWGLL11MW-DU	J8KP21AD	10/21/07	1905		
07	FWGRQLMW-008	J8KP41AH	10/21/07	1928		
08	FWGRQLMW-008	J8KP41AJ	10/21/07	1950		
09	FWGRQLMW-008	J8KP41AK	10/21/07	2012		
10	FWGLL12MW-18	J8KP71AD	10/21/07	2035		
11	FWGLL12MW-DU	J8KP91AD	10/21/07	2057		
12	FWGCBPMW-007	J8KQE1AD	10/21/07	2119		
13	FWGEEQUIPRIN	J8KQH1AD	10/21/07	2142		
14	FWGCBPMW-006	J8KQJ1AD	10/21/07	2204		
15	FWGLL4MW-198	J8KQL1AD	10/21/07	2226		
16	FWGLL4MW-199	J8KQP1AD	10/21/07	2249		
17	FWGLL1MW-080	J8KQT1AD	10/21/07	2311		
18	FWGRQLMW-009	J8KQX1AD	10/21/07	2333		
19	FWGRQLMW-DUP	J8KQ11AD	10/21/07	2356		
20	FWGRQLMW-007	J8KQ31AD	10/22/07	0018		
21	FWGLL12MW-18	J8KQ71AH	10/22/07	0040		
22	INTRA-LAB BL	J8NF01AA	10/22/07	0103		
23	INTRA-LAB CH	J8NF01AC	10/22/07	0125		
24		PEM 3163	10/22/07	0147		
25		AB3 E113	10/22/07	0210		
26	FWGLL12MW-18	J8KQ71A7	10/22/07	0232		
27	FWGLL12MW-18	J8KQ71A8	10/22/07	0254		
28	FWGLL12MW-15	J8KRF1AF	10/22/07	0317		
29		PEM	10/22/07	0958		
30		AB3	10/22/07	1021		
31		MRL	10/22/07	1404		
32		TOX3 E080	10/22/07	1427		

QC LIMITS

Column used to flag retention time values with an asterisk.
* Values outside of QC limits.

STL North Canton

CONTINUING CALIBRATION COMPOUNDS

Instrument ID: a2hp9.i Injection Date: 21-OCT-2007 17:36
Lab File ID: 005F0501.D Init. Cal. Date(s): 01-OCT-2007 04-OCT-2007
Analysis Type: Init. Cal. Times: 13:03 14:47
Lab Sample ID: TOX3 E080 Quant Type: ESTD
Method: \\cansvr11\dd\chem\GCS\a2hp9.i\71021-1.b\PEST9.m

COMPOUND	RRF / AMOUNT	RF0.025	CCAL RRF0.025	MIN RRF	%D / %DRIFT	MAX %D / %DRIFT	CURVE TYPE	
24 Toxaphene (1)	456274	454265	454265	0.010	0.44032	15.00000	Averaged	
(2)	874679	856125	856125	0.010	2.12120	15.00000	Averaged	
(3)	1097881	1050780	1050780	0.010	4.29021	15.00000	Averaged	
(4)	654129	638652	638652	0.010	2.36600	15.00000	Averaged	
(5)	475311	339178	339178	0.010	28.64078	15.00000	Averaged	<-

7.57

Average %D / Drift Results.

Calculated Average %D/Drift = 0.85178
Maximun Average %D/Drift = 15.00000
* Passed Average %D/Drift Test.

STL North Canton

CONTINUING CALIBRATION COMPOUNDS

Instrument ID: a2hp9.i Injection Date: 21-OCT-2007 17:13
Lab File ID: 004F0401.D Init. Cal. Date(s): 01-OCT-2007 04-OCT-2007
Analysis Type: Init. Cal. Times: 13:03 14:47
Lab Sample ID: AB3 E113 Quant Type: ESTD
Method: \\cansvr11\dd\chem\GCS\a2hp9.i\71021-1.b\PEST9.m\PEST9r.m

COMPOUND	RRF / AMOUNT	RF0.025	CCAL RRF0.025	MIN RRF	%D / %DRIFT	MAX %D / %DRIFT	CURVE TYPE	
$ 1 Tetrachloro-m-xylene	116862618	115045920	115045920	0.000	1.55456	15.00000	Averaged	
4 alpha-BHC	181099548	172151000	172151000	0.010	4.94123	15.00000	Averaged	
5 gamma-BHC (Lindane)	149812553	140997480	140997480	0.010	5.88407	15.00000	Averaged	
6 beta-BHC	29539754	27496840	27496840	0.010	6.91581	15.00000	Averaged	
7 delta-BHC	157278994	132771600	132771600	0.010	15.58212	15.00000	Averaged	<-
8 Heptachlor	121602028	126443680	126443680	0.010	-3.98156	15.00000	Averaged	
10 Aldrin	173318164	172701520	172701520	0.010	0.35579	15.00000	Averaged	
12 Heptachlor epoxide	137370500	133992880	133992880	0.010	2.45877	15.00000	Averaged	
13 gamma-Chlordane	136444675	131872360	131872360	0.010	3.35104	15.00000	Averaged	
14 alpha-Chlordane	140584166	131197120	131197120	0.010	6.67717	15.00000	Averaged	
15 Endosulfan I	126829795	118580560	118580560	0.010	6.50418	15.00000	Averaged	
16 4,4'-DDE	144389703	133590920	133590920	0.010	7.47891	15.00000	Averaged	
17 Dieldrin	135128396	124936760	124936760	0.010	7.54219	15.00000	Averaged	
18 Endrin	108182979	102631480	102631480	0.010	5.13158	15.00000	Averaged	
21 4,4'-DDD	95570928	74200760	74200760	0.010	22.36053	15.00000	Averaged	<-
22 Endosulfan II	108030865	100374040	100374040	0.010	7.08763	15.00000	Averaged	
24 4,4'-DDT	73647267	64619560	64619560	0.010	12.25803	15.00000	Averaged	
25 Endrin aldehyde	72598625	62242520	62242520	0.010	14.26488	15.00000	Averaged	
26 Endosulfan sulfate	88580726	77508880	77508880	0.010	12.49916	15.00000	Averaged	
27 Methoxychlor	16867946	15385760	15385760	0.010	8.78700	15.00000	Averaged	
29 Endrin ketone	89357503	79631880	79631880	0.010	10.88395	15.00000	Averaged	
$ 30 Decachlorobiphenyl	41158818	39566720	39566720	0.010	3.86818	15.00000	Averaged	

Average %D / Drift Results.

Calculated Average %D/Drift = 7.74401
Maximun Average %D/Drift = 15.00000
* Passed Average %D/Drift Test.

$164.9454 / 20 = 8.25$

STL North Canton

CONTINUING CALIBRATION COMPOUNDS

Instrument ID: a2hp9.i Injection Date: 22-OCT-2007 02:10
Lab File ID: 028F2801.D Init. Cal. Date(s): 01-OCT-2007 04-OCT-2007
Analysis Type: Init. Cal. Times: 13:03 14:47
Lab Sample ID: AB3 E113 Quant Type: ESTD
Method: \\cansvr11\dd\chem\GCS\a2hp9.i\71021-1.b\PEST9.m\PEST9r.m

COMPOUND	RRF / AMOUNT	RF0.025	CCAL RRF0.025	MIN RRF	%D / %DRIFT	MAX %D / %DRIFT	CURVE TYPE	
$ 1 Tetrachloro-m-xylene	116862618	116343200	116343200	0.000	0.44447	15.00000	Averaged	
4 alpha-BHC	181099548	180300080	180300080	0.010	0.44145	15.00000	Averaged	
5 gamma-BHC (Lindane)	149812553	147299400	147299400	0.010	1.67753	15.00000	Averaged	
6 beta-BHC	29539754	28662560	28662560	0.010	2.96954	15.00000	Averaged	
7 delta-BHC	157278994	139352040	139352040	0.010	11.39819	15.00000	Averaged	
8 Heptachlor	121602028	128582920	128582920	0.010	-5.74077	15.00000	Averaged	
10 Aldrin	173318164	177551440	177551440	0.010	-2.44249	15.00000	Averaged	
12 Heptachlor epoxide	137370500	140465200	140465200	0.010	-2.25281	15.00000	Averaged	
13 gamma-Chlordane	136444675	131990400	131990400	0.010	3.26453	15.00000	Averaged	
14 alpha-Chlordane	140584166	133034880	133034880	0.010	5.36994	15.00000	Averaged	
15 Endosulfan I	126829795	121777560	121777560	0.010	3.98348	15.00000	Averaged	
16 4,4'-DDE	144389703	134738960	134738960	0.010	6.68382	15.00000	Averaged	
17 Dieldrin	135128396	127969680	127969680	0.010	5.29771	15.00000	Averaged	
18 Endrin	108182979	106379480	106379480	0.010	1.66708	15.00000	Averaged	
21 4,4'-DDD	95570928	78732000	78732000	0.010	17.61930	15.00000	Averaged	<-
22 Endosulfan II	108030865	104186480	104186480	0.010	3.55860	15.00000	Averaged	
24 4,4'-DDT	73647267	65227480	65227480	0.010	11.43259	15.00000	Averaged	
25 Endrin aldehyde	72598625	63030480	63030480	0.010	13.17951	15.00000	Averaged	
26 Endosulfan sulfate	88580726	77640840	77640840	0.010	12.35019	15.00000	Averaged	
27 Methoxychlor	16867946	15379320	15379320	0.010	8.82518	15.00000	Averaged	
29 Endrin ketone	89357503	78717920	78717920	0.010	11.90676	15.00000	Averaged	
$ 30 Decachlorobiphenyl	41158818	38929920	38929920	0.010	5.41536	15.00000	Averaged	

Average %D / Drift Results.

Calculated Average %D/Drift = 6.26915
Maximun Average %D/Drift = 15.00000
* Passed Average %D/Drift Test.

$\frac{132.06147}{20} = 6.6$

STL North Canton

CONTINUING CALIBRATION COMPOUNDS

Instrument ID: a2hp9.i Injection Date: 22-OCT-2007 10:21
Lab File ID: 050F5001.D Init. Cal. Date(s): 01-OCT-2007 04-OCT-2007
Analysis Type: Init. Cal. Times: 13:03 14:47
Lab Sample ID: AB3 Quant Type: ESTD
Method: \\cansvr11\dd\chem\GCS\a2hp9.i\71021-1.b\PEST9.m\PEST9r.m

COMPOUND	RRF / AMOUNT	RF0.025	CCAL RRF0.025	MIN RRF	%D / %DRIFT	MAX %D / %DRIFT	CURVE TYPE	
$ 1 Tetrachloro-m-xylene	116862618	122601600	122601600	0.000	-4.91088	15.00000	Averaged	
4 alpha-BHC	181099548	180694040	180694040	0.010	0.22391	15.00000	Averaged	
5 gamma-BHC (Lindane)	149812553	145284960	145284960	0.010	3.02217	15.00000	Averaged	
6 beta-BHC	29539754	28245440	28245440	0.010	4.38160	15.00000	Averaged	
7 delta-BHC	157278994	136373320	136373320	0.010	13.29210	15.00000	Averaged	
8 Heptachlor	121602028	123028720	123028720	0.010	-1.17325	15.00000	Averaged	
10 Aldrin	173318164	180438400	180438400	0.010	-4.10819	15.00000	Averaged	
12 Heptachlor epoxide	137370500	138705040	138705040	0.010	-0.97149	15.00000	Averaged	
13 gamma-Chlordane	136444675	131672760	131672760	0.010	3.49733	15.00000	Averaged	
14 alpha-Chlordane	140584166	133712040	133712040	0.010	4.88826	15.00000	Averaged	
15 Endosulfan I	126829795	120455360	120455360	0.010	5.02598	15.00000	Averaged	
16 4,4'-DDE	144389703	136531920	136531920	0.010	5.44207	15.00000	Averaged	
17 Dieldrin	135128396	128098640	128098640	0.010	5.20228	15.00000	Averaged	
18 Endrin	108182979	104355520	104355520	0.010	3.53795	15.00000	Averaged	
21 4,4'-DDD	95570928	77665960	77665960	0.010	18.73474	15.00000	Averaged	<-
22 Endosulfan II	108030865	103527480	103527480	0.010	4.16861	15.00000	Averaged	
24 4,4'-DDT	73647267	63721480	63721480	0.010	13.47747	15.00000	Averaged	
25 Endrin aldehyde	72598625	62079400	62079400	0.010	14.48957	15.00000	Averaged	
26 Endosulfan sulfate	88580726	77454120	77454120	0.010	12.56098	15.00000	Averaged	
27 Methoxychlor	16867946	14962920	14962920	0.010	11.29376	15.00000	Averaged	
29 Endrin ketone	89357503	76883640	76883640	0.010	13.95950	15.00000	Averaged	
$ 30 Decachlorobiphenyl	41158818	38661120	38661120	0.010	6.06844	15.00000	Averaged	

Average %D / Drift Results.

Calculated Average %D/Drift = 7.01957
Maximun Average %D/Drift = 15.00000
* Passed Average %D/Drift Test.

$143.45121 / 20 = 7.2$

STL North Canton

CONTINUING CALIBRATION COMPOUNDS

Instrument ID: a2hp9.i Injection Date: 22-OCT-2007 14:27
Lab File ID: 061F6101.D Init. Cal. Date(s): 01-OCT-2007 04-OCT-2007
Analysis Type: Init. Cal. Times: 13:03 14:47
Lab Sample ID: TOX3 E080 Quant Type: ESTD
Method: \\cansvr11\dd\chem\GCS\a2hp9.i\71021-1.b\PEST9.m

COMPOUND	RRF / AMOUNT	RF0.025	CCAL RRF0.025	MIN RRF	%D / %DRIFT	MAX %D / %DRIFT	CURVE TYPE	
24 Toxaphene (1)	456274	414444	414444	0.010	9.16775	15.00000	Averaged	
(2)	874679	770395	770395	0.010	11.92252	15.00000	Averaged	
(3)	1097881	958304	958304	0.010	12.71335	15.00000	Averaged	
(4)	654129	574475	574475	0.010	12.17706	15.00000	Averaged	
(5)	475311	324846	324846	0.010	31.65607	15.00000	Averaged	<-

15.5

Average %D / Drift Results.

Calculated Average %D/Drift = 15.52735
Maximun Average %D/Drift = 15.00000
* Failed Average %D/Drift Test.

Report Date: 22-Oct-2007 15:57

STL North Canton

CONTINUING CALIBRATION COMPOUNDS

Instrument ID: a2hp9.i Injection Date: 22-OCT-2007 14:27
Lab File ID: 061F6101.D Init. Cal. Date(s): 01-OCT-2007 04-OCT-2007
Analysis Type: Init. Cal. Times: 13:03 14:47
Lab Sample ID: TOX3 E080 Quant Type: ESTD
Method: \\cansvr11\dd\chem\GCS\a2hp9.i\71021-1.b\PEST9.m\PEST9r.m

COMPOUND	RRF / AMOUNT	RF0.025	CCAL RRF0.025	MIN RRF	%D / %DRIFT	MAX %D / %DRIFT	CURVE TYPE	
23 Toxaphene (1)	3009015	2856395	2856395	0.010	5.07208	15.00000	Averaged	
(2)	2839421	2261481	2261481	0.010	20.35415	15.00000	Averaged	<-
(3)	4566523	3609030	3609030	0.010	20.96766	15.00000	Averaged	<-
(4)	2627495	2061035	2061035	0.010	21.55894	15.00000	Averaged	<-
(5)	1894651	1490575	1490575	0.010	21.32721	15.00000	Averaged	<-

718

Average %D / Drift Results.	
Calculated Average %D/Drift =	17.85601
Maximun Average %D/Drift =	15.00000
* Failed Average %D/Drift Test.	

STL North Canton

CONTINUING CALIBRATION COMPOUNDS

Instrument ID: a2hp9.i Injection Date: 22-OCT-2007 14:04
Lab File ID: 060F6001.D Init. Cal. Date(s): 01-OCT-2007 04-OCT-2007
Analysis Type: Init. Cal. Times: 13:03 14:47
Lab Sample ID: MRL Quant Type: ESTD
Method: \\cansvr11\dd\chem\GCS\a2hp9.i\71021-1.b\PEST9.m\PEST9r.m

COMPOUND	RRF / AMOUNT	RF0.005	CCAL RRF0.005	MIN RRF	%D / %DRIFT	MAX %D / %DRIFT	CURVE TYPE	
$ 1 Tetrachloro-m-xylene	116862618	142794600	142794600	0.000	-22.19014	15.00000	Averaged	<-
4 alpha-BHC	181099548	178969000	178969000	0.010	1.17645	15.00000	Averaged	
5 gamma-BHC (Lindane)	149812553	143124000	143124000	0.010	4.46461	15.00000	Averaged	
6 beta-BHC	29539754	30146800	30146800	0.010	-2.05501	15.00000	Averaged	
7 delta-BHC	157278994	134868400	134868400	0.010	14.24894	15.00000	Averaged	
8 Heptachlor	121602028	122430200	122430200	0.010	-0.68105	15.00000	Averaged	
10 Aldrin	173318164	187165400	187165400	0.010	-7.98949	15.00000	Averaged	
12 Heptachlor epoxide	137370500	141115600	141115600	0.010	-2.72628	15.00000	Averaged	
13 gamma-Chlordane	136444675	137395200	137395200	0.010	-0.69664	15.00000	Averaged	
14 alpha-Chlordane	140584166	136611400	136611400	0.010	2.82590	15.00000	Averaged	
15 Endosulfan I	126829795	123438200	123438200	0.010	2.67413	15.00000	Averaged	
16 4,4'-DDE	144389703	143709000	143709000	0.010	0.47143	15.00000	Averaged	
17 Dieldrin	135128396	129458800	129458800	0.010	4.19571	15.00000	Averaged	
18 Endrin	108182979	108314800	108314800	0.010	-0.12185	15.00000	Averaged	
21 4,4'-DDD	95570928	66205600	66205600	0.010	30.72621	15.00000	Averaged	<- 18.27
22 Endosulfan II	108030865	96756200	96756200	0.010	10.43652	15.00000	Averaged	
24 4,4'-DDT	73647267	65593200	65593200	0.010	10.93600	15.00000	Averaged	
25 Endrin aldehyde	72598625	62546600	62546600	0.010	13.84603	15.00000	Averaged	
26 Endosulfan sulfate	88580726	78464600	78464600	0.010	11.42023	15.00000	Averaged	
27 Methoxychlor	16867946	15532600	15532600	0.010	7.91647	15.00000	Averaged	
29 Endrin ketone	89357503	87592200	87592200	0.010	1.97555	15.00000	Averaged	
$ 30 Decachlorobiphenyl	41158818	39778600	39778600	0.010	3.35340	15.00000	Averaged	

Average %D / Drift Results.

Calculated Average %D/Drift = 7.14218
Maximun Average %D/Drift = 15.00000
* Passed Average %D/Drift Test.

METHOD BLANK REPORT

GC Semivolatiles

Client Lot #...: A7J100103 **Work Order #...:** J8NF01AA **Matrix.....:** WATER
MB Lot-Sample #: A7J110000-031

Prep Date.....: 10/11/07 **Final Wgt/Vol..:** 5 mL
Analysis Date..: 10/22/07 **Prep Batch #...:** 7284031
Dilution Factor: 1 **Initial Wgt/Vol:** 1000 mL

PARAMETER	RESULT	REPORTING LIMIT	UNITS	METHOD
alpha-BHC	ND	0.030	ug/L	SW846 8081A
beta-BHC	ND	0.030	ug/L	SW846 8081A
delta-BHC	ND	0.030	ug/L	SW846 8081A
gamma-BHC (Lindane)	ND	0.030	ug/L	SW846 8081A
Heptachlor	ND	0.030	ug/L	SW846 8081A
Aldrin	ND	0.030	ug/L	SW846 8081A
Heptachlor epoxide	ND	0.030	ug/L	SW846 8081A
Endosulfan I	ND	0.025	ug/L	SW846 8081A
Dieldrin	ND	0.030	ug/L	SW846 8081A
4,4'-DDE	ND	0.030	ug/L	SW846 8081A
Endrin	ND	0.030	ug/L	SW846 8081A
Endosulfan II	ND	0.025	ug/L	SW846 8081A
4,4'-DDD	ND	0.030	ug/L	SW846 8081A
Endosulfan sulfate	ND	0.030	ug/L	SW846 8081A
4,4'-DDT	ND	0.030	ug/L	SW846 8081A
Methoxychlor	ND	0.10	ug/L	SW846 8081A
Endrin ketone	ND	0.030	ug/L	SW846 8081A
Endrin aldehyde	ND	0.030	ug/L	SW846 8081A
alpha-Chlordane	ND	0.030	ug/L	SW846 8081A
gamma-Chlordane	ND	0.030	ug/L	SW846 8081A
Toxaphene	ND	2.0	ug/L	SW846 8081A

SURROGATE	PERCENT RECOVERY	RECOVERY LIMITS
Tetrachloro-m-xylene	86	(39 - 130)
Decachlorobiphenyl	77	(10 - 147)

NOTE(S):

Calculations are performed before rounding to avoid round-off errors in calculated results.

Environmental Quality Mgt., Inc.

Client Sample ID: FWGEQUIPRINSE1-0556-GW

GC Semivolatiles

Lot-Sample #...: A7J090101-014 **Work Order #...:** J8G521AD **Matrix.....:** WQ
Date Sampled...: 10/08/07 16:10 **Date Received..:** 10/09/07
Prep Date.....: 10/10/07 **Analysis Date..:** 10/17/07
Prep Batch #...: 7283017
Dilution Factor: 1 **Initial Wgt/Vol:** 1050 mL **Final Wgt/Vol..:** 5 mL
Method.....: SW846 8081A

PARAMETER	RESULT	REPORTING LIMIT	UNITS	MDL
alpha-BHC	ND	0.030	ug/L	0.0062
beta-BHC	ND	0.030	ug/L	0.0068
delta-BHC	ND	0.030	ug/L	0.0064
gamma-BHC (Lindane)	ND	0.030	ug/L	0.0062
Heptachlor	ND	0.030	ug/L	0.0062
Aldrin	ND	0.030	ug/L	0.0061
Heptachlor epoxide	ND	0.030	ug/L	0.0065
Endosulfan I	ND	0.025	ug/L	0.0072
Dieldrin	ND	0.030	ug/L	0.0067
4,4'-DDE	ND	0.030	ug/L	0.0076
Endrin	ND	0.030	ug/L	0.0074
Endosulfan II	ND	0.025	ug/L	0.0072
4,4'-DDD	ND	0.030	ug/L	0.0085
Endosulfan sulfate	ND	0.030	ug/L	0.0083
4,4'-DDT	ND	0.030	ug/L	0.0086
Methoxychlor	ND	0.10	ug/L	0.010
Endrin ketone	ND	0.030	ug/L	0.013
Endrin aldehyde	ND	0.030	ug/L	0.0091
alpha-Chlordane	ND	0.030	ug/L	0.0073
gamma-Chlordane	ND	0.030	ug/L	0.0065
Toxaphene	ND	2.0	ug/L	0.33

SURROGATE	PERCENT RECOVERY	RECOVERY LIMITS
Tetrachloro-m-xylene	110	(39 - 130)
Decachlorobiphenyl	138	(10 - 147)

LABORATORY CONTROL SAMPLE EVALUATION REPORT

GC Semivolatiles

Client Lot #...: A7J100103 **Work Order #...:** J8NF01AC **Matrix.....:** WATER
LCS Lot-Sample#: A7J110000-031
Prep Date.....: 10/11/07 **Analysis Date..:** 10/22/07
Prep Batch #...: 7284031
Dilution Factor: 2 **Final Wgt/Vol..:** 5 mL
Initial Wgt/Vol: 1000 mL

PARAMETER	PERCENT RECOVERY	RECOVERY LIMITS	METHOD
alpha-BHC	101	(44 - 137)	SW846 8081A
beta-BHC	96	(50 - 135)	SW846 8081A
delta-BHC	95	(58 - 160)	SW846 8081A
gamma-BHC (Lindane)	**101**	**(58 - 127)**	**SW846 8081A**
Heptachlor	**91**	**(48 - 150)**	**SW846 8081A**
Aldrin	**98**	**(53 - 128)**	**SW846 8081A**
Heptachlor epoxide	102	(50 - 127)	SW846 8081A
Endosulfan I	47 a	(50 - 160)	SW846 8081A
Dieldrin	**101**	**(50 - 124)**	**SW846 8081A**
4,4'-DDE	99	(50 - 130)	SW846 8081A
Endrin	**103**	**(50 - 137)**	**SW846 8081A**
Endosulfan II	57	(50 - 144)	SW846 8081A
4,4'-DDD	95	(50 - 137)	SW846 8081A
Endosulfan sulfate	88	(50 - 160)	SW846 8081A
4,4'-DDT	**86**	**(50 - 145)**	**SW846 8081A**
Methoxychlor	85	(50 - 160)	SW846 8081A
Endrin ketone	89	(50 - 150)	SW846 8081A
Endrin aldehyde	93	(30 - 160)	SW846 8081A
alpha-Chlordane	98	(50 - 122)	SW846 8081A
gamma-Chlordane	105	(50 - 130)	SW846 8081A

SURROGATE	PERCENT RECOVERY	RECOVERY LIMITS
Tetrachloro-m-xylene	96	(39 - 130)
Decachlorobiphenyl	77	(10 - 147)

NOTE(S):

Calculations are performed before rounding to avoid round-off errors in calculated results.

Bold print denotes control parameters

a Spiked analyte recovery is outside stated control limits.

MATRIX SPIKE SAMPLE EVALUATION REPORT

GC Semivolatiles

Client Lot #...: A7J100103 **Work Order #...:** J8KP41AJ-MS **Matrix.....:** WG
MS Lot-Sample #: A7J100103-005 J8KP41AK-MSD
Date Sampled...: 10/09/07 12:10 **Date Received..:** 10/10/07
Prep Date.....: 10/11/07 **Analysis Date..:** 10/21/07
Prep Batch #...: 7284031
Dilution Factor: 2 **Initial Wgt/Vol:** 525 mL **Final Wgt/Vol..:** 5 mL

PARAMETER	PERCENT RECOVERY	RECOVERY LIMITS	RPD	RPD LIMITS	METHOD
alpha-BHC	71	(62 - 133)			SW846 8081A
	72	(62 - 133)	0.36	(0-49)	SW846 8081A
beta-BHC	55	(37 - 157)			SW846 8081A
	54	(37 - 157)	3.3	(0-54)	SW846 8081A
delta-BHC	60	(36 - 176)			SW846 8081A
	61	(36 - 176)	1.3	(0-58)	SW846 8081A
gamma-BHC (Lindane)	**71**	**(30 - 148)**			**SW846 8081A**
	72	**(30 - 148)**	**2.1**	**(0-22)**	**SW846 8081A**
Heptachlor	**68**	**(30 - 150)**			**SW846 8081A**
	67	**(30 - 150)**	**2.1**	**(0-32)**	**SW846 8081A**
Aldrin	**61**	**(30 - 150)**			**SW846 8081A**
	61	**(30 - 150)**	**0.34**	**(0-33)**	**SW846 8081A**
Heptachlor epoxide	68	(57 - 138)			SW846 8081A
	69	(57 - 138)	1.5	(0-54)	SW846 8081A
Endosulfan I	31	(30 - 150)			SW846 8081A
	30	(30 - 150)	1.7	(0-36)	SW846 8081A
Dieldrin	**67**	**(35 - 141)**			**SW846 8081A**
	69	**(35 - 141)**	**2.2**	**(0-37)**	**SW846 8081A**
4,4'-DDE	64	(30 - 146)			SW846 8081A
	63	(30 - 146)	1.9	(0-87)	SW846 8081A
Endrin	**83**	**(30 - 150)**			**SW846 8081A**
	82	**(30 - 150)**	**1.5**	**(0-40)**	**SW846 8081A**
Endosulfan II	36	(30 - 150)			SW846 8081A
	34	(30 - 150)	6.6	(0-87)	SW846 8081A
4,4'-DDD	67	(30 - 150)			SW846 8081A
	65	(30 - 150)	2.9	(0-61)	SW846 8081A
Endosulfan sulfate	56	(47 - 143)			SW846 8081A
	59	(47 - 143)	5.7	(0-53)	SW846 8081A
4,4'-DDT	**57**	**(30 - 150)**			**SW846 8081A**
	57	**(30 - 150)**	**0.55**	**(0-50)**	**SW846 8081A**
Methoxychlor	52	(27 - 178)			SW846 8081A
	56	(27 - 178)	7.1	(0-64)	SW846 8081A
Endrin ketone	59	(45 - 130)			SW846 8081A
	63	(45 - 130)	5.9	(0-55)	SW846 8081A
Endrin aldehyde	55	(30 - 150)			SW846 8081A
	55	(30 - 150)	0.76	(0-97)	SW846 8081A
alpha-Chlordane	63	(38 - 140)			SW846 8081A
	64	(38 - 140)	1.5	(0-55)	SW846 8081A
gamma-Chlordane	67	(36 - 150)			SW846 8081A
	69	(36 - 150)	2.2	(0-57)	SW846 8081A

(Continued on next page)

MATRIX SPIKE SAMPLE EVALUATION REPORT

GC Semivolatiles

Client Lot #...: A7J100103 **Work Order #...:** J8KP41AJ-MS **Matrix.....:** WG
MS Lot-Sample #: A7J100103-005 J8KP41AK-MSD

SURROGATE	PERCENT RECOVERY	RECOVERY LIMITS
Tetrachloro-m-xylene	72	(39 - 130)
	66	(39 - 130)
Decachlorobiphenyl	31	(10 - 147)
	37	(10 - 147)

NOTE(S):

Calculations are performed before rounding to avoid round-off errors in calculated results.

Bold print denotes control parameters

MATRIX SPIKE SAMPLE EVALUATION REPORT

GC Semivolatiles

Client Lot #...: A7J100103 **Work Order #...:** J8KQ71A7-MS **Matrix.....:** WG
MS Lot-Sample #: A7J100103-030 J8KQ71A8-MSD
Date Sampled...: 10/09/07 13:20 **Date Received..:** 10/10/07
Prep Date.....: 10/11/07 **Analysis Date..:** 10/22/07
Prep Batch #...: 7284031
Dilution Factor: 2 **Initial Wgt/Vol:** 450 mL **Final Wgt/Vol..:** 5 mL

PARAMETER	PERCENT RECOVERY	RECOVERY LIMITS	RPD	RPD LIMITS	METHOD
alpha-BHC	107	(62 - 133)			SW846 8081A
	103	(62 - 133)	3.9	(0-49)	SW846 8081A
beta-BHC	103	(37 - 157)			SW846 8081A
	102	(37 - 157)	1.0	(0-54)	SW846 8081A
delta-BHC	102	(36 - 176)			SW846 8081A
	103	(36 - 176)	0.30	(0-58)	SW846 8081A
gamma-BHC (Lindane)	**110**	**(30 - 148)**			**SW846 8081A**
	107	**(30 - 148)**	**1.9**	**(0-22)**	**SW846 8081A**
Heptachlor	**98**	**(30 - 150)**			**SW846 8081A**
	98	**(30 - 150)**	**0.18**	**(0-32)**	**SW846 8081A**
Aldrin	**99**	**(30 - 150)**			**SW846 8081A**
	93	**(30 - 150)**	**6.2**	**(0-33)**	**SW846 8081A**
Heptachlor epoxide	108	(57 - 138)			SW846 8081A
	106	(57 - 138)	1.8	(0-54)	SW846 8081A
Endosulfan I	55	(30 - 150)			SW846 8081A
	55	(30 - 150)	0.57	(0-36)	SW846 8081A
Dieldrin	**110**	**(35 - 141)**			**SW846 8081A**
	108	**(35 - 141)**	**1.2**	**(0-37)**	**SW846 8081A**
4,4'-DDE	96	(30 - 146)			SW846 8081A
	88	(30 - 146)	8.8	(0-87)	SW846 8081A
Endrin	**123**	**(30 - 150)**			**SW846 8081A**
	125	**(30 - 150)**	**2.0**	**(0-40)**	**SW846 8081A**
Endosulfan II	65	(30 - 150)			SW846 8081A
	65	(30 - 150)	0.76	(0-87)	SW846 8081A
4,4'-DDD	111	(30 - 150)			SW846 8081A
	110	(30 - 150)	0.48	(0-61)	SW846 8081A
Endosulfan sulfate	100	(47 - 143)			SW846 8081A
	101	(47 - 143)	0.98	(0-53)	SW846 8081A
4,4'-DDT	**81**	**(30 - 150)**			**SW846 8081A**
	76	**(30 - 150)**	**6.2**	**(0-50)**	**SW846 8081A**
Methoxychlor	90	(27 - 178)			SW846 8081A
	91	(27 - 178)	0.49	(0-64)	SW846 8081A
Endrin ketone	100	(45 - 130)			SW846 8081A
	103	(45 - 130)	3.2	(0-55)	SW846 8081A
Endrin aldehyde	111	(30 - 150)			SW846 8081A
	108	(30 - 150)	2.2	(0-97)	SW846 8081A
alpha-Chlordane	105	(38 - 140)			SW846 8081A
	101	(38 - 140)	3.7	(0-55)	SW846 8081A
gamma-Chlordane	113	(36 - 150)			SW846 8081A
	108	(36 - 150)	4.7	(0-57)	SW846 8081A

(Continued on next page)

MATRIX SPIKE SAMPLE EVALUATION REPORT

GC Semivolatiles

Client Lot #...: A7J100103 **Work Order #...:** J8KQ71A7-MS **Matrix.....:** WG
MS Lot-Sample #: A7J100103-030 J8KQ71A8-MSD

SURROGATE	PERCENT RECOVERY	RECOVERY LIMITS
Tetrachloro-m-xylene	99	(39 - 130)
	95	(39 - 130)
Decachlorobiphenyl	62	(10 - 147)
	50	(10 - 147)

NOTE(S):

Calculations are performed before rounding to avoid round-off errors in calculated results.

Bold print denotes control parameters.

SW846 8081A SURROGATE RECOVERY

Lab Name: TestAmerica Laboratories, Inc. Client: Environmental Quality Mgt., Inc.

Lab Code: TALCAN SDG No:

Lot #: A7J100103

Extraction: XXI10QJ36

	CLIENT ID.	SRG01	SRG02	TOT OUT
01	FWGLL11mw-002C-0528-GW	82	44	00
02	FWGLL11mw-DUP4-0554-GW	86	55	00
03	FWGRQLmw-008C-0546-GW	69	20*	00
04	FWGLL12mw-183C-0532-GW	93	72	00
05	FWGLL12mw-DUP2-0552-GW	86	77	00
06	FWGCBPmw-007C-0524-GW	89	80	00
07	FWGEEQUIPRINSE2-0557-GW	77	61	00
08	FWGCBPmw-006C-0523-GW	86	27*	00
09	FWGLL4mw-198C-0543-GW	83	38*	00
10	FWGLL4mw-199C-0544-GW	99	40*	00
11	FWGLL1mw-080C-0536-GW	82	86	00
12	FWGRQLmw-009C-0547-GW	86	53	00
13	FWGRQLmw-DUP3-0553-GW	62	58	00
14	FWGRQLmw-007C-0545-GW	65	31*	00
15	FWGLL12mw-182C-0531-GW	74	38*	00
16	FWGLL12mw-153C-0530-GW	91	53	00
17	METHOD BLK. J8NF01AA	86	77	00
18	LCS J8NF01AC	96	77	00
19	FWGRQLmw-008C-0546-GW D	66	37*	00
20	FWGLL12mw-182C-0531-GW D	95	50	00
21	FWGRQLmw-008C-0546-GW S	72	31*	00
22	FWGLL12mw-182C-0531-GW S	99	62	00

SURROGATES		QC LIMITS
SRG01	= Tetrachloro-m-xylene	(39-130)
SRG02	= Decachlorobiphenyl	(10-147)

\# Column to be used to flag recovery values
* Values outside of required QC Limits
D System monitoring Compound diluted out

FORM II

Laboratory Control Sample / Laboratory Control Sample Duplicate Outlier Report

Method Batch : 7284031 **Analysis Method :** 8081A **Analysis Date :** 10/22/2007

Preparation Batch : 7284031 **Preparation Type :** 3520C **Preparation Date :** 10/11/2007

Lab Reporting Batch : A7J100103 **Lab ID:** STLCAN

			Reported Values		Project Limits (Percent)			
LCS Lab Sample ID	Matrix	Analyte Name	Percent Recovery	RPD	Rejection Point	Lower Limit	Upper Limit	RPD
A7J110000031C	AQ	Endosulfan I	47		30.00	50.00	160.00	30.00

Associated Samples

Client Sample ID	Lab Sample ID
FWGCBPmw-006C-0523-GW	A7J100103015
FWGCBPmw-007C-0524-GW	A7J100103012
FWGEEQUIPRINSE2-0557-GW	A7J100103014
FWGLL11mw-002C-0528-GW	A7J100103001
FWGLL11mw-DUP4-0554-GW	A7J100103003
FWGLL12mw-153C-0530-GW	A7J100103032
FWGLL12mw-182C-0531-GW	A7J100103030
FWGLL12mw-183C-0532-GW	A7J100103007
FWGLL12mw-DUP2-0552-GW	A7J100103009
FWGLL1mw-080C-0536-GW	A7J100103021
FWGLL4mw-198C-0543-GW	A7J100103017
FWGLL4mw-199C-0544-GW	A7J100103019
FWGRQLmw-007C-0545-GW	A7J100103028
FWGRQLmw-008C-0546-GW	A7J100103005
FWGRQLmw-009C-0547-GW	A7J100103024
FWGRQLmw-DUP3-0553-GW	A7J100103026

Scope of Data Qualification: The outlier in the LCS qualifies that analyte in all samples with the same Preparation Batch ID as the LCS

Project Number and Name: 030240.0005 - Ravenna GW

Matrix Spike / Matrix Spike Duplicate Recovery and RPD Outlier Report

Method Batch : 7284031 **Analysis Method :** 8081A **Analysis Date :** 10/21/2007

Preparation Batch : 7284031 **Preparation Type :** 3520C **Preparation Date :** 10/11/2007

Lab Reporting Batch : A7J100103 **Lab ID:** STLCAN

Client Sample ID	Lab Sample ID	Matrix	Analyte Name	Reported *		Project Limits (Percent)			
				Percent Recovery	RPD	Rejection Point**	Lower Limit	Upper Limit	RPD
FWGRQLmw-008C-0546	A7J100103005S	AQ	Endosulfan I	31		0.00	40.00	140.00	20.00
			Endosulfan II	36		0.00	40.00	140.00	20.00
FWGRQLmw-008C-0546	A7J100103005D		Endosulfan I	30		0.00	40.00	140.00	20.00
			Endosulfan II	34		0.00	40.00	140.00	20.00

Associated Samples: Parent sample only

Client Sample ID	Lab Sample ID
FWGLL12mw-182C-0531-GW	A7J100103030
FWGRQLmw-008C-0546-GW	A7J100103005

Endosulfan II had no other QC outliers
therefore no qualifications were made.
DW 12/11/07

* Only those Percent Recovery and/or RPD values outside project limits are listed in this report.
** Metal are also assessed against an upper rejection point of 150 percent for waters and 200 percent for soils and sediments

Project Number and Name: ***030240.0005 - Ravenna GW***

POLYCHLORINATED BIPHENYLS DATA

Environmental Quality Mgt., Inc.

Client Sample ID: FWGLL11mw-002C-0528-GW

GC Semivolatiles

Lot-Sample #...: A7J100103-001	**Work Order #...:** J8KPX1AG	**Matrix.....:** WG	
Date Sampled...: 10/08/07 09:55	**Date Received..:** 10/10/07		
Prep Date.....: 10/11/07	**Analysis Date..:** 10/18/07		
Prep Batch #...: 7284032			
Dilution Factor: 1	**Initial Wgt/Vol:** 1050 mL	**Final Wgt/Vol..:** 2 mL	
	Method.....: SW846 8082		

PARAMETER	RESULT	REPORTING LIMIT	UNITS	MDL
Aroclor 1016	ND	0.50	ug/L	0.044
Aroclor 1221	ND	0.50	ug/L	0.045
Aroclor 1232	ND	0.50	ug/L	0.073
Aroclor 1242	ND	0.50	ug/L	0.060
Aroclor 1248	ND	0.50	ug/L	0.061
Aroclor 1254	ND	0.50	ug/L	0.032
Aroclor 1260	ND	0.50	ug/L	0.038

SURROGATE	PERCENT RECOVERY	RECOVERY LIMITS
Tetrachloro-m-xylene	85	(27 - 130)
Decachlorobiphenyl	33	(10 - 127)

Environmental Quality Mgt., Inc.

Client Sample ID: FWGLL11mw-DUP4-0554-GW

GC Semivolatiles

Lot-Sample #...:	A7J100103-003	**Work Order #...:**	J8KP21AG	**Matrix.....:**	WG
Date Sampled...:	10/08/07 09:55	**Date Received..:**	10/10/07		
Prep Date.....:	10/11/07	**Analysis Date..:**	10/18/07		
Prep Batch #...:	7284032				
Dilution Factor:	1	**Initial Wgt/Vol:**	1030 mL	**Final Wgt/Vol..:**	2 mL
		Method.....:	SW846 8082		

PARAMETER	RESULT	REPORTING LIMIT	UNITS	MDL
Aroclor 1016	ND	0.50	ug/L	0.044
Aroclor 1221	ND	0.50	ug/L	0.045
Aroclor 1232	ND	0.50	ug/L	0.073
Aroclor 1242	ND	0.50	ug/L	0.060
Aroclor 1248	ND	0.50	ug/L	0.061
Aroclor 1254	ND	0.50	ug/L	0.032
Aroclor 1260	ND	0.50	ug/L	0.038

SURROGATE	PERCENT RECOVERY	RECOVERY LIMITS
Tetrachloro-m-xylene	119	(27 - 130)
Decachlorobiphenyl	50	(10 - 127)

Environmental Quality Mgt., Inc.

Client Sample ID: FWGRQLmw-008C-0546-GW

GC Semivolatiles

Lot-Sample #...: A7J100103-005	**Work Order #...:** J8KP41AT	**Matrix.....:** WG	
Date Sampled...: 10/09/07 12:10	**Date Received..:** 10/10/07		
Prep Date.....: 10/11/07	**Analysis Date..:** 10/18/07		
Prep Batch #...: 7284032			
Dilution Factor: 1	**Initial Wgt/Vol:** 1050 mL	**Final Wgt/Vol..:** 2 mL	
	Method.....: SW846 8082		

PARAMETER	RESULT	REPORTING LIMIT	UNITS	MDL
Aroclor 1016	ND	0.50	ug/L	0.044
Aroclor 1221	ND	0.50	ug/L	0.045
Aroclor 1232	ND	0.50	ug/L	0.073
Aroclor 1242	ND	0.50	ug/L	0.060
Aroclor 1248	ND	0.50	ug/L	0.061
Aroclor 1254	ND	0.50	ug/L	0.032
Aroclor 1260	ND	0.50	ug/L	0.038

SURROGATE	PERCENT RECOVERY	RECOVERY LIMITS
Tetrachloro-m-xylene	79	(27 - 130)
Decachlorobiphenyl	15	(10 - 127)

Environmental Quality Mgt., Inc.

Client Sample ID: FWGLL12mw-183C-0532-GW

GC Semivolatiles

Lot-Sample #...:	A7J100103-007	**Work Order #...:**	J6KP71AG	**Matrix.....:**	WG
Date Sampled...:	10/09/07 14:45	**Date Received..:**	10/10/07		
Prep Date.....:	10/11/07	**Analysis Date..:**	10/18/07		
Prep Batch #...:	7284032				
Dilution Factor:	1	**Initial Wgt/Vol:**	1040 mL	**Final Wgt/Vol..:**	2 mL
		Method.....:	SW846 8082		

PARAMETER	RESULT	REPORTING LIMIT	UNITS	MDL
Aroclor 1016	ND	0.50	ug/L	0.044
Aroclor 1221	ND	0.50	ug/L	0.045
Aroclor 1232	ND	0.50	ug/L	0.073
Aroclor 1242	ND	0.50	ug/L	0.060
Aroclor 1248	ND	0.50	ug/L	0.061
Aroclor 1254	ND	0.50	ug/L	0.032
Aroclor 1260	ND	0.50	ug/L	0.038

SURROGATE	PERCENT RECOVERY	RECOVERY LIMITS
Tetrachloro-m-xylene	102	(27 - 130)
Decachlorobiphenyl	57	(10 - 127)

Environmental Quality Mgt., Inc.

Client Sample ID: FWGLL12mw-DUP2-0552-GW

GC Semivolatiles

Lot-Sample #...: A7J100103-009	**Work Order #...:** J8KP91AG	**Matrix.....:** WG	
Date Sampled...: 10/09/07 14:45	**Date Received..:** 10/10/07		
Prep Date.....: 10/11/07	**Analysis Date..:** 10/18/07		
Prep Batch #...: 7284032			
Dilution Factor: 1	**Initial Wgt/Vol:** 1030 mL	**Final Wgt/Vol..:** 2 mL	
	Method.....: SW846 8082		

PARAMETER	RESULT	REPORTING LIMIT	UNITS	MDL
Aroclor 1016	ND	0.50	ug/L	0.044
Aroclor 1221	ND	0.50	ug/L	0.045
Aroclor 1232	ND	0.50	ug/L	0.073
Aroclor 1242	ND	0.50	ug/L	0.060
Aroclor 1248	ND	0.50	ug/L	0.061
Aroclor 1254	ND	0.50	ug/L	0.032
Aroclor 1260	ND	0.50	ug/L	0.038

SURROGATE	PERCENT RECOVERY	RECOVERY LIMITS
Tetrachloro-m-xylene	85	(27 - 130)
Decachlorobiphenyl	75	(10 - 127)

Environmental Quality Mgt., Inc.

Client Sample ID: FWGCBPmw-007C-0524-GW

GC Semivolatiles

Lot-Sample #...: A7J100103-012 **Work Order #...:** J8KQE1AG **Matrix.....:** WG
Date Sampled...: 10/09/07 09:00 **Date Received..:** 10/10/07
Prep Date.....: 10/11/07 **Analysis Date..:** 10/18/07
Prep Batch #...: 7284032
Dilution Factor: 1 **Initial Wgt/Vol:** 1030 mL **Final Wgt/Vol..:** 2 mL
Method.....: SW846 8082

PARAMETER	RESULT	REPORTING LIMIT	UNITS	MDL
Aroclor 1016	ND	0.50	ug/L	0.044
Aroclor 1221	ND	0.50	ug/L	0.045
Aroclor 1232	ND	0.50	ug/L	0.073
Aroclor 1242	ND	0.50	ug/L	0.060
Aroclor 1248	ND	0.50	ug/L	0.061
Aroclor 1254	ND	0.50	ug/L	0.032
Aroclor 1260	ND	0.50	ug/L	0.038

SURROGATE	PERCENT RECOVERY	RECOVERY LIMITS
Tetrachloro-m-xylene	89	(27 - 130)
Decachlorobiphenyl	58	(10 - 127)

Environmental Quality Mgt., Inc.

Client Sample ID: *FWGEEQUIPRINSE2-0557-GW*

GC Semivolatiles

Lot-Sample #...: A7J100103-014 **Work Order #...:** J8KQH1AG **Matrix.....:** WG
Date Sampled...: 10/09/07 11:20 **Date Received..:** 10/10/07
Prep Date.....: 10/11/07 **Analysis Date..:** 10/18/07
Prep Batch #...: 7284032
Dilution Factor: 1 **Initial Wgt/Vol:** 1010 mL **Final Wgt/Vol..:** 2 mL
Method.....: SW846 8082

PARAMETER	RESULT	REPORTING LIMIT	UNITS	MDL
Aroclor 1016	ND	0.50	ug/L	0.044
Aroclor 1221	ND	0.50	ug/L	0.045
Aroclor 1232	ND	0.50	ug/L	0.073
Aroclor 1242	ND	0.50	ug/L	0.060
Aroclor 1248	ND	0.50	ug/L	0.061
Aroclor 1254	ND	0.50	ug/L	0.032
Aroclor 1260	ND	0.50	ug/L	0.038

SURROGATE	PERCENT RECOVERY	RECOVERY LIMITS
Tetrachloro-m-xylene	99	(27 - 130)
Decachlorobiphenyl	50	(10 - 127)

Environmental Quality Mgt., Inc.

Client Sample ID: FWGCBPmw-006C-0523-GW

GC Semivolatiles

Lot-Sample #...:	A7J100103-015	**Work Order #...:**	J8KQJ1AG	**Matrix.....:**	WG
Date Sampled...:	10/09/07 12:40	**Date Received..:**	10/10/07		
Prep Date.....:	10/11/07	**Analysis Date..:**	10/18/07		
Prep Batch #...:	7284032				
Dilution Factor:	1	**Initial Wgt/Vol:**	980 mL	**Final Wgt/Vol..:**	2 mL
		Method.....:	SW846 8082		

PARAMETER	RESULT	REPORTING LIMIT	UNITS	MDL
Aroclor 1016	ND	0.50	ug/L	0.044
Aroclor 1221	ND	0.50	ug/L	0.045
Aroclor 1232	ND	0.50	ug/L	0.073
Aroclor 1242	ND	0.50	ug/L	0.060
Aroclor 1248	ND	0.50	ug/L	0.061
Aroclor 1254	ND	0.50	ug/L	0.032
Aroclor 1260	ND	0.50	ug/L	0.038

SURROGATE	PERCENT RECOVERY	RECOVERY LIMITS
Tetrachloro-m-xylene	85	(27 - 130)
Decachlorobiphenyl	23	(10 - 127)

Environmental Quality Mgt., Inc.

Client Sample ID: FWGLL4mw-198C-0543-GW

GC Semivolatiles

Lot-Sample #...: A7J100103-017	**Work Order #...:** J8KQL1AG	**Matrix.....:** WG	
Date Sampled...: 10/09/07 14:25	**Date Received..:** 10/10/07		
Prep Date.....: 10/11/07	**Analysis Date..:** 10/18/07		
Prep Batch #...: 7284032			
Dilution Factor: 1	**Initial Wgt/Vol:** 1000 mL	**Final Wgt/Vol..:** 2 mL	
	Method.....: SW846 8082		

PARAMETER	RESULT	REPORTING LIMIT	UNITS	MDL
Aroclor 1016	ND	0.50	ug/L	0.044
Aroclor 1221	ND	0.50	ug/L	0.045
Aroclor 1232	ND	0.50	ug/L	0.073
Aroclor 1242	ND	0.50	ug/L	0.060
Aroclor 1248	ND	0.50	ug/L	0.061
Aroclor 1254	ND	0.50	ug/L	0.032
Aroclor 1260	ND	0.50	ug/L	0.038

SURROGATE	PERCENT RECOVERY	RECOVERY LIMITS
Tetrachloro-m-xylene	96	(27 - 130)
Decachlorobiphenyl	35	(10 - 127)

Environmental Quality Mgt., Inc.

Client Sample ID: FWGLL4mw-199C-0544-GW

GC Semivolatiles

Lot-Sample #...:	A7J100103-019	**Work Order #...:**	J8KQP1AG	**Matrix.....:**	WG
Date Sampled...:	10/09/07 16:20	**Date Received..:**	10/10/07		
Prep Date.....:	10/11/07	**Analysis Date..:**	10/18/07		
Prep Batch #...:	7284032				
Dilution Factor:	1	**Initial Wgt/Vol:**	1030 mL	**Final Wgt/Vol..:**	2 mL
		Method.....:	SW846 8082		

PARAMETER	RESULT	REPORTING LIMIT	UNITS	MDL
Aroclor 1016	ND	0.50	ug/L	0.044
Aroclor 1221	ND	0.50	ug/L	0.045
Aroclor 1232	ND	0.50	ug/L	0.073
Aroclor 1242	ND	0.50	ug/L	0.060
Aroclor 1248	ND	0.50	ug/L	0.061
Aroclor 1254	ND	0.50	ug/L	0.032
Aroclor 1260	ND	0.50	ug/L	0.038

SURROGATE	PERCENT RECOVERY	RECOVERY LIMITS
Tetrachloro-m-xylene	104	(27 - 130)
Decachlorobiphenyl	59	(10 - 127)

Environmental Quality Mgt., Inc.

Client Sample ID: FWGLL1mw-080C-0536-GW

GC Semivolatiles

Lot-Sample #...:	A7J100103-021	**Work Order #...:**	J8KQT1AG	**Matrix.....:**	WG
Date Sampled...:	10/08/07 17:00	**Date Received..:**	10/10/07		
Prep Date.....:	10/11/07	**Analysis Date..:**	10/18/07		
Prep Batch #...:	7284032				
Dilution Factor:	1	**Initial Wgt/Vol:**	990 mL	**Final Wgt/Vol..:**	2 mL
		Method.....:	SW846 8082		

PARAMETER	RESULT	REPORTING LIMIT	UNITS	MDL
Aroclor 1016	ND	0.50	ug/L	0.044
Aroclor 1221	ND	0.50	ug/L	0.045
Aroclor 1232	ND	0.50	ug/L	0.073
Aroclor 1242	ND	0.50	ug/L	0.060
Aroclor 1248	ND	0.50	ug/L	0.061
Aroclor 1254	ND	0.50	ug/L	0.032
Aroclor 1260	ND	0.50	ug/L	0.038

SURROGATE	PERCENT RECOVERY	RECOVERY LIMITS
Tetrachloro-m-xylene	78	(27 - 130)
Decachlorobiphenyl	69	(10 - 127)

Environmental Quality Mgt., Inc.

Client Sample ID: FWGRQLmw-009C-0547-GW

GC Semivolatiles

Lot-Sample #...:	A7J100103-024	**Work Order #...:**	J8KQX1AG	**Matrix.....:**	WG
Date Sampled...:	10/09/07 09:30	**Date Received..:**	10/10/07		
Prep Date.....:	10/11/07	**Analysis Date..:**	10/18/07		
Prep Batch #...:	7284032				
Dilution Factor:	1	**Initial Wgt/Vol:**	950 mL	**Final Wgt/Vol..:**	2 mL
		Method.....:	SW846 8082		

PARAMETER	RESULT	REPORTING LIMIT	UNITS	MDL
Aroclor 1016	ND	0.50	ug/L	0.044
Aroclor 1221	ND	0.50	ug/L	0.045
Aroclor 1232	ND	0.50	ug/L	0.073
Aroclor 1242	ND	0.50	ug/L	0.060
Aroclor 1248	ND	0.50	ug/L	0.061
Aroclor 1254	ND	0.50	ug/L	0.032
Aroclor 1260	ND	0.50	ug/L	0.038

SURROGATE	PERCENT RECOVERY	RECOVERY LIMITS
Tetrachloro-m-xylene	100	(27 - 130)
Decachlorobiphenyl	44	(10 - 127)

Environmental Quality Mgt., Inc.

Client Sample ID: FWGRQLmw-DUP3-0553-GW

GC Semivolatiles

Lot-Sample #...:	A7J100103-026	**Work Order #...:**	J8KQ11AC	**Matrix.....:**	WG
Date Sampled...:	10/09/07 10:30	**Date Received..:**	10/10/07		
Prep Date.....:	10/11/07	**Analysis Date..:**	10/18/07		
Prep Batch #...:	7284032				
Dilution Factor:	1	**Initial Wgt/Vol:**	910 mL	**Final Wgt/Vol..:**	2 mL
		Method.....:	SW846 8082		

PARAMETER	RESULT	REPORTING LIMIT	UNITS	MDL
Aroclor 1016	ND	0.50	ug/L	0.044
Aroclor 1221	ND	0.50	ug/L	0.045
Aroclor 1232	ND	0.50	ug/L	0.073
Aroclor 1242	ND	0.50	ug/L	0.060
Aroclor 1248	ND	0.50	ug/L	0.061
Aroclor 1254	ND	0.50	ug/L	0.032
Aroclor 1260	ND	0.50	ug/L	0.038

SURROGATE	PERCENT RECOVERY	RECOVERY LIMITS
Tetrachloro-m-xylene	90	(27 - 130)
Decachlorobiphenyl	57	(10 - 127)

Environmental Quality Mgt., Inc.

Client Sample ID: FWGRQLmw-007C-0545-GW

GC Semivolatiles

Lot-Sample #...: A7J100103-028 **Work Order #...:** J8KQ31AG **Matrix.....:** WG
Date Sampled...: 10/09/07 11:50 **Date Received..:** 10/10/07
Prep Date.....: 10/11/07 **Analysis Date..:** 10/18/07
Prep Batch #...: 7284032
Dilution Factor: 1 **Initial Wgt/Vol:** 850 mL **Final Wgt/Vol..:** 2 mL
Method.....: SW846 8082

PARAMETER	RESULT	REPORTING LIMIT	UNITS	MDL
Aroclor 1016	ND	0.50	ug/L	0.044
Aroclor 1221	ND	0.50	ug/L	0.045
Aroclor 1232	ND	0.50	ug/L	0.073
Aroclor 1242	ND	0.50	ug/L	0.060
Aroclor 1248	ND	0.50	ug/L	0.061
Aroclor 1254	ND	0.50	ug/L	0.032
Aroclor 1260	ND	0.50	ug/L	0.038

SURROGATE	PERCENT RECOVERY	RECOVERY LIMITS
Tetrachloro-m-xylene	86	(27 - 130)
Decachlorobiphenyl	40	(10 - 127)

Environmental Quality Mgt., Inc.

Client Sample ID: FWGLL12mw-182C-0531-GW

GC Semivolatiles

Lot-Sample #...:	A7J100103-030	**Work Order #...:**	J8KQ71AT	**Matrix.....:**	WG
Date Sampled...:	10/09/07 13:20	**Date Received..:**	10/10/07		
Prep Date.....:	10/11/07	**Analysis Date..:**	10/18/07		
Prep Batch #...:	7284032				
Dilution Factor:	1	**Initial Wgt/Vol:**	860 mL	**Final Wgt/Vol..:**	2 mL
		Method.....:	SW846 8082		

PARAMETER	RESULT	REPORTING LIMIT	UNITS	MDL
Aroclor 1016	ND	0.50	ug/L	0.044
Aroclor 1221	ND	0.50	ug/L	0.045
Aroclor 1232	ND	0.50	ug/L	0.073
Aroclor 1242	ND	0.50	ug/L	0.060
Aroclor 1248	ND	0.50	ug/L	0.061
Aroclor 1254	ND	0.50	ug/L	0.032
Aroclor 1260	ND	0.50	ug/L	0.038

SURROGATE	PERCENT RECOVERY	RECOVERY LIMITS
Tetrachloro-m-xylene	120	(27 - 130)
Decachlorobiphenyl	48	(10 - 127)

Environmental Quality Mgt., Inc.

Client Sample ID: FWGLL12mw-153C-0530-GW

GC Semivolatiles

Lot-Sample #...:	A7J100103-032	**Work Order #...:**	J8KRF1AJ	**Matrix.....:**	WG
Date Sampled...:	10/09/07 15:45	**Date Received..:**	10/10/07		
Prep Date.....:	10/11/07	**Analysis Date..:**	10/18/07		
Prep Batch #...:	7284032				
Dilution Factor:	1	**Initial Wgt/Vol:**	910 mL	**Final Wgt/Vol..:**	2 mL
		Method.....:	SW846 8082		

PARAMETER	RESULT	REPORTING LIMIT	UNITS	MDL
Aroclor 1016	ND	0.50	ug/L	0.044
Aroclor 1221	ND	0.50	ug/L	0.045
Aroclor 1232	ND	0.50	ug/L	0.073
Aroclor 1242	ND	0.50	ug/L	0.060
Aroclor 1248	ND	0.50	ug/L	0.061
Aroclor 1254	ND	0.50	ug/L	0.032
Aroclor 1260	ND	0.50	ug/L	0.038

SURROGATE	PERCENT RECOVERY	RECOVERY LIMITS
Tetrachloro-m-xylene	138 *	(27 - 130)
Decachlorobiphenyl	79	(10 - 127)

NOTE(S):

* Surrogate recovery is outside stated control limits.

FORM 8
SEMIVOLATILE ANALYTICAL SEQUENCE

Lab Name: TESTAMERICA-NORTH CANTON Contract:

Lab Code: TALCAN Case No.: SAS No.: SDG No.: A7J100103

GC Column: RESTEK PEST CLPI ID: 0.53 (mm) Init. Calib. Date(s): 09/14/07 10/10/07

Instrument ID: A2HP10

THE ANALYTICAL SEQUENCE OF PERFORMANCE EVALUATION MIXTURES, BLANKS, SAMPLES, AND STANDARDS IS GIVEN BELOW:

MEAN SURROGATE RT FROM INITIAL CALIBRATION
S1 : 1.27 S2 : 6.87

	CLIENT SAMPLE NO.	LAB SAMPLE ID	DATE ANALYZED	TIME ANALYZED	S1 RT	#	S2 RT	#
01		MRL	10/17/07	1508	1.27		6.87	
02		E142	10/18/07	0032	1.27		6.87	
03	FWGLL11MW-00	J8KPX1AG	10/18/07	0047	1.27		6.87	
04	FWGLL11MW-DU	J8KP21AG	10/18/07	0102	1.27		6.87	
05	FWGRQLMW-008	J8KP41AT	10/18/07	0117	1.27		6.87	
06	FWGRQLMW-008	J8KP41AU	10/18/07	0133	1.27		6.87	
07	FWGRQLMW-008	J8KP41AV	10/18/07	0148	1.27		6.87	
08	FWGLL12MW-18	J8KP71AG	10/18/07	0203	1.28		6.87	
09	FWGLL12MW-DU	J8KP91AG	10/18/07	0218	1.27		6.87	
10	FWGCBPMW-007	J8KQE1AG	10/18/07	0233	1.27		6.87	
11	FWGEEQUIPRIN	J8KQH1AG	10/18/07	0249	1.27		6.87	
12	FWGCBPMW-006	J8KQJ1AG	10/18/07	0304	1.27		6.87	
13	J8NF1BLK	J8NF11AA	10/18/07	0319	1.27		6.87	
14		E142	10/18/07	0334	1.27		6.87	
15	FWGLL4MW-198	J8KQL1AG	10/18/07	0350	1.27		6.87	
16	FWGLL4MW-199	J8KQP1AG	10/18/07	0405	1.27		6.87	
17	FWGLL1MW-080	J8KQT1AG	10/18/07	0420	1.27		6.87	
18	FWGRQLMW-009	J8KQX1AG	10/18/07	0436	1.27		6.87	
19	FWGRQLMW-DUP	J8KQ11AG	10/18/07	0451	1.27		6.87	
20	FWGRQLMW-007	J8KQ31AG	10/18/07	0506	1.27		6.87	
21	FWGLL12MW-18	J8KQ71AT	10/18/07	0521	1.27		6.87	
22	FWGLL12MW-18	J8KQ71A9	10/18/07	0537	1.27		6.87	
23	FWGLL12MW-18	J8KQ71CA	10/18/07	0552	1.27		6.87	
24	FWGLL12MW-15	J8KRF1AJ	10/18/07	0607	1.27		6.87	
25	J8NF1CHK	J8NF11AC	10/18/07	0623	1.27		6.87	
26		E142	10/18/07	0638	1.27		6.87	
27		MRL	10/18/07	0653	1.27		6.87	
28								
29								
30								
31								
32								

QC LIMITS
S1 = TCMX (+/- 0.10 MINUTES)
S2 = DCB (+/- 0.10 MINUTES)

Column used to flag retention time values with an asterisk.
* Values outside of QC limits.

Data File: \\cansvr11\DD\chem\GCS\a2hp10.i\71017-1.b\007F0701.D
Report Date: 18-Oct-2007 10:16

STL North Canton

CONTINUING CALIBRATION COMPOUNDS

Instrument ID: a2hp10.i Injection Date: 17-OCT-2007 15:08
Lab File ID: 007F0701.D Init. Cal. Date(s): 14-SEP-2007 10-OCT-2007
Analysis Type: Init. Cal. Times: 15:17 01:35
Lab Sample ID: MRL Quant Type: ESTD
Method: \\CANSVR11\dd\chem\GCS\a2hp10.i\71017-1.b\PCB10.m

COMPOUND	RRF / AMOUNT	MIN RF0.050	MIN RRF	%D / %DRIFT	MAX %D / %DRIFT	CURVE TYPE	
$ 1 TCMX	68357827	71536800	0.010	-4.65049	15.00000	Averaged	
3 AROCLOR-1016 (1)	645798	751740	0.010	-16.40484	15.00000	Averaged	<-
(2)	1040548	1252280	0.010	-20.34814	15.00000	Averaged	<-
(3)	1915147	2137560	0.010	-11.61339	15.00000	Averaged	
(4)	691439	1164360	0.010	-68.39674	15.00000	Averaged	<-
(5)	766782	1282900	0.010	-67.30961	15.00000	Averaged	<-
8 AROCLOR-1260 (1)	2917872	4336820	0.010	-48.62953	15.00000	Averaged	<-
(2)	5294624	8405420	0.010	-58.75385	15.00000	Averaged	<-
(3)	4946867	8523840	0.010	-72.30783	15.00000	Averaged	<-
(4)	6902009	8744360	0.010	-26.69296	15.00000	Averaged	<-
(5)	3405831	5226880	0.010	-53.46859	15.00000	Averaged	<-
$ 12 DCB	63714037	83009600	0.010	-30.28463	15.00000	Averaged	<-

~~37.7~~ 36.8

~~58.83~~ 51.97

Data File: \\CANSVR11\dd\chem\GCS\a2hp10.i\71017-1.b\044F4401.D
Report Date: 18-Oct-2007 00:43

STL North Canton

CONTINUING CALIBRATION COMPOUNDS

Instrument ID: a2hp10.i Injection Date: 18-OCT-2007 00:32
Lab File ID: 044F4401.D Init. Cal. Date(s): 14-SEP-2007 10-OCT-2007
Analysis Type: wipe Init. Cal. Times: 15:17 01:35
Lab Sample ID: E142 Quant Type: ESTD
Method: \\CANSVR11\dd\chem\GCS\a2hp10.i\71017-1.b\PCB10.m

COMPOUND	RRF / AMOUNT	RF0.500	MIN RRF	%D / %DRIFT	MAX %D / %DRIFT	CURVE TYPE	
$ 1 TCMX	68357827	78973520	0.010	-15.52959	15.00000	Averaged	<-
3 AROCLOR-1016 (1)	645798	706368	0.010	-9.37911	15.00000	Averaged	
(2)	1040548	1153892	0.010	-10.89274	15.00000	Averaged	
(3)	1915147	2232896	0.010	-16.59139	15.00000	Averaged	<-
(4)	691439	772546	0.010	-11.73024	15.00000	Averaged	
(5)	766782	861110	0.010	-12.30180	15.00000	Averaged	
8 AROCLOR-1260 (1)	2917872	3177298	0.010	-8.89092	15.00000	Averaged	
(2)	5294624	5961612	0.010	-12.59745	15.00000	Averaged	
(3)	4946867	5699076	0.010	-15.20576	15.00000	Averaged	<-
(4)	6902009	8201190	0.010	-18.82323	15.00000	Averaged	<-
(5)	3405831	4060422	0.010	-19.21973	15.00000	Averaged	<-
$ 12 DCB	63714037	76920240	0.010	-20.72731	15.00000	Averaged	<-

12.2

14.94

Data File: \\CANSVR11\dd\chem\GCS\a2hp10.i\71017-1.b\056F5601.D
Report Date: 18-Oct-2007 03:46

STL North Canton

CONTINUING CALIBRATION COMPOUNDS

Instrument ID: a2hp10.i Injection Date: 18-OCT-2007 03:34
Lab File ID: 056F5601.D Init. Cal. Date(s): 14-SEP-2007 10-OCT-2007
Analysis Type: wipe Init. Cal. Times: 15:17 01:35
Lab Sample ID: E142 Quant Type: ESTD
Method: \\CANSVR11\dd\chem\GCS\a2hp10.i\71017-1.b\PCB10.m

COMPOUND	RRF / AMOUNT	RF0.500	MIN RRF	%D / %DRIFT	MAX %D / %DRIFT	CURVE TYPE	
$ 1 TCMX	68357827	79072800	0.010	-15.67483	15.00000	Averaged	<-
3 AROCLOR-1016 (1)	645798	746076	0.010	-15.52778	15.00000	Averaged	<-
(2)	1040548	1180572	0.010	-13.45677	15.00000	Averaged	
(3)	1915147	2214264	0.010	-15.61852	15.00000	Averaged	<-
(4)	691439	767696	0.010	-11.02881	15.00000	Averaged	
(5)	766782	849302	0.010	-10.76186	15.00000	Averaged	
8 AROCLOR-1260 (1)	2917872	3268016	0.010	-11.99997	15.00000	Averaged	
(2)	5294624	5977610	0.010	-12.89961	15.00000	Averaged	
(3)	4946867	5663590	0.010	-14.48841	15.00000	Averaged	
(4)	6902009	7976992	0.010	-15.57493	15.00000	Averaged	<-
(5)	3405831	3929796	0.010	-15.38437	15.00000	Averaged	<-
$ 12 DCB	63714037	73625360	0.010	-15.55595	15.00000	Averaged	<-

13.3

14.1

Data File: \\CANSVR11\dd\chem\GCS\a2hp10.i\71017-1.b\068F6801.D
Report Date: 18-Oct-2007 06:49

STL North Canton

CONTINUING CALIBRATION COMPOUNDS

Instrument ID: a2hp10.i Injection Date: 18-OCT-2007 06:38
Lab File ID: 068F6801.D Init. Cal. Date(s): 14-SEP-2007 10-OCT-2007
Analysis Type: wipe Init. Cal. Times: 15:17 01:35
Lab Sample ID: E142 Quant Type: ESTD
Method: \\CANSVR11\dd\chem\GCS\a2hp10.i\71017-1.b\PCB10.m

COMPOUND	RRF / AMOUNT	RF0.500	MIN RRF	%D / %DRIFT	MAX %D / %DRIFT	CURVE TYPE
$ 1 TCMX	68357827	7634092	0.010	-11.67839	15.00000	Averaged
3 AROCLOR-1016 (1)	645798	692060	0.010	-7.16355	15.00000	Averaged
(2)	1040548	1122192	0.010	-7.84627	15.00000	Averaged
(3)	1915147	2120858	0.010	-10.74129	15.00000	Averaged
(4)	691439	741730	0.010	-7.27345	15.00000	Averaged
(5)	766782	826138	0.010	-7.74092	15.00000	Averaged
8 AROCLOR-1260 (1)	2917872	3164692	0.010	-8.45889	15.00000	Averaged
(2)	5294624	5783320	0.010	-9.23004	15.00000	Averaged
(3)	4946867	5495716	0.010	-11.09487	15.00000	Averaged
(4)	6902009	7746606	0.010	-12.23697	15.00000	Averaged
(5)	3405831	3808078	0.010	-11.81056	15.00000	Averaged
$ 12 DCB	63714037	7244028	0.010	-13.69595	15.00000	Averaged

Data File: \\cansvr11\DD\chem\GCS\a2hp10.i\71017-1.b\069F6901.D
Report Date: 18-Oct-2007 10:16

STL North Canton

CONTINUING CALIBRATION COMPOUNDS

Instrument ID: a2hp10.i Injection Date: 18-OCT-2007 06:53
Lab File ID: 069F6901.D Init. Cal. Date(s): 14-SEP-2007 10-OCT-2007
Analysis Type: Init. Cal. Times: 15:17 01:35
Lab Sample ID: MRL Quant Type: ESTD
Method: \\CANSVR11\dd\chem\GCS\a2hp10.i\71017-1.b\PCB10.m

COMPOUND	RRF / AMOUNT	RF0.050	MIN RRF	%D / %DRIFT	MAX %D / %DRIFT	CURVE TYPE	
$ 1 TCMX	68357827	77581200	0.010	-13.49278	15.00000	Averaged	
3 AROCLOR-1016 (1)	645798	773060	0.010	-19.70618	15.00000	Averaged	<-
(2)	1040548	1238560	0.010	-19.02961	15.00000	Averaged	<-
(3)	1915147	2134600	0.010	-11.45884	15.00000	Averaged	
(4)	691439	888920	0.010	-28.56095	15.00000	Averaged	<-
(5)	766782	981420	0.010	-27.99205	15.00000	Averaged	<-
8 AROCLOR-1260 (1)	2917872	3699240	0.010	-26.77868	15.00000	Averaged	<-
(2)	5294624	6938660	0.010	-31.05104	15.00000	Averaged	<-
(3)	4946867	5877160	0.010	-18.80569	15.00000	Averaged	<-
(4)	6902009	8692500	0.010	-25.94159	15.00000	Averaged	<-
(5)	3405831	4434100	0.010	-30.19145	15.00000	Averaged	<-
$ 12 DCB	63714037	85351600	0.010	-33.96043	15.00000	Averaged	<-

26.6

METHOD BLANK REPORT

GC Semivolatiles

Client Lot #...: A7J100103 **Work Order #...:** J8NF11AA **Matrix.....:** WATER
MS Lot-Sample #: A7J110000-032

Prep Date.....: 10/11/07 **Final Wgt/Vol..:** 2 mL
Analysis Date..: 10/18/07 **Prep Batch #...:** 7284032
Dilution Factor: 1 **Initial Wgt/Vol:** 1000 mL

PARAMETER	RESULT	REPORTING LIMIT	UNITS	METHOD
Aroclor 1016	ND	0.50	ug/L	SW846 8082
Aroclor 1221	ND	0.50	ug/L	SW846 8082
Aroclor 1232	ND	0.50	ug/L	SW846 8082
Aroclor 1242	ND	0.50	ug/L	SW846 8082
Aroclor 1248	ND	0.50	ug/L	SW846 8082
Aroclor 1254	ND	0.50	ug/L	SW846 8082
Aroclor 1260	ND	0.50	ug/L	SW846 8082

SURROGATE	PERCENT RECOVERY	RECOVERY LIMITS
Tetrachloro-m-xylene	98	(27 - 130)
Decachlorobiphenyl	78	(10 - 127)

NOTE(S):

Calculations are performed before rounding to avoid round-off errors in calculated results.

Environmental Quality Mgt., Inc.

Client Sample ID: FWGEQUIPRINSE1-0556-GW

GC Semivolatiles

Lot-Sample #...:	A7J090101-014	**Work Order #...:**	J8G521AG	**Matrix.....:**	WQ
Date Sampled...:	10/08/07 16:10	**Date Received..:**	10/09/07		
Prep Date.....:	10/10/07	**Analysis Date..:**	10/14/07		
Prep Batch #...:	7283018				
Dilution Factor:	1	**Initial Wgt/Vol:**	960 mL	**Final Wgt/Vol..:**	2 mL
		Method.....:	SW846 8082		

PARAMETER	RESULT	REPORTING LIMIT	UNITS	MDL
Aroclor 1016	ND	0.50	ug/L	0.044
Aroclor 1221	ND	0.50	ug/L	0.045
Aroclor 1232	ND	0.50	ug/L	0.073
Aroclor 1242	ND	0.50	ug/L	0.060
Aroclor 1248	ND	0.50	ug/L	0.061
Aroclor 1254	ND	0.50	ug/L	0.032
Aroclor 1260	ND	0.50	ug/L	0.038

SURROGATE	PERCENT RECOVERY	RECOVERY LIMITS
Tetrachloro-m-xylene	95	(27 - 130)
Decachlorobiphenyl	79	(10 - 127)

LABORATORY CONTROL SAMPLE EVALUATION REPORT

GC Semivolatiles

Client Lot #...: A7J100103 **Work Order #...:** J8NF11AC **Matrix.....:** WATER
LCS Lot-Sample#: A7J110000-032
Prep Date.....: 10/11/07 **Analysis Date..:** 10/18/07
Prep Batch #...: 7284032
Dilution Factor: 5 **Final Wgt/Vol..:** 2 mL
Initial Wgt/Vol: 1000 mL

PARAMETER	PERCENT RECOVERY	RECOVERY LIMITS	METHOD
Aroclor 1016	**102**	**(44 - 119)**	**SW846 8082**
Aroclor 1260	**99**	**(41 - 118)**	**SW846 8082**

SURROGATE	PERCENT RECOVERY	RECOVERY LIMITS
Tetrachloro-m-xylene	98	(27 - 130)
Decachlorobiphenyl	37	(10 - 127)

NOTE(S):

Calculations are performed before rounding to avoid round-off errors in calculated results.

Bold print denotes control parameters

MATRIX SPIKE SAMPLE EVALUATION REPORT

GC Semivolatiles

Client Lot #...: A7J100103 **Work Order #...:** J8KP41AU-MS **Matrix.....:** WG
MS Lot-Sample #: A7J100103-005 J8KP41AV-MSD
Date Sampled...: 10/09/07 12:10 **Date Received..:** 10/10/07
Prep Date.....: 10/11/07 **Analysis Date..:** 10/18/07
Prep Batch #...: 7284032
Dilution Factor: 5 **Initial Wgt/Vol:** 510 mL **Final Wgt/Vol..:** 2 mL

PARAMETER	PERCENT RECOVERY	RECOVERY LIMITS	RPD	RPD LIMITS	METHOD
Aroclor 1016	**91**	**(10 - 166)**			**SW846 8082**
	122	**(10 - 166)**	**29**	**(0-30)**	**SW846 8082**
Aroclor 1260	**66**	**(21 - 140)**			**SW846 8082**
	82	**(21 - 140)**	**21**	**(0-30)**	**SW846 8082**

SURROGATE	PERCENT RECOVERY	RECOVERY LIMITS
Tetrachloro-m-xylene	87	(27 - 130)
	115	(27 - 130)
Decachlorobiphenyl	26	(10 - 127)
	26	(10 - 127)

NOTE(S):

Calculations are performed before rounding to avoid round-off errors in calculated results.

Bold print denotes control parameters

MATRIX SPIKE SAMPLE EVALUATION REPORT

GC Semivolatiles

Client Lot #...: A7J100103 **Work Order #...:** J8KQ71A9-MS **Matrix.....:** WG
MS Lot-Sample #: A7J100103-030 J8KQ71CA-MSD
Date Sampled...: 10/09/07 13:20 **Date Received..:** 10/10/07
Prep Date.....: 10/11/07 **Analysis Date..:** 10/18/07
Prep Batch #...: 7284032
Dilution Factor: 5 **Initial Wgt/Vol:** 460 mL **Final Wgt/Vol..:** 2 mL

PARAMETER	PERCENT RECOVERY	RECOVERY LIMITS	RPD	RPD LIMITS	METHOD
Aroclor 1016	**100**	**(10 - 166)**			**SW846 8082**
	100	**(10 - 166)**	**0.55**	**(0-30)**	**SW846 8082**
Aroclor 1260	**78**	**(21 - 140)**			**SW846 8082**
	77	**(21 - 140)**	**0.89**	**(0-30)**	**SW846 8082**

SURROGATE	PERCENT RECOVERY	RECOVERY LIMITS
Tetrachloro-m-xylene	99	(27 - 130)
	102	(27 - 130)
Decachlorobiphenyl	46	(10 - 127)
	43	(10 - 127)

NOTE(S):

Calculations are performed before rounding to avoid round-off errors in calculated results.

Bold print denotes control parameters

Matrix Spike / Matrix Spike Duplicate Recovery and RPD Outlier Report

Method Batch : 7284032 **Analysis Method :** 8082 **Analysis Date :** 10/18/2007

Preparation Batch : 7284032 **Preparation Type :** 3520C **Preparation Date :** 10/11/2007

Lab Reporting Batch : A7J100103 **Lab ID:** STLCAN

Client Sample ID	Lab Sample ID	Matrix	Analyte Name	Reported *		Project Limits (Percent)			
				Percent Recovery	RPD	Rejection Point**	Lower Limit	Upper Limit	RPD
FWGRQLmw-008C-0546	A7J100103005D	AQ	Aroclor 1016		29	0.00	40.00	140.00	20.00
			Aroclor 1260		21	0.00	40.00	140.00	20.00

Associated Samples: Parent sample only

Client Sample ID	Lab Sample ID
FWGLL12mw-182C-0531-GW	A7J100103030
FWGRQLmw-008C-0546-GW	A7J100103005

* Only those Percent Recovery and/or RPD values outside project limits are listed in this report.
** Metal are also assessed against an upper rejection point of 150 percent for waters and 200 percent for soils and sediments

Project Number and Name: ***030240.0005 - Ravenna GW***

SW846 8082 SURROGATE RECOVERY

Lab Name: TestAmerica Laboratories, Inc. Client: Environmental Quality Mgt., Inc.

Lab Code: TALCAN SDG No:

Lot #: A7J100103

Extraction: XXI61QH8E

	CLIENT ID.	SRG01	SRG02	TOT OUT
01	FWGLL11mw-002C-0528-GW	85	33	00
02	FWGLL11mw-DUP4-0554-GW	119	50	00
03	FWGRQLmw-008C-0546-GW	79	15	00
04	FWGLL12mw-183C-0532-GW	102	57	00
05	FWGLL12mw-DUP2-0552-GW	85	75	00
06	FWGCBPmw-007C-0524-GW	89	58	00
07	FWGEEQUIPRINSE2-0557-GW	99	50	00
08	FWGCBPmw-006C-0523-GW	85	23	00
09	FWGLL4mw-198C-0543-GW	96	35	00
10	FWGLL4mw-199C-0544-GW	104	59	00
11	FWGLL1mw-080C-0536-GW	78	69	00
12	FWGRQLmw-009C-0547-GW	100	44	00
13	FWGRQLmw-DUP3-0553-GW	90	57	00
14	FWGRQLmw-007C-0545-GW	86	40	00
15	FWGLL12mw-182C-0531-GW	120	48	00
16	FWGLL12mw-153C-0530-GW	138*	79	01
17	METHOD BLK. J8NF11AA	98	78	00
18	LCS J8NF11AC	98	37	00
19	FWGRQLmw-008C-0546-GW D	115	26	00
20	FWGLL12mw-182C-0531-GW D	102	43	00
21	FWGRQLmw-008C-0546-GW S	87	26	00
22	FWGLL12mw-182C-0531-GW S	99	46	00

SURROGATES		QC LIMITS
SRG01	= Tetrachloro-m-xylene	(27-130)
SRG02	= Decachlorobiphenyl	(10-127)

\# Column to be used to flag recovery values
* Values outside of required QC Limits
D System monitoring Compound diluted out

FORM II

Surrogate Recovery Outlier Report

Lab Report Batch: A7J100103 **Lab ID:** STLCAN

Client Sample ID	Lab Sample ID	Analysis Method	Dilution	Matrix	Surrogate	Percent Recovery	Criteria (percent) Lower Limit	Upper Limit	Reject Point	Associated Target Analytes
FWGCBPmw-006C-0523-GW	A7J100103015	8081A	1	AQ	Decachlorobiphenyl	27	50.0	150.0	10.0	All Target
		8082			Decachlorobiphenyl	23	50.0	150.0	10.0	All Target
FWGLL11mw-002C-0528-GW	A7J100103001	8081A	1	AQ	Decachlorobiphenyl	44	50.0	150.0	10.0	All Target
		8082			Decachlorobiphenyl	33	50.0	150.0	10.0	All Target
FWGLL12mw-182C-0531-GW	A7J100103030	8081A	1	AQ	Decachlorobiphenyl	38	50.0	150.0	10.0	All Target
		8082			Decachlorobiphenyl	48	50.0	150.0	10.0	All Target
FWGLL12mw-182C-0531-GWMS	A7J100103030S	8082	5	AQ	Decachlorobiphenyl	46	50.0	150.0	10.0	All Target
FWGLL12mw-182C-0531-GWMS	A7J100103030D	8082	5	AQ	Decachlorobiphenyl	43	50.0	150.0	10.0	All Target
FWGLL1mw-080C-0536-GW	A7J100103021	8270C	1	AQ	2-Fluorophenol	20	50.0	150.0	10.0	Acid
					Phenol-d5	43	50.0	150.0	10.0	Acid
					2-Fluorobiphenyl	46	50.0	150.0	10.0	Base/Neutral
					Nitrobenzene-d5	40	50.0	150.0	10.0	Base/Neutral
FWGLL4mw-198C-0543-GW	A7J100103017	8081A	1	AQ	Decachlorobiphenyl	38	50.0	150.0	10.0	All Target
		8082			Decachlorobiphenyl	35	50.0	150.0	10.0	All Target
FWGLL4mw-199C-0544-GW	A7J100103019	8081A	1	AQ	Decachlorobiphenyl	40	50.0	150.0	10.0	All Target
FWGRQLmw-007C-0545-GW	A7J100103028	8081A	1	AQ	Decachlorobiphenyl	31	50.0	150.0	10.0	All Target
		8082			Decachlorobiphenyl	40	50.0	150.0	10.0	All Target
		8270C			2-Fluorophenol	20	50.0	150.0	10.0	Acid

Project Number and Name: ***030240.0005 - Ravenna GW***

Surrogate Recovery Outlier Report

Lab Report Batch: A7J100103 **Lab ID:** STLCAN

Client Sample ID	Lab Sample ID	Analysis Method	Dilution	Matrix	Surrogate	Percent Recovery	Criteria (percent) Lower Limit	Upper Limit	Reject Point	Associated Target Analytes
FWGRQLmw-007C-0545-GW	A7J100103028	8270C	1	AQ	Phenol-d5	41	50.0	150.0	10.0	Acid
					2-Fluorobiphenyl	47	50.0	150.0	10.0	Base/Neutral
					Nitrobenzene-d5	45	50.0	150.0	10.0	Base/Neutral
FWGRQLmw-008C-0546-GW	A7J100103005	8081A	1	AQ	Decachlorobiphenyl	20	50.0	150.0	10.0	All Target
		8082			Decachlorobiphenyl	15	50.0	150.0	10.0	All Target
FWGRQLmw-008C-0546-GWMS	A7J100103005S	8081A	2	AQ	Decachlorobiphenyl	31	50.0	150.0	10.0	All Target
		8082	5		Decachlorobiphenyl	26	50.0	150.0	10.0	All Target
FWGRQLmw-008C-0546-GWMSD	A7J100103005D	8081A	2	AQ	Decachlorobiphenyl	37	50.0	150.0	10.0	All Target
		8082	5		Decachlorobiphenyl	26	50.0	150.0	10.0	All Target
		8270C	1		2-Fluorophenol	9.5	50.0	150.0	10.0	Acid
FWGRQLmw-009C-0547-GW	A7J100103024	8082	1	AQ	Decachlorobiphenyl	44	50.0	150.0	10.0	All Target

Report Date : 10-Oct-2007 14:11

STL North Canton

INITIAL CALIBRATION DATA

Start Cal Date : 14-SEP-2007 15:17
End Cal Date : 10-OCT-2007 01:35
Quant Method : ESTD
Origin : Disabled
Target Version : 4.14
Integrator : Falcon
Method file : \\cansvr11\DD\chem\GCS\a2hp10.i\710091C-1.b\PCB10.m
Last Edit : 10-Oct-2007 14:09 serraa
Curve Type : Average

Calibration File Names:
Level 1: \\cansvr11\DD\chem\GCS\a2hp10.i\710091C-1.b\038F3801.D
Level 2: \\cansvr11\DD\chem\GCS\a2hp10.i\710091C-1.b\039F3901.D
Level 3: \\cansvr11\DD\chem\GCS\a2hp10.i\710091C-1.b\040F4001.D
Level 4: \\cansvr11\DD\chem\GCS\a2hp10.i\710091C-1.b\041F4101.D
Level 5: \\cansvr11\DD\chem\GCS\a2hp10.i\710091C-1.b\042F4201.D
Level 6: \\cansvr11\DD\chem\GCS\a2hp10.i\710091C-1.b\043F4301.D

Compound	0.05000 Level 1	0.10000 Level 2	0.20000 Level 3	0.50000 Level 4	1.000 Level 5	2.000 Level 6	RRF	% RSD	
2 AROCLOR-1221 (1)	678100	753730	691025	640198	621883	587058	661999	8.864	
(2)	486460	417000	354830	324334	287307	280975	358484	22.335	<-
(3)	1935960	1886340	1751380	1624940	1614415	1512056	1720849	9.679	<-
3 AROCLOR-1016 (1)	738140	688730	661085	641250	590896	554687	645798	10.257	
(2)	1180600	1102910	1074925	1032464	956096	896292	1040548	9.866	
(3)	2048180	1953320	1927230	1943544	1833867	1784738	1915147	4.883	
(4)	794520	713600	702735	684156	636405	617216	691439	9.109	
(5)	842160	803130	781010	759270	719439	695683	766782	7.037	
4 AROCLOR-1232 (1)	909420	759800	801615	752382	695680	698493	769565	10.312	
(2)	550940	508980	474295	481080	441697	436240	482205	8.924	
(3)	919860	876080	869335	862766	830448	827894	864397	3.915	
(4)	329400	310150	284120	273960	257524	252011	284527	10.624	
(5)	355720	356580	328375	319788	299196	293046	325451	8.319	
5 AROCLOR-1242 (1)	1188780	1095630	996815	955676	912315	993855	1023845	9.871	
(2)	1850160	1932410	1838105	1801868	1721974	1624316	1794805	6.016	
(3)	4549800	4254100	4029210	4017942	3942745	3613601	4067900	7.719	
(4)	2537540	2300550	2144135	2143750	2083180	1975266	2197403	8.974	
(5)	1872740	1791500	1665130	1624270	1571524	1495548	1670119	8.387	
6 AROCLOR-1248 (1)	1059440	933850	965705	923242	916200	886184	947437	6.399	
(2)	1107800	1007150	1037860	985462	965568	938387	1007038	5.958	
(3)	1546740	1446520	1427750	1375000	1363279	1317925	1412869	5.678	
(4)	946600	858930	854480	819962	799323	776194	842581	7.125	
(5)	627200	562890	546055	538706	529444	509476	552295	7.378	
7 AROCLOR-1254 (1)	826460	791160	753320	711906	696912	695009	745795	7.280	
(2)	1416380	1366390	1301955	1224660	1217626	1195399	1287068	6.980	
(3)	1792540	1898890	1834435	1761442	1783768	1740365	1801907	3.169	
(4)	1417560	1381880	1310430	1276862	1267377	1251647	1317626	5.115	
(5)	1618160	1623280	1541820	1511688	1515928	1471464	1547057	3.966	

Report Date : 10-Oct-2007 14:11

STL North Canton

INITIAL CALIBRATION DATA

Start Cal Date : 14-SEP-2007 15:17
End Cal Date : 10-OCT-2007 01:35
Quant Method : ESTD
Origin : Disabled
Target Version : 4.14
Integrator : Falcon
Method file : \\cansvrl1\DD\chem\GCS\a2hp10.i\710091C-1.b\PCB10.m
Last Edit : 10-Oct-2007 14:09 serraa
Curve Type : Average

	Compound	0.05000 Level 1	0.10000 Level 2	0.20000 Level 3	0.50000 Level 4	1.000 Level 5	2.000 Level 6	___ RRF	% RSD	
	8 AROCLOR-1260(1)	3180860	3038230	3000710	2930810	2732604	2624020	2917872	7.046	
	(2)	5844480	5460170	5391810	5297106	4980783	4793397	5294624	7.011	
	(3)	5244780	5099250	5046105	4978016	4721476	4591578	4946867	4.950	
	(4)	7737060	6900710	6856545	6906292	6616813	6394635	6902009	6.602	
	(5)	3847540	3449700	3381540	3348944	3243204	3164055	3405831	7.019	
	9 AROCLOR-1262(1)	1112740	1109350	983425	1003246	951413	972456	1022105	6.938	
	(2)	1511140	1522570	1342595	1382294	1317340	1337690	1402272	6.510	
	(3)	1780220	1794110	1612085	1668702	1563287	1617112	1672586	5.675	
	(4)	3319320	3383230	3097430	3296254	3109510	3209141	3235814	3.609	
	(5)	1363960	1375810	1240770	1287444	1226640	1263144	1292961	4.885	
	10 AROCLOR-1268(1)	729480	711290	615475	642646	618481	588524	650983	8.713	
	(2)	4147760	4076870	3704450	4083982	3904123	3708627	3937635	4.988	
	(3)	3879660	3835340	3518520	3845300	3753593	3521614	3725671	4.417	
	(4)	3293700	3267220	2947545	3243182	3174266	2993644	3153260	4.683	
	(5)	10441220	10696290	9594670	10641734	10379413	9611009	10227389	4.870	
M	11 TOTAL PCB	+++++	+++++	+++++	+++++	+++++	+++++	+++++	+++++	<-
$	1 TCMX	71926400	69253600	69552400	69891800	66106520	63416240	68357827	4.476	
$	12 DCB	72339600	66344600	65454200	61427600	59264780	57453440	63714037	8.555	

Subject: FW: VR. Initial Request FW: A7J100103 PCBs
From: "Loeb, Mark" <Mark.Loeb@testamericainc.com>
Date: Tue, 11 Dec 2007 09:59:36 -0700
To: "Heather Medley" <hmedley@eqm.com>
CC: "Erik Corbin" <ecorbin@eqm.com>, "Bucklew, Natalie" <Natalie.Bucklew@testamericainc.com>

Hi Heather,

I sent this on to the GC Semi Department... Their response is below.

Let me know if you need anything else.

Thanks,

MJL
MARK J. LOEB
Project Manager
TestAmerica

THE LEADER IN ENVIRONMENTAL TESTING
Tel 330.966.9387 | Fax 330.497.0772

-----Original Message-----
From: Serra, Angela
Sent: Tuesday, December 11, 2007 11:56 AM
To: Loeb, Mark
Cc: Leeson, Dorothy; Eberhardt, Janet; Bucklew, Natalie; Smith, Jeff; Risden, Ray
Subject: RE: VR. Initial Request FW: A7J100103 PCBs

Mark,

All of the aroclors were quantitated using the average response factor.
The second peak of 1221 is at 22%, the first and third peaks at 9%.
The average of the three peaks response factors is approximately 13%.

Linear was not considered when the ICAL was processed.

Let me know if she needs further clarification.
Angela

-----Original Message-----
From: Loeb, Mark
Sent: Tuesday, December 11, 2007 10:30 AM
To: Serra, Angela
Cc: Leeson, Dorothy; Eberhardt, Janet; Bucklew, Natalie; Smith, Jeff; Risden, Ray
Subject: VR. Initial Request FW: A7J100103 PCBs
Importance: High

Good Morning Angela,

Could you please take a look at the question from EQM about the ICAL for Aroclor 1221 and let me know how to respond?

Thanks,

MJL

-----Original Message-----
From: Heather Medley [mailto:hmedley@eqm.com]
Sent: Tuesday, December 11, 2007 10:14 AM
To: Loeb, Mark
Cc: Erik Corbin
Subject: A7J100103 PCBs
Importance: High

Mark,

The ICAL data summary indicates peak 2 for Aroclor 1221 was above 22%. Were all the aroclors quanitated using the average CF or were linear options used?

--
Heather Medley
Environmental Quality Management, Inc.
1800 Carillon Boulevard
Cincinnati, Ohio 45240
(513) 825-7500 voice
(513) 825-7495 fax

The information contained in this electronic message is intended only for the use of the individual or entity to which it is address and may contain information that is privileged, confidential and exempt from disclosure under applicable law. If the reader of this message is not the intended recipient, you are informed that any dissemination, copying or disclosure of the material contained herein, to include any attachments, in whole or in part, is strictly prohibited. If you have received this transmission in error, please notify the sender and purge this message.

Confidentiality Notice: The information contained in this message is intended only for the use of the addressee, and may be confidential and/or privileged. If the reader of this message is not the intended recipient, or the employee or agent responsible to deliver it to the intended recipient, you are hereby notified that any dissemination, distribution or copying of this communication is strictly prohibited. If you have received this communication in error, please notify the sender immediately.

METALS DATA

Environmental Quality Mgt., Inc.

Client Sample ID: FWGLL11mw-002C-0528-GF

TOTAL Metals

Lot-Sample #...: A7J100103-002 **Matrix.....:** WG
Date Sampled...: 10/08/07 09:55 **Date Received..:** 10/10/07

PARAMETER	RESULT	REPORTING LIMIT	UNITS	METHOD	PREPARATION-ANALYSIS DATE	WORK ORDER #
Prep Batch #...: 7284018						
Silver	ND	5.0	ug/L	SW846 6010B	10/11/07	J8KP11AX
		Dilution Factor: 1		Analysis Time..: 20:28	Analyst ID.....: 001644	
		Instrument ID..: I5		MDL.....: 2.2		
Aluminum	**556**	**50.0**	**ug/L**	**SW846 6020**	**10/11-10/18/07**	**J8KP11AA**
		Dilution Factor: 1		Analysis Time..: 15:28	Analyst ID.....: 002260	
		Instrument ID..: I7		MDL.....: 9.3		
Arsenic	ND	5.0	ug/L	SW846 6010B	10/11/07	J8KP11AJ
		Dilution Factor: 1		Analysis Time..: 20:28	Analyst ID.....: 001644	
		Instrument ID..: I5		MDL.....: 3.2		
Barium	**31.8 J**	**10.0**	**ug/L**	**SW846 6010B**	**10/11/07**	**J8KP11AN**
		Dilution Factor: 1		Analysis Time..: 20:28	Analyst ID.....: 001644	
		Instrument ID..: I5		MDL.....: 0.67		
Beryllium	ND	1.0	ug/L	SW846 6020	10/11-10/18/07	J8KP11AD
		Dilution Factor: 1		Analysis Time..: 11:18	Analyst ID.....: 002260	
		Instrument ID..: I7		MDL.....: 0.20		
Calcium	**88100 J**	**1000**	**ug/L**	**SW846 6010B**	**10/11/07**	**J8KP11AP**
		Dilution Factor: 1		Analysis Time..: 20:28	Analyst ID.....: 001644	
		Instrument ID..: I5		MDL.....: 130		
Cadmium	**0.18 B**	**0.50**	**ug/L**	**SW846 6020**	**10/11-10/18/07**	**J8KP11AE**
		Dilution Factor: 1		Analysis Time..: 11:18	Analyst ID.....: 002260	
		Instrument ID..: I7		MDL.....: 0.092		
Cobalt	ND	5.0	ug/L	SW846 6010B	10/11/07	J8KP11AQ
		Dilution Factor: 1		Analysis Time..: 20:28	Analyst ID.....: 001644	
		Instrument ID..: I5		MDL.....: 1.7		
Chromium	ND	5.0	ug/L	SW846 6010B	10/11/07	J8KP11A2
		Dilution Factor: 1		Analysis Time..: 20:28	Analyst ID.....: 001644	
		Instrument ID..: I5		MDL.....: 2.2		
Copper	ND	5.0	ug/L	SW846 6010B	10/11/07	J8KP11AR
		Dilution Factor: 1		Analysis Time..: 20:28	Analyst ID.....: 001644	
		Instrument ID..: I5		MDL.....: 4.5		

(Continued on next page)

Environmental Quality Mgt., Inc.

Client Sample ID: FWGLL11mw-002C-0528-GF

TOTAL Metals

Lot-Sample #...: A7J100103-002 Matrix.....: WG

PARAMETER	RESULT	REPORTING LIMIT	UNITS	METHOD	PREPARATION-ANALYSIS DATE	WORK ORDER #
Iron	1310	20.0	ug/L	SW846 6020	10/11-10/18/07	J8KP11AF
		Dilution Factor: 1		Analysis Time..: 11:18	Analyst ID.....: 002260	
		Instrument ID..: I7		MDL.....: 15.0		
Mercury	ND	0.20	ug/L	SW846 7470A	10/11-10/15/07	J8KP11AM
		Dilution Factor: 1		Analysis Time..: 12:45	Analyst ID.....: 001086	
		Instrument ID..: H4		MDL.....: 0.090		
Potassium	1640 J	1000	ug/L	SW846 6010B	10/11/07	J8KP11AW
		Dilution Factor: 1		Analysis Time..: 20:28	Analyst ID.....: 001644	
		Instrument ID..: I5		MDL.....: 72.0		
Magnesium	29100 J	1000	ug/L	SW846 6010B	10/11/07	J8KP11AT
		Dilution Factor: 1		Analysis Time..: 20:28	Analyst ID.....: 001644	
		Instrument ID..: I5		MDL.....: 34.0		
Manganese	191 J	10.0	ug/L	SW846 6010B	10/11/07	J8KP11AU
		Dilution Factor: 1		Analysis Time..: 20:28	Analyst ID.....: 001644	
		Instrument ID..: I5		MDL.....: 0.41		
Sodium	9960	1000	ug/L	SW846 6010B	10/11/07	J8KP11A0
		Dilution Factor: 1		Analysis Time..: 20:28	Analyst ID.....: 001644	
		Instrument ID..: I5		MDL.....: 590		
Nickel	3.7 B	10.0	ug/L	SW846 6010B	10/11/07	J8KP11AV
		Dilution Factor: 1		Analysis Time..: 20:28	Analyst ID.....: 001644	
		Instrument ID..: I5		MDL.....: 3.2		
Lead	ND	3.0	ug/L	SW846 6010B	10/11/07	J8KP11AK
		Dilution Factor: 1		Analysis Time..: 20:28	Analyst ID.....: 001644	
		Instrument ID..: I5		MDL.....: 1.9		
Antimony	0.28 B	2.0	ug/L	SW846 6020	10/11-10/18/07	J8KP11AC
		Dilution Factor: 1		Analysis Time..: 11:18	Analyst ID.....: 002260	
		Instrument ID..: I7		MDL.....: 0.13		
Selenium	ND	5.0	ug/L	SW846 6010B	10/11/07	J8KP11AL
		Dilution Factor: 1		Analysis Time..: 20:28	Analyst ID.....: 001644	
		Instrument ID..: I5		MDL.....: 4.1		

(Continued on next page)

Environmental Quality Mgt., Inc.

Client Sample ID: FWGLL11mw-002C-0528-GF

TOTAL Metals

Lot-Sample #...: A7J100103-002 Matrix.....: WG

PARAMETER	RESULT	REPORTING LIMIT	UNITS	METHOD	PREPARATION-ANALYSIS DATE	WORK ORDER #
Thallium	ND	1.0	ug/L	SW846 6020	10/11-10/18/07	J8KP11AG
		Dilution Factor: 1		Analysis Time..: 11:18	Analyst ID.....: 002260	
		Instrument ID..: I7		MDL.....: 0.14		
Vanadium	**1.3 B**	**10.0**	**ug/L**	**SW846 6010B**	**10/11/07**	**J8KP11A1**
		Dilution Factor: 1		Analysis Time..: 20:28	Analyst ID.....: 001644	
		Instrument ID..: I5		MDL.....: 0.64		
Zinc	**21.6 J**	**10.0**	**ug/L**	**SW846 6020**	**10/11-10/18/07**	**J8KP11AH**
		Dilution Factor: 1		Analysis Time..: 11:18	Analyst ID.....: 002260	
		Instrument ID..: I7		MDL.....: 2.0		

NOTE(S):

J Method blank contamination. The associated method blank contains the target analyte at a reportable level.

B Estimated result. Result is less than RL.

Environmental Quality Mgt., Inc.

Client Sample ID: FWGLL11mw-DUP4-0554-GF

TOTAL Metals

Lot-Sample #...: A7J100103-004 **Matrix.....:** WG
Date Sampled...: 10/08/07 09:55 **Date Received..:** 10/10/07

PARAMETER	RESULT	REPORTING LIMIT	UNITS	METHOD	PREPARATION-ANALYSIS DATE	WORK ORDER #
Prep Batch #...: 7284018						
Silver	ND	5.0	ug/L	SW846 6010B	10/11/07	J8KP31A3
		Dilution Factor: 1		Analysis Time..: 20:33	Analyst ID.....: 001644	
		Instrument ID..: I5		MDL.....: 2.2		
Aluminum	**864**	**50.0**	**ug/L**	**SW846 6020**	**10/11-10/18/07**	**J8KP31AF**
		Dilution Factor: 1		Analysis Time..: 11:32	Analyst ID.....: 002260	
		Instrument ID..: I7		MDL.....: 9.3		
Arsenic	ND	5.0	ug/L	SW846 6010B	10/11/07	J8KP31AN
		Dilution Factor: 1		Analysis Time..: 20:33	Analyst ID.....: 001644	
		Instrument ID..: I5		MDL.....: 3.2		
Barium	**34.1 J**	**10.0**	**ug/L**	**SW846 6010B**	**10/11/07**	**J8KP31AT**
		Dilution Factor: 1		Analysis Time..: 20:33	Analyst ID.....: 001644	
		Instrument ID..: I5		MDL.....: 0.67		
Beryllium	ND	1.0	ug/L	SW846 6020	10/11-10/18/07	J8KP31AH
		Dilution Factor: 1		Analysis Time..: 11:32	Analyst ID.....: 002260	
		Instrument ID..: I7		MDL.....: 0.20		
Calcium	**89100 J**	**1000**	**ug/L**	**SW846 6010B**	**10/11/07**	**J8KP31AU**
		Dilution Factor: 1		Analysis Time..: 20:33	Analyst ID.....: 001644	
		Instrument ID..: I5		MDL.....: 130		
Cadmium	**0.12 B**	**0.50**	**ug/L**	**SW846 6020**	**10/11-10/18/07**	**J8KP31AJ**
		Dilution Factor: 1		Analysis Time..: 11:32	Analyst ID.....: 002260	
		Instrument ID..: I7		MDL.....: 0.092		
Cobalt	ND	5.0	ug/L	SW846 6010B	10/11/07	J8KP31AV
		Dilution Factor: 1		Analysis Time..: 20:33	Analyst ID.....: 001644	
		Instrument ID..: I5		MDL.....: 1.7		
Chromium	ND	5.0	ug/L	SW846 6010B	10/11/07	J8KP31AD
		Dilution Factor: 1		Analysis Time..: 20:33	Analyst ID.....: 001644	
		Instrument ID..: I5		MDL.....: 2.2		
Copper	ND	5.0	ug/L	SW846 6010B	10/11/07	J8KP31AW
		Dilution Factor: 1		Analysis Time..: 20:33	Analyst ID.....: 001644	
		Instrument ID..: I5		MDL.....: 4.5		

(Continued on next page)

Environmental Quality Mgt., Inc.

Client Sample ID: FWGLL11mw-DUP4-0554-GF

TOTAL Metals

Lot-Sample #...: A7J100103-004 Matrix.....: WG

PARAMETER	RESULT	REPORTING LIMIT	UNITS	METHOD	PREPARATION-ANALYSIS DATE	WORK ORDER #
Iron	1810	20.0	ug/L	SW846 6020	10/11-10/18/07	J8KP31AK
		Dilution Factor: 1		Analysis Time..: 11:32	Analyst ID.....: 002260	
		Instrument ID..: I7		MDL.....: 15.0		
Mercury	ND	0.20	ug/L	SW846 7470A	10/11-10/15/07	J8KP31AR
		Dilution Factor: 1		Analysis Time..: 12:46	Analyst ID.....: 001086	
		Instrument ID..: H4		MDL.....: 0.090		
Potassium	1750 J	1000	ug/L	SW846 6010B	10/11/07	J8KP31A2
		Dilution Factor: 1		Analysis Time..: 20:33	Analyst ID.....: 001644	
		Instrument ID..: I5		MDL.....: 72.0		
Magnesium	29400 J	1000	ug/L	SW846 6010B	10/11/07	J8KP31AX
		Dilution Factor: 1		Analysis Time..: 20:33	Analyst ID.....: 001644	
		Instrument ID..: I5		MDL.....: 34.0		
Manganese	190 J	10.0	ug/L	SW846 6010B	10/11/07	J8KP31A0
		Dilution Factor: 1		Analysis Time..: 20:33	Analyst ID.....: 001644	
		Instrument ID..: I5		MDL.....: 0.41		
Sodium	9800	1000	ug/L	SW846 6010B	10/11/07	J8KP31AA
		Dilution Factor: 1		Analysis Time..: 20:33	Analyst ID.....: 001644	
		Instrument ID..: I5		MDL.....: 590		
Nickel	4.2 B	10.0	ug/L	SW846 6010B	10/11/07	J8KP31A1
		Dilution Factor: 1		Analysis Time..: 20:33	Analyst ID.....: 001644	
		Instrument ID..: I5		MDL.....: 3.2		
Lead	ND	3.0	ug/L	SW846 6010B	10/11/07	J8KP31AP
		Dilution Factor: 1		Analysis Time..: 20:33	Analyst ID.....: 001644	
		Instrument ID..: I5		MDL.....: 1.9		
Antimony	ND	2.0	ug/L	SW846 6020	10/11-10/18/07	J8KP31AG
		Dilution Factor: 1		Analysis Time..: 11:32	Analyst ID.....: 002260	
		Instrument ID..: I7		MDL.....: 0.13		
Selenium	ND	5.0	ug/L	SW846 6010B	10/11/07	J8KP31AQ
		Dilution Factor: 1		Analysis Time..: 20:33	Analyst ID.....: 001644	
		Instrument ID..: I5		MDL.....: 4.1		

(Continued on next page)

Environmental Quality Mgt., Inc.

Client Sample ID: FWGLL11mw-DUP4-0554-GF

TOTAL Metals

Lot-Sample #...: A7J100103-004 Matrix.....: WG

PARAMETER	RESULT	REPORTING LIMIT	UNITS	METHOD	PREPARATION-ANALYSIS DATE	WORK ORDER #
Thallium	ND	1.0	ug/L	SW846 6020	10/11-10/18/07	J8KP31AL
		Dilution Factor: 1		Analysis Time..: 11:32	Analyst ID.....: 002260	
		Instrument ID..: I7		MDL.....: 0.14		
Vanadium	**2.0 B**	**10.0**	**ug/L**	**SW846 6010B**	**10/11/07**	**J8KP31AC**
		Dilution Factor: 1		Analysis Time..: 20:33	Analyst ID.....: 001644	
		Instrument ID..: I5		MDL.....: 0.64		
Zinc	**22.8 J**	**10.0**	**ug/L**	**SW846 6020**	**10/11-10/18/07**	**J8KP31AM**
		Dilution Factor: 1		Analysis Time..: 11:32	Analyst ID.....: 002260	
		Instrument ID..: I7		MDL.....: 2.0		

NOTE(S):

J Method blank contamination. The associated method blank contains the target analyte at a reportable level.

B Estimated result. Result is less than RL.

Environmental Quality Mgt., Inc.

Client Sample ID: FWGRQLmw-008C-0546-GF

TOTAL Metals

Lot-Sample #...: A7J100103-006 Matrix.....: WG
Date Sampled...: 10/09/07 12:10 Date Received..: 10/10/07

PARAMETER	RESULT	REPORTING LIMIT	UNITS	METHOD	PREPARATION-ANALYSIS DATE	WORK ORDER #
Prep Batch #...: 7284018						
Silver	**2.2 B**	**5.0**	**ug/L**	**SW846 6010B**	**10/11/07**	**J8KP61DL**
		Dilution Factor: 1		Initial Wgt/Vol: 50 mL	Final Wgt/Vol..: 50 mL	
		Analyst ID.....: 001644		Instrument ID..: I5	MDL.....: 2.2	
Aluminum	ND	50.0	ug/L	SW846 6020	10/11-10/18/07	J8KP61AP
		Dilution Factor: 1		Initial Wgt/Vol: 50 mL	Final Wgt/Vol..: 50 mL	
		Analyst ID.....: 002260		Instrument ID..: I7	MDL.....: 9.3	
Arsenic	**61.2**	**5.0**	**ug/L**	**SW846 6010B**	**10/11/07**	**J8KP61CE**
		Dilution Factor: 1		Initial Wgt/Vol: 50 mL	Final Wgt/Vol..: 50 mL	
		Analyst ID.....: 001644		Instrument ID..: I5	MDL.....: 3.2	
Barium	**173 J**	**10.0**	**ug/L**	**SW846 6010B**	**10/11/07**	**J8KP61CT**
		Dilution Factor: 1		Initial Wgt/Vol: 50 mL	Final Wgt/Vol..: 50 mL	
		Analyst ID.....: 001644		Instrument ID..: I5	MDL.....: 0.67	
Beryllium	**0.77 B**	**1.0**	**ug/L**	**SW846 6020**	**10/11-10/18/07**	**J8KP61AW**
		Dilution Factor: 1		Initial Wgt/Vol: 50 mL	Final Wgt/Vol..: 50 mL	
		Analyst ID.....: 002260		Instrument ID..: I7	MDL.....: 0.20	
Calcium	**84800 J**	**1000**	**ug/L**	**SW846 6010B**	**10/11/07**	**J8KP61CW**
		Dilution Factor: 1		Initial Wgt/Vol: 50 mL	Final Wgt/Vol..: 50 mL	
		Analyst ID.....: 001644		Instrument ID..: I5	MDL.....: 130	
Cadmium	ND	0.50	ug/L	SW846 6020	10/11-10/18/07	J8KP61A1
		Dilution Factor: 1		Initial Wgt/Vol: 50 mL	Final Wgt/Vol..: 50 mL	
		Analyst ID.....: 002260		Instrument ID..: I7	MDL.....: 0.092	
Cobalt	**5.3**	**5.0**	**ug/L**	**SW846 6010B**	**10/11/07**	**J8KP61C1**
		Dilution Factor: 1		Initial Wgt/Vol: 50 mL	Final Wgt/Vol..: 50 mL	
		Analyst ID.....: 001644		Instrument ID..: I5	MDL.....: 1.7	
Chromium	ND	5.0	ug/L	SW846 6010B	10/11/07	J8KP61AH
		Dilution Factor: 1		Initial Wgt/Vol: 50 mL	Final Wgt/Vol..: 50 mL	
		Analyst ID.....: 001644		Instrument ID..: I5	MDL.....: 2.2	
Copper	ND	5.0	ug/L	SW846 6010B	10/11/07	J8KP61C4
		Dilution Factor: 1		Initial Wgt/Vol: 50 mL	Final Wgt/Vol..: 50 mL	
		Analyst ID.....: 001644		Instrument ID..: I5	MDL.....: 4.5	

(Continued on next page)

Environmental Quality Mgt., Inc.

Client Sample ID: FWGRQLmw-008C-0546-GF

TOTAL Metals

Lot-Sample #...: A7J100103-006 Matrix.....: WG

PARAMETER	RESULT	REPORTING LIMIT	UNITS	METHOD	PREPARATION-ANALYSIS DATE	WORK ORDER #
Iron	**141000**	**200**	**ug/L**	**SW846 6020**	**10/11-10/18/07**	**J8KP61A4**
		Dilution Factor: 10		Initial Wgt/Vol: 50 mL	Final Wgt/Vol..: 50 mL	
		Analyst ID.....: 002260		Instrument ID..: I7	MDL.....: 150	
Mercury	ND	0.20	ug/L	SW846 7470A	10/11-10/15/07	J8KP61CP
		Dilution Factor: 1		Initial Wgt/Vol: 100 mL	Final Wgt/Vol..: 100 mL	
		Analyst ID.....: 001086		Instrument ID..: H4	MDL.....: 0.090	
Potassium	**6990 J**	**1000**	**ug/L**	**SW846 6010B**	**10/11/07**	**J8KP61DH**
		Dilution Factor: 1		Initial Wgt/Vol: 50 mL	Final Wgt/Vol..: 50 mL	
		Analyst ID.....: 001644		Instrument ID..: I5	MDL.....: 72.0	
Magnesium	**36700 J**	**1000**	**ug/L**	**SW846 6010B**	**10/11/07**	**J8KP61C7**
		Dilution Factor: 1		Initial Wgt/Vol: 50 mL	Final Wgt/Vol..: 50 mL	
		Analyst ID.....: 001644		Instrument ID..: I5	MDL.....: 34.0	
Manganese	**1280 J**	**10.0**	**ug/L**	**SW846 6010B**	**10/11/07**	**J8KP61DA**
		Dilution Factor: 1		Initial Wgt/Vol: 50 mL	Final Wgt/Vol..: 50 mL	
		Analyst ID.....: 001644		Instrument ID..: I5	MDL.....: 0.41	
Sodium	**19700**	**1000**	**ug/L**	**SW846 6010B**	**10/11/07**	**J8KP61AA**
		Dilution Factor: 1		Initial Wgt/Vol: 50 mL	Final Wgt/Vol..: 50 mL	
		Analyst ID.....: 001644		Instrument ID..: I5	MDL.....: 590	
Nickel	**17.6**	**10.0**	**ug/L**	**SW846 6010B**	**10/11/07**	**J8KP61DE**
		Dilution Factor: 1		Initial Wgt/Vol: 50 mL	Final Wgt/Vol..: 50 mL	
		Analyst ID.....: 001644		Instrument ID..: I5	MDL.....: 3.2	
Lead	ND	3.0	ug/L	SW846 6010B	10/11/07	J8KP61CH
		Dilution Factor: 1		Initial Wgt/Vol: 50 mL	Final Wgt/Vol..: 50 mL	
		Analyst ID.....: 001644		Instrument ID..: I5	MDL.....: 1.9	
Antimony	ND	2.0	ug/L	SW846 6020	10/11-10/18/07	J8KP61AT
		Dilution Factor: 1		Initial Wgt/Vol: 50 mL	Final Wgt/Vol..: 50 mL	
		Analyst ID.....: 002260		Instrument ID..: I7	MDL.....: 0.13	
Selenium	ND	5.0	ug/L	SW846 6010B	10/11/07	J8KP61CL
		Dilution Factor: 1		Initial Wgt/Vol: 50 mL	Final Wgt/Vol..: 50 mL	
		Analyst ID.....: 001644		Instrument ID..: I5	MDL.....: 4.1	

(Continued on next page)

Environmental Quality Mgt., Inc.

Client Sample ID: FWGRQLmw-008C-0546-GF

TOTAL Metals

Lot-Sample #...: A7J100103-006 Matrix.....: WG

PARAMETER	RESULT	REPORTING LIMIT	UNITS	METHOD	PREPARATION-ANALYSIS DATE	WORK ORDER #
Thallium	ND	1.0	ug/L	SW846 6020	10/11-10/18/07	J8KP61A7
		Dilution Factor: 1		Initial Wgt/Vol: 50 mL	Final Wgt/Vol..: 50 mL	
		Analyst ID.....: 002260		Instrument ID..: I7	MDL.....: 0.14	
Vanadium	**1.3 B**	**10.0**	**ug/L**	**SW846 6010B**	**10/11/07**	**J8KP61AE**
		Dilution Factor: 1		Initial Wgt/Vol: 50 mL	Final Wgt/Vol..: 50 mL	
		Analyst ID.....: 001644		Instrument ID..: I5	MDL.....: 0.64	
Zinc	**6.6 B,J**	**10.0**	**ug/L**	**SW846 6020**	**10/11-10/18/07**	**J8KP61CA**
		Dilution Factor: 1		Initial Wgt/Vol: 50 mL	Final Wgt/Vol..: 50 mL	
		Analyst ID.....: 002260		Instrument ID..: I7	MDL.....: 2.0	

NOTE(S):

B Estimated result. Result is less than RL.

J Method blank contamination. The associated method blank contains the target analyte at a reportable level.

Environmental Quality Mgt., Inc.

Client Sample ID: FWGLL12mw-183C-0532-GF

TOTAL Metals

Lot-Sample #...: A7J100103-008 Matrix.....: WG
Date Sampled...: 10/09/07 14:45 Date Received..: 10/10/07

PARAMETER	RESULT	REPORTING LIMIT	UNITS	METHOD	PREPARATION-ANALYSIS DATE	WORK ORDER #
Prep Batch #...: 7285017						
Silver	ND	5.0	ug/L	SW846 6010B	10/12/07	J8KP81A3
		Dilution Factor: 1		Analysis Time..: 16:35	Analyst ID.....: 001644	
		Instrument ID..: I5		MDL.....: 2.2		
Aluminum	ND	50.0	ug/L	SW846 6020	10/12-10/18/07	J8KP81AF
		Dilution Factor: 1		Analysis Time..: 13:19	Analyst ID.....: 002260	
		Instrument ID..: I7		MDL.....: 9.3		
Arsenic	**34.9**	**5.0**	**ug/L**	**SW846 6010B**	**10/12/07**	**J8KP81AN**
		Dilution Factor: 1		Analysis Time..: 16:35	Analyst ID.....: 001644	
		Instrument ID..: I5		MDL.....: 3.2		
Barium	**78.1**	**10.0**	**ug/L**	**SW846 6010B**	**10/12/07**	**J8KP81AT**
		Dilution Factor: 1		Analysis Time..: 16:35	Analyst ID.....: 001644	
		Instrument ID..: I5		MDL.....: 0.67		
Beryllium	ND	1.0	ug/L	SW846 6020	10/12-10/18/07	J8KP81AH
		Dilution Factor: 1		Analysis Time..: 16:07	Analyst ID.....: 002260	
		Instrument ID..: I7		MDL.....: 0.20		
Calcium	**120000**	**1000**	**ug/L**	**SW846 6010B**	**10/12/07**	**J8KP81AU**
		Dilution Factor: 1		Analysis Time..: 16:35	Analyst ID.....: 001644	
		Instrument ID..: I5		MDL.....: 130		
Cadmium	ND	0.50	ug/L	SW846 6020	10/12-10/18/07	J8KP81AJ
		Dilution Factor: 1		Analysis Time..: 13:19	Analyst ID.....: 002260	
		Instrument ID..: I7		MDL.....: 0.092		
Cobalt	ND	5.0	ug/L	SW846 6010B	10/12/07	J8KP81AV
		Dilution Factor: 1		Analysis Time..: 16:35	Analyst ID.....: 001644	
		Instrument ID..: I5		MDL.....: 1.7		
Chromium	**5.6**	**5.0**	**ug/L**	**SW846 6010B**	**10/12/07**	**J8KP81AD**
		Dilution Factor: 1		Analysis Time..: 16:35	Analyst ID.....: 001644	
		Instrument ID..: I5		MDL.....: 2.2		
Copper	ND	5.0	ug/L	SW846 6010B	10/12/07	J8KP81AW
		Dilution Factor: 1		Analysis Time..: 16:35	Analyst ID.....: 001644	
		Instrument ID..: I5		MDL.....: 4.8		

(Continued on next page)

Environmental Quality Mgt., Inc.

Client Sample ID: FWGLL12mw-183C-0532-GF

TOTAL Metals

Lot-Sample #...: A7J100103-008 Matrix.....: WG

PARAMETER	RESULT	REPORTING LIMIT	UNITS	METHOD	PREPARATION-ANALYSIS DATE	WORK ORDER #
Iron	**1460**	**20.0**	**ug/L**	**SW846 6020**	**10/12-10/18/07**	**J8KP81AK**
		Dilution Factor: 1		Analysis Time..: 13:19	Analyst ID.....: 002260	
		Instrument ID..: I7		MDL.....: 15.0		
Mercury	ND	0.20	ug/L	SW846 7470A	10/12-10/15/07	J8KP81AR
		Dilution Factor: 1		Analysis Time..: 14:58	Analyst ID.....: 001086	
		Instrument ID..: H4		MDL.....: 0.090		
Potassium	**3470 J**	**1000**	**ug/L**	**SW846 6010B**	**10/12/07**	**J8KP81A2**
		Dilution Factor: 1		Analysis Time..: 16:35	Analyst ID.....: 001644	
		Instrument ID..: I5		MDL.....: 72.0		
Magnesium	**48400**	**1000**	**ug/L**	**SW846 6010B**	**10/12/07**	**J8KP81AX**
		Dilution Factor: 1		Analysis Time..: 16:35	Analyst ID.....: 001644	
		Instrument ID..: I5		MDL.....: 34.0		
Manganese	**74.6 J**	**10.0**	**ug/L**	**SW846 6010B**	**10/12/07**	**J8KP81A0**
		Dilution Factor: 1		Analysis Time..: 16:35	Analyst ID.....: 001644	
		Instrument ID..: I5		MDL.....: 0.41		
Sodium	**18100**	**1000**	**ug/L**	**SW846 6010B**	**10/12/07**	**J8KP81AA**
		Dilution Factor: 1		Analysis Time..: 16:35	Analyst ID.....: 001644	
		Instrument ID..: I5		MDL.....: 590		
Nickel	**5.1 B**	**10.0**	**ug/L**	**SW846 6010B**	**10/12/07**	**J8KP81A1**
		Dilution Factor: 1		Analysis Time..: 16:35	Analyst ID.....: 001644	
		Instrument ID..: I5		MDL.....: 3.2		
Lead	ND	3.0	ug/L	SW846 6010B	10/12/07	J8KP81AP
		Dilution Factor: 1		Analysis Time..: 16:35	Analyst ID.....: 001644	
		Instrument ID..: I5		MDL.....: 1.9		
Antimony	**0.23 B**	**2.0**	**ug/L**	**SW846 6020**	**10/12-10/18/07**	**J8KP81AG**
		Dilution Factor: 1		Analysis Time..: 13:19	Analyst ID.....: 002260	
		Instrument ID..: I7		MDL.....: 0.13		
Selenium	ND	5.0	ug/L	SW846 6010B	10/12/07	J8KP81AQ
		Dilution Factor: 1		Analysis Time..: 16:35	Analyst ID.....: 001644	
		Instrument ID..: I5		MDL.....: 4.1		

(Continued on next page)

Environmental Quality Mgt., Inc.

Client Sample ID: FWGLL12mw-183C-0532-GF

TOTAL Metals

Lot-Sample #...: A7J100103-008 Matrix.....: WG

PARAMETER	RESULT	REPORTING LIMIT	UNITS	METHOD	PREPARATION-ANALYSIS DATE	WORK ORDER #
Thallium	ND	1.0	ug/L	SW846 6020	10/12-10/18/07	J8KP81AL
		Dilution Factor: 1		Analysis Time..: 13:19	Analyst ID.....: 002260	
		Instrument ID..: I7		MDL.....: 0.14		
Vanadium	ND	10.0	ug/L	SW846 6010B	10/12/07	J8KP81AC
		Dilution Factor: 1		Analysis Time..: 16:35	Analyst ID.....: 001644	
		Instrument ID..: I5		MDL.....: 0.64		
Zinc	**3.9 B**	**10.0**	**ug/L**	**SW846 6020**	**10/12-10/18/07**	**J8KP81AM**
		Dilution Factor: 1		Analysis Time..: 13:19	Analyst ID.....: 002260	
		Instrument ID..: I7		MDL.....: 2.0		

NOTE(S):

J Method blank contamination. The associated method blank contains the target analyte at a reportable level.

B Estimated result. Result is less than RL.

Environmental Quality Mgt., Inc.

Client Sample ID: FWGLL12mw-DUP2-0552-GF

TOTAL Metals

Lot-Sample #...: A7J100103-010 **Matrix.....:** WG
Date Sampled...: 10/09/07 14:45 **Date Received..:** 10/10/07

PARAMETER	RESULT	REPORTING LIMIT	UNITS	METHOD	PREPARATION-ANALYSIS DATE	WORK ORDER #
Prep Batch #...: 7284018						
Silver	ND	5.0	ug/L	SW846 6010B	10/11/07	J8KQA1A3
		Dilution Factor: 1		Analysis Time..: 20:59	Analyst ID.....: 001644	
		Instrument ID..: I5		MDL.....: 2.2		
Aluminum	ND	50.0	ug/L	SW846 6020	10/11-10/18/07	J8KQA1AF
		Dilution Factor: 1		Analysis Time..: 11:52	Analyst ID.....: 002260	
		Instrument ID..: I7		MDL.....: 9.2		
Arsenic	**33.1**	**5.0**	**ug/L**	**SW846 6010B**	**10/11/07**	**J8KQA1AN**
		Dilution Factor: 1		Analysis Time..: 20:59	Analyst ID.....: 001644	
		Instrument ID..: I5		MDL.....: 3.2		
Barium	**76.1 J**	**10.0**	**ug/L**	**SW846 6010B**	**10/11/07**	**J8KQA1AT**
		Dilution Factor: 1		Analysis Time..: 20:59	Analyst ID.....: 001644	
		Instrument ID..: I5		MDL.....: 0.67		
Beryllium	ND	1.0	ug/L	SW846 6020	10/11-10/18/07	J8KQA1AH
		Dilution Factor: 1		Analysis Time..: 11:52	Analyst ID.....: 002260	
		Instrument ID..: I7		MDL.....: 0.20		
Calcium	**117000 J**	**1000**	**ug/L**	**SW846 6010B**	**10/11/07**	**J8KQA1AU**
		Dilution Factor: 1		Analysis Time..: 20:59	Analyst ID.....: 001644	
		Instrument ID..: I5		MDL.....: 130		
Cadmium	ND	0.50	ug/L	SW846 6020	10/11-10/18/07	J8KQA1AJ
		Dilution Factor: 1		Analysis Time..: 11:52	Analyst ID.....: 002260	
		Instrument ID..: I7		MDL.....: 0.092		
Cobalt	ND	5.0	ug/L	SW846 6010B	10/11/07	J8KQA1AV
		Dilution Factor: 1		Analysis Time..: 20:59	Analyst ID.....: 001644	
		Instrument ID..: I5		MDL.....: 1.7		
Chromium	ND	5.0	ug/L	SW846 6010B	10/11/07	J8KQA1AD
		Dilution Factor: 1		Analysis Time..: 20:59	Analyst ID.....: 001644	
		Instrument ID..: I5		MDL.....: 2.2		
Copper	ND	5.0	ug/L	SW846 6010B	10/11/07	J8KQA1AW
		Dilution Factor: 1		Analysis Time..: 20:59	Analyst ID.....: 001644	
		Instrument ID..: I5		MDL.....: 4.5		

(Continued on next page)

Environmental Quality Mgt., Inc.

Client Sample ID: FWGLL12mw-DUP2-0552-GF

TOTAL Metals

Lot-Sample #...: A7J100103-010 Matrix.....: WG

PARAMETER	RESULT	REPORTING LIMIT	UNITS	METHOD	PREPARATION-ANALYSIS DATE	WORK ORDER #
Iron	**1500**	**20.0**	**ug/L**	**SW846 6020**	**10/11-10/18/07**	**J8KQA1AK**
		Dilution Factor: 1		Analysis Time..: 11:52	Analyst ID.....: 002260	
		Instrument ID..: I7		MDL.....: 15.0		
Mercury	ND	0.20	ug/L	SW846 7470A	10/11-10/15/07	J8KQA1AR
		Dilution Factor: 1		Analysis Time..: 12:58	Analyst ID.....: 001086	
		Instrument ID..: H4		MDL.....: 0.090		
Potassium	**3360 J**	**1000**	**ug/L**	**SW846 6010B**	**10/11/07**	**J8KQA1A2**
		Dilution Factor: 1		Analysis Time..: 20:59	Analyst ID.....: 001644	
		Instrument ID..: I5		MDL.....: 72.0		
Magnesium	**47200 J**	**1000**	**ug/L**	**SW846 6010B**	**10/11/07**	**J8KQA1AX**
		Dilution Factor: 1		Analysis Time..: 20:59	Analyst ID.....: 001644	
		Instrument ID..: I5		MDL.....: 34.0		
Manganese	**69.4 J**	**10.0**	**ug/L**	**SW846 6010B**	**10/11/07**	**J8KQA1A0**
		Dilution Factor: 1		Analysis Time..: 20:59	Analyst ID.....: 001644	
		Instrument ID..: I5		MDL.....: 0.41		
Sodium	**17800**	**1000**	**ug/L**	**SW846 6010B**	**10/11/07**	**J8KQA1AA**
		Dilution Factor: 1		Analysis Time..: 20:59	Analyst ID.....: 001644	
		Instrument ID..: I5		MDL.....: 590		
Nickel	ND	10.0	ug/L	SW846 6010B	10/11/07	J8KQA1A1
		Dilution Factor: 1		Analysis Time..: 20:59	Analyst ID.....: 001644	
		Instrument ID..: I5		MDL.....: 3.2		
Lead	ND	3.0	ug/L	SW846 6010B	10/11/07	J8KQA1AP
		Dilution Factor: 1		Analysis Time..: 20:59	Analyst ID.....: 001644	
		Instrument ID..: I5		MDL.....: 1.9		
Antimony	**0.16 B**	**2.0**	**ug/L**	**SW846 6020**	**10/11-10/18/07**	**J8KQA1AG**
		Dilution Factor: 1		Analysis Time..: 11:52	Analyst ID.....: 002260	
		Instrument ID..: I7		MDL.....: 0.13		
Selenium	ND	5.0	ug/L	SW846 6010B	10/11/07	J8KQA1AQ
		Dilution Factor: 1		Analysis Time..: 20:59	Analyst ID.....: 001644	
		Instrument ID..: I5		MDL.....: 4.1		

(Continued on next page)

Environmental Quality Mgt., Inc.

Client Sample ID: FWGLL12mw-DUP2-0552-GF

TOTAL Metals

Lot-Sample #...: A7J100103-010 **Matrix.....:** WG

PARAMETER	RESULT	REPORTING LIMIT	UNITS	METHOD	PREPARATION-ANALYSIS DATE	WORK ORDER #
Thallium	ND	1.0	ug/L	SW846 6020	10/11-10/18/07	J8KQA1AL
		Dilution Factor: 1		Analysis Time..: 11:52	Analyst ID.....: 002260	
		Instrument ID..: I7		MDL.....: 0.14		
Vanadium	ND	10.0	ug/L	SW846 6010B	10/11/07	J8KQA1AC
		Dilution Factor: 1		Analysis Time..: 20:59	Analyst ID.....: 001644	
		Instrument ID..: I5		MDL.....: 0.64		
Zinc	**4.0 B,J**	10.0	ug/L	SW846 6020	**10/11-10/18/07**	**J8KQA1AM**
		Dilution Factor: 1		Analysis Time..: 11:52	Analyst ID.....: 002260	
		Instrument ID..: I7		MDL.....: 2.0		

NOTE(S):

J Method blank contamination. The associated method blank contains the target analyte at a reportable level.

B Estimated result. Result is less than RL.

Environmental Quality Mgt., Inc.

Client Sample ID: FWGCBPmw-007-0524-GF

TOTAL Metals

Lot-Sample #...: A7J100103-013 Matrix.....: WG
Date Sampled...: 10/09/07 09:00 Date Received..: 10/10/07

PARAMETER	RESULT	REPORTING LIMIT	UNITS	METHOD	PREPARATION-ANALYSIS DATE	WORK ORDER #
Prep Batch #...: 7284018						
Silver	ND	5.0	ug/L	SW846 6010B	10/11/07	J8KQG1A3
		Dilution Factor: 1		Analysis Time..: 21:04	Analyst ID.....: 001644	
		Instrument ID..: I5		MDL.....: 2.2		
Aluminum	ND	50.0	ug/L	SW846 6020	10/11-10/18/07	J8KQG1AF
		Dilution Factor: 1		Analysis Time..: 11:55	Analyst ID.....: 002260	
		Instrument ID..: I7		MDL.....: 9.3		
Arsenic	**36.8**	**5.0**	**ug/L**	**SW846 6010B**	**10/11/07**	**J8KQG1AN**
		Dilution Factor: 1		Analysis Time..: 21:04	Analyst ID.....: 001644	
		Instrument ID..: I5		MDL.....: 3.2		
Barium	**10.5 J**	**10.0**	**ug/L**	**SW846 6010B**	**10/11/07**	**J8KQG1AT**
		Dilution Factor: 1		Analysis Time..: 21:04	Analyst ID.....: 001644	
		Instrument ID..: I5		MDL.....: 0.67		
Beryllium	ND	1.0	ug/L	SW846 6020	10/11-10/18/07	J8KQG1AH
		Dilution Factor: 1		Analysis Time..: 11:55	Analyst ID.....: 002260	
		Instrument ID..: I7		MDL.....: 0.20		
Calcium	**224000 J**	**1000**	**ug/L**	**SW846 6010B**	**10/11/07**	**J8KQG1AU**
		Dilution Factor: 1		Analysis Time..: 21:04	Analyst ID.....: 001644	
		Instrument ID..: I5		MDL.....: 130		
Cadmium	ND	0.50	ug/L	SW846 6020	10/11-10/18/07	J8KQG1AJ
		Dilution Factor: 1		Analysis Time..: 11:55	Analyst ID.....: 002260	
		Instrument ID..: I7		MDL.....: 0.092		
Cobalt	**2.9 B**	**5.0**	**ug/L**	**SW846 6010B**	**10/11/07**	**J8KQG1AV**
		Dilution Factor: 1		Analysis Time..: 21:04	Analyst ID.....: 001644	
		Instrument ID..: I5		MDL.....: 1.7		
Chromium	ND	5.0	ug/L	SW846 6010B	10/11/07	J8KQG1AD
		Dilution Factor: 1		Analysis Time..: 21:04	Analyst ID.....: 001644	
		Instrument ID..: I5		MDL.....: 2.2		
Copper	ND	5.0	ug/L	SW846 6010B	10/11/07	J8KQG1AW
		Dilution Factor: 1		Analysis Time..: 21:04	Analyst ID.....: 001644	
		Instrument ID..: I5		MDL.....: 4.5		

(Continued on next page)

Environmental Quality Mgt., Inc.

Client Sample ID: FWGCBPmw-007-0524-GF

TOTAL Metals

Lot-Sample #...: A7J100103-013 Matrix.....: WG

PARAMETER	RESULT	REPORTING LIMIT	UNITS	METHOD	PREPARATION-ANALYSIS DATE	WORK ORDER #
Iron	4290	20.0	ug/L	SW846 6020	10/11-10/18/07	J8KQG1AK
		Dilution Factor: 1		Analysis Time..: 11:55	Analyst ID.....: 002260	
		Instrument ID..: I7		MDL.....: 15.0		
Mercury	ND	0.20	ug/L	SW846 7470A	10/11-10/15/07	J8KQG1AR
		Dilution Factor: 1		Analysis Time..: 13:00	Analyst ID.....: 001086	
		Instrument ID..: H4		MDL.....: 0.090		
Potassium	4510 J	1000	ug/L	SW846 6010B	10/11/07	J8KQG1A2
		Dilution Factor: 1		Analysis Time..: 21:04	Analyst ID.....: 001644	
		Instrument ID..: I5		MDL.....: 72.0		
Magnesium	120000 J	1000	ug/L	SW846 6010B	10/11/07	J8KQG1AX
		Dilution Factor: 1		Analysis Time..: 21:04	Analyst ID.....: 001644	
		Instrument ID..: I5		MDL.....: 34.0		
Manganese	228 J	10.0	ug/L	SW846 6010B	10/11/07	J8KQG1A0
		Dilution Factor: 1		Analysis Time..: 21:04	Analyst ID.....: 001644	
		Instrument ID..: I5		MDL.....: 0.41		
Sodium	100000	1000	ug/L	SW846 6010B	10/11/07	J8KQG1AA
		Dilution Factor: 1		Analysis Time..: 21:04	Analyst ID.....: 001644	
		Instrument ID..: I5		MDL.....: 590		
Nickel	4.5 B	10.0	ug/L	SW846 6010B	10/11/07	J8KQG1A1
		Dilution Factor: 1		Analysis Time..: 21:04	Analyst ID.....: 001644	
		Instrument ID..: I5		MDL.....: 3.2		
Lead	ND	3.0	ug/L	SW846 6010B	10/11/07	J8KQG1AP
		Dilution Factor: 1		Analysis Time..: 21:04	Analyst ID.....: 001644	
		Instrument ID..: I5		MDL.....: 1.9		
Antimony	ND	2.0	ug/L	SW846 6020	10/11-10/18/07	J8KQG1AG
		Dilution Factor: 1		Analysis Time..: 11:55	Analyst ID.....: 002260	
		Instrument ID..: I7		MDL.....: 0.13		
Selenium	ND	5.0	ug/L	SW846 6010B	10/11/07	J8KQG1AQ
		Dilution Factor: 1		Analysis Time..: 21:04	Analyst ID.....: 001644	
		Instrument ID..: I5		MDL.....: 4.1		

(Continued on next page)

Environmental Quality Mgt., Inc.

Client Sample ID: FWGCBPmw-007-0524-GF

TOTAL Metals

Lot-Sample #...: A7J100103-013 Matrix.....: WG

PARAMETER	RESULT	REPORTING LIMIT	UNITS	METHOD	PREPARATION-ANALYSIS DATE	WORK ORDER #
Thallium	ND	1.0	ug/L	SW846 6020	10/11-10/18/07	J8KQG1AL
		Dilution Factor: 1		Analysis Time..: 11:55	Analyst ID.....: 002260	
		Instrument ID..: I7		MDL.....: 0.14		
Vanadium	ND	10.0	ug/L	SW846 6010B	10/11/07	J8KQG1AC
		Dilution Factor: 1		Analysis Time..: 21:04	Analyst ID.....: 001644	
		Instrument ID..: I5		MDL.....: 0.64		
Zinc	2.5 B,J	10.0	ug/L	SW846 6020	10/11-10/18/07	J8KQG1AM
		Dilution Factor: 1		Analysis Time..: 11:55	Analyst ID.....: 002260	
		Instrument ID..: I7		MDL.....: 2.0		

NOTE(S):

J Method blank contamination. The associated method blank contains the target analyte at a reportable level.

B Estimated result. Result is less than RL.

Environmental Quality Mgt., Inc.

Client Sample ID: FWGEEQUIPRINSE2-0557-GW

TOTAL Metals

Lot-Sample #...: A7J100103-014 **Matrix.....:** WG
Date Sampled...: 10/09/07 11:20 **Date Received..:** 10/10/07

PARAMETER	RESULT	REPORTING LIMIT	UNITS	METHOD	PREPARATION-ANALYSIS DATE	WORK ORDER #
Prep Batch #...: 7284018						
Silver	ND	5.0	ug/L	SW846 6010B	10/11/07	J8KQH1A7
		Dilution Factor: 1		Analysis Time..: 21:25	Analyst ID.....: 001644	
		Instrument ID..: I5		MDL.....: 2.2		
Aluminum	ND	50.0	ug/L	SW846 6020	10/11-10/18/07	J8KQH1AK
		Dilution Factor: 1		Analysis Time..: 11:59	Analyst ID.....: 002260	
		Instrument ID..: I7		MDL.....: 9.3		
Arsenic	ND	5.0	ug/L	SW846 6010B	10/11/07	J8KQH1AT
		Dilution Factor: 1		Analysis Time..: 21:25	Analyst ID.....: 001644	
		Instrument ID..: I5		MDL.....: 3.2		
Barium	ND	10.0	ug/L	SW846 6010B	10/11/07	J8KQH1AX
		Dilution Factor: 1		Analysis Time..: 21:25	Analyst ID.....: 001644	
		Instrument ID..: I5		MDL.....: 0.67		
Beryllium	ND	1.0	ug/L	SW846 6020	10/11-10/18/07	J8KQH1AM
		Dilution Factor: 1		Analysis Time..: 11:59	Analyst ID.....: 002260	
		Instrument ID..: I7		MDL.....: 0.20		
Calcium	ND	1000	ug/L	SW846 6010B	10/11/07	J8KQH1A0
		Dilution Factor: 1		Analysis Time..: 21:25	Analyst ID.....: 001644	
		Instrument ID..: I5		MDL.....: 130		
Cadmium	ND	0.50	ug/L	SW846 6020	10/11-10/18/07	J8KQH1AN
		Dilution Factor: 1		Analysis Time..: 11:59	Analyst ID.....: 002260	
		Instrument ID..: I7		MDL.....: 0.092		
Cobalt	ND	5.0	ug/L	SW846 6010B	10/11/07	J8KQH1A1
		Dilution Factor: 1		Analysis Time..: 21:25	Analyst ID.....: 001644	
		Instrument ID..: I5		MDL.....: 1.7		
Chromium	ND	5.0	ug/L	SW846 6010B	10/11/07	J8KQH1CA
		Dilution Factor: 1		Analysis Time..: 21:25	Analyst ID.....: 001644	
		Instrument ID..: I5		MDL.....: 2.2		
Copper	ND	5.0	ug/L	SW846 6010B	10/11/07	J8KQH1A2
		Dilution Factor: 1		Analysis Time..: 21:25	Analyst ID.....: 001644	
		Instrument ID..: I5		MDL.....: 4.5		

(Continued on next page)

Environmental Quality Mgt., Inc.

Client Sample ID: FWGEEQUIPRINSE2-0557-GW

TOTAL Metals

Lot-Sample #...: A7J100103-014 Matrix.....: WG

PARAMETER	RESULT	REPORTING LIMIT	UNITS	METHOD	PREPARATION-ANALYSIS DATE	WORK ORDER #
Iron	ND	20.0	ug/L	SW846 6020	10/11-10/18/07	J8KQH1AP
		Dilution Factor: 1		Analysis Time..: 11:59	Analyst ID.....: 002260	
		Instrument ID..: I7		MDL.....: 15.0		
Mercury	ND	0.20	ug/L	SW846 7470A	10/11-10/15/07	J8KQH1AW
		Dilution Factor: 1		Analysis Time..: 13:01	Analyst ID.....: 001086	
		Instrument ID..: H4		MDL.....: 0.090		
Potassium	137 B,J	1000	ug/L	SW846 6010B	10/11/07	J8KQH1A6
		Dilution Factor: 1		Analysis Time..: 21:25	Analyst ID.....: 001644	
		Instrument ID..: I5		MDL.....: 72.0		
Magnesium	ND	1000	ug/L	SW846 6010B	10/11/07	J8KQH1A3
		Dilution Factor: 1		Analysis Time..: 21:25	Analyst ID.....: 001644	
		Instrument ID..: I5		MDL.....: 34.0		
Manganese	ND	10.0	ug/L	SW846 6010B	10/11/07	J8KQH1A4
		Dilution Factor: 1		Analysis Time..: 21:25	Analyst ID.....: 001644	
		Instrument ID..: I5		MDL.....: 0.41		
Sodium	ND	1000	ug/L	SW846 6010B	10/11/07	J8KQH1A8
		Dilution Factor: 1		Analysis Time..: 21:25	Analyst ID.....: 001644	
		Instrument ID..: I5		MDL.....: 590		
Nickel	ND	10.0	ug/L	SW846 6010B	10/11/07	J8KQH1A5
		Dilution Factor: 1		Analysis Time..: 21:25	Analyst ID.....: 001644	
		Instrument ID..: I5		MDL.....: 3.2		
Lead	ND	3.0	ug/L	SW846 6010B	10/11/07	J8KQH1AU
		Dilution Factor: 1		Analysis Time..: 21:25	Analyst ID.....: 001644	
		Instrument ID..: I5		MDL.....: 1.9		
Antimony	ND	2.0	ug/L	SW846 6020	10/11-10/18/07	J8KQH1AL
		Dilution Factor: 1		Analysis Time..: 11:59	Analyst ID.....: 002260	
		Instrument ID..: I7		MDL.....: 0.13		
Selenium	ND	5.0	ug/L	SW846 6010B	10/11/07	J8KQH1AV
		Dilution Factor: 1		Analysis Time..: 21:25	Analyst ID.....: 001644	
		Instrument ID..: I5		MDL.....: 4.1		

(Continued on next page)

Environmental Quality Mgt., Inc.

Client Sample ID: FWGEEQUIPRINSE2-0557-GW

TOTAL Metals

Lot-Sample #...: A7J100103-014 Matrix.....: WG

PARAMETER	RESULT	REPORTING LIMIT	UNITS	METHOD	PREPARATION-ANALYSIS DATE	WORK ORDER #
Thallium	ND	1.0	ug/L	SW846 6020	10/11-10/18/07	J8KQH1AQ
		Dilution Factor: 1		Analysis Time..: 11:59	Analyst ID.....: 002260	
		Instrument ID..: I7		MDL.....: 0.14		
Vanadium	ND	10.0	ug/L	SW846 6010B	10/11/07	J8KQH1A9
		Dilution Factor: 1		Analysis Time..: 21:25	Analyst ID.....: 001644	
		Instrument ID..: I5		MDL.....: 0.64		
Zinc	ND	10.0	ug/L	SW846 6020	10/11-10/18/07	J8KQH1AK
		Dilution Factor: 1		Analysis Time..: 11:59	Analyst ID.....: 002260	
		Instrument ID..: I7		MDL.....: 2.0		

NOTE(S):

B Estimated result. Result is less than RL.

J Method blank contamination. The associated method blank contains the target analyte at a reportable level.

Environmental Quality Mgt., Inc.

Client Sample ID: FWGCBPmw-006C-0523-GF

TOTAL Metals

Lot-Sample #...: A7J100103-016 Matrix.....: WG
Date Sampled...: 10/09/07 12:40 Date Received..: 10/10/07

PARAMETER	RESULT	REPORTING LIMIT	UNITS	METHOD	PREPARATION-ANALYSIS DATE	WORK ORDER #
Prep Batch #...: 7284018						
Silver	ND	5.0	ug/L	SW846 6010B	10/11/07	J8KQK1A3
		Dilution Factor: 1		Analysis Time..: 21:30	Analyst ID.....: 001644	
		Instrument ID..: I5		MDL.....: 2.2		
Aluminum	11800	50.0	ug/L	SW846 6020	10/11-10/18/07	J8KQK1AF
		Dilution Factor: 1		Analysis Time..: 12:02	Analyst ID.....: 002260	
		Instrument ID..: I7		MDL.....: 9.3		
Arsenic	34.3	5.0	ug/L	SW846 6010B	10/11/07	J8KQK1AN
		Dilution Factor: 1		Analysis Time..: 21:30	Analyst ID.....: 001644	
		Instrument ID..: I5		MDL.....: 3.2		
Barium	212 J	10.0	ug/L	SW846 6010B	10/11/07	J8KQK1AT
		Dilution Factor: 1		Analysis Time..: 21:30	Analyst ID.....: 001644	
		Instrument ID..: I5		MDL.....: 0.67		
Beryllium	1.1	1.0	ug/L	SW846 6020	10/11-10/18/07	J8KQK1AH
		Dilution Factor: 1		Analysis Time..: 12:02	Analyst ID.....: 002260	
		Instrument ID..: I7		MDL.....: 0.20		
Calcium	76700 J	1000	ug/L	SW846 6010B	10/11/07	J8KQK1AU
		Dilution Factor: 1		Analysis Time..: 21:30	Analyst ID.....: 001644	
		Instrument ID..: I5		MDL.....: 130		
Cadmium	ND	0.50	ug/L	SW846 6020	10/11-10/18/07	J8KQK1AJ
		Dilution Factor: 1		Analysis Time..: 12:02	Analyst ID.....: 002260	
		Instrument ID..: I7		MDL.....: 0.092		
Cobalt	17.4	5.0	ug/L	SW846 6010B	10/11/07	J8KQK1AV
		Dilution Factor: 1		Analysis Time..: 21:30	Analyst ID.....: 001644	
		Instrument ID..: I5		MDL.....: 1.7		
Chromium	36.7	5.0	ug/L	SW846 6010B	10/11/07	J8KQK1AD
		Dilution Factor: 1		Analysis Time..: 21:30	Analyst ID.....: 001644	
		Instrument ID..: I5		MDL.....: 2.2		
Copper	21.2	5.0	ug/L	SW846 6010B	10/11/07	J8KQK1AW
		Dilution Factor: 1		Analysis Time..: 21:30	Analyst ID.....: 001644	
		Instrument ID..: I5		MDL.....: 4.5		

(Continued on next page)

Environmental Quality Mgt., Inc.

Client Sample ID: FWGCBPmw-006C-0523-GF

TOTAL Metals

Lot-Sample #...: A7J100103-016 Matrix.....: WG

PARAMETER	RESULT	REPORTING LIMIT	UNITS	METHOD	PREPARATION-ANALYSIS DATE	WORK ORDER #
Iron	27400	20.0	ug/L	SW846 6020	10/11-10/18/07	J8KQK1AK
		Dilution Factor: 1		Analysis Time..: 12:02	Analyst ID.....: 002260	
		Instrument ID..: I7		MDL.....: 15.0		
Mercury	ND	0.20	ug/L	SW846 7470A	10/11-10/15/07	J8KQK1AR
		Dilution Factor: 1		Analysis Time..: 13:03	Analyst ID.....: 001086	
		Instrument ID..: H4		MDL.....: 0.090		
Potassium	7950 J	1000	ug/L	SW846 6010B	10/11/07	J8KQK1A2
		Dilution Factor: 1		Analysis Time..: 21:30	Analyst ID.....: 001644	
		Instrument ID..: I5		MDL.....: 72.0		
Magnesium	31900 J	1000	ug/L	SW846 6010B	10/11/07	J8KQK1AX
		Dilution Factor: 1		Analysis Time..: 21:30	Analyst ID.....: 001644	
		Instrument ID..: I5		MDL.....: 34.0		
Manganese	466 J	10.0	ug/L	SW846 6010B	10/11/07	J8KQK1A0
		Dilution Factor: 1		Analysis Time..: 21:30	Analyst ID.....: 001644	
		Instrument ID..: I5		MDL.....: 0.41		
Sodium	13300	1000	ug/L	SW846 6010B	10/11/07	J8KQK1AA
		Dilution Factor: 1		Analysis Time..: 21:30	Analyst ID.....: 001644	
		Instrument ID..: I5		MDL.....: 590		
Nickel	37.8	10.0	ug/L	SW846 6010B	10/11/07	J8KQK1A1
		Dilution Factor: 1		Analysis Time..: 21:30	Analyst ID.....: 001644	
		Instrument ID..: I5		MDL.....: 3.2		
Lead	12.0	3.0	ug/L	SW846 6010B	10/11/07	J8KQK1AP
		Dilution Factor: 1		Analysis Time..: 21:30	Analyst ID.....: 001644	
		Instrument ID..: I5		MDL.....: 1.9		
Antimony	0.14 B	2.0	ug/L	SW846 6020	10/11-10/18/07	J8KQK1AG
		Dilution Factor: 1		Analysis Time..: 12:02	Analyst ID.....: 002260	
		Instrument ID..: I7		MDL.....: 0.13		
Selenium	ND	5.0	ug/L	SW846 6010B	10/11/07	J8KQK1AQ
		Dilution Factor: 1		Analysis Time..: 21:30	Analyst ID.....: 001644	
		Instrument ID..: I5		MDL.....: 4.1		

(Continued on next page)

Environmental Quality Mgt., Inc.

Client Sample ID: FWGCBPmw-006C-0523-GF

TOTAL Metals

Lot-Sample #...: A7J100103-016 Matrix.....: WG

PARAMETER	RESULT	REPORTING LIMIT	UNITS	METHOD	PREPARATION-ANALYSIS DATE	WORK ORDER #
Thallium	ND	1.0	ug/L	SW846 6020	10/11-10/18/07	J8KQK1AL
		Dilution Factor: 1		Analysis Time..: 12:02	Analyst ID.....: 002260	
		Instrument ID..: I7		MDL.....: 0.14		
Vanadium	**37.7**	**10.0**	**ug/L**	**SW846 6010B**	**10/11/07**	**J8KQK1AC**
		Dilution Factor: 1		Analysis Time..: 21:30	Analyst ID.....: 001644	
		Instrument ID..: I5		MDL.....: 0.64		
Zinc	**66.7 J**	**10.0**	**ug/L**	**SW846 6020**	**10/11-10/18/07**	**J8KQK1AM**
		Dilution Factor: 1		Analysis Time..: 12:02	Analyst ID.....: 002260	
		Instrument ID..: I7		MDL.....: 2.0		

NOTE(S):

J Method blank contamination. The associated method blank contains the target analyte at a reportable level.

B Estimated result. Result is less than RL.

Environmental Quality Mgt., Inc.

Client Sample ID: FWGLL4mw-198C-0543-GF

TOTAL Metals

Lot-Sample #...: A7J100103-018 Matrix.....: WG
Date Sampled...: 10/09/07 14:25 Date Received..: 10/10/07

PARAMETER	RESULT	REPORTING LIMIT	UNITS	METHOD	PREPARATION-ANALYSIS DATE	WORK ORDER #
Prep Batch #...: 7284018						
Silver	ND	5.0	ug/L	SW846 6010B	10/11/07	J8KQN1A3
		Dilution Factor: 1		Analysis Time..: 21:35	Analyst ID.....: 001644	
		Instrument ID..: I5		MDL.....: 2.2		
Aluminum	**22.0 B**	**50.0**	**ug/L**	**SW846 6020**	**10/11-10/18/07**	**J8KQN1AF**
		Dilution Factor: 1		Analysis Time..: 12:06	Analyst ID.....: 002260	
		Instrument ID..: I7		MDL.....: 9.3		
Arsenic	ND	5.0	ug/L	SW846 6010B	10/11/07	J8KQN1AN
		Dilution Factor: 1		Analysis Time..: 21:35	Analyst ID.....: 001644	
		Instrument ID..: I5		MDL.....: 3.2		
Barium	**15.3 J**	**10.0**	**ug/L**	**SW846 6010B**	**10/11/07**	**J8KQN1AT**
		Dilution Factor: 1		Analysis Time..: 21:35	Analyst ID.....: 001644	
		Instrument ID..: I5		MDL.....: 0.67		
Beryllium	ND	1.0	ug/L	SW846 6020	10/11-10/18/07	J8KQN1AH
		Dilution Factor: 1		Analysis Time..: 12:06	Analyst ID.....: 002260	
		Instrument ID..: I7		MDL.....: 0.20		
Calcium	**34400 J**	**1000**	**ug/L**	**SW846 6010B**	**10/11/07**	**J8KQN1AU**
		Dilution Factor: 1		Analysis Time..: 21:35	Analyst ID.....: 001644	
		Instrument ID..: I5		MDL.....: 130		
Cadmium	ND	0.50	ug/L	SW846 6020	10/11-10/18/07	J8KQN1AJ
		Dilution Factor: 1		Analysis Time..: 12:06	Analyst ID.....: 002260	
		Instrument ID..: I7		MDL.....: 0.092		
Cobalt	ND	5.0	ug/L	SW846 6010B	10/11/07	J8KQN1AV
		Dilution Factor: 1		Analysis Time..: 21:35	Analyst ID.....: 001644	
		Instrument ID..: I5		MDL.....: 1.7		
Chromium	ND	5.0	ug/L	SW846 6010B	10/11/07	J8KQN1AD
		Dilution Factor: 1		Analysis Time..: 21:35	Analyst ID.....: 001644	
		Instrument ID..: I5		MDL.....: 2.2		
Copper	ND	5.0	ug/L	SW846 6010B	10/11/07	J8KQN1AW
		Dilution Factor: 1		Analysis Time..: 21:35	Analyst ID.....: 001644	
		Instrument ID..: I5		MDL.....: 4.5		

(Continued on next page)

Environmental Quality Mgt., Inc.

Client Sample ID: FWGLL4mw-198C-0543-GF

TOTAL Metals

Lot-Sample #...: A7J100103-018 **Matrix.....:** WG

PARAMETER	RESULT	REPORTING LIMIT	UNITS	METHOD	PREPARATION-ANALYSIS DATE	WORK ORDER #
Iron	**4330**	**20.0**	**ug/L**	**SW846 6020**	**10/11-10/18/07**	**J8KQN1AK**
		Dilution Factor: 1		Analysis Time..: 12:06	Analyst ID.....: 002260	
		Instrument ID..: I7		MDL.....: 15.0		
Mercury	ND	0.20	ug/L	SW846 7470A	10/11-10/15/07	J8KQN1AR
		Dilution Factor: 1		Analysis Time..: 13:04	Analyst ID.....: 001086	
		Instrument ID..: H4		MDL.....: 0.090		
Potassium	**1240 J**	**1000**	**ug/L**	**SW846 6010B**	**10/11/07**	**J8KQN1A2**
		Dilution Factor: 1		Analysis Time..: 21:35	Analyst ID.....: 001644	
		Instrument ID..: I5		MDL.....: 72.0		
Magnesium	***15600 J***	**1000**	**ug/L**	**SW846 6010B**	**10/11/07**	**J8KQN1AX**
		Dilution Factor: 1		Analysis Time..: 21:35	Analyst ID.....: 001644	
		Instrument ID..: I5		MDL.....: 34.0		
Manganese	**1460 J**	**10.0**	**ug/L**	**SW846 6010B**	**10/11/07**	**J8KQN1A0**
		Dilution Factor: 1		Analysis Time..: 21:35	Analyst ID.....: 001644	
		Instrument ID..: I5		MDL.....: 0.41		
Sodium	**10200**	**1000**	**ug/L**	**SW846 6010B**	**10/11/07**	**J8KQN1AA**
		Dilution Factor: 1		Analysis Time..: 21:35	Analyst ID.....: 001644	
		Instrument ID..: I5		MDL.....: 590		
Nickel	**46.9**	**10.0**	**ug/L**	**SW846 6010B**	**10/11/07**	**J8KQN1A1**
		Dilution Factor: 1		Analysis Time..: 21:35	Analyst ID.....: 001644	
		Instrument ID..: I5		MDL.....: 3.2		
Lead	ND	3.0	ug/L	SW846 6010B	10/11/07	J8KQN1AP
		Dilution Factor: 1		Analysis Time..: 21:35	Analyst ID.....: 001644	
		Instrument ID..: I5		MDL.....: 1.9		
Antimony	ND	2.0	ug/L	SW846 6020	10/11-10/18/07	J8KQN1AG
		Dilution Factor: 1		Analysis Time..: 12:06	Analyst ID.....: 002260	
		Instrument ID..: I7		MDL.....: 0.13		
Selenium	ND	5.0	ug/L	SW846 6010B	10/11/07	J8KQN1AQ
		Dilution Factor: 1		Analysis Time..: 21:35	Analyst ID.....: 001644	
		Instrument ID..: I5		MDL.....: 4.1		

(Continued on next page)

Environmental Quality Mgt., Inc.

Client Sample ID: FWGLL4mw-198C-0543-GF

TOTAL Metals

Lot-Sample #...: A7J100103-018 Matrix.....: WG

PARAMETER	RESULT	REPORTING LIMIT	UNITS	METHOD	PREPARATION-ANALYSIS DATE	WORK ORDER #
Thallium	ND	1.0	ug/L	SW846 6020	10/11-10/18/07	J8KQN1AL
		Dilution Factor: 1		Analysis Time..: 12:06	Analyst ID.....: 002260	
		Instrument ID..: I7		MDL.....: 0.14		
Vanadium	ND	10.0	ug/L	SW846 6010B	10/11/07	J8KQN1AC
		Dilution Factor: 1		Analysis Time..: 21:35	Analyst ID.....: 001644	
		Instrument ID..: I5		MDL.....: 0.64		
Zinc	91.5 J	10.0	ug/L	SW846 6020	10/11-10/18/07	J8KQN1AM
		Dilution Factor: 1		Analysis Time..: 12:06	Analyst ID.....: 002260	
		Instrument ID..: I7		MDL.....: 2.0		

NOTE(S):

B Estimated result. Result is less than RL.

J Method blank contamination. The associated method blank contains the target analyte at a reportable level.

Environmental Quality Mgt., Inc.

Client Sample ID: FWGLL4mw-199C-0544-GF

TOTAL Metals

Lot-Sample #...: A7J100103-020 Matrix.....: WG
Date Sampled...: 10/09/07 16:20 Date Received..: 10/10/07

PARAMETER	RESULT	REPORTING LIMIT	UNITS	METHOD	PREPARATION-ANALYSIS DATE	WORK ORDER #
Prep Batch #...: 7284018						
Silver	ND	5.0	ug/L	SW846 6010B	10/11/07	J8KQQ1A3
		Dilution Factor: 1		Analysis Time..: 21:40	Analyst ID.....: 001644	
		Instrument ID..: I5		MDL.....: 2.2		
Aluminum	**12.4 B**	**50.0**	**ug/L**	**SW846 6020**	**10/11-10/18/07**	**J8KQQ1AF**
		Dilution Factor: 1		Analysis Time..: 12:20	Analyst ID.....: 002260	
		Instrument ID..: I7		MDL.....: 9.3		
Arsenic	**10.8**	**5.0**	**ug/L**	**SW846 6010B**	**10/11/07**	**J8KQQ1AN**
		Dilution Factor: 1		Analysis Time..: 21:40	Analyst ID.....: 001644	
		Instrument ID..: I5		MDL.....: 3.2		
Barium	**126 J**	**10.0**	**ug/L**	**SW846 6010B**	**10/11/07**	**J8KQQ1AT**
		Dilution Factor: 1		Analysis Time..: 21:40	Analyst ID.....: 001644	
		Instrument ID..: I5		MDL.....: 0.67		
Beryllium	ND	1.0	ug/L	SW846 6020	10/11-10/18/07	J8KQQ1AH
		Dilution Factor: 1		Analysis Time..: 12:20	Analyst ID.....: 002260	
		Instrument ID..: I7		MDL.....: 0.20		
Calcium	**98900 J**	**1000**	**ug/L**	**SW846 6010B**	**10/11/07**	**J8KQQ1AU**
		Dilution Factor: 1		Analysis Time..: 21:40	Analyst ID.....: 001644	
		Instrument ID..: I5		MDL.....: 130		
Cadmium	ND	0.50	ug/L	SW846 6020	10/11-10/18/07	J8KQQ1AJ
		Dilution Factor: 1		Analysis Time..: 12:20	Analyst ID.....: 002260	
		Instrument ID..: I7		MDL.....: 0.092		
Cobalt	ND	5.0	ug/L	SW846 6010B	10/11/07	J8KQQ1AV
		Dilution Factor: 1		Analysis Time..: 21:40	Analyst ID.....: 001644	
		Instrument ID..: I5		MDL.....: 1.7		
Chromium	ND	5.0	ug/L	SW846 6010B	10/11/07	J8KQQ1AD
		Dilution Factor: 1		Analysis Time..: 21:40	Analyst ID.....: 001644	
		Instrument ID..: I5		MDL.....: 2.2		
Copper	ND	5.0	ug/L	SW846 6010B	10/11/07	J8KQQ1AW
		Dilution Factor: 1		Analysis Time..: 21:40	Analyst ID.....: 001644	
		Instrument ID..: I5		MDL.....: 4.5		

(Continued on next page)

Environmental Quality Mgt., Inc.

Client Sample ID: FWGLL4mw-199C-0544-GF

TOTAL Metals

Lot-Sample #...: A7J100103-020 Matrix.....: WG

PARAMETER	RESULT	REPORTING LIMIT	UNITS	METHOD	PREPARATION-ANALYSIS DATE	WORK ORDER #
Iron	**4910**	**20.0**	**ug/L**	**SW846 6020**	**10/11-10/18/07**	**J8KQQ1AK**
		Dilution Factor: 1		Analysis Time..: 12:20	Analyst ID.....: 002260	
		Instrument ID..: I7		MDL.....: 15.0		
Mercury	ND	0.20	ug/L	SW846 7470A	10/11-10/15/07	J8KQQ1AR
		Dilution Factor: 1		Analysis Time..: 13:05	Analyst ID.....: 001086	
		Instrument ID..: H4		MDL.....: 0.090		
Potassium	**1540 J**	**1000**	**ug/L**	**SW846 6010B**	**10/11/07**	**J8KQQ1A2**
		Dilution Factor: 1		Analysis Time..: 21:40	Analyst ID.....: 001644	
		Instrument ID..: I5		MDL.....: 72.0		
Magnesium	**24300 J**	**1000**	**ug/L**	**SW846 6010B**	**10/11/07**	**J8KQQ1AX**
		Dilution Factor: 1		Analysis Time..: 21:40	Analyst ID.....: 001644	
		Instrument ID..: I5		MDL.....: 34.0		
Manganese	**636 J**	**10.0**	**ug/L**	**SW846 6010B**	**10/11/07**	**J8KQQ1A0**
		Dilution Factor: 1		Analysis Time..: 21:40	Analyst ID.....: 001644	
		Instrument ID..: I5		MDL.....: 0.41		
Sodium	**10500**	**1000**	**ug/L**	**SW846 6010B**	**10/11/07**	**J8KQQ1AA**
		Dilution Factor: 1		Analysis Time..: 21:40	Analyst ID.....: 001644	
		Instrument ID..: I5		MDL.....: 590		
Nickel	ND	10.0	ug/L	SW846 6010B	10/11/07	J8KQQ1A1
		Dilution Factor: 1		Analysis Time..: 21:40	Analyst ID.....: 001644	
		Instrument ID..: I5		MDL.....: 3.2		
Lead	ND	3.0	ug/L	SW846 6010B	10/11/07	J8KQQ1AP
		Dilution Factor: 1		Analysis Time..: 21:40	Analyst ID.....: 001644	
		Instrument ID..: I5		MDL.....: 1.9		
Antimony	ND	2.0	ug/L	SW846 6020	10/11-10/18/07	J8KQQ1AG
		Dilution Factor: 1		Analysis Time..: 12:20	Analyst ID.....: 002260	
		Instrument ID..: I7		MDL.....: 0.13		
Selenium	ND	5.0	ug/L	SW846 6010B	10/11/07	J8KQQ1AQ
		Dilution Factor: 1		Analysis Time..: 21:40	Analyst ID.....: 001644	
		Instrument ID..: I5		MDL.....: 4.1		

(Continued on next page)

Environmental Quality Mgt., Inc.

Client Sample ID: FWGLL4mw-199C-0544-GF

TOTAL Metals

Lot-Sample #...: A7J100103-020 Matrix.....: WG

PARAMETER	RESULT	REPORTING LIMIT	UNITS	METHOD	PREPARATION-ANALYSIS DATE	WORK ORDER #
Thallium	ND	1.0	ug/L	SW846 6020	10/11-10/18/07	J8KQQ1AL
		Dilution Factor: 1		Analysis Time..: 12:20	Analyst ID.....: 002260	
		Instrument ID..: I7		MDL.....: 0.14		
Vanadium	ND	10.0	ug/L	SW846 6010B	10/11/07	J8KQQ1AC
		Dilution Factor: 1		Analysis Time..: 21:40	Analyst ID.....: 001644	
		Instrument ID..: IS		MDL.....: 0.64		
Zinc	4.3 B,J	10.0	ug/L	SW846 6020	10/11-10/18/07	J8KQQ1AM
		Dilution Factor: 1		Analysis Time..: 12:20	Analyst ID.....: 002260	
		Instrument ID..: I7		MDL.....: 2.0		

NOTE(S):

B Estimated result. Result is less than RL.

J Method blank contamination. The associated method blank contains the target analyte at a reportable level.

Environmental Quality Mgt., Inc.

Client Sample ID: FWGLL1mw-080C-0536-GF

TOTAL Metals

Lot-Sample #...: A7J100103-022 **Matrix.....:** WG
Date Sampled...: 10/08/07 17:00 **Date Received..:** 10/10/07

PARAMETER	RESULT	REPORTING LIMIT	UNITS	METHOD	PREPARATION-ANALYSIS DATE	WORK ORDER #
Prep Batch #...: 7284018						
Silver	ND	5.0	ug/L	SW846 6010B	10/11/07	J8KQV1A3
		Dilution Factor: 1		Analysis Time..: 21:45	Analyst ID.....: 001644	
		Instrument ID..: I5		MDL.....: 2.2		
Aluminum	ND	50.0	ug/L	SW846 6020	10/11-10/18/07	J8KQV1AF
		Dilution Factor: 1		Analysis Time..: 12:24	Analyst ID.....: 002260	
		Instrument ID..: I7		MDL.....: 9.3		
Arsenic	ND	5.0	ug/L	SW846 6010B	10/11/07	J8KQV1AN
		Dilution Factor: 1		Analysis Time..: 21:45	Analyst ID.....: 001644	
		Instrument ID..: I5		MDL.....: 3.2		
Barium	**19.1 J**	**10.0**	**ug/L**	**SW846 6010B**	**10/11/07**	**J8KQV1AT**
		Dilution Factor: 1		Analysis Time..: 21:45	Analyst ID.....: 001644	
		Instrument ID..: I5		MDL.....: 0.67		
Beryllium	ND	1.0	ug/L	SW846 6020	10/11-10/18/07	J8KQV1AH
		Dilution Factor: 1		Analysis Time..: 12:24	Analyst ID.....: 002260	
		Instrument ID..: I7		MDL.....: 0.20		
Calcium	**298000 J**	**1000**	**ug/L**	**SW846 6010B**	**10/11/07**	**J8KQV1AU**
		Dilution Factor: 1		Analysis Time..: 21:45	Analyst ID.....: 001644	
		Instrument ID..: I5		MDL.....: 130		
Cadmium	ND	0.50	ug/L	SW846 6020	10/11-10/18/07	J8KQV1AJ
		Dilution Factor: 1		Analysis Time..: 12:24	Analyst ID.....: 002260	
		Instrument ID..: I7		MDL.....: 0.092		
Cobalt	ND	5.0	ug/L	SW846 6010B	10/11/07	J8KQV1AV
		Dilution Factor: 1		Analysis Time..: 21:45	Analyst ID.....: 001644	
		Instrument ID..: I5		MDL.....: 1.7		
Chromium	ND	5.0	ug/L	SW846 6010B	10/11/07	J8KQV1AD
		Dilution Factor: 1		Analysis Time..: 21:45	Analyst ID.....: 001644	
		Instrument ID..: I5		MDL.....: 2.2		
Copper	ND	5.0	ug/L	SW846 6010B	10/11/07	J8KQV1AW
		Dilution Factor: 1		Analysis Time..: 21:45	Analyst ID.....: 001644	
		Instrument ID..: I5		MDL.....: 4.5		

(Continued on next page)

Environmental Quality Mgt., Inc.

Client Sample ID: FWGLL1mw-080C-0536-GF

TOTAL Metals

Lot-Sample #...: A7J100103-022 Matrix.....: WG

PARAMETER	RESULT	REPORTING LIMIT	UNITS	METHOD	PREPARATION-ANALYSIS DATE	WORK ORDER #
Iron	685	20.0	ug/L	SW846 6020	10/11-10/18/07	J8KQV1AK
		Dilution Factor: 1		Analysis Time..: 12:24	Analyst ID.....: 002260	
		Instrument ID..: I7		MDL.....: 15.0		
Mercury	ND	0.20	ug/L	SW846 7470A	10/11-10/15/07	J8KQV1AR
		Dilution Factor: 1		Analysis Time..: 13:07	Analyst ID.....: 001086	
		Instrument ID..: H4		MDL.....: 0.090		
Potassium	4110 J	1000	ug/L	SW846 6010B	10/11/07	J8KQV1A2
		Dilution Factor: 1		Analysis Time..: 21:45	Analyst ID.....: 001644	
		Instrument ID..: I5		MDL.....: 72.0		
Magnesium	14800 J	1000	ug/L	SW846 6010B	10/11/07	J8KQV1AX
		Dilution Factor: 1		Analysis Time..: 21:45	Analyst ID.....: 001644	
		Instrument ID..: I5		MDL.....: 34.0		
Manganese	56.1 J	10.0	ug/L	SW846 6010B	10/11/07	J8KQV1A0
		Dilution Factor: 1		Analysis Time..: 21:45	Analyst ID.....: 001644	
		Instrument ID..: I5		MDL.....: 0.41		
Sodium	1960	1000	ug/L	SW846 6010B	10/11/07	J8KQV1AA
		Dilution Factor: 1		Analysis Time..: 21:45	Analyst ID.....: 001644	
		Instrument ID..: I5		MDL.....: 590		
Nickel	4.8 B	10.0	ug/L	SW846 6010B	10/11/07	J8KQV1A1
		Dilution Factor: 1		Analysis Time..: 21:45	Analyst ID.....: 001644	
		Instrument ID..: I5		MDL.....: 3.2		
Lead	ND	3.0	ug/L	SW846 6010B	10/11/07	J8KQV1AP
		Dilution Factor: 1		Analysis Time..: 21:45	Analyst ID.....: 001644	
		Instrument ID..: I5		MDL.....: 1.9		
Antimony	ND	2.0	ug/L	SW846 6020	10/11-10/18/07	J8KQV1AG
		Dilution Factor: 1		Analysis Time..: 12:24	Analyst ID.....: 002260	
		Instrument ID..: I7		MDL.....: 0.13		
Selenium	ND	5.0	ug/L	SW846 6010B	10/11/07	J8KQV1AQ
		Dilution Factor: 1		Analysis Time..: 21:45	Analyst ID.....: 001644	
		Instrument ID..: I5		MDL.....: 4.1		

(Continued on next page)

Environmental Quality Mgt., Inc.

Client Sample ID: FWGLL1mw-080C-0536-GF

TOTAL Metals

Lot-Sample #...: A7J100103-022 Matrix.....: WG

PARAMETER	RESULT	REPORTING LIMIT	UNITS	METHOD	PREPARATION-ANALYSIS DATE	WORK ORDER #
Thallium	ND	1.0	ug/L	SW846 6020	10/11-10/18/07	J8KQV1AL
		Dilution Factor: 1		Analysis Time..: 12:24	Analyst ID.....: 002260	
		Instrument ID..: I7		MDL.....: 0.14		
Vanadium	ND	10.0	ug/L	SW846 6010B	10/11/07	J8KQV1AC
		Dilution Factor: 1		Analysis Time..: 21:45	Analyst ID.....: 001644	
		Instrument ID..: I8		MDL.....: 0.64		
Zinc	3.9 B,J	10.0	ug/L	SW846 6020	10/11-10/18/07	J8KQV1AM
		Dilution Factor: 1		Analysis Time..: 12:24	Analyst ID.....: 002260	
		Instrument ID..: I7		MDL.....: 2.0		

NOTE(S):

J Method blank contamination. The associated method blank contains the target analyte at a reportable level.

B Estimated result. Result is less than RL.

Environmental Quality Mgt., Inc.

Client Sample ID: FWGRQLmw-009C-0547-GF

TOTAL Metals

Lot-Sample #...: A7J100103-025 Matrix.....: WG
Date Sampled...: 10/09/07 09:30 Date Received..: 10/10/07

PARAMETER	RESULT	REPORTING LIMIT	UNITS	METHOD	PREPARATION-ANALYSIS DATE	WORK ORDER #
Prep Batch #...: 7284018						
Silver	ND	5.0	ug/L	SW846 6010B	10/11/07	J8KQ01A3
		Dilution Factor: 1		Analysis Time..: 21:50	Analyst ID.....: 001644	
		Instrument ID..: I5		MDL.....: 2.2		
Aluminum	ND	50.0	ug/L	SW846 6020	10/11-10/18/07	J8KQ01AF
		Dilution Factor: 1		Analysis Time..: 12:28	Analyst ID.....: 002260	
		Instrument ID..: I7		MDL.....: 9.3		
Arsenic	**36.0**	**5.0**	**ug/L**	**SW846 6010B**	**10/11/07**	**J8KQ01AN**
		Dilution Factor: 1		Analysis Time..: 21:50	Analyst ID.....: 001644	
		Instrument ID..: I5		MDL.....: 3.2		
Barium	**62.5 J**	**10.0**	**ug/L**	**SW846 6010B**	**10/11/07**	**J8KQ01AT**
		Dilution Factor: 1		Analysis Time..: 21:50	Analyst ID.....: 001644	
		Instrument ID..: I5		MDL.....: 0.67		
Beryllium	ND	1.0	ug/L	SW846 6020	10/11-10/18/07	J8KQ01AH
		Dilution Factor: 1		Analysis Time..: 12:28	Analyst ID.....: 002260	
		Instrument ID..: I7		MDL.....: 0.20		
Calcium	**33900 J**	**1000**	**ug/L**	**SW846 6010B**	**10/11/07**	**J8KQ01AU**
		Dilution Factor: 1		Analysis Time..: 21:50	Analyst ID.....: 001644	
		Instrument ID..: I5		MDL.....: 130		
Cadmium	ND	0.50	ug/L	SW846 6020	10/11-10/18/07	J8KQ01AJ
		Dilution Factor: 1		Analysis Time..: 12:28	Analyst ID.....: 002260	
		Instrument ID..: I7		MDL.....: 0.092		
Cobalt	**5.4**	**5.0**	**ug/L**	**SW846 6010B**	**10/11/07**	**J8KQ01AV**
		Dilution Factor: 1		Analysis Time..: 21:50	Analyst ID.....: 001644	
		Instrument ID..: I5		MDL.....: 1.7		
Chromium	ND	5.0	ug/L	SW846 6010B	10/11/07	J8KQ01AD
		Dilution Factor: 1		Analysis Time..: 21:50	Analyst ID.....: 001644	
		Instrument ID..: I5		MDL.....: 2.2		
Copper	ND	5.0	ug/L	SW846 6010B	10/11/07	J8KQ01AW
		Dilution Factor: 1		Analysis Time..: 21:50	Analyst ID.....: 001644	
		Instrument ID..: I5		MDL.....: 4.5		

(Continued on next page)

Environmental Quality Mgt., Inc.

Client Sample ID: FWGRQLmw-009C-0547-GF

TOTAL Metals

Lot-Sample #...: A7J100103-025 Matrix.....: WG

PARAMETER	RESULT	REPORTING LIMIT	UNITS	METHOD	PREPARATION-ANALYSIS DATE	WORK ORDER #
Iron	17500	20.0	ug/L	SW846 6020	10/11-10/18/07	J8KQ01AK
		Dilution Factor: 1		Analysis Time..: 12:28	Analyst ID.....: 002260	
		Instrument ID..: I7		MDL.....: 15.0		
Mercury	ND	0.20	ug/L	SW846 7470A	10/11-10/15/07	J8KQ01AR
		Dilution Factor: 1		Analysis Time..: 12:52	Analyst ID.....: 001086	
		Instrument ID..: H4		MDL.....: 0.090		
Potassium	5120 J	1000	ug/L	SW846 6010B	10/11/07	J8KQ01A2
		Dilution Factor: 1		Analysis Time..: 21:50	Analyst ID.....: 001644	
		Instrument ID..: I5		MDL.....: 72.0		
Magnesium	52000 J	1000	ug/L	SW846 6010B	10/11/07	J8KQ01AX
		Dilution Factor: 1		Analysis Time..: 21:50	Analyst ID.....: 001644	
		Instrument ID..: I5		MDL.....: 34.0		
Manganese	2400 J	10.0	ug/L	SW846 6010B	10/11/07	J8KQ01A0
		Dilution Factor: 1		Analysis Time..: 21:50	Analyst ID.....: 001644	
		Instrument ID..: I5		MDL.....: 0.41		
Sodium	2480	1000	ug/L	SW846 6010B	10/11/07	J8KQ01AA
		Dilution Factor: 1		Analysis Time..: 21:50	Analyst ID.....: 001644	
		Instrument ID..: I5		MDL.....: 590		
Nickel	6.0 B	10.0	ug/L	SW846 6010B	10/11/07	J8KQ01A1
		Dilution Factor: 1		Analysis Time..: 21:50	Analyst ID.....: 001644	
		Instrument ID..: I5		MDL.....: 3.2		
Lead	ND	3.0	ug/L	SW846 6010B	10/11/07	J8KQ01AP
		Dilution Factor: 1		Analysis Time..: 21:50	Analyst ID.....: 001644	
		Instrument ID..: I5		MDL.....: 1.9		
Antimony	ND	2.0	ug/L	SW846 6020	10/11-10/18/07	J8KQ01AG
		Dilution Factor: 1		Analysis Time..: 12:28	Analyst ID.....: 002260	
		Instrument ID..: I7		MDL.....: 0.13		
Selenium	ND	5.0	ug/L	SW846 6010B	10/11/07	J8KQ01AQ
		Dilution Factor: 1		Analysis Time..: 21:50	Analyst ID.....: 001644	
		Instrument ID..: I5		MDL.....: 4.1		

(Continued on next page)

Environmental Quality Mgt., Inc.

Client Sample ID: FWGRQLmw-009C-0547-GF

TOTAL Metals

Lot-Sample #...: A7J100103-025 Matrix.....: WG

PARAMETER	RESULT	REPORTING LIMIT	UNITS	METHOD	PREPARATION-ANALYSIS DATE	WORK ORDER #
Thallium	**0.15 B**	**1.0**	**ug/L**	**SW846 6020**	**10/11-10/18/07**	**J8KQ01AL**
		Dilution Factor: 1		Analysis Time..: 12:28	Analyst ID.....: 002260	
		Instrument ID..: I7		MDL.....: 0.14		
Vanadium	ND	10.0	ug/L	SW846 6010B	10/11/07	J8KQ01AC
		Dilution Factor: 1		Analysis Time..: 21:50	Analyst ID.....: 001644	
		Instrument ID..: I5		MDL.....: 0.64		
Zinc	**3.6 B,J**	**10.0**	**ug/L**	**SW846 6020**	**10/11-10/18/07**	**J8KQ01AN**
		Dilution Factor: 1		Analysis Time..: 12:28	Analyst ID.....: 002260	
		Instrument ID..: I7		MDL.....: 2.0		

NOTE(S):

J Method blank contamination. The associated method blank contains the target analyte at a reportable level.

B Estimated result. Result is less than RL.

Environmental Quality Mgt., Inc.

Client Sample ID: FWGRQLmw-DUP3-0553-GF

TOTAL Metals

Lot-Sample #...: A7J100103-027 **Matrix.....:** WG
Date Sampled...: 10/09/07 10:30 **Date Received..:** 10/10/07

PARAMETER	RESULT	REPORTING LIMIT	UNITS	METHOD	PREPARATION-ANALYSIS DATE	WORK ORDER #
Prep Batch #...: 7284018						
Silver	ND	5.0	ug/L	SW846 6010B	10/11/07	J8KQ21A3
		Dilution Factor: 1		Analysis Time..: 21:55	Analyst ID.....: 001644	
		Instrument ID..: I5		MDL.....: 2.2		
Aluminum	ND	50.0	ug/L	SW846 6020	10/11-10/18/07	J8KQ21AF
		Dilution Factor: 1		Analysis Time..: 12:31	Analyst ID.....: 002260	
		Instrument ID..: I7		MDL.....: 9.3		
Arsenic	**34.5**	**5.0**	**ug/L**	**SW846 6010B**	**10/11/07**	**J8KQ21AN**
		Dilution Factor: 1		Analysis Time..: 21:55	Analyst ID.....: 001644	
		Instrument ID..: I5		MDL.....: 3.2		
Barium	**62.0 J**	**10.0**	**ug/L**	**SW846 6010B**	**10/11/07**	**J8KQ21AT**
		Dilution Factor: 1		Analysis Time..: 21:55	Analyst ID.....: 001644	
		Instrument ID..: I5		MDL.....: 0.67		
Beryllium	ND	1.0	ug/L	SW846 6020	10/11-10/18/07	J8KQ21AH
		Dilution Factor: 1		Analysis Time..: 12:31	Analyst ID.....: 002260	
		Instrument ID..: I7		MDL.....: 0.20		
Calcium	**34000 J**	**1000**	**ug/L**	**SW846 6010B**	**10/11/07**	**J8KQ21AU**
		Dilution Factor: 1		Analysis Time..: 21:55	Analyst ID.....: 001644	
		Instrument ID..: I5		MDL.....: 130		
Cadmium	ND	0.50	ug/L	SW846 6020	10/11-10/18/07	J8KQ21AJ
		Dilution Factor: 1		Analysis Time..: 12:31	Analyst ID.....: 002260	
		Instrument ID..: I7		MDL.....: 0.092		
Cobalt	**5.4**	**5.0**	**ug/L**	**SW846 6010B**	**10/11/07**	**J8KQ21AV**
		Dilution Factor: 1		Analysis Time..: 21:55	Analyst ID.....: 001644	
		Instrument ID..: I5		MDL.....: 1.7		
Chromium	ND	5.0	ug/L	SW846 6010B	10/11/07	J8KQ21AD
		Dilution Factor: 1		Analysis Time..: 21:55	Analyst ID.....: 001644	
		Instrument ID..: I5		MDL.....: 2.2		
Copper	ND	5.0	ug/L	SW846 6010B	10/11/07	J8KQ21AW
		Dilution Factor: 1		Analysis Time..: 21:55	Analyst ID.....: 001644	
		Instrument ID..: I5		MDL.....: 4.5		

(Continued on next page)

Environmental Quality Mgt., Inc.

Client Sample ID: FWGRQLmw-DUP3-0553-GF

TOTAL Metals

Lot-Sample #...: A7J100103-027 Matrix.....: WG

PARAMETER	RESULT	REPORTING LIMIT	UNITS	METHOD	PREPARATION-ANALYSIS DATE	WORK ORDER #
Iron	16000	20.0	ug/L	SW846 6020	10/11-10/18/07	J8KQ21AK
		Dilution Factor: 1		Analysis Time..: 12:31	Analyst ID.....: 002260	
		Instrument ID..: I7		MDL.....: 15.0		
Mercury	ND	0.20	ug/L	SW846 7470A	10/11-10/15/07	J8KQ21AR
		Dilution Factor: 1		Analysis Time..: 12:53	Analyst ID.....: 001086	
		Instrument ID..: H4		MDL.....: 0.090		
Potassium	5110 J	1000	ug/L	SW846 6010B	10/11/07	J8KQ21A2
		Dilution Factor: 1		Analysis Time..: 21:55	Analyst ID.....: 001644	
		Instrument ID..: I5		MDL.....: 72.0		
Magnesium	51000 J	1000	ug/L	SW846 6010B	10/11/07	J8KQ21AX
		Dilution Factor: 1		Analysis Time..: 21:55	Analyst ID.....: 001644	
		Instrument ID..: I5		MDL.....: 34.0		
Manganese	2410 J	10.0	ug/L	SW846 6010B	10/11/07	J8KQ21A0
		Dilution Factor: 1		Analysis Time..: 21:55	Analyst ID.....: 001644	
		Instrument ID..: I5		MDL.....: 0.41		
Sodium	2560	1000	ug/L	SW846 6010B	10/11/07	J8KQ21AA
		Dilution Factor: 1		Analysis Time..: 21:55	Analyst ID.....: 001644	
		Instrument ID..: I5		MDL.....: 590		
Nickel	6.5 B	10.0	ug/L	SW846 6010B	10/11/07	J8KQ21A1
		Dilution Factor: 1		Analysis Time..: 21:55	Analyst ID.....: 001644	
		Instrument ID..: I5		MDL.....: 3.2		
Lead	ND	3.0	ug/L	SW846 6010B	10/11/07	J8KQ21AP
		Dilution Factor: 1		Analysis Time..: 21:55	Analyst ID.....: 001644	
		Instrument ID..: I5		MDL.....: 1.9		
Antimony	ND	2.0	ug/L	SW846 6020	10/11-10/18/07	J8KQ21AG
		Dilution Factor: 1		Analysis Time..: 12:31	Analyst ID.....: 002260	
		Instrument ID..: I7		MDL.....: 0.13		
Selenium	ND	5.0	ug/L	SW846 6010B	10/11/07	J8KQ21AQ
		Dilution Factor: 1		Analysis Time..: 21:55	Analyst ID.....: 001644	
		Instrument ID..: I5		MDL.....: 4.1		

(Continued on next page)

Environmental Quality Mgt., Inc.

Client Sample ID: FWGRQLmw-DUP3-0553-GF

TOTAL Metals

Lot-Sample #...: A7J100103-027 Matrix.....: WG

PARAMETER	RESULT	REPORTING LIMIT	UNITS	METHOD	PREPARATION-ANALYSIS DATE	WORK ORDER #
Thallium	**0.14 B**	**1.0**	**ug/L**	**SW846 6020**	**10/11-10/18/07**	**J8KQ21AL**
		Dilution Factor: 1		Analysis Time..: 12:31	Analyst ID.....: 002260	
		Instrument ID..: I7		MDL.....: 0.14		
Vanadium	ND	10.0	ug/L	SW846 6010B	10/11/07	J8KQ21AC
		Dilution Factor: 1		Analysis Time..: 21:55	Analyst ID.....: 001644	
		Instrument ID..: I5		MDL.....: 0.64		
Zinc	2.6 B,J	10.0	ug/L	SW846 6020	10/11-10/18/07	J8KQ21AM
		Dilution Factor: 1		Analysis Time..: 12:31	Analyst ID.....: 002260	
		Instrument ID..: I7		MDL.....: 2.0		

NOTE(S):

J Method blank contamination. The associated method blank contains the target analyte at a reportable level.

B Estimated result. Result is less than RL.

Environmental Quality Mgt., Inc.

Client Sample ID: FWGRQLmw-007C-0545-GF

TOTAL Metals

Lot-Sample #...: A7J100103-029 Matrix.....: WG
Date Sampled...: 10/09/07 11:50 Date Received..: 10/10/07

PARAMETER	RESULT	REPORTING LIMIT	UNITS	METHOD	PREPARATION-ANALYSIS DATE	WORK ORDER #
Prep Batch #...: 7284018						
Silver	ND	5.0	ug/L	SW846 6010B	10/11/07	J8KQ51A3
		Dilution Factor: 1		Analysis Time..: 22:00	Analyst ID.....: 001644	
		Instrument ID..: I5		MDL.....: 2.2		
Aluminum	**15.3 B**	**50.0**	**ug/L**	**SW846 6020**	**10/11-10/18/07**	**J8KQ51AF**
		Dilution Factor: 1		Analysis Time..: 12:35	Analyst ID.....: 002260	
		Instrument ID..: I7		MDL.....: 9.3		
Arsenic	**51.4**	**5.0**	**ug/L**	**SW846 6010B**	**10/11/07**	**J8KQ51AN**
		Dilution Factor: 1		Analysis Time..: 22:00	Analyst ID.....: 001644	
		Instrument ID..: I5		MDL.....: 3.2		
Barium	**55.7 J**	**10.0**	**ug/L**	**SW846 6010B**	**10/11/07**	**J8KQ51AT**
		Dilution Factor: 1		Analysis Time..: 22:00	Analyst ID.....: 001644	
		Instrument ID..: I5		MDL.....: 0.67		
Beryllium	ND	1.0	ug/L	SW846 6020	10/11-10/18/07	J8KQ51AH
		Dilution Factor: 1		Analysis Time..: 12:35	Analyst ID.....: 002260	
		Instrument ID..: I7		MDL.....: 0.20		
Calcium	**140000 J**	**1000**	**ug/L**	**SW846 6010B**	**10/11/07**	**J8KQ51AU**
		Dilution Factor: 1		Analysis Time..: 22:00	Analyst ID.....: 001644	
		Instrument ID..: I5		MDL.....: 130		
Cadmium	ND	0.50	ug/L	SW846 6020	10/11-10/18/07	J8KQ51AJ
		Dilution Factor: 1		Analysis Time..: 12:35	Analyst ID.....: 002260	
		Instrument ID..: I7		MDL.....: 0.092		
Cobalt	**6.9**	**5.0**	**ug/L**	**SW846 6010B**	**10/11/07**	**J8KQ51AV**
		Dilution Factor: 1		Analysis Time..: 22:00	Analyst ID.....: 001644	
		Instrument ID..: I5		MDL.....: 1.7		
Chromium	ND	5.0	ug/L	SW846 6010B	10/11/07	J8KQ51AD
		Dilution Factor: 1		Analysis Time..: 22:00	Analyst ID.....: 001644	
		Instrument ID..: I5		MDL.....: 2.2		
Copper	ND	5.0	ug/L	SW846 6010B	10/11/07	J8KQ51AW
		Dilution Factor: 1		Analysis Time..: 22:00	Analyst ID.....: 001644	
		Instrument ID..: I5		MDL.....: 4.5		

(Continued on next page)

Environmental Quality Mgt., Inc.

Client Sample ID: FWGRQLmw-007C-0545-GF

TOTAL Metals

Lot-Sample #...: A7J100103-029 Matrix.....: WG

PARAMETER	RESULT	REPORTING LIMIT	UNITS	METHOD	PREPARATION-ANALYSIS DATE	WORK ORDER #
Iron	20800	20.0	ug/L	SW846 6020	10/11-10/18/07	J8KQ51AX
		Dilution Factor: 1		Analysis Time..: 12:35	Analyst ID.....: 002260	
		Instrument ID..: I7		MDL.....: 15.0		
Mercury	ND	0.20	ug/L	SW846 7470A	10/11-10/15/07	J8KQ51AR
		Dilution Factor: 1		Analysis Time..: 12:57	Analyst ID.....: 001086	
		Instrument ID..: H4		MDL.....: 0.090		
Potassium	8750 J	1000	ug/L	SW846 6010B	10/11/07	J8KQ51A2
		Dilution Factor: 1		Analysis Time..: 22:00	Analyst ID.....: 001644	
		Instrument ID..: I5		MDL.....: 72.0		
Magnesium	106000 J	1000	ug/L	SW846 6010B	10/11/07	J8KQ51AX
		Dilution Factor: 1		Analysis Time..: 22:00	Analyst ID.....: 001644	
		Instrument ID..: I5		MDL.....: 34.0		
Manganese	2730 J	10.0	ug/L	SW846 6010B	10/11/07	J8KQ51A0
		Dilution Factor: 1		Analysis Time..: 22:00	Analyst ID.....: 001644	
		Instrument ID..: I5		MDL.....: 0.41		
Sodium	10400	1000	ug/L	SW846 6010B	10/11/07	J8KQ51AA
		Dilution Factor: 1		Analysis Time..: 22:00	Analyst ID.....: 001644	
		Instrument ID..: I5		MDL.....: 590		
Nickel	12.3	10.0	ug/L	SW846 6010B	10/11/07	J8KQ51A1
		Dilution Factor: 1		Analysis Time..: 22:00	Analyst ID.....: 001644	
		Instrument ID..: I5		MDL.....: 3.2		
Lead	ND	3.0	ug/L	SW846 6010B	10/11/07	J8KQ51AP
		Dilution Factor: 1		Analysis Time..: 22:00	Analyst ID.....: 001644	
		Instrument ID..: I5		MDL.....: 1.9		
Antimony	ND	2.0	ug/L	SW846 6020	10/11-10/18/07	J8KQ51AG
		Dilution Factor: 1		Analysis Time..: 12:35	Analyst ID.....: 002260	
		Instrument ID..: I7		MDL.....: 0.13		
Selenium	ND	5.0	ug/L	SW846 6010B	10/11/07	J8KQ51AQ
		Dilution Factor: 1		Analysis Time..: 22:00	Analyst ID.....: 001644	
		Instrument ID..: I5		MDL.....: 4.1		

(Continued on next page)

Environmental Quality Mgt., Inc.

Client Sample ID: FWGRQLmw-007C-0545-GF

TOTAL Metals

Lot-Sample #...: A7J100103-029 Matrix.....: WG

PARAMETER	RESULT	REPORTING LIMIT	UNITS	METHOD	PREPARATION-ANALYSIS DATE	WORK ORDER #
Thallium	ND	1.0	ug/L	SW846 6020	10/11-10/18/07	J8KQ51AL
		Dilution Factor: 1		Analysis Time..: 12:35	Analyst ID.....: 002260	
		Instrument ID..: I7		MDL.....: 0.14		
Vanadium	ND	10.0	ug/L	SW846 6010B	10/11/07	J8KQ51AC
		Dilution Factor: 1		Analysis Time..: 22:00	Analyst ID.....: 001644	
		Instrument ID..: I5		MDL.....: 0.64		
Zinc	13.4 J	10.0	ug/L	SW846 6020	10/11-10/18/07	J8KQ51AM
		Dilution Factor: 1		Analysis Time..: 12:35	Analyst ID.....: 002260	
		Instrument ID..: I7		MDL.....: 2.0		

NOTE(S):

B Estimated result. Result is less than RL.

J Method blank contamination. The associated method blank contains the target analyte at a reportable level.

Environmental Quality Mgt., Inc.

Client Sample ID: FWGLL12mw-182C-0531-GF

TOTAL Metals

Lot-Sample #...: A7J100103-031 Matrix.....: WG
Date Sampled...: 10/09/07 13:20 Date Received..: 10/10/07

PARAMETER	RESULT	REPORTING LIMIT	UNITS	METHOD	PREPARATION-ANALYSIS DATE	WORK ORDER #
Prep Batch #...: 7284018						
Silver	ND	5.0	ug/L	SW846 6010B	10/11/07	J8KRD1DL
		Dilution Factor: 1		Analysis Time..: 22:05	Analyst ID.....: 001644	
		Instrument ID..: I5		MDL.....: 2.2		
Aluminum	ND	50.0	ug/L	SW846 6020	10/11-10/18/07	J8KRD1AP
		Dilution Factor: 1		Analysis Time..: 12:38	Analyst ID.....: 002260	
		Instrument ID..: I7		MDL.....: 9.3		
Arsenic	**40.5**	**5.0**	**ug/L**	**SW846 6010B**	**10/11/07**	**J8KRD1CE**
		Dilution Factor: 1		Analysis Time..: 22:05	Analyst ID.....: 001644	
		Instrument ID..: I5		MDL.....: 3.2		
Barium	**72.4 J**	**10.0**	**ug/L**	**SW846 6010B**	**10/11/07**	**J8KRD1CT**
		Dilution Factor: 1		Analysis Time..: 22:05	Analyst ID.....: 001644	
		Instrument ID..: I5		MDL.....: 0.67		
Beryllium	ND	1.0	ug/L	SW846 6020	10/11-10/18/07	J8KRD1AW
		Dilution Factor: 1		Analysis Time..: 12:38	Analyst ID.....: 002260	
		Instrument ID..: I7		MDL.....: 0.20		
Calcium	**81500 J**	**1000**	**ug/L**	**SW846 6010B**	**10/11/07**	**J8KRD1CW**
		Dilution Factor: 1		Analysis Time..: 22:05	Analyst ID.....: 001644	
		Instrument ID..: I5		MDL.....: 130		
Cadmium	ND	0.50	ug/L	SW846 6020	10/11-10/18/07	J8KRD1A1
		Dilution Factor: 1		Analysis Time..: 12:38	Analyst ID.....: 002260	
		Instrument ID..: I7		MDL.....: 0.092		
Cobalt	ND	5.0	ug/L	SW846 6010B	10/11/07	J8KRD1C1
		Dilution Factor: 1		Analysis Time..: 22:05	Analyst ID.....: 001644	
		Instrument ID..: I5		MDL.....: 1.7		
Chromium	ND	5.0	ug/L	SW846 6010B	10/11/07	J8KRD1AH
		Dilution Factor: 1		Analysis Time..: 22:05	Analyst ID.....: 001644	
		Instrument ID..: I5		MDL.....: 2.2		
Copper	ND	5.0	ug/L	SW846 6010B	10/11/07	J8KRD1C4
		Dilution Factor: 1		Analysis Time..: 22:05	Analyst ID.....: 001644	
		Instrument ID..: I5		MDL.....: 4.5		

(Continued on next page)

Environmental Quality Mgt., Inc.

Client Sample ID: FWGLL12mw-182C-0531-GF

TOTAL Metals

Lot-Sample #...: A7J100103-031 Matrix.....: WG

PARAMETER	RESULT	REPORTING LIMIT	UNITS	METHOD	PREPARATION-ANALYSIS DATE	WORK ORDER #
Iron	1100	20.0	ug/L	SW846 6020	10/11-10/18/07	J8KRD1A4
		Dilution Factor: 1		Analysis Time..: 12:38	Analyst ID.....: 002260	
		Instrument ID..: I7		MDL.....: 15.0		
Mercury	ND	0.20	ug/L	SW846 7470A	10/11-10/15/07	J8KRD1CP
		Dilution Factor: 1		Analysis Time..: 13:08	Analyst ID.....: 001086	
		Instrument ID..: H4		MDL.....: 0.090		
Potassium	3230 J	1000	ug/L	SW846 6010B	10/11/07	J8KRD1DH
		Dilution Factor: 1		Analysis Time..: 22:05	Analyst ID.....: 001644	
		Instrument ID..: I5		MDL.....: 72.0		
Magnesium	65300 J	1000	ug/L	SW846 6010B	10/11/07	J8KRD1C7
		Dilution Factor: 1		Analysis Time..: 22:05	Analyst ID.....: 001644	
		Instrument ID..: I5		MDL.....: 34.0		
Manganese	56.1 J	10.0	ug/L	SW846 6010B	10/11/07	J8KRD1DA
		Dilution Factor: 1		Analysis Time..: 22:05	Analyst ID.....: 001644	
		Instrument ID..: I5		MDL.....: 0.41		
Sodium	25500	1000	ug/L	SW846 6010B	10/11/07	J8KRD1AA
		Dilution Factor: 1		Analysis Time..: 22:05	Analyst ID.....: 001644	
		Instrument ID..: I5		MDL.....: 590		
Nickel	ND	10.0	ug/L	SW846 6010B	10/11/07	J8KRD1DE
		Dilution Factor: 1		Analysis Time..: 22:05	Analyst ID.....: 001644	
		Instrument ID..: I5		MDL.....: 3.2		
Lead	ND	3.0	ug/L	SW846 6010B	10/11/07	J8KRD1CH
		Dilution Factor: 1		Analysis Time..: 22:05	Analyst ID.....: 001644	
		Instrument ID..: I5		MDL.....: 1.9		
Antimony	ND	2.0	ug/L	SW846 6020	10/11-10/18/07	J8KRD1AT
		Dilution Factor: 1		Analysis Time..: 12:38	Analyst ID.....: 002260	
		Instrument ID..: I7		MDL.....: 0.13		
Selenium	ND	5.0	ug/L	SW846 6010B	10/11/07	J8KRD1CL
		Dilution Factor: 1		Analysis Time..: 22:05	Analyst ID.....: 001644	
		Instrument ID..: I5		MDL.....: 4.1		

(Continued on next page)

Environmental Quality Mgt., Inc.

Client Sample ID: FWGLL12mw-182C-0531-GF

TOTAL Metals

Lot-Sample #...: A7J100103-031 Matrix.....: WG

PARAMETER	RESULT	REPORTING LIMIT	UNITS	METHOD	PREPARATION-ANALYSIS DATE	WORK ORDER #
Thallium	ND	1.0	ug/L	SW846 6020	10/11-10/18/07	J8KRD1A7
		Dilution Factor: 1		Analysis Time..: 12:38	Analyst ID.....: 002260	
		Instrument ID..: I7		MDL.....: 0.14		
Vanadium	ND	10.0	ug/L	SW846 6010B	10/11/07	J8KRD1AE
		Dilution Factor: 1		Analysis Time..: 22:05	Analyst ID.....: 001644	
		Instrument ID..: I5		MDL.....: 0.64		
Zinc	**3.1 B,J**	**10.0**	**ug/L**	**SW846 6020**	**10/11-10/18/07**	**J8KRD1CA**
		Dilution Factor: 1		Analysis Time..: 12:38	Analyst ID.....: 002260	
		Instrument ID..: I7		MDL.....: 2.0		

NOTE(S):

J Method blank contamination: The associated method blank contains the target analyte at a reportable level.

B Estimated result. Result is less than RL.

Environmental Quality Mgt., Inc.

Client Sample ID: FWGLL12mw-153C-0530-GW

TOTAL Metals

Lot-Sample #...: A7J100103-033 Matrix.....: WG
Date Sampled...: 10/09/07 15:45 Date Received..: 10/10/07

PARAMETER	RESULT	REPORTING LIMIT	UNITS	METHOD	PREPARATION-ANALYSIS DATE	WORK ORDER #
Prep Batch #...: 7284018						
Silver	ND	5.0	ug/L	SW846 6010B	10/11/07	J8KRG1A3
		Dilution Factor: 1		Analysis Time..: 22:42	Analyst ID.....: 001644	
		Instrument ID..: I5		MDL.....: 2.2		
Aluminum	ND	50.0	ug/L	SW846 6020	10/11-10/18/07	J8KRG1AF
		Dilution Factor: 1		Analysis Time..: 12:55	Analyst ID.....: 002260	
		Instrument ID..: I7		MDL.....: 9.3		
Arsenic	**24.6**	**5.0**	**ug/L**	***SW846 6010B***	**10/11/07**	**J8KRG1AN**
		Dilution Factor: 1		Analysis Time..: 22:42	Analyst ID.....: 001644	
		Instrument ID..: I5		MDL.....: 3.2		
Barium	**79.4 J**	**10.0**	**ug/L**	**SW846 6010B**	**10/11/07**	**J8KRG1AT**
		Dilution Factor: 1		Analysis Time..: 22:42	Analyst ID.....: 001644	
		Instrument ID..: I5		MDL.....: 0.67		
Beryllium	ND	1.0	ug/L	SW846 6020	10/11-10/18/07	J8KRG1AH
		Dilution Factor: 1		Analysis Time..: 12:55	Analyst ID.....: 002260	
		Instrument ID..: I7		MDL.....: 0.20		
Calcium	**147000 J**	**1000**	**ug/L**	***SW846 6010B***	**10/11/07**	**J8KRG1AU**
		Dilution Factor: 1		Analysis Time..: 22:42	Analyst ID.....: 001644	
		Instrument ID..: I5		MDL.....: 130		
Cadmium	ND	0.50	ug/L	SW846 6020	10/11-10/18/07	J8KRG1AJ
		Dilution Factor: 1		Analysis Time..: 12:55	Analyst ID.....: 002260	
		Instrument ID..: I7		MDL.....: 0.092		
Cobalt	ND	5.0	ug/L	SW846 6010B	10/11/07	J8KRG1AV
		Dilution Factor: 1		Analysis Time..: 22:42	Analyst ID.....: 001644	
		Instrument ID..: I5		MDL.....: 1.7		
Chromium	ND	5.0	ug/L	SW846 6010B	10/11/07	J8KRG1AD
		Dilution Factor: 1		Analysis Time..: 22:42	Analyst ID.....: 001644	
		Instrument ID..: I5		MDL.....: 2.2		
Copper	ND	5.0	ug/L	SW846 6010B	10/11/07	J8KRG1AW
		Dilution Factor: 1		Analysis Time..: 22:42	Analyst ID.....: 001644	
		Instrument ID..: I5		MDL.....: 4.5		

(Continued on next page)

Environmental Quality Mgt., Inc.

Client Sample ID: FWGLL12mw-153C-0530-GW

TOTAL Metals

Lot-Sample #...: A7J100103-033 Matrix.....: WG

PARAMETER	RESULT	REPORTING LIMIT	UNITS	METHOD	PREPARATION-ANALYSIS DATE	WORK ORDER #
Iron	4180	20.0	ug/L	SW846 6020	10/11-10/18/07	J8KRG1AK
		Dilution Factor: 1		Analysis Time..: 12:55	Analyst ID.....: 002260	
		Instrument ID..: I7		MDL.....: 15.0		
Mercury	ND	0.20	ug/L	SW846 7470A	10/11-10/15/07	J8KRG1AR
		Dilution Factor: 1		Analysis Time..: 13:14	Analyst ID.....: 001086	
		Instrument ID..: H4		MDL.....: 0.090		
Potassium	2150 J	1000	ug/L	SW846 6010B	10/11/07	J8KRG1A2
		Dilution Factor: 1		Analysis Time..: 22:42	Analyst ID.....: 001644	
		Instrument ID..: I5		MDL.....: 72.0		
Magnesium	80500 J	1000	ug/L	SW846 6010B	10/11/07	J8KRG1AX
		Dilution Factor: 1		Analysis Time..: 22:42	Analyst ID.....: 001644	
		Instrument ID..: I5		MDL.....: 34.0		
Manganese	206 J	10.0	ug/L	SW846 6010B	10/11/07	J8KRG1A0
		Dilution Factor: 1		Analysis Time..: 22:42	Analyst ID.....: 001644	
		Instrument ID..: I5		MDL.....: 0.41		
Sodium	26900	1000	ug/L	SW846 6010B	10/11/07	J8KRG1AA
		Dilution Factor: 1		Analysis Time..: 22:42	Analyst ID.....: 001644	
		Instrument ID..: I5		MDL.....: 590		
Nickel	ND	10.0	ug/L	SW846 6010B	10/11/07	J8KRG1A1
		Dilution Factor: 1		Analysis Time..: 22:42	Analyst ID.....: 001644	
		Instrument ID..: I5		MDL.....: 3.2		
Lead	ND	3.0	ug/L	SW846 6010B	10/11/07	J8KRG1AP
		Dilution Factor: 1		Analysis Time..: 22:42	Analyst ID.....: 001644	
		Instrument ID..: I5		MDL.....: 1.9		
Antimony	0.22 B	2.0	ug/L	SW846 6020	10/11-10/18/07	J8KRG1AG
		Dilution Factor: 1		Analysis Time..: 12:55	Analyst ID.....: 002260	
		Instrument ID..: I7		MDL.....: 0.13		
Selenium	ND	5.0	ug/L	SW846 6010B	10/11/07	J8KRG1AQ
		Dilution Factor: 1		Analysis Time..: 22:42	Analyst ID.....: 001644	
		Instrument ID..: I5		MDL.....: 4.1		

(Continued on next page)

Environmental Quality Mgt., Inc.

Client Sample ID: FWGLL12mw-153C-0530-GW

TOTAL Metals

Lot-Sample #...: A7J100103-033 Matrix.....: WG

PARAMETER	RESULT	REPORTING LIMIT	UNITS	METHOD	PREPARATION-ANALYSIS DATE	WORK ORDER #
Thallium	ND	1.0	ug/L	SW846 6020	10/11-10/18/07	J8KRG1AL
		Dilution Factor: 1		Analysis Time..: 12:55	Analyst ID.....: 002260	
		Instrument ID..: I7		MDL.....: 0.14		
Vanadium	ND	10.0	ug/L	SW846 6010B	10/11/07	J8KRG1AC
		Dilution Factor: 1		Analysis Time..: 22:42	Analyst ID.....: 001644	
		Instrument ID..: I5		MDL.....: 0.64		
Zinc	6.2 B,J	10.0	ug/L	SW846 6020	10/11-10/18/07	J8KRG1AM
		Dilution Factor: 1		Analysis Time..: 12:55	Analyst ID.....: 002260	
		Instrument ID..: I7		MDL.....: 2.0		

NOTE(S):

J Method blank contamination. The associated method blank contains the target analyte at a reportable level.

B Estimated result. Result is less than RL.

: Instrument Upload Run Log - Page 1 :
: Started Fri Oct 12 07:56:12 2007 by WILLIAML :
: Data File: UPL$CAN_DATA_ROOT:<TJA>I51011A.ARC;1 :

#	WorkOrder	Dilution	Date	Time	Batch	Lot	Instrument	
1	STD1	1	11-OCT-2007	07:57:00			I5	
2	CAL1	1	11-OCT-2007	08:03:00			I5	
3	CAL2	1	11-OCT-2007	08:08:00			I5	
4	CAL3	1	11-OCT-2007	08:14:00			I5	
5	SCAL	1	11-OCT-2007	08:20:00			I5	
6	CAL	1	11-OCT-2007	08:24:00			I5	
7	ICV	1	11-OCT-2007	08:31:00			I5	
8	ICB	1	11-OCT-2007	08:40:00			I5	
9	CRI	MRL	11-OCT-2007	08:45:00			I5	
10	ICSA	1	11-OCT-2007	08:52:00			I5	
11	AL	1	11-OCT-2007	09:02:00			I5	
12	FE	1	11-OCT-2007	09:07:00			I5	
13	Z	1	11-OCT-2007	09:12:00			I5	
14	ICSA	1	11-OCT-2007	10:00:00			I5	
15	ICSAB	1	11-OCT-2007	10:05:00			I5	
16	CCV	1	11-OCT-2007	10:14:00			I5	
17	CCB	1	11-OCT-2007	10:22:00			I5	
18	J8FG1B	1	11-OCT-2007	10:38:00			I5	
19	J8AG4B	1	11-OCT-2007	10:44:00	7278028	A7J050000	I5	
20	J8AG4C	1	11-OCT-2007	10:49:00	7278028	A7J050000	I5	
21	J748R	1	11-OCT-2007	10:56:00	7278028	A7J030104	I5	
22	J748RL	1	11-OCT-2007	11:01:00			I5	
23	J748RX	1	11-OCT-2007	11:06:00	7278028	A7J030104	I5	
24	J748RS	1	11-OCT-2007	11:11:00	7278028	A7J030104	I5	- Sb PDS run @ 13:14
25	J748X	1	11-OCT-2007	11:17:00	7278028	A7J030104	I5	
26	J7481	1	11-OCT-2007	11:22:00	7278028	A7J030104	I5	
27	J7483	1	11-OCT-2007	11:27:00	7278028	A7J030104	I5	
28	CCV	1	11-OCT-2007	11:36:00			I5	
29	CCB	1	11-OCT-2007	11:44:00			I5	
30	J7484	1	11-OCT-2007	11:49:00	7278028	A7J030104	I5	
31	J7488	1	11-OCT-2007	11:54:00	7278028	A7J030104	I5	
32	J749C	1	11-OCT-2007	11:59:00	7278028	A7J030104	I5	
33	J749D	1	11-OCT-2007	12:04:00	7278028	A7J030104	I5	
34	J749E	1	11-OCT-2007	12:09:00	7278028	A7J030104	I5	
35	J777D	1	11-OCT-2007	12:14:00	7278028	A7J040113	I5	
36	J777DL	1	11-OCT-2007	12:19:00			I5	
37	J777DX	1	11-OCT-2007	12:24:00	7278028	A7J040113	I5	
38	J777DS	1	11-OCT-2007	12:29:00	7278028	A7J040113	I5	
39	J777P	1	11-OCT-2007	12:36:00	7278028	A7J040113	I5	
40	CCV	1	11-OCT-2007	12:50:00			I5	
41	CCB	1	11-OCT-2007	12:58:00			I5	
42	J778P	1	11-OCT-2007	13:05:00	7278028	A7J040113	I5	
43	J7782	1	11-OCT-2007	13:10:00	7278028	A7J040113	I5	
44	J748RA	1	11-OCT-2007	13:14:00	7278028	A7J030104	I5	- Sb PDS @ 200ppb

---------- (continued) ----------

#	WorkOrder	Dilution	Date	Time	Batch	Lot	Instrument
45	J748X	5	11-OCT-2007	13:20:00	7278028	A7J030104	I5
46	J7488	5	11-OCT-2007	13:25:00	7278028	A7J030104	I5
47	J749C	5	11-OCT-2007	13:30:00	7278028	A7J030104	I5
48	Z	1	11-OCT-2007	13:39:00			I5
49	CCV	1	11-OCT-2007	13:48:00			I5
50	CCB	1	11-OCT-2007	13:56:00			I5
51	J8KMTB	1	11-OCT-2007	14:37:00	7283049	A7J100000	I5
52	J8KMTC	1	11-OCT-2007	14:42:00	7283049	A7J100000	I5
53	J7914	1	11-OCT-2007	14:49:00	7283049	A7J040354	I5
54	J7914L	1	11-OCT-2007	14:54:00			I5
55	J7914X	1	11-OCT-2007	14:59:00	7283049	A7J040354	I5
56	J7914S	1	11-OCT-2007	15:04:00	7283049	A7J040354	I5
57	J792M	1	11-OCT-2007	15:10:00	7283049	A7J040354	I5
58	J792N	1	11-OCT-2007	15:15:00	7283049	A7J040354	I5
59	J792R	1	11-OCT-2007	15:20:00	7283049	A7J040354	I5
60	J792W	1	11-OCT-2007	15:25:00	7283049	A7J040354	I5
61	CCV	1	11-OCT-2007	15:33:00			I5
62	CCB	1	11-OCT-2007	15:41:00			I5
63	J7920	1	11-OCT-2007	15:45:00	7283049	A7J040354	I5
64	J7923	1	11-OCT-2007	15:50:00	7283049	A7J040354	I5
65	J7927	1	11-OCT-2007	15:55:00	7283049	A7J040354	I5
66	J8AT0	1	11-OCT-2007	16:00:00	7283049	A7J050117	I5
67	J8AT0L	1	11-OCT-2007	16:08:00			I5
68	J8AT0X	1	11-OCT-2007	16:13:00	7283049	A7J050117	I5
69	J8AT0S	1	11-OCT-2007	16:17:00	7283049	A7J050117	I5
70	J8AT5	1	11-OCT-2007	16:24:00	7283049	A7J050117	I5
71	J8AT9	1	11-OCT-2007	16:29:00	7283049	A7J050117	I5
72	J8AVC	1	11-OCT-2007	16:34:00	7283049	A7J050117	I5
73	CCV	1	11-OCT-2007	16:42:00			I5
74	CCB	1	11-OCT-2007	16:50:00			I5
75	J8FKF	1	11-OCT-2007	16:54:00	7283049	A7J080104	I5
76	J8FKFL	1	11-OCT-2007	16:59:00			I5
77	J8FKFX	1	11-OCT-2007	17:04:00	7283049	A7J080104	I5
78	J8FKFS	1	11-OCT-2007	17:09:00	7283049	A7J080104	I5
79	J8FKG	1	11-OCT-2007	17:16:00	7283049	A7J080104	I5
80	J8FKH	1	11-OCT-2007	17:21:00	7283049	A7J080104	I5
81	J8FLN	1	11-OCT-2007	17:26:00	7283049	A7J080109	I5
82	J8FLNL	1	11-OCT-2007	17:31:00			I5
83	J8FLNX	1	11-OCT-2007	17:36:00	7283049	A7J080109	I5
84	J8FLNS	1	11-OCT-2007	17:41:00	7283049	A7J080109	I5
85	CCV	1	11-OCT-2007	17:49:00			I5
86	CCB	1	11-OCT-2007	17:56:00			I5
87	J8FRK	1	11-OCT-2007	18:01:00	7283049	A7J080109	I5
88	J8FR7	1	11-OCT-2007	18:06:00	7283049	A7J080109	I5

Sb PDS ran @ 22:47

Sb PDS ran @ ~~23:07~~ 14:47 ICV 101207

(continued)

#	WorkOrder	Dilution	Date	Time	Batch	Lot	Instrument
89	J8FR7L	1	11-OCT-2007	18:11:00			I5
90	J8FR7X	1	11-OCT-2007	18:16:00	7283049	A7J080109	I5
91	J8FR7S	1	11-OCT-2007	18:21:00	7283049	A7J080109	I5
92	J8FTD	1	11-OCT-2007	18:26:00	7283049	A7J080109	I5
93	J8KMMB	1	11-OCT-2007	18:33:00	7283043	A7J100000	I5
94	J8KMMC	1	11-OCT-2007	18:37:00	7283043	A7J100000	I5
95	J8G44	1	11-OCT-2007	18:44:00	7283043	A7J090101	I5
96	J8G44L	1	11-OCT-2007	18:49:00			I5
97	CCV	1	11-OCT-2007	18:57:00			I5
98	CCB	1	11-OCT-2007	19:05:00			I5
99	J8G44X	1	11-OCT-2007	19:10:00	7283043	A7J090101	I5
100	J8G44S	1	11-OCT-2007	19:15:00	7283043	A7J090101	I5
101	J8G46	1	11-OCT-2007	19:21:00	7283043	A7J090101	I5
102	J8G5M	1	11-OCT-2007	19:26:00	7283043	A7J090101	I5
103	J8G5R	1	11-OCT-2007	19:31:00	7283043	A7J090101	I5
104	J8G5W	1	11-OCT-2007	19:36:00	7283043	A7J090101	I5
105	J8G51	1	11-OCT-2007	19:41:00	7283043	A7J090101	I5
106	J8G52	1	11-OCT-2007	19:46:00	7283043	A7J090101	I5
107	J8G55	1	11-OCT-2007	19:51:00	7283043	A7J090101	I5
108	J8G57	1	11-OCT-2007	19:56:00	7283043	A7J090101	I5
109	CCV	1	11-OCT-2007	20:04:00			I5
110	CCB	1	11-OCT-2007	20:11:00			I5
111	J8NFGB	1	11-OCT-2007	20:16:00	7284018	A7J110000	I5
112	J8NFGC	1	11-OCT-2007	20:21:00	7284018	A7J110000	I5
113	J8KP1	1	11-OCT-2007	20:28:00	7284018	A7J100103	I5
114	J8KP3	1	11-OCT-2007	20:33:00	7284018	A7J100103	I5
115	J8KP6	1	11-OCT-2007	20:38:00	7284018	A7J100103	I5
116	J8KP6L	1	11-OCT-2007	20:43:00			I5
117	J8KP6X	1	11-OCT-2007	20:48:00	7284018	A7J100103	I5
118	J8KP6S	1	11-OCT-2007	20:53:00	7284018	A7J100103	I5
119	J8KQA	1	11-OCT-2007	20:59:00	7284018	A7J100103	I5
120	J8KQG	1	11-OCT-2007	21:04:00	7284018	A7J100103	I5
121	CCV	1	11-OCT-2007	21:12:00			I5
122	CCB	1	11-OCT-2007	21:20:00			I5
123	J8KQH	1	11-OCT-2007	21:25:00	7284018	A7J100103	I5
124	J8KQK	1	11-OCT-2007	21:30:00	7284018	A7J100103	I5
125	J8KQN	1	11-OCT-2007	21:35:00	7284018	A7J100103	I5
126	J8KQQ	1	11-OCT-2007	21:40:00	7284018	A7J100103	I5
127	J8KQV	1	11-OCT-2007	21:45:00	7284018	A7J100103	I5
128	J8KQ0	1	11-OCT-2007	21:50:00	7284018	A7J100103	I5
129	J8KQ2	1	11-OCT-2007	21:55:00	7284018	A7J100103	I5
130	J8KQ5	1	11-OCT-2007	22:00:00	7284018	A7J100103	I5
131	J8KRD	1	11-OCT-2007	22:05:00	7284018	A7J100103	I5
132	J8KRDL	1	11-OCT-2007	22:09:00			I5

-5b PDS run @ 23:12

---------- (continued) ----------

#	WorkOrder	Dilution	Date	Time	Batch	Lot	Instrument	
133	CCV	1	11-OCT-2007	22:18:00			I5	
134	CCB	1	11-OCT-2007	22:25:00			I5	
135	J8KRDX	1	11-OCT-2007	22:30:00	7284018	A7J100103	I5	
136	J8KRDS	1	11-OCT-2007	22:35:00	7284018	A7J100103	I5	
137	J8KRG	1	11-OCT-2007	22:42:00	7284018	A7J100103	I5	-
138	J7914A	1	11-OCT-2007	22:47:00	7283049	A7J040354	I5	Sb 200ppb
139	J8FKFA	1	11-OCT-2007	23:07:00	7283049	A7J080104	I5	Rerun
140	J8FR7A	1	11-OCT-2007	23:12:00			I5	Sb200ppb
141	CRI	MRL	11-OCT-2007	23:20:00			I5	
142	CCV	1	11-OCT-2007	23:28:00			I5	
143	CCB	1	11-OCT-2007	23:35:00			I5	
144	CCV	1	12-OCT-2007	00:09:00			I5	
145	CCB	1	12-OCT-2007	00:18:00			I5	
146	J8NFEB	1	12-OCT-2007	00:23:00			I5	
147	J8NFEC	1	12-OCT-2007	00:28:00			I5	
148	J8LFT	1	12-OCT-2007	00:35:00			I5	
149	J8LF5	1	12-OCT-2007	00:40:00			I5	
150	J8K71	1	12-OCT-2007	00:44:00			I5	
151	J8LPT	1	12-OCT-2007	00:49:00			I5	
152	J8LPTL	1	12-OCT-2007	00:54:00			I5	
153	J8LFC	1	12-OCT-2007	00:59:00	7284017	A7J100170	I5	
154	J8LLA	1	12-OCT-2007	01:04:00			I5	
155	J8LN1	1	12-OCT-2007	01:09:00			I5	
156	CCV	1	12-OCT-2007	01:18:00			I5	
157	CCB	1	12-OCT-2007	01:27:00			I5	
158	J8LP0	1	12-OCT-2007	01:32:00			I5	
159	J8LQG	1	12-OCT-2007	01:37:00			I5	
160	J8LR0	1	12-OCT-2007	01:42:00	7284017	A7J100211	I5	
161	J8KW0	1	12-OCT-2007	01:47:00	7284017	7J10109	I5	
162	J8KW0S	1	12-OCT-2007	01:52:00	7284017	7J10109	I5	
163	J8KW0D	1	12-OCT-2007	01:57:00	7284017	7J10109	I5	
164	CRI	MRL	12-OCT-2007	02:06:00			I5	
165	CCV	1	12-OCT-2007	02:14:00			I5	
166	CCB	1	12-OCT-2007	02:24:00			I5	
167	CCV	1	12-OCT-2007	07:41:00			I5	
168	CCB	1	12-OCT-2007	07:49:00			I5	
169	J8NFEC	1	12-OCT-2007	07:54:00			I5	
170	ZZZZZ	1	12-OCT-2007	07:59:00			I5	
171	CCV	1	12-OCT-2007	08:07:00			I5	
172	CCB	1	12-OCT-2007	08:15:00			I5	
173	CCV	1	12-OCT-2007	14:28:00			I5	
174	CCB	1	12-OCT-2007	14:36:00			I5	
175	J8FKFA	1	12-OCT-2007	14:41:00	7283049	A7J080104	I5	Sb 200ppb
176	J8RMGB	1	12-OCT-2007	14:48:00	7285020	A7J120000	I5	

(continued)

#	WorkOrder	Dilution	Date	Time	Batch	Lot	Instrument
177	J8RMGC	1	12-OCT-2007	14:52:00	7285020	A7J120000	I5
178	J8H37	1	12-OCT-2007	14:59:00	7285020	A7J090219	I5
179	J8H4K	1	12-OCT-2007	15:04:00	7285020	A7J090219	I5
180	J8H4KL	1	12-OCT-2007	15:09:00			I5
181	J8H4KX	1	12-OCT-2007	15:14:00	7285020	A7J090219	I5
182	J8H4KS	1	12-OCT-2007	15:19:00	7285020	A7J090219	I5
183	J8H4W	1	12-OCT-2007	15:25:00	7285020	A7J090219	I5
184	J8H41	1	12-OCT-2007	15:30:00	7285020	A7J090219	I5
185	CCV	1	12-OCT-2007	15:38:00			I5
186	CCB	1	12-OCT-2007	15:46:00			I5
187	J8LAJ	1	12-OCT-2007	15:51:00	7285020	A7J100154	I5
188	J8LAJL	1	12-OCT-2007	15:56:00			I5
189	J8LAJX	1	12-OCT-2007	16:01:00	7285020	A7J100154	I5
190	J8LAJS	1	12-OCT-2007	16:06:00	7285020	A7J100154	I5
191	J8LCG	1	12-OCT-2007	16:12:00	7285020	A7J100154	I5
192	J8LCK	1	12-OCT-2007	16:17:00	7285020	A7J100154	I5
193	J8RL9B	1	12-OCT-2007	16:24:00	7285017	A7J120000	I5
194	J8RL9C	1	12-OCT-2007	16:29:00	7285017	A7J120000	I5
195	J8KP8	1	12-OCT-2007	16:35:00	7285017	A7J100103	I5
196	J8KP8L	1	12-OCT-2007	16:40:00			I5
197	CCV	1	12-OCT-2007	16:48:00			I5
198	CCB	1	12-OCT-2007	16:56:00			I5
199	J8KP8X	1	12-OCT-2007	17:01:00	7285017	A7J100103	I5
200	J8KP8S	1	12-OCT-2007	17:06:00	7285017	A7J100103	I5
201	J8NPW	1	12-OCT-2007	17:12:00	7285017	A7J110121	I5
202	J8NP0	1	12-OCT-2007	17:17:00	7285017	A7J110121	I5
203	J8NP4	1	12-OCT-2007	17:22:00	7285017	A7J110121	I5
204	J8NP4L	1	12-OCT-2007	17:27:00			I5
205	J8NP4X	1	12-OCT-2007	17:32:00	7285017	A7J110121	I5
206	J8NP4S	1	12-OCT-2007	17:37:00	7285017	A7J110121	I5
207	J8NP6	1	12-OCT-2007	17:44:00	7285017	A7J110121	I5
208	J8NQH	1	12-OCT-2007	17:48:00	7285017	A7J110121	I5
209	CCV	1	12-OCT-2007	17:57:00			I5
210	CCB	1	12-OCT-2007	18:05:00			I5
211	J8NQP	1	12-OCT-2007	18:10:00	7285017	A7J110121	I5
212	J8NQW	1	12-OCT-2007	18:14:00	7285017	A7J110121	I5
213	J8NRN	1	12-OCT-2007	18:19:00	7285017	A7J110121	I5
214	J8NRV	1	12-OCT-2007	18:24:00	7285017	A7J110121	I5
215	J8NR1	1	12-OCT-2007	18:29:00	7285017	A7J110121	I5
216	J8NTF	1	12-OCT-2007	18:34:00	7285017	A7J110121	I5
217	J8NTL	1	12-OCT-2007	18:39:00	7285017	A7J110121	I5
218	J8RL7B	1	12-OCT-2007	18:46:00	7285016	A7J120000	I5
219	J8RL7C	1	12-OCT-2007	18:51:00	7285016	A7J120000	I5
220	J8RHP	1	12-OCT-2007	18:57:00	7285016	A7J110400	I5

(continued)

#	WorkOrder	Dilution	Date	Time	Batch	Lot	Instrument
221	CCV	1	12-OCT-2007	19:05:00			I5
222	CCB	1	12-OCT-2007	19:13:00			I5
223	J8RHPL	1	12-OCT-2007	19:18:00			I5
224	J8RHPX	1	12-OCT-2007	19:23:00	7285016	A7J110400	I5
225	J8RHPS	1	12-OCT-2007	19:28:00	7285016	A7J110400	I5
226	J8RHT	1	12-OCT-2007	19:34:00	7285016	A7J110400	I5
227	J8RHW	1	12-OCT-2007	19:39:00	7285016	A7J110400	I5
228	J8RH1	1	12-OCT-2007	19:44:00	7285016	A7J110400	I5
229	J8RH3	1	12-OCT-2007	19:49:00	7285016	A7J110400	I5
230	J8RH5	1	12-OCT-2007	19:54:00	7285016	A7J110400	I5
231	J8RH7	1	12-OCT-2007	19:59:00	7285016	A7J110400	I5
232	J8RH9	1	12-OCT-2007	20:04:00	7285016	A7J110400	I5
233	CCV	1	12-OCT-2007	20:12:00			I5
234	CCB	1	12-OCT-2007	20:20:00			I5
235	J8RJC	1	12-OCT-2007	20:25:00	7285016	A7J110400	I5
236	J8RJE	1	12-OCT-2007	20:30:00	7285016	A7J110400	I5
237	J8RJG	1	12-OCT-2007	20:35:00	7285016	A7J110400	I5
238	J8RJJ	1	12-OCT-2007	20:40:00	7285016	A7J110400	I5
239	CRI	MRL	12-OCT-2007	20:48:00			I5
240	CCV	1	12-OCT-2007	20:55:00			I5
241	CCB	1	12-OCT-2007	21:03:00			I5
242	CCV	1	13-OCT-2007	15:27:00			I5
243	CCB	1	13-OCT-2007	15:36:00			I5
244	J8X0WB	1	13-OCT-2007	15:49:00	7286138	A7J130000	I5
245	J8X0WC	1	13-OCT-2007	15:54:00	7286138	A7J130000	I5
246	J8XQA	1	13-OCT-2007	16:00:00	7286138	A7J130163	I5
247	J8XQAS	1	13-OCT-2007	16:05:00	7286138	A7J130163	I5
248	J8XQAD	1	13-OCT-2007	16:10:00	7286138	A7J130163	I5
249	J8XQ1	1	13-OCT-2007	16:19:00	7286138	A7J130163	I5
250	J8XQM	1	13-OCT-2007	16:24:00	7286138	A7J130163	I5
251	J8XQN	1	13-OCT-2007	16:29:00	7286138	A7J130163	I5
252	J8XQP	1	13-OCT-2007	16:34:00	7286138	A7J130163	I5
253	J8XQQ	1	13-OCT-2007	16:39:00	7286138	A7J130163	I5
254	CCV	1	13-OCT-2007	16:47:00			I5
255	CCB	1	13-OCT-2007	16:55:00			I5
256	J8XQR	1	13-OCT-2007	17:00:00	7286138	A7J130163	I5
257	J8XQW	1	13-OCT-2007	17:05:00	7286138	A7J130163	I5
258	J8XQX	1	13-OCT-2007	17:09:00	7286138	A7J130163	I5
259	J8XQXL	1	13-OCT-2007	17:14:00			I5
260	CRI	MRL	13-OCT-2007	17:22:00			I5
261	CCV	1	13-OCT-2007	17:31:00			I5
262	CCB	1	13-OCT-2007	17:39:00			I5
263	J8PMK	5	13-OCT-2007	17:48:00	7285024	A7J110194	I5
264	J8PM6	5	13-OCT-2007	17:53:00	7285024	A7J110194	I5

(continued)

Test America North Canton

Metals Data Reporting Form

Contract Required Detection Limit Standard

Instrument: ICPST **Units:** ug/L

Chart Number: I51011A.ARC **Acceptable Range:** 70% - 130%

Standard Source: Ultra **Standard ID:**

Element	WL/ Mass	True Conc	CRI/MRL 10/11/07 8:45 AM Found	% Rec	CRI/MRL 10/12/07 8:48 PM Found	% Rec	Found	% Rec	Found	% Rec	Found	% Rec
Arsenic	189.042	15.0	13.36	**89.1**	11.82	**78.8**						
Barium	493.409	10.0	10.36	**103.6**	10.29	**102.9**						
Calcium	317.933	5000.0	5167.87	**103.4**	5063.04	**101.3**						
Chromium	267.716	5.0	4.99	**99.8**	4.82	**96.3**						
Cobalt	228.616	5.0	5.18	**103.5**	3.50	**70.0**						
Copper	324.753	15.0	15.22	**101.5**	14.76	**98.4**						
Lead	220.353	10.0	10.46	**104.6**	10.47	**104.7**						
Magnesium	279.078	5000.0	5085.07	**101.7**	5033.20	**100.7**						
Manganese	257.61	15.0	15.96	**106.4**	15.99	**106.6**						
Nickel	231.604	25.0	27.62	**110.5**	24.97	**99.9**						
Potassium	766.491	5000.0	4474.39	**89.5**	4432.65	**88.7**						
Selenium	196.026	20.0	22.73	**113.6**	20.28	**101.4**						
Silver	328.068	5.0	4.85	**97.0**	3.03	**60.5**						
Sodium	330.232	5000.0	5376.67	**107.5**	5221.82	**104.4**						
Vanadium	292.402	7.0	6.94	**99.1**	7.66	**109.5**						

Test America North Canton

Metals Data Reporting Form

Initial Calibration Blank Results

Instrument: ICPST **Units:** ug/L

Chart Number: I51011A.ARC

Standard Source: _____ **Standard ID:** _____

Element	WL/ Mass	Report Limit	ICB 10/11/07 8:40 AM Found	Q	Found	Q	Found	Q	Found	Q	Found	Q
Arsenic	189.042	5	1.9	U								
Barium	493.409	10	0.2	U								
Calcium	317.933	1000	-3.8	B								
Chromium	267.716	5	-0.7	B								
Cobalt	228.616	5	0.6	U								
Copper	324.753	5	-1.2	B								
Lead	220.353	3	1.1	U								
Magnesium	279.078	1000	3.2	U								
Manganese	257.61	10	0.1	U								
Nickel	231.604	10	1.7	U								
Potassium	766.491	1000	136.0	B								
Selenium	196.026	5	2.5	U								
Silver	328.068	5	1.2	U								
Sodium	330.232	1000	-890.0	B								
Vanadium	292.402	10	0.4	U								

U Result is less than the IDL

B Result is between IDL and RL

Test America North Canton

Metals Data Reporting Form

Continuing Calibration Blank Results

Instrument: ICPST **Units:** ug/L

Chart Number: I51011A.ARC

Standard Source: _____ **Standard ID:** _____

Element	WL/ Mass	Report Limit	CCB 1 10/11/07 10:22 AM Found	Q	CCB 2 10/11/07 8:11 PM Found	Q	CCB 3 10/11/07 9:20 PM Found	Q	CCB 4 10/11/07 10:25 PM Found	Q	CCB 5 10/11/07 11:35 PM Found	Q
Arsenic	189.042	5	1.9	U	1.9	U	1.9	U	1.9	U	1.9	U
Barium	493.409	10	0.2	U	0.2	U	0.2	U	0.2	U	0.2	U
Calcium	317.933	1000	**-6.8**	**B**	3.4	U	**7.2**	**B**	**7.9**	**B**	**8.8**	**B**
Chromium	267.716	5	0.6	U	0.6	U	0.6	U	0.6	U	0.6	U
Cobalt	228.616	5	0.6	U	0.6	U	0.6	U	0.6	U	0.6	U
Copper	324.753	5	**-1.3**	**B**	1.1	U	1.1	U	1.1	U	1.1	U
Lead	220.353	3	1.1	U	1.1	U	1.1	U	1.1	U	1.1	U
Magnesium	279.078	1000	3.2	U	3.2	U	3.2	U	3.2	U	3.2	U
Manganese	257.61	10	0.1	U	**0.1**	**B**	0.1	U	0.1	U	0.1	U
Nickel	231.604	10	1.7	U	**1.7**	**B**	1.7	U	1.7	U	1.7	U
Potassium	766.491	1000	**147.0**	**B**	**145.0**	**B**	**144.0**	**B**	**142.0**	**B**	**141.0**	**B**
Selenium	196.026	5	**3.8**	**B**	**2.9**	**B**	2.5	U	2.5	U	2.5	U
Silver	328.068	5	1.2	U	1.2	U	1.2	U	1.2	U	1.2	U
Sodium	330.232	1000	**-420.0**	**B**	**-580.0**	**B**	**-420.0**	**B**	**-640.0**	**B**	**-430.0**	**B**
Vanadium	292.402	10	0.4	U	0.4	U	0.4	U	0.4	U	0.4	U

U Result is less than the IDL

B Result is between IDL and RL

Form 3 Equivalent

Test America North Canton

Metals Data Reporting Form

Continuing Calibration Blank Results

Instrument: ICPST **Units:** ug/L

Chart Number: I51011A.ARC

Standard Source: _____ **Standard ID:** _____

Element	WL/ Mass	Report Limit	CCB 10/12/07 12:18 AM (4) Found	Q	CCB 10/12/07 1:27 AM (7) Found	Q	CCB 10/12/07 2:24 AM (8) Found	Q	CCB 10/12/07 7:49 AM (9) Found	Q	CCB 10/12/07 8:15 AM (6) Found	Q
Arsenic	189.042	5	1.9	U	1.9	U	1.9	U	1.9	U	1.9	U
Barium	493.409	10	0.2	U	0.2	U	0.2	U	0.2	U	0.2	U
Calcium	317.933	1000	**4.9**	**B**	**5.1**	**B**	**5.8**	**B**	3.4	U	3.4	U
Chromium	267.716	5	0.6	U	0.6	U	0.6	U	0.6	U	0.6	U
Cobalt	228.616	5	0.6	U	0.6	U	0.6	U	0.6	U	0.6	U
Copper	324.753	5	1.1	U	1.1	U	1.1	U	1.1	U	**-1.6**	**B**
Lead	220.353	3	1.1	U	1.1	U	1.1	U	1.1	U	1.1	U
Magnesium	279.078	1000	**3.4**	**B**	3.2	U	3.2	U	3.2	U	3.2	U
Manganese	257.61	10	**0.1**	**B**	0.1	U	0.1	U	0.1	U	0.1	U
Nickel	231.604	10	1.7	U	1.7	U	1.7	U	1.7	U	1.7	U
Potassium	766.491	1000	**139.0**	**B**	**142.0**	**B**	**141.0**	**B**	**153.0**	**B**	**141.0**	**B**
Selenium	196.026	5	2.5	U	2.5	U	**3.4**	**B**	2.5	U	2.5	U
Silver	328.068	5	1.2	U	1.2	U	1.2	U	1.2	U	1.2	U
Sodium	330.232	1000	**-560.0**	**B**	**-500.0**	**B**	**-450.0**	**B**	320.0	U	**-770.0**	**B**
Vanadium	292.402	10	0.4	U	0.4	U	0.4	U	0.4	U	0.4	U

U Result is less than the IDL

B Result is between IDL and RL

Form 3 Equivalent

Test America North Canton

Metals Data Reporting Form

Continuing Calibration Blank Results

Instrument: ICPST **Units:** ug/L

Chart Number: I51011A.ARC

Standard Source: _____ **Standard ID:** _____

Element	WL/ Mass	Report Limit	CCB 10/12/07 2:36 PM 11 Found	Q	CCB 10/12/07 3:46 PM 12 Found	Q	CCB 10/12/07 4:56 PM 13 Found	Q	CCB 10/12/07 6:05 PM 14 Found	Q	CCB 10/12/07 7:13 PM 15 Found	Q
Arsenic	189.042	5	1.9	U	1.9	U	1.9	U	1.9	U	1.9	U
Barium	493.409	10	0.2	U	0.2	U	0.2	U	0.2	U	0.2	U
Calcium	317.933	1000	-6.7	B	-7.4	B	-6.0	B	-5.7	B	-6.3	B
Chromium	267.716	5	0.6	U	0.6	U	0.6	U	0.6	U	0.6	U
Cobalt	228.616	5	0.6	U	0.6	U	0.6	U	0.6	U	0.6	U
Copper	324.753	5	1.1	U	1.1	U	-1.4	B	-1.1	B	-1.3	B
Lead	220.353	3	1.1	U	1.1	U	1.1	U	1.1	U	1.1	U
Magnesium	279.078	1000	4.8	B	3.2	U	3.2	U	3.2	U	3.2	U
Manganese	257.61	10	0.1	U	0.1	U	0.1	B	0.1	U	0.1	U
Nickel	231.604	10	1.7	U	1.7	U	1.7	U	1.7	U	1.7	U
Potassium	766.491	1000	144.0	B	144.0	B	146.0	B	148.0	B	135.0	B
Selenium	196.026	5	2.5	U	2.5	U	2.5	U	2.9	B	3.0	B
Silver	328.068	5	1.2	U	1.2	U	1.2	U	1.2	U	1.2	U
Sodium	330.232	1000	-700.0	B	-650.0	B	-560.0	B	-560.0	B	-770.0	B
Vanadium	292.402	10	0.4	U	0.4	U	0.4	U	0.4	U	0.4	U

U Result is less than the IDL

B Result is between IDL and RL

Test America North Canton

Metals Data Reporting Form

Continuing Calibration Blank Results

Instrument: ICPST **Units:** ug/L

Chart Number: I51011A.ARC

Standard Source: _____ **Standard ID:** _____

Element	WL/ Mass	Report Limit	CCB 10/12/07 8:20 PM 16 Found	Q	CCB 10/12/07 9:03 PM 17 Found	Q	Found	Q	Found	Q	Found	Q
Arsenic	189.042	5	1.9	U	1.9	U						
Barium	493.409	10	**0.5**	**B**	0.2	U						
Calcium	317.933	1000	**-5.2**	**B**	**-5.9**	**B**						
Chromium	267.716	5	**0.6**	**B**	0.6	U						
Cobalt	228.616	5	**1.3**	**B**	0.6	U						
Copper	324.753	5	1.1	U	**-1.8**	**B**						
Lead	220.353	3	1.1	U	1.1	U						
Magnesium	279.078	1000	**13.3**	**B**	3.2	U						
Manganese	257.61	10	**0.2**	**B**	**-0.1**	**B**						
Nickel	231.604	10	**3.3**	**B**	1.7	U						
Potassium	766.491	1000	**164.0**	**B**	**146.0**	**B**						
Selenium	196.026	5	2.5	U	2.5	U						
Silver	328.068	5	**2.1**	**B**	1.2	U						
Sodium	330.232	1000	320.0	U	**-400.0**	**B**						
Vanadium	292.402	10	**1.3**	**B**	**-0.6**	**B**						

U Result is less than the IDL

B Result is between IDL and RL

Form 3 Equivalent

: Instrument Upload Run Log - Page 1 :
: Started Fri Oct 19 07:11:48 2007 by DAVIESB :
: Data File: UPL$CAN_DATA_ROOT:<REP>101807B.REP;1 :

#	WorkOrder	Dilution	Date	Time	Batch	Lot	Instrument
1	BLANK		18-OCT-2007	08:56:10			I7
2	BLANK		18-OCT-2007	08:59:45			I7
3	STANDARD 1		18-OCT-2007	09:03:19			I7
4	STANDARD 2		18-OCT-2007	09:06:55			I7
5	STANDARD 3		18-OCT-2007	09:10:31			I7
6	QC STD 1	ICV	18-OCT-2007	09:16:22			I7
7	QC STD 2		18-OCT-2007	09:22:13			I7
8	QC STD 3	mRL	18-OCT-2007	09:25:13			I7
9	QC STD 4		18-OCT-2007	09:29:00			I7
10	QC STD 5		18-OCT-2007	09:32:48			I7
11	QC STD 6	CCV 1	18-OCT-2007	09:39:30			I7
12	QC STD 7		18-OCT-2007	09:45:20			I7
13	CRI	2	18-OCT-2007	09:48:19			I7
14	CRI	5	18-OCT-2007	09:51:49			I7
15	CRI	10	18-OCT-2007	09:55:19			I7
16	J8KMMB		18-OCT-2007	10:00:19	7283043	A7J100000	I7
17	J8KMMC		18-OCT-2007	10:03:49	7283043	A7J100000	I7
18	J8G44		18-OCT-2007	10:08:50	7283043	A7J090101	I7
19	J8G44L		18-OCT-2007	10:12:22			I7
20	J8G44X		18-OCT-2007	10:15:53	7283043	A7J090101	I7
21	J8G44S		18-OCT-2007	10:19:25	7283043	A7J090101	I7
22	J8G46		18-OCT-2007	10:24:27	7283043	A7J090101	I7
23	QC STD 6	2	18-OCT-2007	10:30:19			I7
24	QC STD 7		18-OCT-2007	10:36:09			I7
25	J8G5M		18-OCT-2007	10:43:31	7283043	A7J090101	I7
26	J8G5R		18-OCT-2007	10:47:04	7283043	A7J090101	I7
27	J8G5W		18-OCT-2007	10:50:35	7283043	A7J090101	I7
28	J8G51		18-OCT-2007	10:54:05	7283043	A7J090101	I7
29	J8G52		18-OCT-2007	10:57:36	7283043	A7J090101	I7
30	J8G55		18-OCT-2007	11:01:07	7283043	A7J090101	I7
31	J8G57		18-OCT-2007	11:04:38	7283043	A7J090101	I7
32	J8NFGB		18-OCT-2007	11:09:39	7284018	A7J110000	I7
33	J8NFGC		18-OCT-2007	11:13:11	7284018	A7J110000	I7
34	J8KP1		18-OCT-2007	11:18:13	7284018	A7J100103	I7
35	QC STD 6	3	18-OCT-2007	11:24:05			I7
36	QC STD 7		18-OCT-2007	11:29:55			I7
37	J8KP3		18-OCT-2007	11:32:56	7284018	A7J100103	I7
38	J8KP6		18-OCT-2007	11:36:29	7284018	A7J100103	I7
39	J8KP6L		18-OCT-2007	11:40:02			I7
40	J8KP6X		18-OCT-2007	11:43:36	7284018	A7J100103	I7
41	J8KP6S		18-OCT-2007	11:47:08	7284018	A7J100103	I7
42	J8KQA		18-OCT-2007	11:52:08	7284018	A7J100103	I7
43	J8KQG		18-OCT-2007	11:55:39	7284018	A7J100103	I7
44	J8KQH		18-OCT-2007	11:59:10	7284018	A7J100103	I7

(continued)

#	WorkOrder	Dilution	Date	Time	Batch	Lot	Instrument
45	J8KQK		18-OCT-2007	12:02:41	7284018	A7J100103	I7
46	J8KQN		18-OCT-2007	12:06:13	7284018	A7J100103	I7
47	QC STD 6	4	18-OCT-2007	12:12:04			I7
48	QC STD 7		18-OCT-2007	12:17:54			I7
49	J8KQQ		18-OCT-2007	12:20:55	7284018	A7J100103	I7
50	J8KQV		18-OCT-2007	12:24:27	7284018	A7J100103	I7
51	J8KQ0		18-OCT-2007	12:28:00	7284018	A7J100103	I7
52	J8KQ2		18-OCT-2007	12:31:33	7284018	A7J100103	I7
53	J8KQ5		18-OCT-2007	12:35:07	7284018	A7J100103	I7
54	J8KRD		18-OCT-2007	12:38:40	7284018	A7J100103	I7
55	J8KRDL		18-OCT-2007	12:42:13			I7
56	J8KRDX		18-OCT-2007	12:47:13	7284018	A7J100103	I7
57	J8KRDS		18-OCT-2007	12:50:45	7284018	A7J100103	I7
58	J8KRG		18-OCT-2007	12:55:46	7284018	A7J100103	I7
59	QC STD 6	5	18-OCT-2007	13:01:37			I7
60	QC STD 7		18-OCT-2007	13:07:28			I7
61	J8RL9B		18-OCT-2007	13:10:28	7285017	A7J120000	I7
62	J8RL9C		18-OCT-2007	13:14:00	7285017	A7J120000	I7
63	J8KP8		18-OCT-2007	13:19:03	7285017	A7J100103	I7
64	J8KP8L		18-OCT-2007	13:22:36			I7
65	J8KP8X		18-OCT-2007	13:26:09	7285017	A7J100103	I7
66	J8KP8S		18-OCT-2007	13:29:42	7285017	A7J100103	I7
67	J8NPW		18-OCT-2007	13:34:46	7285017	A7J110121	I7
68	J8NP0		18-OCT-2007	13:38:20	7285017	A7J110121	I7
69	J8NP4		18-OCT-2007	13:41:53	7285017	A7J110121	I7
70	J8NP4L		18-OCT-2007	13:45:24			I7
71	QC STD 6	6	18-OCT-2007	13:51:15			I7
72	QC STD 7		18-OCT-2007	13:57:05			I7
73	CRI	2	18-OCT-2007	14:02:34			I7
74	CRI	5	18-OCT-2007	14:06:04			I7
75	CRI	10	18-OCT-2007	14:09:34			I7
76	J8KMMB		18-OCT-2007	14:14:34	7283043	A7J100000	I7
77	J8KMMC		18-OCT-2007	14:18:04	7283043	A7J100000	I7
78	J8G44		18-OCT-2007	14:23:05	7283043	A7J090101	I7
79	J8G44L		18-OCT-2007	14:26:37			I7
80	J8G44X		18-OCT-2007	14:30:08	7283043	A7J090101	I7
81	J8G44S		18-OCT-2007	14:33:40	7283043	A7J090101	I7
82	J8G46		18-OCT-2007	14:38:42	7283043	A7J090101	I7
83	QC STD 6	7	18-OCT-2007	14:44:34			I7
84	QC STD 7		18-OCT-2007	14:50:24			I7
85	J8G5M		18-OCT-2007	14:53:25	7283043	A7J090101	I7
86	J8G5R		18-OCT-2007	14:56:58	7283043	A7J090101	I7
87	J8G5W		18-OCT-2007	15:00:29	7283043	A7J090101	I7
88	J8G51		18-OCT-2007	15:03:59	7283043	A7J090101	I7

---------- (continued) ----------

#	WorkOrder	Dilution	Date	Time	Batch	Lot	Instrument
89	J8G52		18-OCT-2007	15:07:31	7283043	A7J090101	I7
90	J8G55		18-OCT-2007	15:11:02	7283043	A7J090101	I7
91	J8G57		18-OCT-2007	15:14:33	7283043	A7J090101	I7
92	J8NFGB		18-OCT-2007	15:19:34	7284018	A7J110000	I7
93	J8NFGC		18-OCT-2007	15:23:06	7284018	A7J110000	I7
94	J8KP1		18-OCT-2007	15:28:08	7284018	A7J100103	I7
95	QC STD 6		18-OCT-2007	15:34:00			I7
96	QC STD 7		18-OCT-2007	15:39:50			I7
97	J8KP6	10	18-OCT-2007	15:42:51	7284018	A7J100103	I7
98	J8KP6L		18-OCT-2007	15:46:24			I7
99	J8KP6X	10	18-OCT-2007	15:49:59	7284018	A7J100103	I7
100	J8KP6S	10	18-OCT-2007	15:53:31	7284018	A7J100103	I7
101	J8RL9B		18-OCT-2007	15:59:22	7285017	A7J120000	I7
102	J8RL9C		18-OCT-2007	16:02:54	7285017	A7J120000	I7
103	J8KP8		18-OCT-2007	16:07:57	7285017	A7J100103	I7
104	J8KP8L		18-OCT-2007	16:11:29			I7
105	QC STD 4		18-OCT-2007	16:16:28			I7
106	QC STD 5		18-OCT-2007	16:20:19			I7
107	QC STD 6		18-OCT-2007	16:27:01			I7
108	QC STD 7		18-OCT-2007	16:32:51			I7
109	J8KP8X		18-OCT-2007	16:35:52	7285017	A7J100103	I7
110	J8KP8S		18-OCT-2007	16:39:25	7285017	A7J100103	I7
111	J8NPW		18-OCT-2007	16:44:29	7285017	A7J110121	I7
112	J8NP0		18-OCT-2007	16:48:03	7285017	A7J110121	I7
113	J8NP4		18-OCT-2007	16:51:36	7285017	A7J110121	I7
114	J8NP4L		18-OCT-2007	16:55:07			I7
115	J8NP4X		18-OCT-2007	16:58:38	7285017	A7J110121	I7
116	J8NP4S		18-OCT-2007	17:02:10	7285017	A7J110121	I7
117	J8NP6		18-OCT-2007	17:07:12	7285017	A7J110121	I7
118	J8NQH		18-OCT-2007	17:10:45	7285017	A7J110121	I7
119	QC STD 6		18-OCT-2007	17:16:36			I7
120	QC STD 7		18-OCT-2007	17:22:26			I7
121	J8NQP		18-OCT-2007	17:25:27	7285017	A7J110121	I7
122	J8NQW		18-OCT-2007	17:29:00	7285017	A7J110121	I7
123	J8NRN		18-OCT-2007	17:32:34	7285017	A7J110121	I7
124	J8NRV		18-OCT-2007	17:36:07	7285017	A7J110121	I7
125	J8NR1		18-OCT-2007	17:39:41	7285017	A7J110121	I7
126	J8NTF		18-OCT-2007	17:43:16	7285017	A7J110121	I7
127	J8NTL		18-OCT-2007	17:46:49	7285017	A7J110121	I7
128	J8RL7B		18-OCT-2007	17:51:51	7285016	A7J120000	I7
129	J8RL7C		18-OCT-2007	17:55:23	7285016	A7J120000	I7
130	J8RHP		18-OCT-2007	18:00:25	7285016	A7J110400	I7
131	QC STD 6		18-OCT-2007	18:06:17			I7
132	QC STD 7		18-OCT-2007	18:12:07			I7

(continued)

Test America North Canton

Metals Data Reporting Form

Continuing Calibration Verification

Instrument: ICPMS **Units:** ug/L

Chart Number: 101807b.rep **Acceptable Range:** 90% - 110%

Standard Source: Ultra **Standard ID:**

Element	WL/ Mass	True Conc	QC Std 6 1 10/18/07 9:39 AM Found	% Rec	QC Std 6 2 10/18/07 10:30 AM Found	% Rec	QC Std 6 3 10/18/07 11:24 AM Found	% Rec	QC Std 6 4 10/18/07 12:12 PM Found	% Rec	QC Std 6 5 10/18/07 1:01 PM Found	% Rec
Aluminum	27	5000.0	4804.42	**96.1**	4401.26	**88.0**	4692.71	**93.9**	4523.13	**90.5**	4757.11	**95.1**
Antimony	121	50.0	49.91	**99.8**	50.14	**100.3**	48.64	**97.3**	48.87	**97.7**	48.49	**97.0**
Beryllium	9	50.0	46.39	**92.8**	46.02	**92.0**	46.85	**93.7**	45.82	**91.6**	49.72	**99.4**
Cadmium	111	50.0	48.82	**97.6**	49.42	**98.8**	48.77	**97.5**	48.87	**97.7**	49.18	**98.4**
Iron	57	5000.0	4955.12	**99.1**	5062.36	**101.2**	4648.05	**93.0**	4859.25	**97.2**	4698.51	**94.0**
Thallium	205	50.0	50.31	**100.6**	50.21	**100.4**	50.77	**101.5**	50.09	**100.2**	50.15	**100.3**
Zinc	68	50.0	49.09	**98.2**	49.03	**98.1**	49.85	**99.7**	48.67	**97.3**	49.61	**99.2**

Test America North Canton

Metals Data Reporting Form

Continuing Calibration Verification

Instrument: ICPMS **Units:** ug/L

Chart Number: 101807b.rep **Acceptable Range:** 90% - 110%

Standard Source: Ultra **Standard ID:** _____

Element	WL/ Mass	True Conc	QC Std 6 8 10/18/07 1:51 PM Found	% Rec	QC Std 6 7 10/18/07 2:44 PM Found	% Rec	QC Std 6 6 10/18/07 3:34 PM Found	% Rec	QC Std 6 9 10/18/07 4:27 PM Found	% Rec	QC Std 6 10 10/18/07 5:16 PM Found	% Rec
Aluminum	27	5000.0	4707.59	**94.2**	5170.17	**103.4**	5046.36	**100.9**	5230.54	**104.6**	5041.32	**100.8**
Antimony	121	50.0	48.45	**96.9**	49.31	**98.6**	49.26	**98.5**	48.89	**97.8**	48.44	**96.9**
Beryllium	9	50.0	55.45	**110.9**	49.65	**99.3**	50.64	**101.3**	47.08	**94.2**	51.37	**102.7**
Cadmium	111	50.0	49.82	**99.6**	48.87	**97.7**	49.24	**98.5**	49.14	**98.3**	48.28	**96.6**
Iron	57	5000.0	4733.03	**94.7**	4741.76	**94.8**	4586.92	**91.7**	4525.37	**90.5**	4541.90	**90.8**
Thallium	205	50.0	50.26	**100.5**	48.14	**96.3**	48.72	**97.4**	48.71	**97.4**	48.09	**96.2**
Zinc	68	50.0	49.38	**98.8**	49.94	**99.9**	49.27	**98.5**	49.42	**98.8**	48.63	**97.3**

Test America North Canton

Metals Data Reporting Form

Initial Calibration Blank Results

Instrument: ICPMS **Units:** ug/L

Chart Number: 101807b.rep

Standard Source: _____ **Standard ID:** _____

Element	WL/ Mass	Report Limit	QC Std 2 10/18/07 9:22 AM Found	Q	Found	Q	Found	Q	Found	Q	Found	Q
Aluminum	27	50	5	U								
Antimony	121	2	**0.11**	**B**								
Beryllium	9	1	0.02	U								
Cadmium	111	0.5	**0.018**	**B**								
Iron	57	20	6	U								
Thallium	205	1	0.023	U								
Zinc	68	10	0.12	U								

U Result is less than the IDL

B Result is between IDL and RL

Test America North Canton

Metals Data Reporting Form

Continuing Calibration Blank Results

Instrument: ICPMS **Units:** ug/L

Chart Number: 101807b.rep

Standard Source: _____ **Standard ID:** _____

Element	WL/ Mass	Report Limit	QC Std 7 10/18/07 9:45 AM 1 Found	Q	QC Std 7 10/18/07 10:36 AM 2 Found	Q	QC Std 7 10/18/07 11:29 AM 3 Found	Q	QC Std 7 10/18/07 12:17 PM 4 Found	Q	QC Std 7 10/18/07 1:07 PM 5 Found	Q
Aluminum	27	50	5	U	5	U	5	U	5	U	5	U
Antimony	121	2	**0.11**	**B**	**0.13**	**B**	**0.14**	**B**	**0.11**	**B**	**0.14**	**B**
Beryllium	9	1	0.02	U	0.02	U	**0.021**	**B**	0.02	U	**0.032**	**B**
Cadmium	111	0.5	0.014	U	0.014	U	**0.019**	**B**	**0.016**	**B**	**0.016**	**B**
Iron	57	20	6	U	6	U	**-12**	**B**	**-11**	**B**	**-9.5**	**B**
Thallium	205	1	**0.044**	**B**	0.023	U	0.023	U	0.023	U	0.023	U
Zinc	68	10	0.12	U	0.12	U	**0.3**	**B**	**0.22**	**B**	**0.31**	**B**

U Result is less than the IDL

B Result is between IDL and RL

Form 3 Equivalent

Test America North Canton

Metals Data Reporting Form

Continuing Calibration Blank Results

Instrument: ICPMS **Units:** ug/L

Chart Number: 101807b.rep

Standard Source: _____ **Standard ID:** _____

Element	WL/ Mass	Report Limit	QC Std 7 10/18/07 1:57 PM 6 Found	Q	QC Std 7 10/18/07 2:50 PM 7 Found	Q	QC Std 7 10/18/07 3:39 PM 8 Found	Q	QC Std 7 10/18/07 4:32 PM 9 Found	Q	QC Std 7 10/18/07 5:22 PM 10 Found	Q
Aluminum	27	50	5	U	5	U	5	U	6.1	B	5.7	B
Antimony	121	2	0.15	B	0.18	B	0.18	B	0.16	B	0.18	B
Beryllium	9	1	0.039	B	0.027	B	0.02	U	0.023	B	0.042	B
Cadmium	111	0.5	0.019	B	0.024	B	0.017	B	0.019	B	0.028	B
Iron	57	20	-7.2	B	-13	B	-12	B	-9.8	B	-9.3	B
Thallium	205	1	0.023	U	0.023	U	0.023	U	0.023	U	0.023	U
Zinc	68	10	0.28	B	0.28	B	0.29	B	0.17	B	0.38	B

5.21.0

U Result is less than the IDL

B Result is between IDL and RL

Form 3 Equivalent

: Instrument Upload Run Log - Page 1 :
: Started Tue Oct 16 05:29:51 2007 by LISTM :
: Data File: UPL$CAN_DATA_ROOT:<LHG>HG41015B.PRN;1 :

#	WorkOrder	Dilution	Date	Time	Batch	Lot	Instrument
1	WATER	1	16-OCT-2007				H4
2	STD01REP1	1	15-OCT-2007	12:06:56			H4
3	STD02REP1	1	15-OCT-2007	12:08:20			H4
4	STD03REP1	1	15-OCT-2007	12:09:59			H4
5	STD04REP1	1	15-OCT-2007	12:11:25			H4
6	STD05REP1	1	15-OCT-2007	12:12:52			H4
7	STD06REP1	1	15-OCT-2007	12:14:18			H4
8	CK2ICV	1	15-OCT-2007	12:15:45			H4
9	CK3ICB	1	15-OCT-2007	12:17:03			H4
10	CK4CRA\MRL	1	15-OCT-2007	12:18:17			H4
11	CK6CCV	1	15-OCT-2007	12:19:59			H4
12	CK5CCB	1	15-OCT-2007	12:21:17			H4
13	J8RL5B	1	15-OCT-2007	12:22:34			H4
14	J8RL5C	1	15-OCT-2007	12:23:59			H4
15	J8JLA	1	15-OCT-2007	12:25:18			H4
16	J78HA	1	15-OCT-2007	12:26:50	7285015	A7J040140	H4
17	J8P0R	1	15-OCT-2007	12:28:04	7285015	A7J110231	H4
18	J8P3K	1	15-OCT-2007	12:29:19	7285015	A7J110233	H4
19	J8NWG	1	15-OCT-2007	12:30:33	7285015	7J10109	H4
20	J8NWGS	1	15-OCT-2007	12:31:48	7285015	7J10109	H4
21	J8NWGD	1	15-OCT-2007	12:33:06	7285015	7J10109	H4
22	CK6CCV	1	15-OCT-2007	12:34:20			H4
23	CK5CCB	1	15-OCT-2007	12:35:45			H4
24	CK6CCV	1	15-OCT-2007	12:39:02			H4
25	CK5CCB	1	15-OCT-2007	12:40:20			H4
26	J8NFEC	1	15-OCT-2007	12:41:34	7284017	A7J110000	H4
27	J8NFGB	1	15-OCT-2007	12:43:01	7284018	A7J110000	H4
28	J8NFGC	1	15-OCT-2007	12:44:20	7284018	A7J110000	H4
29	J8KP1	1	15-OCT-2007	12:45:36	7284018	A7J100103	H4
30	J8KP3	1	15-OCT-2007	12:46:49	7284018	A7J100103	H4
31	J8KP6	1	15-OCT-2007	12:48:08	7284018	A7J100103	H4
32	J8KP6X	1	15-OCT-2007	12:49:33	7284018	A7J100103	H4
33	J8KP6S	1	15-OCT-2007	12:50:47	7284018	A7J100103	H4
34	J8KQ0	1	15-OCT-2007	12:52:05	7284018	A7J100103	H4
35	J8KQ2	1	15-OCT-2007	12:53:22	7284018	A7J100103	H4
36	CK6CCV	1	15-OCT-2007	12:54:57			H4
37	CK5CCB	1	15-OCT-2007	12:56:21			H4
38	J8KQ5	1	15-OCT-2007	12:57:44	7284018	A7J100103	H4
39	J8KQA	1	15-OCT-2007	12:58:59	7284018	A7J100103	H4
40	J8KQG	1	15-OCT-2007	13:00:44	7284018	A7J100103	H4
41	J8KQH	1	15-OCT-2007	13:01:58	7284018	A7J100103	H4
42	J8KQK	1	15-OCT-2007	13:03:12	7284018	A7J100103	H4
43	J8KQN	1	15-OCT-2007	13:04:26	7284018	A7J100103	H4
44	J8KQQ	1	15-OCT-2007	13:05:51	7284018	A7J100103	H4

(continued)

#	WorkOrder	Dilution	Date	Time	Batch	Lot	Instrument
45	J8KQV	1	15-OCT-2007	13:07:09	7284018	A7J100103	H4
46	J8KRD	1	15-OCT-2007	13:08:23	7284018	A7J100103	H4
47	J8KRDX	1	15-OCT-2007	13:09:39	7284018	A7J100103	H4
48	CK6CCV	1	15-OCT-2007	13:10:56			H4
49	CK5CCB	1	15-OCT-2007	13:12:24			H4
50	J8KRDS	1	15-OCT-2007	13:13:42	7284018	A7J100103	H4
51	J8KRG	1	15-OCT-2007	13:14:58	7284018	A7J100103	H4
52	J8P5LBT	1	15-OCT-2007	13:16:12	7285027	A7J110000	H4
53	J8RMWBT	1	15-OCT-2007	13:17:29	7285027	A7J120000	H4
54	J8RMWCT	1	15-OCT-2007	13:18:43	7285027	A7J120000	H4
55	J8PNAT	1	15-OCT-2007	13:20:37	7285027	A7J110199	H4
56	J8PNATS	1	15-OCT-2007	13:21:51	7285027	A7J110199	H4
57	J8PNATD	1	15-OCT-2007	13:23:34	7285027	A7J110199	H4
58	J8PP7T	1	15-OCT-2007	13:25:00	7285027	A7J110199	H4
59	J8PPMT	1	15-OCT-2007	13:26:25	7285027	A7J110199	H4
60	CK6CCV	1	15-OCT-2007	13:27:59			H4
61	CK5CCB	1	15-OCT-2007	13:29:38			H4
62	J8PPQT	1	15-OCT-2007	13:30:52	7285027	A7J110199	H4
63	J8PPRT	1	15-OCT-2007	13:32:07	7285027	A7J110199	H4
64	J8PPVT	1	15-OCT-2007	13:33:22	7285027	A7J110199	H4
65	J8PQCT	1	15-OCT-2007	13:34:52	7285027	A7J110199	H4
66	J8PQFT	1	15-OCT-2007	13:36:17	7285027	A7J110199	H4
67	J8PQJT	1	15-OCT-2007	13:37:32	7285027	A7J110199	H4
68	J8PQLT	1	15-OCT-2007	13:38:46	7285027	A7J110199	H4
69	J8PQMT	1	15-OCT-2007	13:40:11	7285027	A7J110199	H4
70	J8PQNT	1	15-OCT-2007	13:41:38	7285027	A7J110199	H4
71	CK6CCV	1	15-OCT-2007	13:43:06			H4
72	CK5CCB	1	15-OCT-2007	13:44:30			H4
73	CK6CCV	1	15-OCT-2007	13:55:11			H4
74	CK5CCB	1	15-OCT-2007	13:56:49			H4
75	J8PJPBT	1	15-OCT-2007	13:58:14	7285018	A7J110000	H4
76	J8RMCBT	1	15-OCT-2007	13:59:27	7285018	A7J120000	H4
77	J8RMCCT	1	15-OCT-2007	14:00:42	7285018	A7J120000	H4
78	J8K7NT	1	15-OCT-2007	14:01:56	7285018	A7J100137	H4
79	J8K7NTS	1	15-OCT-2007	14:03:09	7285018	A7J100137	H4
80	J8K7NTD	1	15-OCT-2007	14:04:44	7285018	A7J100137	H4
81	J8RL3B	1	15-OCT-2007	14:06:08	7285012	A7J120000	H4
82	J8RL3C	1	15-OCT-2007	14:07:38	7285012	A7J120000	H4
83	J8RGH	1	15-OCT-2007	14:09:25	7285012	A7J110397	H4
84	J8QE8	1	15-OCT-2007	14:10:40	7285012	A7J110283	H4
85	CK6CCV	1	15-OCT-2007	14:12:13			H4
86	CK5CCB	1	15-OCT-2007	14:13:46			H4
87	J8QFM	1	15-OCT-2007	14:15:22	7285012	A7J110283	H4
88	J8QFA	1	15-OCT-2007	14:16:39	7285012	A7J110282	H4

---------- (continued) ----------

#	WorkOrder	Dilution	Date	Time	Batch	Lot	Instrument
89	J8QFAS	1	15-OCT-2007	14:17:53	7285012	A7J110282	H4
90	J8QFAD	1	15-OCT-2007	14:19:08	7285012	A7J110282	H4
91	J8PJJBT	1	15-OCT-2007	14:20:34	7285019	A7J110000	H4
92	J8RMEBT	1	15-OCT-2007	14:21:51	7285019	A7J120000	H4
93	J8RMECT	1	15-OCT-2007	14:23:06	7285019	A7J120000	H4
94	J8LF7T	1	15-OCT-2007	14:24:31	7285019	A7J100170	H4
95	J8LF7TS	1	15-OCT-2007	14:25:45	7285019	A7J100170	H4
96	J8LF7TD	1	15-OCT-2007	14:27:04	7285019	A7J100170	H4
97	CK6CCV	1	15-OCT-2007	14:28:34			H4
98	CK5CCB	1	15-OCT-2007	14:29:58			H4
99	J8LG8T	1	15-OCT-2007	14:31:14	7285019	A7J100170	H4
100	J8LHAT	1	15-OCT-2007	14:32:31	7285019	A7J100170	H4
101	J8LHCT	1	15-OCT-2007	14:33:46	7285019	A7J100170	H4
102	J8RL9B	1	15-OCT-2007	14:34:59	7285017	A7J120000	H4
103	J8RL9C	1	15-OCT-2007	14:36:14	7285017	A7J120000	H4
104	J8NP4	1	15-OCT-2007	14:37:32	7285017	A7J110121	H4
105	J8NP4X	1	15-OCT-2007	14:38:46	7285017	A7J110121	H4
106	J8NP4S	1	15-OCT-2007	14:39:59	7285017	A7J110121	H4
107	J8NP6	1	15-OCT-2007	14:41:15	7285017	A7J110121	H4
108	J8NPW	1	15-OCT-2007	14:42:32	7285017	A7J110121	H4
109	CK6CCV	1	15-OCT-2007	14:43:46			H4
110	CK5CCB	1	15-OCT-2007	14:45:11			H4
111	J8NQH	1	15-OCT-2007	14:46:26	7285017	A7J110121	H4
112	J8NQP	1	15-OCT-2007	14:47:44	7285017	A7J110121	H4
113	J8NQW	1	15-OCT-2007	14:49:20	7285017	A7J110121	H4
114	J8NR1	1	15-OCT-2007	14:50:45	7285017	A7J110121	H4
115	J8NRN	1	15-OCT-2007	14:52:08	7285017	A7J110121	H4
116	J8NRV	1	15-OCT-2007	14:53:23	7285017	A7J110121	H4
117	J8NTF	1	15-OCT-2007	14:54:41	7285017	A7J110121	H4
118	J8NTL	1	15-OCT-2007	14:55:55	7285017	A7J110121	H4
119	J8NP0	1	15-OCT-2007	14:57:21	7285017	A7J110121	H4
120	J8KP8	1	15-OCT-2007	14:58:36	7285017	A7J100103	H4
121	CK6CCV	1	15-OCT-2007	15:00:00			H4
122	CK5CCB	1	15-OCT-2007	15:01:35			H4
123	J8KP8X	1	15-OCT-2007	15:02:53	7285017	A7J100103	H4
124	J8KP8S	1	15-OCT-2007	15:04:09	7285017	A7J100103	H4
125	J8RL7B	1	15-OCT-2007	15:05:28	7285016	A7J120000	H4
126	J8RL7C	1	15-OCT-2007	15:07:03	7285016	A7J120000	H4
127	J8RH1	1	15-OCT-2007	15:08:33	7285016	A7J110400	H4
128	J8RH3	1	15-OCT-2007	15:09:58	7285016	A7J110400	H4
129	J8RH5	1	15-OCT-2007	15:11:17	7285016	A7J110400	H4
130	J8RH7	1	15-OCT-2007	15:12:31	7285016	A7J110400	H4
131	J8RH9	1	15-OCT-2007	15:13:46	7285016	A7J110400	H4
132	J8RHP	1	15-OCT-2007	15:15:00	7285016	A7J110400	H4

(continued)

#	WorkOrder	Dilution	Date	Time	Batch	Lot	Instrument
133	CK6CCV	1	15-OCT-2007	15:16:19			H4
134	CK5CCB	1	15-OCT-2007	15:17:42			H4
135	J8RHPX	1	15-OCT-2007	15:18:57	7285016	A7J110400	H4
136	J8RHPS	1	15-OCT-2007	15:20:15	7285016	A7J110400	H4
137	J8RHT	1	15-OCT-2007	15:21:36	7285016	A7J110400	H4
138	J8RHW	1	15-OCT-2007	15:22:55	7285016	A7J110400	H4
139	J8RJC	1	15-OCT-2007	15:24:14	7285016	A7J110400	H4
140	J8RJE	1	15-OCT-2007	15:25:29	7285016	A7J110400	H4
141	J8RJG	1	15-OCT-2007	15:26:45	7285016	A7J110400	H4
142	J8RJJ	1	15-OCT-2007	15:27:59	7285016	A7J110400	H4
143	J8RL3C	1	15-OCT-2007	15:29:16	7285012	A7J120000	H4
144	CRA	1	15-OCT-2007	15:30:46			H4
145	CK6CCV	1	15-OCT-2007	15:32:05			H4
146	CK5CCB	1	15-OCT-2007	15:33:49			H4

End of Report

Test America North Canton

Metals Data Reporting Form

Continuing Calibration Blank Results

Instrument: CVAA **Units:** ug/L

Chart Number: hg41015b.prn

Standard Source: _____ **Standard ID:** _____

Element	WL/ Mass	Report Limit	Ck5CCB 10/15/07 12:21 PM		Ck5CCB 10/15/07 12:35 PM		Ck5CCB 10/15/07 12:40 PM		Ck5CCB 10/15/07 12:56 PM		Ck5CCB 10/15/07 1:12 PM	
			Found	Q	Found	Q	Found	Q	Found	Q	Found	Q
Mercury	253.7	0.2	**-0.1**	**B**	0.1	U	**-0.1**	**B**	0.1	U	0.1	U

U Result is less than the IDL

B Result is between IDL and RL

Form 3 Equivalent

Test America North Canton

Metals Data Reporting Form

Continuing Calibration Blank Results

Instrument: CVAA **Units:** ug/L

Chart Number: hg41015b.prn

Standard Source: _____ **Standard ID:** _____

Element	WL/ Mass	Report Limit	Ck5CCB 10/15/07 1:29 PM Found	Q	Ck5CCB 10/15/07 1:44 PM Found	Q	Ck5CCB 10/15/07 1:56 PM Found	Q	Ck5CCB 10/15/07 2:13 PM Found	Q	Ck5CCB 10/15/07 2:29 PM Found	Q
Mercury	253.7	0.2	0.1	U	0.1	U	0.1	U	0.1	U	0.1	U

5.21.0

U Result is less than the IDL

B Result is between IDL and RL

Form 3 Equivalent

Test America North Canton

Metals Data Reporting Form

Continuing Calibration Blank Results

Instrument: CVAA **Units:** ug/L

Chart Number: hg41015b.prn

Standard Source: _____ **Standard ID:** _____

Element	WL/ Mass	Report Limit	Ck5CCB 10/15/07 2:45 PM Found	Q	Ck5CCB 10/15/07 3:01 PM Found	Q	Ck5CCB 10/15/07 3:17 PM Found	Q	Ck5CCB 10/15/07 3:33 PM Found	Q	Found	Q
Mercury	253.7	0.2	0.1	U	0.1	U	0.1	U	0.1	U		

U Result is less than the IDL

B Result is between IDL and RL

METHOD BLANK REPORT

TOTAL Metals

Client Lot #...: A7J100103 **Matrix.....:** WATER

PARAMETER	RESULT	REPORTING LIMIT	UNITS	METHOD	PREPARATION-ANALYSIS DATE	WORK ORDER #
MB Lot-Sample #: A7J100000-018 **Prep Batch #...:** 7284018						
Aluminum	ND	50.0	ug/L	SW846 6020	10/11-10/18/07	J8NFG1AE
		Dilution Factor: 1				
		Analysis Time..: 15:19		Analyst ID.....: 002260	Instrument ID..: I7	
Antimony	ND	2.0	ug/L	SW846 6020	10/11-10/18/07	J8NFG1AF
		Dilution Factor: 1				
		Analysis Time..: 11:09		Analyst ID.....: 002260	Instrument ID..: I7	
Arsenic	ND	5.0	ug/L	SW846 6010B	10/11/07	J8NFG1AM
		Dilution Factor: 1				
		Analysis Time..: 20:16		Analyst ID.....: 001644	Instrument ID..: I5	
Barium	**0.79 B**	**10.0**	**ug/L**	**SW846 6010B**	**10/11/07**	**J8NFG1AR**
		Dilution Factor: 1				
		Analysis Time..: 20:16		Analyst ID.....: 001644	Instrument ID..: I5	
Beryllium	ND	1.0	ug/L	SW846 6020	10/11-10/18/07	J8NFG1AG
		Dilution Factor: 1				
		Analysis Time..: 11:09		Analyst ID.....: 002260	Instrument ID..: I7	
Cadmium	ND	0.50	ug/L	SW846 6020	10/11-10/18/07	J8NFG1AH
		Dilution Factor: 1				
		Analysis Time..: 11:09		Analyst ID.....: 002260	Instrument ID..: I7	
Calcium	**190 B**	**1000**	**ug/L**	**SW846 6010B**	**10/11/07**	**J8NFG1AT**
		Dilution Factor: 1				
		Analysis Time..: 20:16		Analyst ID.....: 001644	Instrument ID..: I5	
Chromium	ND	5.0	ug/L	SW846 6010B	10/11/07	J8NFG1AD
		Dilution Factor: 1				
		Analysis Time..: 20:16		Analyst ID.....: 001644	Instrument ID..: I5	
Cobalt	ND	5.0	ug/L	SW846 6010B	10/11/07	J8NFG1AU
		Dilution Factor: 1				
		Analysis Time..: 20:16		Analyst ID.....: 001644	Instrument ID..: I5	
Copper	ND	5.0	ug/L	SW846 6010B	10/11/07	J8NFG1AV
		Dilution Factor: 1				
		Analysis Time..: 20:16		Analyst ID.....: 001644	Instrument ID..: I5	
Iron	ND	20.0	ug/L	SW846 6020	10/11-10/18/07	J8NFG1AJ
		Dilution Factor: 1				
		Analysis Time..: 11:09		Analyst ID.....: 002260	Instrument ID..: I7	

(Continued on next page)

METHOD BLANK REPORT

TOTAL Metals

Client Lot #...: A7J100103 **Matrix.....:** WATER

PARAMETER	RESULT	REPORTING LIMIT	UNITS	METHOD	PREPARATION-ANALYSIS DATE	WORK ORDER #
Lead	ND	3.0	ug/L	SW846 6010B	10/11/07	J8NFG1AN
		Dilution Factor: 1				
		Analysis Time..: 20:16		Analyst ID.....: 001644	Instrument ID..: I5	
Magnesium	**44.1 B**	**1000**	**ug/L**	**SW846 6010B**	**10/11/07**	**J8NFG1AW**
		Dilution Factor: 1				
		Analysis Time..: 20:16		Analyst ID.....: 001644	Instrument ID..: I5	
Manganese	**0.71 B**	**10.0**	**ug/L**	**SW846 6010B**	**10/11/07**	**J8NFG1AX**
		Dilution Factor: 1				
		Analysis Time..: 20:16		Analyst ID.....: 001644	Instrument ID..: I5	
Mercury	ND	0.20	ug/L	SW846 7470A	10/11-10/15/07	J8NFG1AQ
		Dilution Factor: 1				
		Analysis Time..: 12:43		Analyst ID.....: 001086	Instrument ID..: H4	
Nickel	ND	10.0	ug/L	SW846 6010B	10/11/07	J8NFG1A0
		Dilution Factor: 1				
		Analysis Time..: 20:16		Analyst ID.....: 001644	Instrument ID..: I5	
Potassium	**111 B**	**1000**	**ug/L**	**SW846 6010B**	**10/11/07**	**J8NFG1A1**
		Dilution Factor: 1				
		Analysis Time..: 20:16		Analyst ID.....: 001644	Instrument ID..: I5	
Selenium	ND	5.0	ug/L	SW846 6010B	10/11/07	J8NFG1AP
		Dilution Factor: 1				
		Analysis Time..: 20:16		Analyst ID.....: 001644	Instrument ID..: I5	
Silver	ND	5.0	ug/L	SW846 6010B	10/11/07	J8NFG1A2
		Dilution Factor: 1				
		Analysis Time..: 20:16		Analyst ID.....: 001644	Instrument ID..: I5	
Sodium	ND	1000	ug/L	SW846 6010B	10/11/07	J8NFG1AA
		Dilution Factor: 1				
		Analysis Time..: 20:16		Analyst ID.....: 001644	Instrument ID..: I5	
Thallium	ND	1.0	ug/L	SW846 6020	10/11-10/18/07	J8NFG1AK
		Dilution Factor: 1				
		Analysis Time..: 11:09		Analyst ID.....: 002260	Instrument ID..: I7	
Vanadium	ND	10.0	ug/L	SW846 6010B	10/11/07	J8NFG1AC
		Dilution Factor: 1				
		Analysis Time..: 20:16		Analyst ID.....: 001644	Instrument ID..: I5	
Zinc	**4.6 B**	**10.0**	**ug/L**	**SW846 6020**	**10/11-10/18/07**	**J8NFG1AL**
		Dilution Factor: 1				
		Analysis Time..: 11:09		Analyst ID.....: 002260	Instrument ID..: I7	

(Continued on next page)

Method Blank Outlier Report

Lab Reporting Batch : A7J100103
Lab ID: STLCAN
Analysis Method : 6010B
Analysis Date : 10/11/2007
Preparation Type : 3005A
Preparation Date : 10/11/2007
Method Blank Lab Sample ID : A7J110000018B
Preparation Batch : 7284018

Barium	Result	Reporting Limit	Units	Lab Qual	Comments
Method Blank Result:	0.79	10.0	ug/L	B	

Barium contamination found in the method blank did not qualify any samples.

Calcium	Result	Reporting Limit	Units	Lab Qual	Comments
Method Blank Result:	190	1000	ug/L	B	

Calcium contamination found in the method blank did not qualify any samples.

Magnesium	Result	Reporting Limit	Units	Lab Qual	Comments
Method Blank Result:	44.1	1000	ug/L	B	

Magnesium contamination found in the method blank did not qualify any samples.

Manganese	Result	Reporting Limit	Units	Lab Qual	Comments
Method Blank Result:	0.71	10.0	ug/L	B	

Manganese contamination found in the method blank did not qualify any samples.

Potassium	Result	Reporting Limit	Units	Lab Qual	Comments
Method Blank Result:	111	1000	ug/L	B	

Potassium was qualified due to method blank contamination in the following associated samples:

Client Sample ID	Lab Sample ID	Dilution	Result	Lab Qual	Result Units
FWGEEQUIPRINSE2-0557-	A7J100103014	1	137	B J	ug/L

No qualifications made since MB is less than 1/2 MRL.
DTW 12/11/07

Method Blank Outlier Report

Lab Reporting Batch : A7J100103 **Lab ID:** STLCAN
Analysis Method : 6020 **Analysis Date :** 10/18/2007
Preparation Type : 3005A **Preparation Date :** 10/11/2007
Method Blank Lab Sample ID : A7J110000018B **Preparation Batch :** 7284018

Zinc	Result	Reporting Limit	Units	Lab Qual	Comments
Method Blank Result:	4.6	10.0	ug/L	B	

Zinc was qualified due to method blank contamination in the following associated samples:

Client Sample ID	Lab Sample ID	Dilution	Result	Lab Qual	Result Units
FWGCBPmw-007-0524-GF	A7J100103013	1	2.5	B J	ug/L
FWGLL11mw-002C-0528-GF	A7J100103002	1	21.6	J	ug/L
FWGLL11mw-DUP4-0554-G	A7J100103004	1	22.8	J	ug/L
FWGLL12mw-153C-0530-G	A7J100103033	1	6.2	B J	ug/L
FWGLL12mw-182C-0531-GF	A7J100103031	1	3.1	B J	ug/L
FWGLL12mw-DUP2-0552-G	A7J100103010	1	4.0	B J	ug/L
FWGLL1mw-080C-0536-GF	A7J100103022	1	3.9	B J	ug/L
FWGLL4mw-199C-0544-GF	A7J100103020	1	4.9	B J	ug/L
FWGRQLmw-007C-0545-GF	A7J100103029	1	13.4	J	ug/L
FWGRQLmw-008C-0546-GF	A7J100103006	1	6.6	B J	ug/L
FWGRQLmw-009C-0547-GF	A7J100103025	1	3.6	B J	ug/L
FWGRQLmw-DUP3-0553-GF	A7J100103027	1	2.6	B J	ug/L

no qualifications were made since MB result was less than 1/2 MRL. dlw, 12/11/07

METHOD BLANK REPORT

TOTAL Metals

Client Lot #...: A7J100103 **Matrix.....:** WATER

PARAMETER	RESULT	REPORTING LIMIT	UNITS	METHOD	PREPARATION-ANALYSIS DATE	WORK ORDER #
MB Lot-Sample #: A7J120000-017 **Prep Batch #...:** 7285017						
Aluminum	ND	50.0	ug/L	SW846 6020	10/12-10/18/07	J8RL91AE
		Dilution Factor: 1				
		Analysis Time..: 13:10		Analyst ID.....: 002260	Instrument ID..: I7	
Antimony	ND	2.0	ug/L	SW846 6020	10/12-10/18/07	J8RL91AF
		Dilution Factor: 1				
		Analysis Time..: 13:10		Analyst ID.....: 002260	Instrument ID..: I7	
Arsenic	ND	5.0	ug/L	SW846 6010B	10/12/07	J8RL91AM
		Dilution Factor: 1				
		Analysis Time..: 16:24		Analyst ID.....: 001644	Instrument ID..: I5	
Barium	ND	10.0	ug/L	SW846 6010B	10/12/07	J8RL91AR
		Dilution Factor: 1				
		Analysis Time..: 16:24		Analyst ID.....: 001644	Instrument ID..: I5	
Beryllium	ND	1.0	ug/L	SW846 6020	10/12-10/18/07	J8RL91AG
		Dilution Factor: 1				
		Analysis Time..: 15:59		Analyst ID.....: 002260	Instrument ID..: I7	
Cadmium	ND	0.50	ug/L	SW846 6020	10/12-10/18/07	J8RL91AH
		Dilution Factor: 1				
		Analysis Time..: 13:10		Analyst ID.....: 002260	Instrument ID..: I7	
Calcium	ND	1000	ug/L	SW846 6010B	10/12/07	J8RL91AT
		Dilution Factor: 1				
		Analysis Time..: 16:24		Analyst ID.....: 001644	Instrument ID..: I5	
Chromium	ND	5.0	ug/L	SW846 6010B	10/12/07	J8RL91AD
		Dilution Factor: 1				
		Analysis Time..: 16:24		Analyst ID.....: 001644	Instrument ID..: I5	
Cobalt	ND	5.0	ug/L	SW846 6010B	10/12/07	J8RL91AU
		Dilution Factor: 1				
		Analysis Time..: 16:24		Analyst ID.....: 001644	Instrument ID..: I5	
Copper	ND	5.0	ug/L	SW846 6010B	10/12/07	J8RL91AV
		Dilution Factor: 1				
		Analysis Time..: 16:24		Analyst ID.....: 001644	Instrument ID..: I5	
Iron	ND	20.0	ug/L	SW846 6020	10/12-10/18/07	J8RL91AJ
		Dilution Factor: 1				
		Analysis Time..: 13:10		Analyst ID.....: 002260	Instrument ID..: I7	

(Continued on next page)

METHOD BLANK REPORT

TOTAL Metals

Client Lot #...: A7J100103 **Matrix.....:** WATER

PARAMETER	RESULT	REPORTING LIMIT	UNITS	METHOD	PREPARATION-ANALYSIS DATE	WORK ORDER #
Lead	ND	3.0	ug/L	SW846 6010B	10/12/07	J8RL91AN
		Dilution Factor: 1				
		Analysis Time..: 16:24		Analyst ID.....: 001644	Instrument ID..: I5	
Magnesium	ND	1000	ug/L	SW846 6010B	10/12/07	J8RL91AW
		Dilution Factor: 1				
		Analysis Time..: 16:24		Analyst ID.....: 001644	Instrument ID..: I5	
Manganese	**0.71 B**	**10.0**	**ug/L**	**SW846 6010B**	**10/12/07**	**J8RL91AX**
		Dilution Factor: 1				
		Analysis Time..: 16:24		Analyst ID.....: 001644	Instrument ID..: I5	
Mercury	ND	0.20	ug/L	SW846 7470A	10/12-10/15/07	J8RL91AQ
		Dilution Factor: 1				
		Analysis Time..: 14:34		Analyst ID.....: 001086	Instrument ID..: H4	
Nickel	ND	10.0	ug/L	SW846 6010B	10/12/07	J8RL91A0
		Dilution Factor: 1				
		Analysis Time..: 16:24		Analyst ID.....: 001644	Instrument ID..: I5	
Potassium	**137 B**	**1000**	**ug/L**	**SW846 6010B**	**10/12/07**	**J8RL91A1**
		Dilution Factor: 1				
		Analysis Time..: 16:24		Analyst ID.....: 001644	Instrument ID..: I5	
Selenium	ND	5.0	ug/L	SW846 6010B	10/12/07	J8RL91AP
		Dilution Factor: 1				
		Analysis Time..: 16:24		Analyst ID.....: 001644	Instrument ID..: I5	
Silver	ND	5.0	ug/L	SW846 6010B	10/12/07	J8RL91A2
		Dilution Factor: 1				
		Analysis Time..: 16:24		Analyst ID.....: 001644	Instrument ID..: I5	
Sodium	ND	1000	ug/L	SW846 6010B	10/12/07	J8RL91AA
		Dilution Factor: 1				
		Analysis Time..: 16:24		Analyst ID.....: 001644	Instrument ID..: I5	
Thallium	ND	1.0	ug/L	SW846 6020	10/12-10/18/07	J8RL91AK
		Dilution Factor: 1				
		Analysis Time..: 13:10		Analyst ID.....: 002260	Instrument ID..: I7	
Vanadium	ND	10.0	ug/L	SW846 6010B	10/12/07	J8RL91AC
		Dilution Factor: 1				
		Analysis Time..: 16:24		Analyst ID.....: 001644	Instrument ID..: I5	
Zinc	ND	10.0	ug/L	SW846 6020	10/12-10/18/07	J8RL91AL
		Dilution Factor: 1				
		Analysis Time..: 13:10		Analyst ID.....: 002260	Instrument ID..: I7	

(Continued on next page)

Method Blank Outlier Report

Lab Reporting Batch : A7J100103
Lab ID: STLCAN
Analysis Method : 6010B
Analysis Date : 10/12/2007
Preparation Type : 3005A
Preparation Date : 10/12/2007
Method Blank Lab Sample ID : A7J120000017B
Preparation Batch : 7285017

Manganese	Result	Reporting Limit	Units	Lab Qual	Comments
Method Blank Result:	0.71	10.0	ug/L	B	

Manganese contamination found in the method blank did not qualify any samples.

Potassium	Result	Reporting Limit	Units	Lab Qual	Comments
Method Blank Result:	137	1000	ug/L	B	

Potassium contamination found in the method blank did not qualify any samples.

Environmental Quality Mgt., Inc.

Client Sample ID: FWGEQUIPRINSE1-0556-GW

TOTAL Metals

Lot-Sample #...: A7J090101-014 **Matrix.....:** WQ
Date Sampled...: 10/08/07 16:10 **Date Received..:** 10/09/07

PARAMETER	RESULT	REPORTING LIMIT	UNITS	METHOD	PREPARATION-ANALYSIS DATE	WORK ORDER #
Prep Batch #...: 7283043						
Silver	ND	5.0	ug/L	SW846 6010B	10/10-10/11/07	J8G521A7
		Dilution Factor: 1		Analysis Time..: 19:46	Analyst ID.....: 001644	
		Instrument ID..: I5		MDL.....: 2.2		
Aluminum	ND	50.0	ug/L	SW846 6020	10/10-10/18/07	J8G521AK
		Dilution Factor: 1		Analysis Time..: 15:07	Analyst ID.....: 002260	
		Instrument ID..: I7		MDL.....: 9.3		
Arsenic	ND	5.0	ug/L	SW846 6010B	10/10-10/11/07	J8G521AT
		Dilution Factor: 1		Analysis Time..: 19:46	Analyst ID.....: 001644	
		Instrument ID..: I5		MDL.....: 3.2		
Barium	ND	10.0	ug/L	SW846 6010B	10/10-10/11/07	J8G521AX
		Dilution Factor: 1		Analysis Time..: 19:46	Analyst ID.....: 001644	
		Instrument ID..: I5		MDL.....: 0.67		
Beryllium	ND	1.0	ug/L	SW846 6020	10/10-10/18/07	J8G521AM
		Dilution Factor: 1		Analysis Time..: 10:57	Analyst ID.....: 002260	
		Instrument ID..: I7		MDL.....: 0.20		
Calcium	**138 B**	**1000**	**ug/L**	**SW846 6010B**	**10/10-10/11/07**	**J8G521A0**
		Dilution Factor: 1		Analysis Time..: 19:46	Analyst ID.....: 001644	
		Instrument ID..: I5		MDL.....: 130		
Cadmium	ND	0.50	ug/L	SW846 6020	10/10-10/18/07	J8G521AN
		Dilution Factor: 1		Analysis Time..: 10:57	Analyst ID.....: 002260	
		Instrument ID..: I7		MDL.....: 0.092		
Cobalt	ND	5.0	ug/L	SW846 6010B	10/10-10/11/07	J8G521A1
		Dilution Factor: 1		Analysis Time..: 19:46	Analyst ID.....: 001644	
		Instrument ID..: I5		MDL.....: 1.7		
Chromium	ND	5.0	ug/L	SW846 6010B	10/10-10/11/07	J8G521CA
		Dilution Factor: 1		Analysis Time..: 19:46	Analyst ID.....: 001644	
		Instrument ID..: I5		MDL.....: 2.2		
Copper	ND	5.0	ug/L	SW846 6010B	10/10-10/11/07	J8G521A2
		Dilution Factor: 1		Analysis Time..: 19:46	Analyst ID.....: 001644	
		Instrument ID..: I5		MDL.....: 4.5		

(Continued on next page)

Environmental Quality Mgt., Inc.

Client Sample ID: FWGEQUIPRINSE1-0556-GW

TOTAL Metals

Lot-Sample #...: A7J090101-014 **Matrix.....:** WQ

PARAMETER	RESULT	REPORTING LIMIT	UNITS	METHOD	PREPARATION-ANALYSIS DATE	WORK ORDER #
Iron	ND	20.0	ug/L	SW846 6020	10/10-10/18/07	J8G521AP
		Dilution Factor: 1		Analysis Time..: 10:57	Analyst ID.....: 002260	
		Instrument ID..: I7		MDL.....: 15.0		
Mercury	ND	0.20	ug/L	SW846 7470A	10/10-10/11/07	J8G521AW
		Dilution Factor: 1		Analysis Time..: 09:52	Analyst ID.....: 001086	
		Instrument ID..: H1		MDL.....: 0.090		
Potassium	**114 B,J**	**1000**	**ug/L**	**SW846 6010B**	**10/10-10/11/07**	**J8G521A6**
		Dilution Factor: 1		Analysis Time..: 19:46	Analyst ID.....: 001644	
		Instrument ID..: I5		MDL.....: 72.0		
Magnesium	ND	1000	ug/L	SW846 6010B	10/10-10/11/07	J8G521A3
		Dilution Factor: 1		Analysis Time..: 19:46	Analyst ID.....: 001644	
		Instrument ID..: I5		MDL.....: 34.0		
Manganese	ND	10.0	ug/L	SW846 6010B	10/10-10/11/07	J8G521A4
		Dilution Factor: 1		Analysis Time..: 19:46	Analyst ID.....: 001644	
		Instrument ID..: I5		MDL.....: 0.41		
Sodium	ND	1000	ug/L	SW846 6010B	10/10-10/11/07	J8G521A8
		Dilution Factor: 1		Analysis Time..: 19:46	Analyst ID.....: 001644	
		Instrument ID..: I5		MDL.....: 590		
Nickel	ND	10.0	ug/L	SW846 6010B	10/10-10/11/07	J8G521A5
		Dilution Factor: 1		Analysis Time..: 19:46	Analyst ID.....: 001644	
		Instrument ID..: I5		MDL.....: 3.2		
Lead	ND	3.0	ug/L	SW846 6010B	10/10-10/11/07	J8G521AU
		Dilution Factor: 1		Analysis Time..: 19:46	Analyst ID.....: 001644	
		Instrument ID..: I5		MDL.....: 1.9		
Antimony	ND	2.0	ug/L	SW846 6020	10/10-10/18/07	J8G521AL
		Dilution Factor: 1		Analysis Time..: 10:57	Analyst ID.....: 002260	
		Instrument ID..: I7		MDL.....: 0.13		
Selenium	ND	5.0	ug/L	SW846 6010B	10/10-10/11/07	J8G521AV
		Dilution Factor: 1		Analysis Time..: 19:46	Analyst ID.....: 001644	
		Instrument ID..: I5		MDL.....: 4.1		

(Continued on next page)

Environmental Quality Mgt., Inc.

Client Sample ID: FWGEQUIPRINSE1-0556-GW

TOTAL Metals

Lot-Sample #...: A7J090101-014 **Matrix.....:** WQ

PARAMETER	RESULT	REPORTING LIMIT	UNITS	METHOD	PREPARATION-ANALYSIS DATE	WORK ORDER #
Thallium	ND	1.0	ug/L	SW846 6020	10/10-10/18/07	J8G521AQ
		Dilution Factor: 1		Analysis Time..: 10:57	Analyst ID.....: 002260	
		Instrument ID..: I7		MDL.....: 0.14		
Vanadium	ND	10.0	ug/L	SW846 6010B	10/10-10/11/07	J8G521A9
		Dilution Factor: 1		Analysis Time..: 19:46	Analyst ID.....: 001644	
		Instrument ID..: I5		MDL.....: 0.64		
Zinc	ND	10.0	ug/L	SW846 6020	10/10-10/18/07	J8G521AR
		Dilution Factor: 1		Analysis Time..: 10:57	Analyst ID.....: 002260	
		Instrument ID..: I7		MDL.....: 2.0		

NOTE(S):

B Estimated result. Result is less than RL.

J Method blank contamination. The associated method blank contains the target analyte at a reportable level.

LABORATORY CONTROL SAMPLE EVALUATION REPORT

TOTAL Metals

Client Lot #...: A7J100102 **Matrix.....:** WATER

PARAMETER	PERCENT RECOVERY	RECOVERY LIMITS	METHOD	PREPARATION-ANALYSIS DATE	WORK ORDER #
LCS Lot-Sample#: A7J110000-018 **Prep Batch #...:** 7284018					
Sodium	102	(80 - 120)	SW846 6010B	10/11/07	J8NFG1A3
		Dilution Factor: 1	Analysis Time..: 20:21	Analyst ID.....: 001644	
		Instrument ID..: I5			
Vanadium	102	(80 - 120)	SW846 6010B	10/11/07	J8NFG1A4
		Dilution Factor: 1	Analysis Time..: 20:21	Analyst ID.....: 001644	
		Instrument ID..: I5			
Chromium	99	(80 - 120)	SW846 6010B	10/11/07	J8NFG1A5
		Dilution Factor: 1	Analysis Time..: 20:21	Analyst ID.....: 001644	
		Instrument ID..: I5			
Aluminum	100	(77 - 123)	SW846 6020	10/11-10/18/07	J8NFG1A6
		Dilution Factor: 1	Analysis Time..: 15:23	Analyst ID.....: 002260	
		Instrument ID..: I7			
Antimony	98	(57 - 110)	SW846 6020	10/11-10/18/07	J8NFG1A7
		Dilution Factor: 1	Analysis Time..: 11:13	Analyst ID.....: 002260	
		Instrument ID..: I7			
Beryllium	96	(84 - 120)	SW846 6020	10/11-10/18/07	J8NFG1A8
		Dilution Factor: 1	Analysis Time..: 11:13	Analyst ID.....: 002260	
		Instrument ID..: I7			
Cadmium	102	(89 - 114)	SW846 6020	10/11-10/18/07	J8NFG1A9
		Dilution Factor: 1	Analysis Time..: 11:13	Analyst ID.....: 002260	
		Instrument ID..: I7			
Iron	102	(80 - 118)	SW846 6020	10/11-10/18/07	J8NFG1CA
		Dilution Factor: 1	Analysis Time..: 11:13	Analyst ID.....: 002260	
		Instrument ID..: I7			
Thallium	96	(82 - 113)	SW846 6020	10/11-10/18/07	J8NFG1CC
		Dilution Factor: 1	Analysis Time..: 11:13	Analyst ID.....: 002260	
		Instrument ID..: I7			
Zinc	109	(90 - 129)	SW846 6020	10/11-10/18/07	J8NFG1CD
		Dilution Factor: 1	Analysis Time..: 11:13	Analyst ID.....: 002260	
		Instrument ID..: I7			

(Continued on next page)

LABORATORY CONTROL SAMPLE EVALUATION REPORT

TOTAL Metals

Client Lot #...: A7J100103 **Matrix.....:** WATER

PARAMETER	PERCENT RECOVERY	RECOVERY LIMITS	METHOD	PREPARATION-ANALYSIS DATE	WORK ORDER #
Arsenic	97	(80 - 120)	SW846 6010B	10/11/07	J8NFG1CE
		Dilution Factor: 1	Analysis Time..: 20:21		Analyst ID.....: 001644
		Instrument ID..: I5			
Lead	97	(80 - 120)	SW846 6010B	10/11/07	J8NFG1CF
		Dilution Factor: 1	Analysis Time..: 20:21		Analyst ID.....: 001644
		Instrument ID..: I5			
Selenium	98	(80 - 120)	SW846 6010B	10/11/07	J8NFG1CG
		Dilution Factor: 1	Analysis Time..: 20:21		Analyst ID.....: 001644
		Instrument ID..: I5			
Mercury	111	(81 - 123)	SW846 7470A	10/11-10/15/07	J8NFG1CH
		Dilution Factor: 1	Analysis Time..: 12:44		Analyst ID.....: 001066
		Instrument ID..: H4			
Barium	100	(80 - 120)	SW846 6010B	10/11/07	J8NFG1CJ
		Dilution Factor: 1	Analysis Time..: 20:21		Analyst ID.....: 001644
		Instrument ID..: I5			
Calcium	97	(80 - 120)	SW846 6010B	10/11/07	J8NFG1CK
		Dilution Factor: 1	Analysis Time..: 20:21		Analyst ID.....: 001644
		Instrument ID..: I5			
Cobalt	97	(80 - 120)	SW846 6010B	10/11/07	J8NFG1CL
		Dilution Factor: 1	Analysis Time..: 20:21		Analyst ID.....: 001644
		Instrument ID..: I5			
Copper	103	(80 - 120)	SW846 6010B	10/11/07	J8NFG1CM
		Dilution Factor: 1	Analysis Time..: 20:21		Analyst ID.....: 001644
		Instrument ID..: I5			
Magnesium	98	(80 - 120)	SW846 6010B	10/11/07	J8NFG1CN
		Dilution Factor: 1	Analysis Time..: 20:21		Analyst ID.....: 001644
		Instrument ID..: I5			
Manganese	103	(80 - 120)	SW846 6010B	10/11/07	J8NFG1CP
		Dilution Factor: 1	Analysis Time..: 20:21		Analyst ID.....: 001644
		Instrument ID..: I5			
Nickel	99	(80 - 120)	SW846 6010B	10/11/07	J8NFG1CQ
		Dilution Factor: 1	Analysis Time..: 20:21		Analyst ID.....: 001644
		Instrument ID..: I5			

(Continued on next page)

LABORATORY CONTROL SAMPLE EVALUATION REPORT

TOTAL Metals

Client Lot #...: A7J100103 **Matrix.....:** WATER

PARAMETER	PERCENT RECOVERY	RECOVERY LIMITS	METHOD	PREPARATION-ANALYSIS DATE	WORK ORDER #
Potassium	98	(80 - 120)	SW846 6010B	10/11/07	J8NFG1CR
		Dilution Factor: 1	Analysis Time..: 20:21	Analyst ID.....: 001644	
		Instrument ID..: I5			
Silver	103	(80 - 120)	SW846 6010B	10/11/07	J8NFG1CT
		Dilution Factor: 1	Analysis Time..: 20:21	Analyst ID.....: 001644	
		Instrument ID..: I5			
LCS Lot-Sample#: A7J120000-017 **Prep Batch #...:** 7285017					
Sodium	104	(80 - 120)	SW846 6010B	10/12/07	J8RL91A3
		Dilution Factor: 1	Analysis Time..: 16:29	Analyst ID.....: 001644	
		Instrument ID..: I5			
Vanadium	92	(80 - 120)	SW846 6010B	10/12/07	J8RL91A4
		Dilution Factor: 1	Analysis Time..: 16:29	Analyst ID.....: 001644	
		Instrument ID..: I5			
Chromium	90	(80 - 120)	SW846 6010B	10/12/07	J8RL91A5
		Dilution Factor: 1	Analysis Time..: 16:29	Analyst ID.....: 001644	
		Instrument ID..: I5			
Aluminum	97	(77 - 123)	SW846 6020	10/12-10/18/07	J8RL91A6
		Dilution Factor: 1	Analysis Time..: 13:14	Analyst ID.....: 002260	
		Instrument ID..: I7			
Antimony	95	(57 - 110)	SW846 6020	10/12-10/18/07	J8RL91A7
		Dilution Factor: 1	Analysis Time..: 13:14	Analyst ID.....: 002260	
		Instrument ID..: I7			
Beryllium	97	(84 - 120)	SW846 6020	10/12-10/18/07	J8RL91A8
		Dilution Factor: 1	Analysis Time..: 16:02	Analyst ID.....: 002260	
		Instrument ID..: I7			
Cadmium	105	(89 - 114)	SW846 6020	10/12-10/18/07	J8RL91A9
		Dilution Factor: 1	Analysis Time..: 13:14	Analyst ID.....: 002260	
		Instrument ID..: I7			
Iron	102	(80 - 118)	SW846 6020	10/12-10/18/07	J8RL91CA
		Dilution Factor: 1	Analysis Time..: 13:14	Analyst ID.....: 002260	
		Instrument ID..: I7			
Thallium	100	(82 - 113)	SW846 6020	10/12-10/18/07	J8RL91CC
		Dilution Factor: 1	Analysis Time..: 13:14	Analyst ID.....: 002260	
		Instrument ID..: I7			

(Continued on next page)

LABORATORY CONTROL SAMPLE EVALUATION REPORT

TOTAL Metals

Client Lot #...: A7J100103 **Matrix.....:** WATER

PARAMETER	PERCENT RECOVERY	RECOVERY LIMITS	METHOD	PREPARATION-ANALYSIS DATE	WORK ORDER #
Zinc	109	(90 - 129)	SW846 6020	10/12-10/18/07	J8RL91CD
		Dilution Factor: 1	Analysis Time..: 13:14	Analyst ID.....: 002260	
		Instrument ID..: I7			
Arsenic	89	(80 - 120)	SW846 6010B	10/12/07	J8RL91CE
		Dilution Factor: 1	Analysis Time..: 16:29	Analyst ID.....: 001644	
		Instrument ID..: I5			
Lead	89	(80 - 120)	SW846 6010B	10/12/07	J8RL91CF
		Dilution Factor: 1	Analysis Time..: 16:29	Analyst ID.....: 001644	
		Instrument ID..: I5			
Selenium	90	(80 - 120)	SW846 6010B	10/12/07	J8RL91CG
		Dilution Factor: 1	Analysis Time..: 16:29	Analyst ID.....: 001644	
		Instrument ID..: I5			
Mercury	87	(81 - 123)	SW846 7470A	10/12-10/15/07	J8RL91CH
		Dilution Factor: 1	Analysis Time..: 14:36	Analyst ID.....: 001086	
		Instrument ID..: H4			
Barium	91	(80 - 120)	SW846 6010B	10/12/07	J8RL91CJ
		Dilution Factor: 1	Analysis Time..: 16:29	Analyst ID.....: 001644	
		Instrument ID..: I5			
Calcium	102	(80 - 120)	SW846 6010B	10/12/07	J8RL91CK
		Dilution Factor: 1	Analysis Time..: 16:29	Analyst ID.....: 001644	
		Instrument ID..: I5			
Cobalt	88	(80 - 120)	SW846 6010B	10/12/07	J8RL91CL
		Dilution Factor: 1	Analysis Time..: 16:29	Analyst ID.....: 001644	
		Instrument ID..: I5			
Copper	94	(80 - 120)	SW846 6010B	10/12/07	J8RL91CM
		Dilution Factor: 1	Analysis Time..: 16:29	Analyst ID.....: 001644	
		Instrument ID..: I5			
Magnesium	103	(80 - 120)	SW846 6010B	10/12/07	J8RL91CN
		Dilution Factor: 1	Analysis Time..: 16:29	Analyst ID.....: 001644	
		Instrument ID..: I5			
Manganese	95	(80 - 120)	SW846 6010B	10/12/07	J8RL91CP
		Dilution Factor: 1	Analysis Time..: 16:29	Analyst ID.....: 001644	
		Instrument ID..: I5			

(Continued on next page)

LABORATORY CONTROL SAMPLE EVALUATION REPORT

TOTAL Metals

Client Lot #...: A7J100103 **Matrix.....:** WATER

PARAMETER	PERCENT RECOVERY	RECOVERY LIMITS	METHOD	PREPARATION-ANALYSIS DATE	WORK ORDER #
Nickel	91	(80 - 120)	SW846 6010B	10/12/07	J8RL91CQ
		Dilution Factor: 1	Analysis Time..: 16:29		Analyst ID.....: 001644
		Instrument ID..: I5			
Potassium	102	(80 - 120)	SW846 6010B	10/12/07	J8RL91CR
		Dilution Factor: 1	Analysis Time..: 16:29		Analyst ID.....: 001644
		Instrument ID..: I5			
Silver	106	(80 - 120)	SW846 6010B	10/12/07	J8RL91CT
		Dilution Factor: 1	Analysis Time..: 16:29		Analyst ID.....: 001644
		Instrument ID..: I5			

NOTE(S):

Calculations are performed before rounding to avoid round-off errors in calculated results.

MATRIX SPIKE SAMPLE EVALUATION REPORT

TOTAL Metals

Client Lot #...: A7J100103 **Matrix.....:** WG
Date Sampled...: 10/09/07 12:10 **Date Received..:** 10/10/07

PARAMETER	PERCENT RECOVERY	RECOVERY LIMITS	METHOD	PREPARATION-ANALYSIS DATE	WORK ORDER #
MS Lot-Sample #: A7J100103-006 **Prep Batch #...:** 7284018					
Aluminum	89	(63 - 128)	SW846 6020	10/11-10/18/07	J8KP61AQ
		Dilution Factor: 1	Analysis Time..: 11:36		Instrument ID..: I7
		Analyst ID.....: 002260			
Antimony	104	(44 - 153)	SW846 6020	10/11-10/18/07	J8KP61AU
		Dilution Factor: 1	Analysis Time..: 11:36		Instrument ID..: I7
		Analyst ID.....: 002260			
Arsenic	101	(75 - 125)	SW846 6010B	10/11/07	J8KP61CF
		Dilution Factor: 1	Analysis Time..: 20:38		Instrument ID..: I5
		Analyst ID.....: 001644			
Barium	104	(75 - 125)	SW846 6010B	10/11/07	J8KP61CU
		Dilution Factor: 1	Analysis Time..: 20:38		Instrument ID..: I5
		Analyst ID.....: 001644			
Beryllium	94	(77 - 124)	SW846 6020	10/11-10/18/07	J8KP61AX
		Dilution Factor: 1	Analysis Time..: 11:36		Instrument ID..: I7
		Analyst ID.....: 002260			
Cadmium	101	(78 - 117)	SW846 6020	10/11-10/18/07	J8KP61A2
		Dilution Factor: 1	Analysis Time..: 11:36		Instrument ID..: I7
		Analyst ID.....: 002260			
Calcium	94	(75 - 125)	SW846 6010B	10/11/07	J8KP61CX
		Dilution Factor: 1	Analysis Time..: 20:38		Instrument ID..: I5
		Analyst ID.....: 001644			
Chromium	101	(75 - 125)	SW846 6010B	10/11/07	J8KP61AJ
		Dilution Factor: 1	Analysis Time..: 20:38		Instrument ID..: I5
		Analyst ID.....: 001644			
Cobalt	100	(75 - 125)	SW846 6010B	10/11/07	J8KP61C2
		Dilution Factor: 1	Analysis Time..: 20:38		Instrument ID..: I5
		Analyst ID.....: 001644			
Copper	109	(75 - 125)	SW846 6010B	10/11/07	J8KP61C5
		Dilution Factor: 1	Analysis Time..: 20:38		Instrument ID..: I5
		Analyst ID.....: 001644			

(Continued on next page)

MATRIX SPIKE SAMPLE EVALUATION REPORT

TOTAL Metals

Client Lot #...: A7J100103 **Matrix.....:** WG
Date Sampled...: 10/09/07 12:10 **Date Received..:** 10/10/07

PARAMETER	PERCENT RECOVERY	RECOVERY LIMITS	METHOD	PREPARATION-ANALYSIS DATE	WORK ORDER #
Iron	NC,MSB	(22 - 169)	SW846 6020	10/11-10/18/07	J8KP61A5
		Dilution Factor: 10	Analysis Time..: 15:42		Instrument ID..: I7
		Analyst ID.....: 002260			
Lead	99	(75 - 125)	SW846 6010B	10/11/07	J8KP61CJ
		Dilution Factor: 1	Analysis Time..: 20:38		Instrument ID..: I5
		Analyst ID.....: 001644			
Magnesium	100	(75 - 125)	SW846 6010B	10/11/07	J8KP61C8
		Dilution Factor: 1	Analysis Time..: 20:38		Instrument ID..: I5
		Analyst ID.....: 001644			
Manganese	100	(75 - 125)	SW846 6010B	10/11/07	J8KP61DC
		Dilution Factor: 1	Analysis Time..: 20:38		Instrument ID..: I5
		Analyst ID.....: 001644			
Mercury	92	(69 - 134)	SW846 7470A	10/11-10/15/07	J8KP61CQ
		Dilution Factor: 1	Analysis Time..: 12:48		Instrument ID..: H4
		Analyst ID.....: 001086			
Nickel	100	(75 - 125)	SW846 6010B	10/11/07	J8KP61DF
		Dilution Factor: 1	Analysis Time..: 20:38		Instrument ID..: I5
		Analyst ID.....: 001644			
Potassium	104	(75 - 125)	SW846 6010B	10/11/07	J8KP61DJ
		Dilution Factor: 1	Analysis Time..: 20:38		Instrument ID..: I5
		Analyst ID.....: 001644			
Selenium	101	(75 - 125)	SW846 6010B	10/11/07	J8KP61CM
		Dilution Factor: 1	Analysis Time..: 20:38		Instrument ID..: I5
		Analyst ID.....: 001644			
Silver	104	(75 - 125)	SW846 6010B	10/11/07	J8KP61DM
		Dilution Factor: 1	Analysis Time..: 20:38		Instrument ID..: I5
		Analyst ID.....: 001644			
Sodium	101	(75 - 125)	SW846 6010B	10/11/07	J8KP61AC
		Dilution Factor: 1	Analysis Time..: 20:38		Instrument ID..: I5
		Analyst ID.....: 001644			
Thallium	99	(69 - 117)	SW846 6020	10/11-10/18/07	J8KP61A8
		Dilution Factor: 1	Analysis Time..: 11:36		Instrument ID..: I7
		Analyst ID.....: 002260			

(Continued on next page)

MATRIX SPIKE SAMPLE EVALUATION REPORT

TOTAL Metals

Client Lot #...: A7J100103 Matrix.....: WG
Date Sampled...: 10/09/07 12:40 Date Received..: 10/10/07

PARAMETER	PERCENT RECOVERY	RECOVERY LIMITS	METHOD	PREPARATION-ANALYSIS DATE	WORK ORDER #
Vanadium	105	(75 - 125)	SW846 6010B	10/11/07	J8KP61AF
		Dilution Factor: 1	Analysis Time..: 20:38		Instrument ID..: I5
		Analyst ID.....: 001644			
Zinc	98	(49 - 156)	SW846 6020	10/11-10/18/07	J8KP61CC
		Dilution Factor: 1	Analysis Time..: 11:36		Instrument ID..: I7
		Analyst ID.....: 002260			

NOTE(S):

Calculations are performed before rounding to avoid round-off errors in calculated results.

NC The recovery and/or RPD were not calculated.

MSB The recovery and RPD were not calculated because the sample amount was greater than four times the spike amount.

MATRIX SPIKE SAMPLE EVALUATION REPORT

TOTAL Metals

Client Lot #...: A7J100103 **Matrix.....:** WG
Date Sampled...: 10/09/07 13:20 **Date Received...:** 10/10/07

PARAMETER	PERCENT RECOVERY	RECOVERY LIMITS	METHOD	PREPARATION-ANALYSIS DATE	WORK ORDER #
MS Lot-Sample #: A7J100103-031 **Prep Batch #...:** 7284018					
Aluminum	96	(63 - 128)	SW846 6020	10/11-10/18/07	J8KRD1AQ
		Dilution Factor: 1	Analysis Time..: 12:38		Instrument ID..: I7
		Analyst ID.....: 002260			
Antimony	97	(44 - 153)	SW846 6020	10/11-10/18/07	J8KRD1AU
		Dilution Factor: 1	Analysis Time..: 12:38		Instrument ID..: I7
		Analyst ID.....: 002260			
Arsenic	107	(75 - 125)	SW846 6010B	10/11/07	J8KRD1CF
		Dilution Factor: 1	Analysis Time..: 22:05		Instrument ID..: I5
		Analyst ID.....: 001644			
Barium	110	(75 - 125)	SW846 6010B	10/11/07	J8KRD1CU
		Dilution Factor: 1	Analysis Time..: 22:05		Instrument ID..: I5
		Analyst ID.....: 001644			
Beryllium	96	(77 - 124)	SW846 6020	10/11-10/18/07	J8KRD1AX
		Dilution Factor: 1	Analysis Time..: 12:38		Instrument ID..: I7
		Analyst ID.....: 002260			
Cadmium	100	(78 - 117)	SW846 6020	10/11-10/18/07	J8KRD1A2
		Dilution Factor: 1	Analysis Time..: 12:38		Instrument ID..: I7
		Analyst ID.....: 002260			
Calcium	114	(75 - 125)	SW846 6010B	10/11/07	J8KRD1CX
		Dilution Factor: 1	Analysis Time..: 22:05		Instrument ID..: I5
		Analyst ID.....: 001644			
Chromium	107	(75 - 125)	SW846 6010B	10/11/07	J8KRD1AJ
		Dilution Factor: 1	Analysis Time..: 22:05		Instrument ID..: I5
		Analyst ID.....: 001644			
Cobalt	105	(75 - 125)	SW846 6010B	10/11/07	J8KRD1C2
		Dilution Factor: 1	Analysis Time..: 22:05		Instrument ID..: I5
		Analyst ID.....: 001644			
Copper	112	(75 - 125)	SW846 6010B	10/11/07	J8KRD1C5
		Dilution Factor: 1	Analysis Time..: 22:05		Instrument ID..: I5
		Analyst ID.....: 001644			

(Continued on next page)

MATRIX SPIKE SAMPLE EVALUATION REPORT

TOTAL Metals

Client Lot #...: A7J100103 **Matrix.....:** WG
Date Sampled...: 10/09/07 13:20 **Date Received..:** 10/10/07

PARAMETER	PERCENT RECOVERY	RECOVERY LIMITS	METHOD	PREPARATION-ANALYSIS DATE	WORK ORDER #
Iron	89	(22 - 169)	SW846 6020	10/11-10/18/07	J8KRD1A5
		Dilution Factor: 1	Analysis Time..: 12:38		Instrument ID..: I7
		Analyst ID.....: 002260			
Lead	105	(75 - 125)	SW846 6010B	10/11/07	J8KRD1CJ
		Dilution Factor: 1	Analysis Time..: 22:05		Instrument ID..: I5
		Analyst ID.....: 001644			
Magnesium	118	(75 - 125)	SW846 6010B	10/11/07	J8KRD1C8
		Dilution Factor: 1	Analysis Time..: 22:05		Instrument ID..: I5
		Analyst ID.....: 001644			
Manganese	114	(75 - 125)	SW846 6010B	10/11/07	J8KRD1DC
		Dilution Factor: 1	Analysis Time..: 22:05		Instrument ID..: I5
		Analyst ID.....: 001644			
Mercury	96	(69 - 134)	SW846 7470A	10/11-10/15/07	J8KRD1CQ
		Dilution Factor: 1	Analysis Time..: 13:08		Instrument ID..: H4
		Analyst ID.....: 001086			
Nickel	105	(75 - 125)	SW846 6010B	10/11/07	J8KRD1DF
		Dilution Factor: 1	Analysis Time..: 22:05		Instrument ID..: I5
		Analyst ID.....: 001644			
Potassium	109	(75 - 125)	SW846 6010B	10/11/07	J8KRD1DJ
		Dilution Factor: 1	Analysis Time..: 22:05		Instrument ID..: I5
		Analyst ID.....: 001644			
Selenium	107	(75 - 125)	SW846 6010B	10/11/07	J8KRD1CM
		Dilution Factor: 1	Analysis Time..: 22:05		Instrument ID..: I5
		Analyst ID.....: 001644			
Silver	113	(75 - 125)	SW846 6010B	10/11/07	J8KRD1DM
		Dilution Factor: 1	Analysis Time..: 22:05		Instrument ID..: I5
		Analyst ID.....: 001644			
Sodium	112	(75 - 125)	SW846 6010B	10/11/07	J8KRD1AC
		Dilution Factor: 1	Analysis Time..: 22:05		Instrument ID..: I5
		Analyst ID.....: 001644			
Thallium	93	(69 - 117)	SW846 6020	10/11-10/18/07	J8KRD1A8
		Dilution Factor: 1	Analysis Time..: 12:38		Instrument ID..: I7
		Analyst ID.....: 002260			

(Continued on next page)

MATRIX SPIKE SAMPLE EVALUATION REPORT

TOTAL Metals

Client Lot #...: A7J100103 **Matrix.....:** WG
Date Sampled...: 10/09/07 13:20 **Date Received..:** 10/10/07

PARAMETER	PERCENT RECOVERY	RECOVERY LIMITS	METHOD	PREPARATION-ANALYSIS DATE	WORK ORDER #
Vanadium	111	(75 - 125)	SW846 6010B	10/11/07	J8KRD1AF
		Dilution Factor: 1	Analysis Time..: 22:05	Instrument ID..: I5	
		Analyst ID.....: 001644			
Zinc	100	(49 - 156)	SW846 6020	10/11-10/18/07	J8KRD1CC
		Dilution Factor: 1	Analysis Time..: 12:38	Instrument ID..: I7	
		Analyst ID.....: 002260			

NOTE(S):

Calculations are performed before rounding to avoid round-off errors in calculated results.

MATRIX SPIKE SAMPLE EVALUATION REPORT

TOTAL Metals

Client Lot #...: A7J100103 **Matrix.....:** WG
Date Sampled...: 10/09/07 14:45 **Date Received...:** 10/10/07

PARAMETER	PERCENT RECOVERY	RECOVERY LIMITS	METHOD	PREPARATION ANALYSIS DATE	WORK ORDER #
MS Lot-Sample #: A7J100103-008 **Prep Batch #...:** 7285017					
Aluminum	96	(63 - 128)	SW846 6020	10/12-10/18/07	J8KP81A7
		Dilution Factor: 1	Analysis Time..: 13:19	Instrument ID..: I7	
		Analyst ID.....: 002260			
Antimony	99	(44 - 153)	SW846 6020	10/12-10/18/07	J8KP81A8
		Dilution Factor: 1	Analysis Time..: 13:19	Instrument ID..: I7	
		Analyst ID.....: 002260			
Arsenic	97	(75 - 125)	SW846 6010B	10/12/07	J8KP81CF
		Dilution Factor: 1	Analysis Time..: 16:35	Instrument ID..: I5	
		Analyst ID.....: 001644			
Barium	99	(75 - 125)	SW846 6010B	10/12/07	J8KP81CK
		Dilution Factor: 1	Analysis Time..: 16:35	Instrument ID..: I5	
		Analyst ID.....: 001644			
Beryllium	92	(77 - 124)	SW846 6020	10/12-10/18/07	J8KP81A9
		Dilution Factor: 1	Analysis Time..: 16:07	Instrument ID..: I7	
		Analyst ID.....: 002260			
Cadmium	102	(78 - 117)	SW846 6020	10/12-10/18/07	J8KP81CA
		Dilution Factor: 1	Analysis Time..: 13:19	Instrument ID..: I7	
		Analyst ID.....: 002260			
Calcium	91	(75 - 125)	SW846 6010B	10/12/07	J8KP81CL
		Dilution Factor: 1	Analysis Time..: 16:35	Instrument ID..: I5	
		Analyst ID.....: 001644			
Chromium	95	(75 - 125)	SW846 6010B	10/12/07	J8KP81A6
		Dilution Factor: 1	Analysis Time..: 16:35	Instrument ID..: I5	
		Analyst ID.....: 001644			
Cobalt	95	(75 - 125)	SW846 6010B	10/12/07	J8KP81CM
		Dilution Factor: 1	Analysis Time..: 16:35	Instrument ID..: I5	
		Analyst ID.....: 001644			
Copper	102	(75 - 125)	SW846 6010B	10/12/07	J8KP81CN
		Dilution Factor: 1	Analysis Time..: 16:35	Instrument ID..: I5	
		Analyst ID.....: 001644			

(Continued on next page)

MATRIX SPIKE SAMPLE EVALUATION REPORT

TOTAL Metals

Client Lot #...: A7J100103 **Matrix.....:** WG
Date Sampled...: 10/09/07 14:45 **Date Received..:** 10/10/07

PARAMETER	PERCENT RECOVERY	RECOVERY LIMITS	METHOD	PREPARATION-ANALYSIS DATE	WORK ORDER #
Iron	84	(22 - 169)	SW846 6020	10/12-10/18/07	J8KP81CC
		Dilution Factor: 1	Analysis Time..: 13:19		Instrument ID..: I7
		Analyst ID.....: 002260			
Lead	95	(75 - 125)	SW846 6010B	10/12/07	J8KP81CG
		Dilution Factor: 1	Analysis Time..: 16:35		Instrument ID..: I5
		Analyst ID.....: 001644			
Magnesium	103	(75 - 125)	SW846 6010B	10/12/07	J8KP81CP
		Dilution Factor: 1	Analysis Time..: 16:35		Instrument ID..: I5
		Analyst ID.....: 001644			
Manganese	102	(75 - 125)	SW846 6010B	10/12/07	J8KP81CQ
		Dilution Factor: 1	Analysis Time..: 16:35		Instrument ID..: I5
		Analyst ID.....: 001644			
Mercury	88	(69 - 134)	SW846 7470A	10/12-10/15/07	J8KP81CJ
		Dilution Factor: 1	Analysis Time..: 14:58		Instrument ID..: H4
		Analyst ID.....: 001086			
Nickel	97	(75 - 125)	SW846 6010B	10/12/07	J8KP81CR
		Dilution Factor: 1	Analysis Time..: 16:35		Instrument ID..: I5
		Analyst ID.....: 001644			
Potassium	106	(75 - 125)	SW846 6010B	10/12/07	J8KP81CT
		Dilution Factor: 1	Analysis Time..: 16:35		Instrument ID..: I5
		Analyst ID.....: 001644			
Selenium	97	(75 - 125)	SW846 6010B	10/12/07	J8KP81CH
		Dilution Factor: 1	Analysis Time..: 16:35		Instrument ID..: I5
		Analyst ID.....: 001644			
Silver	108	(75 - 125)	SW846 6010B	10/12/07	J8KP81CU
		Dilution Factor: 1	Analysis Time..: 16:35		Instrument ID..: I5
		Analyst ID.....: 001644			
Sodium	103	(75 - 125)	SW846 6010B	10/12/07	J8KP81A4
		Dilution Factor: 1	Analysis Time..: 16:35		Instrument ID..: I5
		Analyst ID.....: 001644			
Thallium	94	(69 - 117)	SW846 6020	10/12-10/18/07	J8KP81CD
		Dilution Factor: 1	Analysis Time..: 13:19		Instrument ID..: I7
		Analyst ID.....: 002260			

(Continued on next page)

MATRIX SPIKE SAMPLE EVALUATION REPORT

TOTAL Metals

Client Lot #...: A7J100103 **Matrix.....:** WG
Date Sampled...: 10/09/07 14:45 **Date Received..:** 10/10/07

PARAMETER	PERCENT RECOVERY	RECOVERY LIMITS	METHOD	PREPARATION-ANALYSIS DATE	WORK ORDER #
Vanadium	99	(75 - 125)	SW846 6010B	10/12/07	J8KP81A5
		Dilution Factor: 1	Analysis Time..: 16:35		Instrument ID..: I5
		Analyst ID.....: 001644			
Zinc	102	(49 - 156)	SW846 6020	10/12-10/18/07	J8KP81CE
		Dilution Factor: 1	Analysis Time..: 13:19		Instrument ID..: I7
		Analyst ID.....: 002260			

NOTE(S):

Calculations are performed before rounding to avoid round-off errors in calculated results.

SAMPLE DUPLICATE EVALUATION REPORT

Metals

Client Lot #...: A7J100103 **Work Order #...:** J8KP6-SMP J8KP6-DUP **Matrix.....:** WG

Date Sampled...: 10/09/07 12:10 **Date Received..:** 10/10/07

PARAM	RESULT	DUPLICATE RESULT	UNITS	RPD	RPD LIMIT	METHOD	PREPARATION-ANALYSIS DATE	PREP BATCH #
Silver						SD Lot-Sample #: A7J100103-006		
	2.2 B	ND	ug/L	200	(0-20)	SW846 6010B	10/11/07	7284018
		Dilution Factor: 1				Analysis Time..: 20:38	Analyst ID.....: 001644	
		Instrument ID..: I5						
Aluminum						SD Lot-Sample #: A7J100103-006		
	ND	ND	ug/L	0	(0-20)	SW846 6020	10/11-10/18/07	7284018
		Dilution Factor: 1				Analysis Time..: 11:36	Analyst ID.....: 002260	
		Instrument ID..: I7						
Arsenic						SD Lot-Sample #: A7J100103-006		
	61.2	62.3	ug/L	1.7	(0-20)	SW846 6010B	10/11/07	7284018
		Dilution Factor: 1				Analysis Time..: 20:38	Analyst ID.....: 001644	
		Instrument ID..: I5						
Barium						SD Lot-Sample #: A7J100103-006		
	173 J	180	ug/L	3.6	(0-20)	SW846 6010B	10/11/07	7284018
		Dilution Factor: 1				Analysis Time..: 20:38	Analyst ID.....: 001644	
		Instrument ID..: I5						
Beryllium						SD Lot-Sample #: A7J100103-006		
	0.77 B	0.69 B	ug/L	10	(0-20)	SW846 6020	10/11-10/18/07	7284018
		Dilution Factor: 1				Analysis Time..: 11:36	Analyst ID.....: 002260	
		Instrument ID..: I7						
Calcium						SD Lot-Sample #: A7J100103-006		
	84800 J	87400	ug/L	3.0	(0-20)	SW846 6010B	10/11/07	7284018
		Dilution Factor: 1				Analysis Time..: 20:38	Analyst ID.....: 001644	
		Instrument ID..: I5						
Cadmium						SD Lot-Sample #: A7J100103-006		
	ND	ND	ug/L	0	(0-20)	SW846 6020	10/11-10/18/07	7284018
		Dilution Factor: 1				Analysis Time..: 11:36	Analyst ID.....: 002260	
		Instrument ID..: I7						
Cobalt						SD Lot-Sample #: A7J100103-006		
	5.3	3.9 B	ug/L	30	(0-20)	SW846 6010B	10/11/07	7284018
		Dilution Factor: 1				Analysis Time..: 20:38	Analyst ID.....: 001644	
		Instrument ID..: I5						
Chromium						SD Lot-Sample #: A7J100103-006		
	ND	ND	ug/L	0	(0-20)	SW846 6010B	10/11/07	7284018
		Dilution Factor: 1				Analysis Time..: 20:38	Analyst ID.....: 001644	
		Instrument ID..: I5						

(Continued on next page)

SAMPLE DUPLICATE EVALUATION REPORT

Metals

Lot-Sample #...: A7J100103-000 **Work Order #...:** J8KP6-SMP J8KP6-DUP **Matrix.....:** WG

PARAM	RESULT	DUPLICATE RESULT	UNITS	RPD	RPD LIMIT	METHOD	PREPARATION-ANALYSIS DATE	PREP BATCH #
Copper						SD Lot-Sample #: A7J100103-006		
	ND	ND	ug/L	0	(0-20)	SW846 6010B	10/11/07	7284018
		Dilution Factor: 1				Analysis Time..: 20:38	Analyst ID.....: 001644	
		Instrument ID..: I5						
Iron						SD Lot-Sample #: A7J100103-006		
	141000	141000	ug/L	0.035	(0-20)	SW846 6020	10/11-10/18/07	7284018
		Dilution Factor: 10				Analysis Time..: 15:42	Analyst ID.....: 002260	
		Instrument ID..: I7						
Mercury						SD Lot-Sample #: A7J100103-006		
	ND	ND	ug/L	0	(0-20)	SW846 7470A	10/11-10/15/07	7284018
		Dilution Factor: 1				Analysis Time..: 12:48	Analyst ID.....: 001086	
		Instrument ID..: H4						
Potassium						SD Lot-Sample #: A7J100103-006		
	6990 J	7200	ug/L	3.0	(0-20)	SW846 6010B	10/11/07	7284018
		Dilution Factor: 1				Analysis Time..: 20:38	Analyst ID.....: 001644	
		Instrument ID..: I5						
Magnesium						SD Lot-Sample #: A7J100103-006		
	36700 J	37700	ug/L	2.7	(0-20)	SW846 6010B	10/11/07	7284018
		Dilution Factor: 1				Analysis Time..: 20:38	Analyst ID.....: 001644	
		Instrument ID..: I5						
Manganese						SD Lot-Sample #: A7J100103-006		
	1280 J	1330	ug/L	3.4	(0-20)	SW846 6010B	10/11/07	7284018
		Dilution Factor: 1				Analysis Time..: 20:38	Analyst ID.....: 001644	
		Instrument ID..: I5						
Sodium						SD Lot-Sample #: A7J100103-006		
	19700	19700	ug/L	0.21	(0-20)	SW846 6010B	10/11/07	7284018
		Dilution Factor: 1				Analysis Time..: 20:38	Analyst ID.....: 001644	
		Instrument ID..: I5						
Nickel						SD Lot-Sample #: A7J100103-006		
	17.6	16.5	ug/L	6.5	(0-20)	SW846 6010B	10/11/07	7284018
		Dilution Factor: 1				Analysis Time..: 20:38	Analyst ID.....: 001644	
		Instrument ID..: I5						
Lead						SD Lot-Sample #: A7J100103-006		
	ND	ND	ug/L	0	(0-20)	SW846 6010B	10/11/07	7284018
		Dilution Factor: 1				Analysis Time..: 20:38	Analyst ID.....: 001644	
		Instrument ID..: I5						

(Continued on next page)

SAMPLE DUPLICATE EVALUATION REPORT

Metals

Lot-Sample #...: A7J100103-000 **Work Order #...:** J8KP6-SMP J8KP6-DUP **Matrix.....:** WG

PARAM	RESULT	DUPLICATE RESULT	UNITS	RPD	RPD LIMIT	METHOD	PREPARATION-ANALYSIS DATE	PREP BATCH #
Antimony						SD Lot-Sample #: A7J100103-006		
	ND	ND	ug/L	0	(0-20)	SW846 6020	10/11-10/18/07	7284018
		Dilution Factor: 1				Analysis Time..: 11:36	Analyst ID.....: 002260	
		Instrument ID..: I7						
Selenium						SD Lot-Sample #: A7J100103-006		
	ND	ND	ug/L	0	(0-20)	SW846 6010B	10/11/07	7284018
		Dilution Factor: 1				Analysis Time..: 20:38	Analyst ID.....: 001644	
		Instrument ID..: I5						
Thallium						SD Lot-Sample #: A7J100103-006		
	ND	ND	ug/L	0	(0-20)	SW846 6020	10/11-10/18/07	7284018
		Dilution Factor: 1				Analysis Time..: 11:36	Analyst ID.....: 002260	
		Instrument ID..: I7						
Vanadium						SD Lot-Sample #: A7J100103-006		
	1.3 B	ND	ug/L	200	(0-20)	SW846 6010B	10/11/07	7284018
		Dilution Factor: 1				Analysis Time..: 20:38	Analyst ID.....: 001644	
		Instrument ID..: I5						
Zinc						SD Lot-Sample #: A7J100103-006		
	6.6 B,J	6.9 B	ug/L	4.2	(0-20)	SW846 6020	10/11-10/18/07	7284018
		Dilution Factor: 1				Analysis Time..: 11:36	Analyst ID.....: 002260	
		Instrument ID..: I7						

NOTE(S):

Calculations are performed before rounding to avoid round-off errors in calculated results.

B Estimated result. Result is less than RL.

J Method blank contamination. The associated method blank contains the target analyte at a reportable level.

SAMPLE DUPLICATE EVALUATION REPORT

Metals

Client Lot #...: A7J100103 **Work Order #...:** J8KRD-SMP J8KRD-DUP **Matrix.....:** WG

Date Sampled...: 10/09/07 13:20 **Date Received..:** 10/10/07

PARAM	RESULT	DUPLICATE RESULT	UNITS	RPD	RPD LIMIT	METHOD	PREPARATION-ANALYSIS DATE	PREP BATCH #
Silver						SD Lot-Sample #: A7J100103-031		
	ND	ND	ug/L	0	(0-20)	SW846 6010B	10/11/07	7284018
		Dilution Factor: 1				Analysis Time..: 22:05	Analyst ID.....: 001644	
		Instrument ID..: I5						
Aluminum						SD Lot-Sample #: A7J100103-031		
	ND	ND	ug/L	0	(0-20)	SW846 6020	10/11-10/18/07	7284018
		Dilution Factor: 1				Analysis Time..: 12:38	Analyst ID.....: 002260	
		Instrument ID..: I7						
Arsenic						SD Lot-Sample #: A7J100103-031		
	40.5	48.6	ug/L	18	(0-20)	SW846 6010B	10/11/07	7284018
		Dilution Factor: 1				Analysis Time..: 22:05	Analyst ID.....: 001644	
		Instrument ID..: I5						
Barium						SD Lot-Sample #: A7J100103-031		
	72.4 J	83.3	ug/L	14	(0-20)	SW846 6010B	10/11/07	7284018
		Dilution Factor: 1				Analysis Time..: 22:05	Analyst ID.....: 001644	
		Instrument ID..: I5						
Beryllium						SD Lot-Sample #: A7J100103-031		
	ND	ND	ug/L	0	(0-20)	SW846 6020	10/11-10/18/07	7284018
		Dilution Factor: 1				Analysis Time..: 12:38	Analyst ID.....: 002260	
		Instrument ID..: I7						
Calcium						SD Lot-Sample #: A7J100103-031		
	81500 J	93700	ug/L	14	(0-20)	SW846 6010B	10/11/07	7284018
		Dilution Factor: 1				Analysis Time..: 22:05	Analyst ID.....: 001644	
		Instrument ID..: I5						
Cadmium						SD Lot-Sample #: A7J100103-031		
	ND	ND	ug/L	0	(0-20)	SW846 6020	10/11-10/18/07	7284018
		Dilution Factor: 1				Analysis Time..: 12:38	Analyst ID.....: 002260	
		Instrument ID..: I7						
Cobalt						SD Lot-Sample #: A7J100103-031		
	ND	ND	ug/L	0	(0-20)	SW846 6010B	10/11/07	7284018
		Dilution Factor: 1				Analysis Time..: 22:05	Analyst ID.....: 001644	
		Instrument ID..: I5						
Chromium						SD Lot-Sample #: A7J100103-031		
	ND	ND	ug/L	0	(0-20)	SW846 6010B	10/11/07	7284018
		Dilution Factor: 1				Analysis Time..: 22:05	Analyst ID.....: 001644	
		Instrument ID..: I5						

(Continued on next page)

SAMPLE DUPLICATE EVALUATION REPORT

Metals

Lot-Sample #...: A7J100103-000 **Work Order #...:** J8KRD-SMP J8KRD-DUP **Matrix.....:** WG

PARAM	RESULT	DUPLICATE RESULT	UNITS	RPD	RPD LIMIT	METHOD	PREPARATION-ANALYSIS DATE	PREP BATCH #
Copper						SD Lot-Sample #: A7J100103-031		
	ND	ND	ug/L	0	(0-20)	SW846 6010B	10/11/07	7284018
		Dilution Factor: 1				Analysis Time..: 22:05	Analyst ID.....: 001644	
		Instrument ID..: I5						
Iron						SD Lot-Sample #: A7J100103-031		
	1100	1040	ug/L	5.5	(0-20)	SW846 6020	10/11-10/18/07	7284018
		Dilution Factor: 1				Analysis Time..: 12:38	Analyst ID.....: 002260	
		Instrument ID..: I7						
Mercury						SD Lot-Sample #: A7J100103-031		
	ND	ND	ug/L	0	(0-20)	SW846 7470A	10/11-10/15/07	7284018
		Dilution Factor: 1				Analysis Time..: 13:08	Analyst ID.....: 001086	
		Instrument ID..: H4						
Potassium						SD Lot-Sample #: A7J100103-031		
	3230 J	3710	ug/L	14	(0-20)	SW846 6010B	10/11/07	7284018
		Dilution Factor: 1				Analysis Time..: 22:05	Analyst ID.....: 001644	
		Instrument ID..: I5						
Magnesium						SD Lot-Sample #: A7J100103-031		
	65300 J	75100	ug/L	14	(0-20)	SW846 6010B	10/11/07	7284018
		Dilution Factor: 1				Analysis Time..: 22:05	Analyst ID.....: 001644	
		Instrument ID..: I5						
Manganese						SD Lot-Sample #: A7J100103-031		
	56.1 J	64.1	ug/L	13	(0-20)	SW846 6010B	10/11/07	7284018
		Dilution Factor: 1				Analysis Time..: 22:05	Analyst ID.....: 001644	
		Instrument ID..: I5						
Sodium						SD Lot-Sample #: A7J100103-031		
	25500	29500	ug/L	15	(0-20)	SW846 6010B	10/11/07	7284018
		Dilution Factor: 1				Analysis Time..: 22:05	Analyst ID.....: 001644	
		Instrument ID..: I5						
Nickel						SD Lot-Sample #: A7J100103-031		
	ND	ND	ug/L	0	(0-20)	SW846 6010B	10/11/07	7284018
		Dilution Factor: 1				Analysis Time..: 22:05	Analyst ID.....: 001644	
		Instrument ID..: I5						
Lead						SD Lot-Sample #: A7J100103-031		
	ND	ND	ug/L	0	(0-20)	SW846 6010B	10/11/07	7284018
		Dilution Factor: 1				Analysis Time..: 22:05	Analyst ID.....: 001644	
		Instrument ID..: I5						

(Continued on next page)

SAMPLE DUPLICATE EVALUATION REPORT

Metals

Lot-Sample #...: A7J100103-000 **Work Order #...:** J8KRD-SMP J8KRD-DUP **Matrix.....:** WG

PARAM	RESULT	DUPLICATE RESULT	UNITS	RPD	RPD LIMIT	METHOD	PREPARATION-ANALYSIS DATE	PREP BATCH #
Antimony						SD Lot-Sample #: A7J100103-031		
	ND	ND	ug/L	0	(0-20)	SW846 6020	10/11-10/18/07	7284018
			Dilution Factor: 1			Analysis Time..: 12:38	Analyst ID.....: 002260	
			Instrument ID..: I7					
Selenium						SD Lot-Sample #: A7J100103-031		
	ND	ND	ug/L	0	(0-20)	SW846 6010B	10/11/07	7284018
			Dilution Factor: 1			Analysis Time..: 22:05	Analyst ID.....: 001644	
			Instrument ID..: I5					
Thallium						SD Lot-Sample #: A7J100103-031		
	ND	ND	ug/L	0	(0-20)	SW846 6020	10/11-10/18/07	7284018
			Dilution Factor: 1			Analysis Time..: 12:38	Analyst ID.....: 002260	
			Instrument ID..: I7					
Vanadium						SD Lot-Sample #: A7J100103-031		
	ND	ND	ug/L	0	(0-20)	SW846 6010B	10/11/07	7284018
			Dilution Factor: 1			Analysis Time..: 22:05	Analyst ID.....: 001644	
			Instrument ID..: I5					
Zinc						SD Lot-Sample #: A7J100103-031		
	3.1 B,J	2.9 B	ug/L	5.7	(0-20)	SW846 6020	10/11-10/18/07	7284018
			Dilution Factor: 1			Analysis Time..: 12:38	Analyst ID.....: 002260	
			Instrument ID..: I7					

NOTE(S):

Calculations are performed before rounding to avoid round-off errors in calculated results.

J Method blank contamination. The associated method blank contains the target analyte at a reportable level.

B Estimated result. Result is less than RL.

SAMPLE DUPLICATE EVALUATION REPORT

Metals

Client Lot #...: A7J100103 **Work Order #...:** J8KP8-SMP J8KP8-DUP **Matrix.....:** WG

Date Sampled...: 10/09/07 14:45 **Date Received..:** 10/10/07

PARAM	RESULT	DUPLICATE RESULT	UNITS	RPD	RPD LIMIT	METHOD	PREPARATION-ANALYSIS DATE	PREP BATCH #
Silver						SD Lot-Sample #: A7J100103-008		
	ND	ND	ug/L	0	(0-20)	SW846 6010B	10/12/07	7285017
		Dilution Factor: 1				Analysis Time..: 16:35	Analyst ID.....: 001644	
		Instrument ID..: I5						
Aluminum						SD Lot-Sample #: A7J100103-008		
	ND	ND	ug/L	0	(0-20)	SW846 6020	10/12-10/18/07	7285017
		Dilution Factor: 1				Analysis Time..: 13:19	Analyst ID.....: 002260	
		Instrument ID..: I7						
Arsenic						SD Lot-Sample #: A7J100103-008		
	34.9	31.7	ug/L	9.6	(0-20)	SW846 6010B	10/12/07	7285017
		Dilution Factor: 1				Analysis Time..: 16:35	Analyst ID.....: 001644	
		Instrument ID..: I5						
Barium						SD Lot-Sample #: A7J100103-008		
	78.1	74.3	ug/L	4.9	(0-20)	SW846 6010B	10/12/07	7285017
		Dilution Factor: 1				Analysis Time..: 16:35	Analyst ID.....: 001644	
		Instrument ID..: I5						
Beryllium						SD Lot-Sample #: A7J100103-008		
	ND	ND	ug/L	0	(0-20)	SW846 6020	10/12-10/18/07	7285017
		Dilution Factor: 1				Analysis Time..: 16:07	Analyst ID.....: 002260	
		Instrument ID..: I7						
Calcium						SD Lot-Sample #: A7J100103-008		
	120000	114000	ug/L	4.8	(0-20)	SW846 6010B	10/12/07	7285017
		Dilution Factor: 1				Analysis Time..: 16:35	Analyst ID.....: 001644	
		Instrument ID..: I5						
Cadmium						SD Lot-Sample #: A7J100103-008		
	ND	ND	ug/L	0	(0-20)	SW846 6020	10/12-10/18/07	7285017
		Dilution Factor: 1				Analysis Time..: 13:19	Analyst ID.....: 002260	
		Instrument ID..: I7						
Cobalt						SD Lot-Sample #: A7J100103-008		
	ND	ND	ug/L	0	(0-20)	SW846 6010B	10/12/07	7285017
		Dilution Factor: 1				Analysis Time..: 16:35	Analyst ID.....: 001644	
		Instrument ID..: I5						
Chromium						SD Lot-Sample #: A7J100103-008		
	5.6	ND	ug/L	200	(0-20)	SW846 6010B	10/12/07	7285017
		Dilution Factor: 1				Analysis Time..: 16:35	Analyst ID.....: 001644	
		Instrument ID..: I5						

(Continued on next page)

SAMPLE DUPLICATE EVALUATION REPORT

Metals

Lot-Sample #...: A7J100103-000 **Work Order #...:** J8KP8-SMP J8KP8-DUP **Matrix.....:** WG

PARAM	RESULT	DUPLICATE RESULT	UNITS	RPD	RPD LIMIT	METHOD	PREPARATION-ANALYSIS DATE	PREP BATCH #
Copper						SD Lot-Sample #: A7J100103-008		
	ND	ND	ug/L	0	(0-20)	SW846 6010B	10/12/07	7285017
		Dilution Factor: 1				Analysis Time..: 16:35	Analyst ID.....: 001644	
		Instrument ID..: I5						
Iron						SD Lot-Sample #: A7J100103-008		
	1460	1520	ug/L	3.7	(0-20)	SW846 6020	10/12-10/18/07	7285017
		Dilution Factor: 1				Analysis Time..: 13:19	Analyst ID.....: 002260	
		Instrument ID..: I7						
Mercury						SD Lot-Sample #: A7J100103-008		
	ND	ND	ug/L	0	(0-20)	SW846 7470A	10/12-10/15/07	7285017
		Dilution Factor: 1				Analysis Time..: 14:58	Analyst ID.....: 001086	
		Instrument ID..: H4						
Potassium						SD Lot-Sample #: A7J100103-008		
	3470 J	3290	ug/L	5.3	(0-20)	SW846 6010B	10/12/07	7285017
		Dilution Factor: 1				Analysis Time..: 16:35	Analyst ID.....: 001644	
		Instrument ID..: I5						
Magnesium						SD Lot-Sample #: A7J100103-008		
	48400	46100	ug/L	4.9	(0-20)	SW846 6010B	10/12/07	7285017
		Dilution Factor: 1				Analysis Time..: 16:35	Analyst ID.....: 001644	
		Instrument ID..: I5						
Manganese						SD Lot-Sample #: A7J100103-008		
	74.6 J	68.2	ug/L	9.0	(0-20)	SW846 6010B	10/12/07	7285017
		Dilution Factor: 1				Analysis Time..: 16:35	Analyst ID.....: 001644	
		Instrument ID..: I5						
Sodium						SD Lot-Sample #: A7J100103-008		
	18100	17100	ug/L	5.7	(0-20)	SW846 6010B	10/12/07	7285017
		Dilution Factor: 1				Analysis Time..: 16:35	Analyst ID.....: 001644	
		Instrument ID..: I5						
Nickel						SD Lot-Sample #: A7J100103-008		
	5.1 B	ND	ug/L	200	(0-20)	SW846 6010B	10/12/07	7285017
		Dilution Factor: 1				Analysis Time..: 16:35	Analyst ID.....: 001644	
		Instrument ID..: I5						
Lead						SD Lot-Sample #: A7J100103-008		
	ND	ND	ug/L	0	(0-20)	SW846 6010B	10/12/07	7285017
		Dilution Factor: 1				Analysis Time..: 16:35	Analyst ID.....: 001644	
		Instrument ID..: I5						

(Continued on next page)

SAMPLE DUPLICATE EVALUATION REPORT

Metals

Lot-Sample #...: A7J100103-000 **Work Order #...:** J8KP8-SMP J8KP8-DUP **Matrix.....:** WG

PARAM	RESULT	DUPLICATE RESULT	UNITS	RPD	RPD LIMIT	METHOD	PREPARATION-ANALYSIS DATE	PREP BATCH #
Antimony						SD Lot-Sample #: A7J100103-008		
	0.23 B	ND	ug/L	200	(0-20)	SW846 6020	10/12-10/18/07	7285017
		Dilution Factor: 1				Analysis Time..: 13:19	Analyst ID.....: 002260	
		Instrument ID..: I7						
Selenium						SD Lot-Sample #: A7J100103-008		
	ND	ND	ug/L	0	(0-20)	SW846 6010B	10/12/07	7285017
		Dilution Factor: 1				Analysis Time..: 16:35	Analyst ID.....: 001644	
		Instrument ID..: I5						
Thallium						SD Lot-Sample #: A7J100103-008		
	ND	ND	ug/L	0	(0-20)	SW846 6020	10/12-10/18/07	7285017
		Dilution Factor: 1				Analysis Time..: 13:19	Analyst ID.....: 002260	
		Instrument ID..: I7						
Vanadium						SD Lot-Sample #: A7J100103-008		
	ND	ND	ug/L	0	(0-20)	SW846 6010B	10/12/07	7285017
		Dilution Factor: 1				Analysis Time..: 16:35	Analyst ID.....: 001644	
		Instrument ID..: I5						
Zinc						SD Lot-Sample #: A7J100103-008		
	3.9 B	4.7 B	ug/L	18	(0-20)	SW846 6020	10/12-10/18/07	7285017
		Dilution Factor: 1				Analysis Time..: 13:19	Analyst ID.....: 002260	
		Instrument ID..: I7						

NOTE(S):

Calculations are performed before rounding to avoid round-off errors in calculated results.

J Method blank contamination. The associated method blank contains the target analyte at a reportable level.

B Estimated result. Result is less than RL.

GENERAL CHEMISTRY DATA

Environmental Quality Mgt., Inc.

Client Sample ID: FWGLL11mw-002C-0528-GW

General Chemistry

Lot-Sample #...: A7J100103-001 **Work Order #...:** J8KPX **Matrix.....:** WG
Date Sampled...: 10/08/07 09:55 **Date Received...:** 10/10/07

PARAMETER	RESULT	RL	UNITS	METHOD	PREPARATION-ANALYSIS DATE	PREP BATCH #
Cyanide, Total	ND	0.010	mg/L	SW846 9012A	10/11/07	7284321
	Dilution Factor: 1			MDL.....: 0.0050		
Nitrocellulose	ND	0.50	mg/L	MCAWW 353.2	10/19-10/23/07	7292295
	Dilution Factor: 1			MDL.....: 0.12		

Environmental Quality Mgt., Inc.

Client Sample ID: FWGLL11mw-DUP4-0554-GW

General Chemistry

Lot-Sample #...: A7J100103-003 Work Order #...: J8KP2 Matrix.....: WG
Date Sampled...: 10/08/07 09:55 Date Received..: 10/10/07

PARAMETER	RESULT	RL	UNITS	METHOD	PREPARATION-ANALYSIS DATE	PREP BATCH #
Cyanide, Total	ND	0.010	mg/L	SW846 9012A	10/11/07	7284321
	Dilution Factor: 1			MDL.....: 0.0050		
Nitrocellulose	ND	0.50	mg/L	MCAWW 353.2	10/19-10/23/07	7292295
	Dilution Factor: 1			MDL.....: 0.12		

Environmental Quality Mgt., Inc.

Client Sample ID: FWGRQLmw-008C-0546-GW

General Chemistry

Lot-Sample #...: A7J100103-005 Work Order #...: J8KP4 Matrix.....: WG
Date Sampled...: 10/09/07 12:10 Date Received..: 10/10/07

PARAMETER	RESULT	RL	UNITS	METHOD	PREPARATION-ANALYSIS DATE	PREP BATCH #
Cyanide, Total	ND	0.010	mg/L	SW846 9012A	10/11/07	7285102
		Dilution Factor: 1		MDL.....: 0.0050		
Nitrocellulose	ND	0.50	mg/L	MCAWW 353.2	10/19-10/23/07	7292295
		Dilution Factor: 1		MDL.....: 0.12		

Environmental Quality Mgt., Inc.

Client Sample ID: FWGLL12mw-183C-0532-GW

General Chemistry

Lot-Sample #...: A7J100103-007 **Work Order #...:** J8KP7 **Matrix.....:** WG
Date Sampled...: 10/09/07 14:45 **Date Received...:** 10/10/07

PARAMETER	RESULT	RL	UNITS	METHOD	PREPARATION-ANALYSIS DATE	PREP BATCH #
Cyanide, Total	ND	0.010	mg/L	SW846 9012A	10/11/07	7284321
		Dilution Factor: 1		MDL.....: 0.0050		
Nitrate-Nitrite	**0.02 B**	**0.1**	**mg/L**	**MCAWW 353.2**	**10/16/07**	**7289476**
		Dilution Factor: 1		MDL.....: 0.02		
Nitrocellulose	ND	0.50	mg/L	MCAWW 353.2	10/19-10/23/07	7292295
		Dilution Factor: 1		MDL.....: 0.12		

NOTE(S):

RL Reporting Limit

B Estimated result. Result is less than RL.

Environmental Quality Mgt., Inc.

Client Sample ID: FWGLL12mw-DUP2-0552-GW

General Chemistry

Lot-Sample #...: A7J100103-009 Work Order #...: J8KP9 Matrix.....: WG
Date Sampled...: 10/09/07 14:45 Date Received..: 10/10/07

PARAMETER	RESULT	RL	UNITS	METHOD	PREPARATION-ANALYSIS DATE	PREP BATCH #
Cyanide, Total	ND	0.010	mg/L	SW846 9012A	10/11/07	7284321
		Dilution Factor: 1		MDL.....: 0.0050		
Nitrate-Nitrite	**0.02 B**	**0.1**	**mg/L**	**MCAWW 353.2**	***10/16/07***	***7289476***
		Dilution Factor: 1		MDL.....: 0.02		
Nitrocellulose	ND	0.50	mg/L	MCAWW 353.2	10/19-10/23/07	7292295
		Dilution Factor: 1		MDL.....: 0.12		

NOTE(S):

RL Reporting Limit

B Estimated result. Result is less than RL.

Environmental Quality Mgt., Inc.

Client Sample ID: FWGCBPmw-007C-0524-GW

General Chemistry

Lot-Sample #...: A7J100103-012 **Work Order #...:** J8KQE **Matrix.....:** WG
Date Sampled...: 10/09/07 09:00 **Date Received..:** 10/10/07

PARAMETER	RESULT	RL	UNITS	METHOD	PREPARATION-ANALYSIS DATE	PREP BATCH #
Cyanide, Total	ND	0.010	mg/L	SW846 9012A	10/11/07	7284321
		Dilution Factor: 1		MDL.....: 0.0050		
Nitrocellulose	ND	0.50	mg/L	MCAWW 353.2	10/19-10/23/07	7292295
		Dilution Factor: 1		MDL.....: 0.12		

Environmental Quality Mgt., Inc.

Client Sample ID: FWGEEQUIPRINSE2-0557-GW

General Chemistry

Lot-Sample #...: A7J100103-014 **Work Order #...:** J8KQH **Matrix.....:** WG
Date Sampled...: 10/09/07 11:20 **Date Received...:** 10/10/07

PARAMETER	RESULT	RL	UNITS	METHOD	PREPARATION-ANALYSIS DATE	PREP BATCH #
Cyanide, Total	ND	0.010	mg/L	SW846 9012A	10/11/07	7284321
		Dilution Factor: 1		MDL.....: 0.0050		
Nitrocellulose	ND	0.50	mg/L	MCAWW 353.2	10/19-10/23/07	7292295
		Dilution Factor: 1		MDL.....: 0.12		

Environmental Quality Mgt., Inc.

Client Sample ID: FWGCBPmw-006C-0523-GW

General Chemistry

Lot-Sample #...: A7J100103-015 **Work Order #...:** J8KQT **Matrix.....:** WG
Date Sampled...: 10/09/07 12:40 **Date Received..:** 10/10/07

PARAMETER	RESULT	RL	UNITS	METHOD	PREPARATION-ANALYSIS DATE	PREP BATCH #
Cyanide, Total	ND	0.010	mg/L	SW846 9012A	10/11/07	7284321
		Dilution Factor: 1		MDL.....: 0.0050		
Nitrocellulose	ND	0.50	mg/L	MCAWW 353.2	10/19-10/23/07	7292295
		Dilution Factor: 1		MDL.....: 0.12		

Environmental Quality Mgt., Inc.

Client Sample ID: FWGLL4mw-198C-0543-GW

General Chemistry

Lot-Sample #...: A7J100103-017 Work Order #...: J8KQL Matrix.....: WG
Date Sampled...: 10/09/07 14:25 Date Received...: 10/10/07

PARAMETER	RESULT	RL	UNITS	METHOD	PREPARATION-ANALYSIS DATE	PREP BATCH #
Cyanide, Total	ND	0.010	mg/L	SW846 9012A	10/11/07	7284321
		Dilution Factor: 1		MDL.....: 0.0050		
Nitrocellulose	ND	0.50	mg/L	MCAWW 353.2	10/19-10/23/07	7292295
		Dilution Factor: 1		MDL.....: 0.12		

Environmental Quality Mgt., Inc.

Client Sample ID: FWGLL4mw-199C-0544-GW

General Chemistry

Lot-Sample #...: A7J100103-019 **Work Order #...:** J8KQP **Matrix.....:** WG
Date Sampled...: 10/09/07 16:20 **Date Received..:** 10/10/07

PARAMETER	RESULT	RL	UNITS	METHOD	PREPARATION-ANALYSIS DATE	PREP BATCH #
Cyanide, Total	ND	0.010	mg/L	SW846 9012A	10/11/07	7284321
		Dilution Factor: 1		MDL.....: 0.0050		
Nitrocellulose	ND	0.50	mg/L	MCAWW 353.2	10/19-10/23/07	7292295
		Dilution Factor: 1		MDL.....: 0.12		

Environmental Quality Mgt., Inc.

Client Sample ID: FWGLL1mw-080C-0536-GW

General Chemistry

Lot-Sample #...: A7J100103-021 Work Order #...: J8KQT Matrix.....: WG
Date Sampled...: 10/08/07 17:00 Date Received..: 10/10/07

PARAMETER	RESULT	RL	UNITS	METHOD	PREPARATION-ANALYSIS DATE	PREP BATCH #
Cyanide, Total	ND	0.010	mg/L	SW846 9012A	10/11/07	7284321
		Dilution Factor: 1		MDL.....: 0.0050		
Nitrocellulose	ND	0.50	mg/L	MCAWW 353.2	10/19-10/23/07	7292295
		Dilution Factor: 1		MDL.....: 0.12		

Environmental Quality Mgt., Inc.

Client Sample ID: FWGRQLmw-009C-0547-GW

General Chemistry

Lot-Sample #...: A7J100103-024 **Work Order #...:** J8KQX **Matrix.....:** WG
Date Sampled...: 10/09/07 09:30 **Date Received...:** 10/10/07

PARAMETER	RESULT	RL	UNITS	METHOD	PREPARATION-ANALYSIS DATE	PREP BATCH #
Cyanide, Total	ND	0.010	mg/L	SW846 9012A	10/11/07	7284321
		Dilution Factor: 1		MDL.....: 0.0050		
Nitrocellulose	ND	0.50	mg/L	MCAWW 353.2	10/19-10/23/07	7292295
		Dilution Factor: 1		MDL.....: 0.12		

Environmental Quality Mgt., Inc.

Client Sample ID: FWGRQLmw-DUP3-0553-GW

General Chemistry

Lot-Sample #...: A7J100103-026 **Work Order #...:** J8KQ1 **Matrix.....:** WG
Date Sampled...: 10/09/07 10:30 **Date Received..:** 10/10/07

PARAMETER	RESULT	RL	UNITS	METHOD	PREPARATION-ANALYSIS DATE	PREP BATCH #
Cyanide, Total	ND	0.010	mg/L	SW846 9012A	10/11/07	7284321
		Dilution Factor: 1		MDL.....: 0.0050		
Nitrocellulose	ND	0.50	mg/L	MCAWW 353.2	10/19-10/23/07	7292295
		Dilution Factor: 1		MDL.....: 0.12		

Environmental Quality Mgt., Inc.

Client Sample ID: FWGRQLmw-007C-0545-GW

General Chemistry

Lot-Sample #...: A7J100103-028 Work Order #...: J8KQ3 Matrix.....: WG
Date Sampled...: 10/09/07 11:50 Date Received..: 10/10/07

PARAMETER	RESULT	RL	UNITS	METHOD	PREPARATION-ANALYSIS DATE	PREP BATCH #
Cyanide, Total	ND	0.010	mg/L	SW846 9012A	10/11/07	7284321
		Dilution Factor: 1		MDL.....: 0.0050		
Nitrocellulose	ND	0.50	mg/L	MCAWW 353.2	10/19-10/23/07	7292295
		Dilution Factor: 1		MDL.....: 0.12		

Environmental Quality Mgt., Inc.

Client Sample ID: FWGLL12mw-182C-0531-GW

General Chemistry

Lot-Sample #...: A7J100103-030 **Work Order #...:** J8KQ7 **Matrix.....:** WG
Date Sampled...: 10/09/07 13:20 **Date Received..:** 10/10/07

PARAMETER	RESULT	RL	UNITS	METHOD	PREPARATION-ANALYSIS DATE	PREP BATCH #
Cyanide, Total	ND	0.010	mg/L	SW846 9012A	10/17/07	7290619
		Dilution Factor: 1		MDL.....: 0.0050		
Nitrate-Nitrite	ND	0.1	mg/L	MCAWW 353.2	10/16/07	7289476
		Dilution Factor: 1		MDL.....: 0.02		
Nitrocellulose	ND	0.50	mg/L	MCAWW 353.2	10/19-10/23/07	7292295
		Dilution Factor: 1		MDL.....: 0.12		

Environmental Quality Mgt., Inc.

Client Sample ID: FWGLL12mw-153C-0530-GW

General Chemistry

Lot-Sample #...: A7J100103-032 Work Order #...: J8KRF Matrix.....: WG
Date Sampled...: 10/09/07 15:45 Date Received..: 10/10/07

PARAMETER	RESULT	RL	UNITS	METHOD	PREPARATION-ANALYSIS DATE	PREP BATCH #
Cyanide, Total	ND	0.010	mg/L	SW846 9012A	10/17/07	7290619
		Dilution Factor: 1		MDL.....: 0.0050		
Nitrate-Nitrite	**0.02 B**	**0.1**	**mg/L**	**MCAWW 353.2**	**10/16/07**	**7289476**
		Dilution Factor: 1		MDL.....: *0.02*		
Nitrocellulose	ND	0.50	mg/L	MCAWW 353.2	10/19-10/23/07	7292295
		Dilution Factor: 1		MDL.....: 0.12		

NOTE(S):

RL Reporting Limit

B Estimated result. Result is less than RL.

METHOD BLANK REPORT

General Chemistry

Client Lot #...: A7J100103 **Matrix.....:** WATER

PARAMETER	RESULT	REPORTING LIMIT	UNITS	METHOD	PREPARATION-ANALYSIS DATE	PREP BATCH #
Cyanide, Total		Work Order #: J8PHT1AA		MB Lot-Sample #:	A7J110000-321	
	ND	0.010	mg/L	SW846 9012A	10/11/07	7284321
		Dilution Factor: 1				
Cyanide, Total		Work Order #: J8RTG1AA		MB Lot-Sample #:	A7J120000-102	
	ND	0.010	mg/L	SW846 9012A	10/11/07	7285102
		Dilution Factor: 1				
Cyanide, Total		Work Order #: J87WQ1AA		MB Lot-Sample #:	A7J170000-619	
	ND	0.010	mg/L	SW846 9012A	10/17/07	7290619
		Dilution Factor: 1				
Nitrate-Nitrite		Work Order #: J833E1AA		MB Lot-Sample #:	A7J160000-476	
	ND	0.1	mg/L	MCAWW 353.2	10/16/07	7289476
		Dilution Factor: 1				
Nitrocellulose		Work Order #: J9DT11AA		MB Lot-Sample #:	G7J190000-295	
	ND	0.50	mg/L	MCAWW 353.2	10/19-10/23/07	7292295
		Dilution Factor: 1				

NOTE(S):

Calculations are performed before rounding to avoid round-off errors in calculated results.

Environmental Quality Mgt., Inc.

Client Sample ID: FWGEQUIPRINSE1-0556-GW

General Chemistry

Lot-Sample #...: A7J090101-014 **Work Order #...:** J8G52 **Matrix.....:** WQ
Date Sampled...: 10/08/07 16:10 **Date Received..:** 10/09/07

PARAMETER	RESULT	RL	UNITS	METHOD	PREPARATION-ANALYSIS DATE	PREP BATCH #
Cyanide, Total	ND	0.010	mg/L	SW846 9012A	10/10/07	7283370
		Dilution Factor: 1		MDL.....: 0.0050		
Nitrocellulose	ND	0.50	mg/L	MCAWW 353.2	10/18-10/20/07	7291326
		Dilution Factor: 1		MDL.....: 0.12		

LABORATORY CONTROL SAMPLE EVALUATION REPORT

General Chemistry

Client Lot #...: A7J100103 **Matrix.....:** WATER

PARAMETER	PERCENT RECOVERY	RECOVERY LIMITS	METHOD	PREPARATION-ANALYSIS DATE	PREP BATCH #
Cyanide, Total		Work Order #: J8PHT1AC	LCS Lot-Sample#: A7J110000-321		
	105	(69 - 118)	SW846 9012A	10/11/07	7284321
		Dilution Factor: 1			
Cyanide, Total		Work Order #: J8RTG1AC	LCS Lot-Sample#: A7J120000-102		
	72	(69 - 118)	SW846 9012A	10/11/07	7285102
		Dilution Factor: 1			
Cyanide, Total		Work Order #: J87WQ1AC	LCS Lot-Sample#: A7J170000-619		
	97	(69 - 118)	SW846 9012A	10/17/07	7290619
		Dilution Factor: 1			
Nitrate-Nitrite		Work Order #: J833E1AC	LCS Lot-Sample#: A7J160000-476		
	102	(79 - 117)	MCAWW 353.2	10/16/07	7289476
		Dilution Factor: 1			
Nitrocellulose		Work Order #: J9DT11AC	LCS Lot-Sample#: G7J190000-295		
	37	(37 - 155)	MCAWW 353.2	10/19-10/23/07	7292295
		Dilution Factor: 1			

NOTE(S):

Calculations are performed before rounding to avoid round-off errors in calculated results.

MATRIX SPIKE SAMPLE EVALUATION REPORT

General Chemistry

Client Lot #...: A7J100103 **Matrix.....:** WG
Date Sampled...: 10/09/07 13:20 **Date Received..:** 10/10/07

PARAMETER	PERCENT RECOVERY	RECOVERY LIMITS	RPD	RPD LIMITS	METHOD	PREPARATION-ANALYSIS DATE	PREP BATCH #
Cyanide, Total		WO#: J8KP41AM-MS/J8KP41AN-MSD				MS Lot-Sample #: A7J100103-005	
	89	(42 - 140)			SW846 9012A	10/11/07	7285102
	100	(42 - 140)	12	(0-20)	SW846 9012A	10/11/07	7285102
		Dilution Factor: 1					
Cyanide, Total		WO#: J8KQ31AK-MS/J8KQ31AL-MSD				MS Lot-Sample #: A7J100103-028	
	100	(42 - 140)			SW846 9012A	10/11/07	7284321
	100	(42 - 140)	0.0	(0-20)	SW846 9012A	10/11/07	7284321
		Dilution Factor: 1					
Cyanide, Total		WO#: J8KQ71AM-MS/J8KQ71AN-MSD				MS Lot-Sample #: A7J100103-030	
	81	(42 - 140)			SW846 9012A	10/17/07	7290619
	86	(42 - 140)	5.7	(0-20)	SW846 9012A	10/17/07	7290619
		Dilution Factor: 1					
Nitrate-Nitrite		WO#: J8KQ71A5-MS/J8KQ71A6-MSD				MS Lot-Sample #: A7J100103-030	
	85	(34 - 125)			MCAWW 353.2	10/16/07	7289476
	85	(34 - 125)	0.16	(0-20)	MCAWW 353.2	10/16/07	7289476
		Dilution Factor: 1					
Nitrocellulose		WO#: J8KP41AX-MS/J8KP41A0-MSD				MS Lot-Sample #: A7J100103-005	
	78	(37 - 155)			MCAWW 353.2	10/19-10/23/07	7292295
	91	(37 - 155)	15	(0-15)	MCAWW 353.2	10/19-10/23/07	7292295
		Dilution Factor: 1					
Nitrocellulose		WO#: J8KQ71AX-MS/J8KQ71A0-MSD				MS Lot-Sample #: A7J100103-030	
	61	(37 - 155)			MCAWW 353.2	10/19-10/23/07	7292295
	47 *	(37 - 155)	26	(0-15)	MCAWW 353.2	10/19-10/23/07	7292295
		Dilution Factor: 1					

NOTE(S):

Calculations are performed before rounding to avoid round-off errors in calculated results.

* *Relative percent difference (RPD) is outside stated control limits.*

STL-Canton
Konelab 250

Date : 2007-10-11
Time : 13.31

Test Cyanide
Unit mg/l

Sample ID:	Result	Resp.	Dilut	Man.dilut	Date and Time
CCB-CN	-0.0012	0.008			2007-10-11 09.59
CCV-CN 0.1	0.1046	0.104	104.6		2007-10-11 10.00
CCV-CN 0.1	0.1001	0.100	100.1		2007-10-11 10.59
CCB-CN	-0.0017	0.008			2007-10-11 11.00
BLANK	-0.0014	0.008			2007-10-11 11.00
J8KQH	0.0014	0.011			2007-10-11 11.00
J8KQX	0.0008	0.010			2007-10-11 11.00
J8KQ1	-0.0008	0.009			2007-10-11 11.00
J8KQ3	0.0016	0.011			2007-10-11 11.00
J8KQ3 MS	0.0415	0.047			2007-10-11 11.00
J8KQ3 MSD	0.0415	0.047			2007-10-11 11.00
CCV-CN 0.1	0.0989	0.099	98.9		2007-10-11 11.05
CCB-CN	-0.0013	0.008			2007-10-11 11.05
J8KPX	0.0005	0.010			2007-10-11 11.05
J8KW0 MFO 10/11/07	0.0032	0.012			2007-10-11 11.05
J8LE2T	0.0026	0.012			2007-10-11 11.05
J8KP2	-0.0009	0.009			2007-10-11 11.05
J8KP4	0.0001	0.010			2007-10-11 11.05
J8KP7	-0.0001	0.009			2007-10-11 11.05
J8KP9	-0.0004	0.009			2007-10-11 11.05
J8KQE	-0.0011	0.008			2007-10-11 11.05
J8KQJ	-0.0008	0.009			2007-10-11 11.05
CCV-CN 0.1	0.0987	0.099	98.7		2007-10-11 11.10
CCB-CN	-0.0015	0.008			2007-10-11 11.10
ICV 0.1	0.0928	0.094	92.8		2007-10-11 11.10
MRL 0.005	0.0039	0.013	78		2007-10-11 11.10
J8KQL	-0.0000	0.009			2007-10-11 11.10
J8KQP	0.0011	0.010			2007-10-11 11.10
J8KQT	0.0011	0.010			2007-10-11 11.10
CCV-CN 0.1	0.0972	0.098	97.2		2007-10-11 11.12
CCB-CN	-0.0020	0.008			2007-10-11 11.12
J7FXM	0.8471	0.086	1+9.0		2007-10-11 11.13
CCV-CN	0.1031	0.103			2007-10-11 11.16
CCB-CN	-0.0017	0.008			2007-10-11 11.16
LCS	0.3875	0.045	1+9.0		2007-10-11 11.18
CCV-CN	0.1061	0.106			2007-10-11 11.20
CCB-CN	-0.0019	0.008			2007-10-11 11.20
LOW	0.0235	0.031			2007-10-11 11.27
CCV-CN	0.1040	0.104			2007-10-11 11.28
CCB-CN	-0.0016	0.008			2007-10-11 11.28
CCV-CN	0.1040	0.104			2007-10-11 12.25
CCB-CN	-0.0016	0.008			2007-10-11 12.25
HIGH	0.0883	0.090			2007-10-11 12.25
CCV-CN	0.1044	0.104			2007-10-11 12.26
CCB-CN	-0.0017	0.008			2007-10-11 12.26

TestAmerica, North Canton
Cyanide Reagent Sheet

Date: 10/11/2007

Analyst: SS

	Reagent Name	Reagent Number
	Sulfamic Acid	WR71116
	Magnesium Chloride	WR71120
	NaOH	LOT E22424
	Ottawa Sand	WR70439
	H2SO4	WR71066
	Chloromine T	EST 1010182
	Phosphate Buffer	EST LOT 1010059
	Pyridine Barbituric Acid	EST LOT 1009036
A	Calcium Hypochlorite	WR71057
A	Ascorbic Acid	WR70219
F	Zinc Acetate	WR71017
F	Sodium Acetate	WR70944
F	Methyl Red	WR71105

Cadmium carbonate: Sigma-Aldrich batch # 0306PB exp: 11/10/08

Conc.	Standard #	prep date	exp date
10 ppm p	CY7244	10/5/2007	10/12/2007
10 ppm s	CY7248	10/5/2007	10/12/2007
1 ppm s	CY7249	10/5/2007	10/12/2007
ICV 0.1	CY7245	10/5/2007	10/12/2007
MRL .005	CY7247	10/5/2007	10/12/2007
Cal 0.2	CY7246	10/5/2007	10/12/2007
CCV 0.1	CY7245	10/5/2007	10/12/2007

LCS ERA LOT P138-502 TV= 0.370 mg/L, 18.5 mg/kg
LCS 2 ml 1ppm s + 50 ml .25 N NaOH
tv=0.04 mg/L or 2.0 mg/kg
MS/MSD: 2 ml 1ppm s. + 50 ML SAMPLE Tv= .04 mg/L
1g Sample + 50 ml DI tv=2.0 mg/kg

STL-Canton
Konelab 250

Date : 2007-10-17
Time : 12.46

Test Cyanide
Unit mg/l

Sample ID:	Result	Resp.	Dilut	Man.dilut	Date and Time
CCB-CN	-0.0040	0.008			2007-10-17 11.09
CCV-CN 0.1	0.0935	0.099 93.5			2007-10-17 11.10
CCV-CN 0.1	0.0923	0.098 92.3			2007-10-17 11.45
CCB-CN	-0.0040	0.008			2007-10-17 11.45
BLANK	-0.0039	0.008			2007-10-17 11.45
J8NWG	0.0025	0.014			2007-10-17 11.45
J8NPJ	-0.0031	0.009			2007-10-17 11.45
J8NPX	-0.0032	0.009			2007-10-17 11.45
J8NP6	-0.0039	0.008			2007-10-17 11.45
J8NQF	-0.0032	0.009			2007-10-17 11.45
~~J8NQN~~ J8NQ2 BR lcc 10/24/07	0.0095	0.021			2007-10-17 11.45
J8NQQ	-0.0026	0.009			2007-10-17 11.45
CCV-CN 0.1	0.0915	0.097 91.5			2007-10-17 11.51
CCB-CN	-0.0035	0.009			2007-10-17 11.51
J8KQ7	-0.0020	0.010			2007-10-17 11.51
J8KQ7 MS	0.0325	0.042			2007-10-17 11.51
J8KQ7 MSD	0.0344	0.044			2007-10-17 11.51
J8KRF	-0.0032	0.009			2007-10-17 11.51
J83QM	0.0260	0.036			2007-10-17 11.51
J8WK8	-0.0017	0.010			2007-10-17 11.51
J8WK2	-0.0037	0.008			2007-10-17 11.51
J8VX0	-0.0022	0.010			2007-10-17 11.51
J8VXP	0.0006	0.012			2007-10-17 11.51
ICV 0.1	0.0949	0.100 94.9			2007-10-17 11.56
MRL 0.005	0.0020	0.014 40			2007-10-17 11.56
J8VWM	-0.0020	0.010			2007-10-17 11.56
J8THE	-0.0034	0.009			2007-10-17 11.56
J8TJ3	0.0008	0.013			2007-10-17 11.56
CCV-CN 0.1	0.0990	0.104 99			2007-10-17 11.59
CCB-CN	-0.0037	0.008			2007-10-17 11.59
LCS	0.3597	0.045	1+9.0		2007-10-17 12.04
CCV-CN	0.0997	0.105			2007-10-17 12.05
CCB-CN	-0.0042	0.008			2007-10-17 12.05
J83QM	0.0275	0.038			2007-10-17 12.14
CCV-CN	0.0979	0.103			2007-10-17 12.16
CCB-CN	-0.0037	0.008			2007-10-17 12.16

TestAmerica, North Canton
Cyanide Reagent Sheet

Date: 10/17/2007

Analyst: SS

	Reagent Name	Reagent Number
	Sulfamic Acid	WR71116
	Magnesium Chloride	WR72002
	NaOH	LOT E22424
	Ottawa Sand	WR70439
	H2SO4	WR71066
	Chloromine T	EST 1010182
	Phosphate Buffer	EST LOT 1010059
	Pyridine Barbituric Acid	EST LOT 1009036
A	Calcium Hypochlorite	WR71057
A	Ascorbic Acid	WR70219
F	Zinc Acetate	WR71017
F	Sodium Acetate	WR70944
F	Methyl Red	WR71105

Cadmium carbonate: Sigma-Aldrich batch # 0306PB exp: 11/10/08

Conc.	Standard #	prep date	exp date
10 ppm p	CY7251	10/15/2007	10/22/2007
10 ppm s	CY7255	10/15/2007	10/22/2007
1 ppm s	CY7256	10/15/2007	10/22/2007
ICV 0.1	CY7257	10/15/2007	10/22/2007
MRL .005	CY7254	10/15/2007	10/22/2007
Cal 0.2	CY7252	10/15/2007	10/22/2007
CCV 0.1	CY7253	10/15/2007	10/22/2007

LCS ERA LOT P138-502 TV= 0.370 mg/L, 18.5 mg/kg
LCS 2 ml 1ppm s + 50 ml .25 N NaOH
tv=0.04 mg/L or 2.0 mg/kg
MS/MSD: 2 ml 1ppm s. + 50 ML SAMPLE Tv= .04 mg/L
1g Sample + 50 ml DI tv=2.0 mg/kg

10/24

BRAN+LUEBBE AACE 5.23

Post-run report

STL NORTH CANTON

TRAACS AUTOANALYZER REPORT

Name of Run	: 071016D	Name of Analysis	: NO2NO3
Date of Report	: 10/16/07	System No.	: 2
Date of Run	: 10/16/07	Type of System	: TRAACS
Operator	: JAK	Start/Stop time	: 16:38 - 17:33
Comment	:		

Channel	:	1	2
Method	:	NO2	NO2NO3
Unit	:	mg/L	mg/L
Calibr. Fit	:	Linear	Linear
Corr. Coeff.	:	1.0000	0.9998 ✓
Base	:	66	57
Gain	:	31	41
Sensitivity	:	0.3097	0.2539
Sample Limit 1	:		
Sample Limit 2	:		

7289476

Pk	Cup		Sample Id	Conc	Conc	
0	0	B	Baseline	-0.0021	-0.0060M	
1	1	P	Primer	1.0059	2.0050M	
2	1	C	1/2 NO2NO3	1.0006	1.9905M	
3	2	C	0.5/1 NO2NO3	0.4983	1.0246M	
4	3	C	0.25/0.5 NO2NO3	0.2512	0.4893M	
5	4	C	0.1/0.2 NO2NO3	0.0987	0.1925M	
6	5	C	0.04/0.08 NO2NO3	0.0412	0.0830M	
7	1	H1	HIGH	1.0009	2.0210M	
8	0	L1	Low	0.0015	-0.0073M	
9	0	L1	Low	0.0018	-0.0070M	
10	2	D	Drift	0.4991	1.0348M	
11	0	B	Baseline	-0.0021	-0.0060	
12	0	N	Null	-0.0028N	-0.0036N	
13	2	QC1	ICV	0.5004	1.0288	103%
14	6	QC2	ICB	-0.0009	-0.0038	
15	7	S	NO2 .5 CAL CHECK	0.4978	0.4947M	
16	8	S	NO3 1.0 CAL CHECK	0.0010	1.0020M	
17	9	S	NO2NO3 LCS 20X	-0.0004	1.0794M	21.59
18	10	S	J8KP7	0.0070	0.0219M	

19	11	S	J8KP9	0.0034	0.0242M
20	12	S	J8KQ7	0.0055	0.0067M
21	13	S	J8KQ7 MS	0.1494	0.4340M
22	14	S	J8KQ7 MSD	0.1544	0.4333M
23	15	S	J8KRF	0.0181	0.0210M
24	36	S	R	0.0025	0.0034M
25	2	QC1	CCV	0.4914	0.9923 9990 ✓
26	6	QC2	CCB	-0.0006	-0.0042
27	16	S	J8VX0 5X	0.0019	2.1093M
28	17	S	J8VX0 10X	0.0009	1.0339M
29	18	S	J8LJL	-0.0012	0.0152M
30	19	S	J8LJQ	0.0005	0.0120M
31	20	S	J8LJ0	0.0009	-0.0154M
32	21	S	J8LJ4	-0.0006	0.0094M
33	22	S	J8L3H	0.0011	-0.0140M
34	23	S	J8NR2 5X	0.0094	2.3368*
35	24	S	J8NR2 10X	0.0046	2.3282*
36	36	S	R	-0.0002	2.3293*
37	2	QC1	CCV	0.5019	1.2475
38	6	QC2	CCB	-0.0005	0.0990
39	25	S	J8N9R 5X	0.0005	0.1849M
40	26	S	J8N9R 10X	-0.0017	0.1079M
41	27	S	J8PC7 5X	-0.0021	0.0297M
42	28	S	J8PC7 10X	-0.0013	0.0132
43	29	S	J8PDG	-0.0015	0.0068
44	30	S	J8PEH	0.0025	-0.0041M
45	31	S	J8PFH	0.0000	0.0456M
46	32	S	J8VWM 5X	0.0017	2.0748M
47	33	S	J8VWM 10X	-0.0000	1.0741M
48	36	S	R	-0.0005	0.0031M
49	2	QC1	CCV	0.4994	0.9977 10090
50	6	QC2	CCB	-0.0003	-0.0039
51	34	S	J8VXP 5X	-0.0008	0.0506M
52	35	S	J8VXP 10X	-0.0008	0.0285M
53	36	S	R	-0.0019	0.0011M
54	2	QC1	CCV	0.4977	1.0162 10290
55	6	QC2	CCB	-0.0022	-0.0034
56	2	D	Drift	0.4991	1.0348M
57	0	B	Baseline	-0.0021	-0.0060
58	0	B	FinalBase	-0.0021	-0.0060

QC Limits

Channel	:	1	2
QC 1	Unused		
QC 2	Unused		
QC 3	Unused		
QC 4	Unused		
QC 5	Unused		
QC 6	Unused		
QC 7	Unused		
QC 8	Unused		
QC 9	Unused		
QC10	Unused		

CORRECTIONS

Channel	:	1	2
Baseline	:	Yes	Yes
Drift	:	Yes	Yes
Carry over	:	Yes	Yes
	%:	1.7	1.2

---

* ... Sample offscale
\+ ... Result higher than sample limit
\- ... Result lower than sample limit
P ... Standard passed
F ... Standard failed
N ... Value not calculated or not used
R ... Resample after offscale
M ... Peak marker moved manually
D ... Diluted sample

** <END OF REPORT> **

TestAmerica, North Canton
NO2NO3 Reagents/Standards

Date: 10/16/2007

Analyst: JAK

Reagent Name	Reagent Number
NED	WR71085
SAN	WR71054
Imidazole Buffer	WR71129
Sulfanilamide	WR71086

Standard		Standard Number	Prep	Exp
100 ppm NO3		NN7117	9/24/07	10/24/07
100 ppm NO2		NN7116		
Cal I		NN7118		
Cal II		NN7119		
Cal III		NN7120		
Cal IV		NN7121		
Cal V		NN7122		
NO2 LCS		NN7124	**TV=0.50**	
NO3 LCS		NN7123	**TV=1.00**	
NO2 Cal Check		NN7125	**TV=0.50**	
NO3 Cal Check		NN7126	**TV=1.00**	
MS/MSD		NN7127		
Combo LCS	TV=21.2	P132-505		

MS/MSD: 0.1 ml NN7110 + 4 ml sample. TV NO2 = 0.25 ppm, TV NO3 = 0.25 ppm

Severn Trent
Sacramento Laboratory

NITROCELLULOSE

(SOP # SAC-WC-0050, Rev.0)

ANALYST ROGERS
CHECKED BY LU
BATCH NO. 7292295

DATE 10/23/07 17:53
DATE 10-1-07
INST-FS4

METHOD NO. 353.2
PROJECT NO. A7J100103

FILE 102307A

	Lab ID	Time	Standard Conc. mg/L	Cup #	Sample Aliquot gram	Sample Aliquot mL	Extract Volume mL	Dilution	Height	$NO_3 + NO_2$ Raw Result	Nitrocellulose			
											Slope = 1.5813E+05			
											Intercept = 1.1012E+03			
											Correlation = 0.999950			
											%Nitrocellulose Assay = 0.111			
1	Cal 0	16:16	0	0					-53.9613	-0.007305				
2	Cal 1	16:18	0.05	102					8458.069	0.046525				
3	Cal 2	16:20	0.2	103					32557.86	0.198933				
4	Cal 3	16:22	0.4	104					65548.55	0.407567				
5	Cal 4	16:24	1	105					160999.3	1.011200				
6	Cal 5	16:26	2	106					316261.4	1.993080				
											mg/L	ug/g	Recovery	Check
7	Blank	16:28		0				1	63.03496	-0.006565				
8	ICV 1PPM NOx	16:30		107				1	162972.2	1.023676			162.4	
9	MRL 0.05PPM	16:32		102				1	9687.885	0.054303			168.6	
10	NO2 1PPM	16:34		108				1	166063.6	1.043226				
11	NO3 1PPM	16:36		109				1	159985.2	1.004786				
12	blank	16:38		0				1	-0.78867	-0.006969				
13	Baseline	16:40		0				1	0	-0.006964				
14	MB-A 7292295	16:42		201		100	40	1	2637.441	0.009716	0.035			< RL
15	LCS-A 7292295	16:44	2.004	202		100	40	1	33643.33	0.205797	0.74		36.9%	
16	A7J100103-1	16:46		203		100	40	1	3239.49	0.013523	0.049			< RL
17	A7J100103-3	16:48		204		100	40	1	2332.333	0.007786	0.028			< RL
18	A7J100103-5	16:50		205		100	40	1	2902.236	0.011390	0.041			< RL
19	A7J100103-5S	16:52	2.004	206		100	40	1	69545.93	0.432846	1.56		77.8%	
20	A7J100103-5D	16:54	2.004	207		100	40	1	81010.65	0.505349	1.82		90.8%	
21	A7J100103-7	16:56		208		100	40	1	3086.855	0.012558	0.045			< RL
22	A7J100103-9	16:58		209		100	40	1	2866.903	0.011167	0.04			< RL
23	A7J100103-12	17:00		210		100	40	1	2515.045	0.008941	0.032			< RL
24	MRL 0.05PPM	17:02	0.05	102				1	8579.63	0.047294			94.6%	
25	CCV Cal 4	17:04	1	105				1	159037.7	0.998795			99.9%	
26	Blank	17:06		0				1	40.21763	-0.006709				
27	Baseline	17:08		0				1	0	-0.006964				
28	A7J100103-14	17:10		211		100	40	1	2255.485	0.007300	0.026			< RL
29	A7J100103-15	17:12		212		100	40	1	1936.645	0.005284	0.019			< RL
30	A7J100103-17	17:14		213		100	40	1	2023.944	0.005836	0.021			< RL
31	A7J100103-19	17:16		214		100	40	1	2357.195	0.007943	0.029			< RL
32	A7J100103-21	17:18		215		100	40	1	2089.979	0.006253	0.023			< RL
33	A7J100103-24	17:20		216		100	40	1	2062.622	0.006080	0.022			< RL
34	A7J100103-26	17:22		217		100	40	1	2824.984	0.010902	0.039			< RL

Nitrocellulose = (NO3 + NO2) * Prep Factor / 0.111

Severn Trent
Sacramento Laboratory

NITROCELLULOSE

(SOP # SAC-WC-0050, Rev.0)

ANALYST ROGERS
CHECKED BY LH
BATCH NO. 7292295

DATE 10/23/07 17:53
DATE 11-1-07

METHOD NO. 353.2
PROJECT NO. A7J100103

FILE 102307A

	Lab ID	Time	Standard Conc. mg/L	Cup #	Sample Aliquot gram	Sample Aliquot mL	Extract Volume mL	Dilution	Height	$NO_3 + NO_2$ Raw Result	Nitrocellulose			
35	A7J100103-28	17:24		218		100	40	1	1662.097	0.003547	0.013			< RL
36	A7J100103-30	17:26		219		100	40	1	2845.066	0.011029	0.04			< RL
37	A7J100103-30S	17:28	2.004	220		100	40	1	54610.02	0.338391	1.22		60.9%	
38	MRL 0.05PPM	17:30	0.05	102				1	8562.282	0.047184			94.4%	
39	CCV Cal 4	17:32	1	105				1	158604.2	0.996053			99.6%	
40	Blank	17:34		0				1	-19.7524	-0.007089				
41	Baseline	17:36		0				1	0	-0.006964				
42	A7J100103-30D	17:38	2.004	221		100	40	1	42137.25	0.259513	0.94		46.9%	
43	A7J100103-32	17:40		222		100	40	1	1780.622	0.004297	0.015			< RL
44	MRL 0.05PPM	17:42	0.05	102				1	8680.916	0.047935			95.9%	
45	CCV Cal 4	17:44	1	105				1	157284.9	0.987709			98.8%	
46	Blank	17:46		0				1	-0.65965	-0.006968				
47	Baseline	17:48		0				1	0	-0.006964				

Color Reagent: 2980.WC.50.5 Exp. 12.11.07

Buffer: 3133.WC.2.1 Exp. 10.23.08

Nitrocellulose = (NO3 + NO2) * Prep Factor / 0.111

Laboratory Control Sample / Laboratory Control Sample Duplicate Outlier Report

Method Batch : 7292295 **Analysis Method :** 353.2 Modified **Analysis Date :** 10/23/2007

Preparation Batch : 7292295 **Preparation Type :** 3535 **Preparation Date :** 10/19/2007

Lab Reporting Batch : A7J100103 **Lab ID:** STLCAN

LCS Lab Sample ID	Matrix	Analyte Name	Reported Values		Project Limits (Percent)			
			Percent Recovery	RPD	Rejection Point	Lower Limit	Upper Limit	RPD
G7J190000295C	AQ	Nitrocellulose	37		50.00	56.00	110.00	15.00

Associated Samples

Client Sample ID	Lab Sample ID
FWGCBPmw-006C-0523-GW	A7J100103015
FWGCBPmw-007C-0524-GW	A7J100103012
FWGEEQUIPRINSE2-0557-GW	A7J100103014
FWGLL11mw-002C-0528-GW	A7J100103001
FWGLL11mw-DUP4-0554-GW	A7J100103003
FWGLL12mw-153C-0530-GW	A7J100103032
FWGLL12mw-182C-0531-GW	A7J100103030
FWGLL12mw-183C-0532-GW	A7J100103007
FWGLL12mw-DUP2-0552-GW	A7J100103009
FWGLL1mw-080C-0536-GW	A7J100103021
FWGLL4mw-198C-0543-GW	A7J100103017
FWGLL4mw-199C-0544-GW	A7J100103019
FWGRQLmw-007C-0545-GW	A7J100103028
FWGRQLmw-008C-0546-GW	A7J100103005
FWGRQLmw-009C-0547-GW	A7J100103024
FWGRQLmw-DUP3-0553-GW	A7J100103026

No qualifications; used lab in house limits of 37-155; dtw 12/11/07

Scope of Data Qualification: The outlier in the LCS qualifies that analyte in all samples with the same Preparation Batch ID as the LCS

Project Number and Name: 030240.0005 - Ravenna GW

Matrix Spike / Matrix Spike Duplicate Recovery and RPD Outlier Report

Method Batch : 7292295 **Analysis Method :** 353.2 Modified **Analysis Date :** 10/23/2007

Preparation Batch : 7292295 **Preparation Type :** 3535 **Preparation Date :** 10/19/2007

Lab Reporting Batch : A7J100103 **Lab ID:** STLCAN

Client Sample ID	Lab Sample ID	Matrix	Analyte Name	Reported *		Project Limits (Percent)			
				Percent Recovery	RPD	Rejection Point**	Lower Limit	Upper Limit	RPD
FWGLL12mw-182C-0531	A7J100103030D	AQ	Nitrocellulose	47	26	30.00	56.00	120.00	20.00

Associated Samples: All samples in Method Batch

Client Sample ID	Lab Sample ID
FWGCBPmw-006C-0523-GW	A7J100103015
FWGCBPmw-007C-0524-GW	A7J100103012
FWGEEQUIPRINSE2-0557-GW	A7J100103014
FWGLL11mw-002C-0528-GW	A7J100103001
FWGLL11mw-DUP4-0554-GW	A7J100103003
FWGLL12mw-153C-0530-GW	A7J100103032
FWGLL12mw-182C-0531-GW	A7J100103030
FWGLL12mw-183C-0532-GW	A7J100103007
FWGLL12mw-DUP2-0552-GW	A7J100103009
FWGLL1mw-080C-0536-GW	A7J100103021
FWGLL4mw-198C-0543-GW	A7J100103017
FWGLL4mw-199C-0544-GW	A7J100103019
FWGRQLmw-007C-0545-GW	A7J100103028
FWGRQLmw-008C-0546-GW	A7J100103005
FWGRQLmw-009C-0547-GW	A7J100103024
FWGRQLmw-DUP3-0553-GW	A7J100103026

~~There~~ MS recovery acceptable use 40-140 limits

* Only those Percent Recovery and/or RPD values outside project limits are listed in this report.
** Metal are also assessed against an upper rejection point of 150 percent for waters and 200 percent for soils and sediments

Project Number and Name: ***030240.0005 - Ravenna GW***

8330MOD NITROGUANIDINE DATA

Environmental Quality Mgt., Inc.

Client Sample ID: FWGLL11mw-002C-0528-GW

Dissolved HPLC

Lot-Sample #...: A7J100103-001 Work Order #...: J8KPX1AJ Matrix.....: WG
Date Sampled...: 10/08/07 09:55 Date Received..: 10/10/07
Prep Date.....: 10/22/07 Analysis Date..: 10/25/07
Prep Batch #...: 7295224
Dilution Factor: 1 Method.....: SW846 8330 (Modif

PARAMETER	RESULT	REPORTING LIMIT	UNITS	MDL
Nitroguanidine	ND	20	ug/L	9.7

Environmental Quality Mgt., Inc.

Client Sample ID: FWGLL11mw-DUP4-0554-GW

Dissolved HPLC

Lot-Sample #...: A7J100103-003 Work Order #...: J8KP21AJ Matrix.....: WG
Date Sampled...: 10/08/07 09:55 Date Received..: 10/10/07
Prep Date.....: 10/22/07 Analysis Date..: 10/25/07
Prep Batch #...: 7295224
Dilution Factor: 1 Method.....: SW846 8330 (Modif

PARAMETER	RESULT	REPORTING LIMIT	UNITS	MDL
Nitroguanidine	ND	20	ug/L	9.7

Environmental Quality Mgt., Inc.

Client Sample ID: FWGRQLmw-008C-0546-GW

Dissolved HPLC

Lot-Sample #...:	A7J100103-005	**Work Order #...:**	J8KP41A1	**Matrix.....:**	WG
Date Sampled...:	10/09/07 12:10	**Date Received..:**	10/10/07		
Prep Date.....:	10/22/07	**Analysis Date..:**	10/25/07		
Prep Batch #...:	7295224				
Dilution Factor:	1	**Method.....:**	SW846 8330 (Modif		

PARAMETER	RESULT	REPORTING LIMIT	UNITS	MDL
Nitroguanidine	ND	20	ug/L	9.7

Environmental Quality Mgt., Inc.

Client Sample ID: FWGLL12mw-183C-0532-GW

Dissolved HPLC

Lot-Sample #...: A7J100103-007 Work Order #...: J8KP71AJ Matrix.....: WG
Date Sampled...: 10/09/07 14:45 Date Received..: 10/10/07
Prep Date.....: 10/22/07 Analysis Date..: 10/25/07
Prep Batch #...: 7295224
Dilution Factor: 1 Method.....: SW846 8330 (Modif

PARAMETER	RESULT	REPORTING LIMIT	UNITS	MDL
Nitroguanidine	ND	20	ug/L	9.7

Environmental Quality Mgt., Inc.

Client Sample ID: FWGLL12mw-DUP2-0552-GW

Dissolved HPLC

Lot-Sample #...:	A7J100103-009	Work Order #...:	J8KP91AJ	Matrix.....:	WG
Date Sampled...:	10/09/07 14:45	Date Received..:	10/10/07		
Prep Date.....:	10/22/07	Analysis Date..:	10/25/07		
Prep Batch #...:	7295224				
Dilution Factor:	1	Method.....:	SW846 8330 (Modif		

PARAMETER	RESULT	REPORTING LIMIT	UNITS	MDL
Nitroguanidine	ND	20	ug/L	9.7

Environmental Quality Mgt., Inc.

Client Sample ID: FWGCBPmw-007C-0524-GW

Dissolved HPLC

Lot-Sample #...: A7J100103-012 Work Order #...: J8KQE1AJ Matrix.....: WG
Date Sampled...: 10/09/07 09:00 Date Received..: 10/10/07
Prep Date.....: 10/22/07 Analysis Date..: 10/25/07
Prep Batch #...: 7295224
Dilution Factor: 1 Method.....: SW846 8330 (Modif

PARAMETER	RESULT	REPORTING LIMIT	UNITS	MDL
Nitroguanidine	ND	20	ug/L	9.7

Environmental Quality Mgt., Inc.

Client Sample ID: FWGEEQUIPRINSE2-0557-GW

Dissolved HPLC

Lot-Sample #...:	A7J100103-014	**Work Order #...:**	J8KQH1AJ	**Matrix.....:**	WG
Date Sampled...:	10/09/07 11:20	**Date Received..:**	10/10/07		
Prep Date.....:	10/22/07	**Analysis Date..:**	10/26/07		
Prep Batch #...:	7295224				
Dilution Factor:	1	**Method.....:**	SW846 8330 (Modif		

PARAMETER	RESULT	REPORTING LIMIT	UNITS	MDL
Nitroguanidine	ND	20	ug/L	9.7

Environmental Quality Mgt., Inc.

Client Sample ID: FWGCBPmw-006C-0523-GW

Dissolved HPLC

Lot-Sample #...:	A7J100103-015	Work Order #...:	J8KQJ1AJ	Matrix.....:	WG
Date Sampled...:	10/09/07 12:40	Date Received..:	10/10/07		
Prep Date.....:	10/22/07	Analysis Date..:	10/26/07		
Prep Batch #...:	7295224				
Dilution Factor:	1	Method.....:	SW846 8330 (Modif		

PARAMETER	RESULT	REPORTING LIMIT	UNITS	MDL
Nitroguanidine	ND	20	ug/L	9.7

Environmental Quality Mgt., Inc.

Client Sample ID: FWGLL4mw-198C-0543-GW

Dissolved HPLC

Lot-Sample #...:	A7J100103-017	**Work Order #...:**	J8KQL1AJ	**Matrix.....:**	WG
Date Sampled...:	10/09/07 14:25	**Date Received..:**	10/10/07		
Prep Date.....:	10/22/07	**Analysis Date..:**	10/26/07		
Prep Batch #...:	7295224				
Dilution Factor:	1	**Method.....:**	SW846 8330 (Modif		

PARAMETER	RESULT	REPORTING LIMIT	UNITS	MDL
Nitroguanidine	ND	20	ug/L	9.7

Environmental Quality Mgt., Inc.

Client Sample ID: FWGLL4mw-199C-0544-GW

Dissolved HPLC

Lot-Sample #...:	A7J100103-019	**Work Order #...:**	J8KQP1AJ	**Matrix.....:**	WG
Date Sampled...:	10/09/07 16:20	**Date Received..:**	10/10/07		
Prep Date.....:	10/22/07	**Analysis Date..:**	10/26/07		
Prep Batch #...:	7295224				
Dilution Factor:	1	**Method.....:**	SW846 8330 (Modif		

PARAMETER	RESULT	REPORTING LIMIT	UNITS	MDL
Nitroguanidine	ND	20	ug/L	9.7

Environmental Quality Mgt., Inc.

Client Sample ID: FWGLL1mw-080C-0536-GW

Dissolved HPLC

Lot-Sample #...: A7J100103-021 Work Order #...: J8KQT1AJ Matrix.....: WG
Date Sampled...: 10/08/07 17:00 Date Received..: 10/10/07
Prep Date.....: 10/22/07 Analysis Date..: 10/26/07
Prep Batch #...: 7295224
Dilution Factor: 1 Method.....: SW846 8330 (Modif

PARAMETER	RESULT	REPORTING LIMIT	UNITS	MDL
Nitroguanidine	ND	20	ug/L	9.7

Environmental Quality Mgt., Inc.

Client Sample ID: FWGRQLmw-009C-0547-GW

Dissolved HPLC

Lot-Sample #...: A7J100103-024 Work Order #...: J8KQX1AJ Matrix.....: WG
Date Sampled...: 10/09/07 09:30 Date Received..: 10/10/07
Prep Date.....: 10/22/07 Analysis Date..: 10/26/07
Prep Batch #...: 7295224
Dilution Factor: 1 Method.....: SW846 8330 (Modif

PARAMETER	RESULT	REPORTING LIMIT	UNITS	MDL
Nitroguanidine	ND	20	ug/L	9.7

Environmental Quality Mgt., Inc.

Client Sample ID: FWGRQLmw-DUP3-0553-GW

Dissolved HPLC

Lot-Sample #...:	A7J100103-026	**Work Order #...:**	J8KQ11AJ	**Matrix.....:**	WG
Date Sampled...:	10/09/07 10:30	**Date Received..:**	10/10/07		
Prep Date.....:	10/22/07	**Analysis Date..:**	10/26/07		
Prep Batch #...:	7295224				
Dilution Factor:	1	**Method.....:**	SW846 8330 (Modif		

PARAMETER	RESULT	REPORTING LIMIT	UNITS	MDL
Nitroguanidine	ND	20	ug/L	9.7

Environmental Quality Mgt., Inc.

Client Sample ID: FWGRQLmw-007C-0545-GW

Dissolved HPLC

Lot-Sample #...:	A7J100103-028	**Work Order #...:**	J8KQ31AJ	**Matrix.....:**	WG
Date Sampled...:	10/09/07 11:50	**Date Received..:**	10/10/07		
Prep Date.....:	10/22/07	**Analysis Date..:**	10/26/07		
Prep Batch #...:	7295224				
Dilution Factor:	1	**Method.....:**	SW846 8330 (Modif		

PARAMETER	RESULT	REPORTING LIMIT	UNITS	MDL
Nitroguanidine	ND	20	ug/L	9.7

Environmental Quality Mgt., Inc.

Client Sample ID: FWGLL12mw-182C-0531-GW

Dissolved HPLC

Lot-Sample #...: A7J100103-030 Work Order #...: J8KQ71A1 Matrix.....: WG
Date Sampled...: 10/09/07 13:20 Date Received..: 10/10/07
Prep Date.....: 10/22/07 Analysis Date..: 10/26/07
Prep Batch #...: 7295224
Dilution Factor: 1 Method.....: SW846 8330 (Modif

PARAMETER	RESULT	REPORTING LIMIT	UNITS	MDL
Nitroguanidine	ND	20	ug/L	9.7

Environmental Quality Mgt., Inc.

Client Sample ID: FWGLL12mw-153C-0530-GW

Dissolved HPLC

Lot-Sample #...: A7J100103-032	**Work Order #...:** J8KRF1AA	**Matrix.....:** WG	
Date Sampled...: 10/09/07 15:45	**Date Received..:** 10/10/07		
Prep Date.....: 10/22/07	**Analysis Date..:** 10/26/07		
Prep Batch #...: 7295224			
Dilution Factor: 1	**Method.....:** SW846 8330 (Modif		

PARAMETER	RESULT	REPORTING LIMIT	UNITS	MDL
Nitroguanidine	ND	20	ug/L	9.7

****

Varian Star Workstation - RecalcList Fri Oct 26 15:11:18 2007

RecalcList: C:\Star\Sample list\NQ-10.25.2007.RCL

Created: Thu Oct 25 17:04:00 2007
Modified: Fri Oct 26 05:47:50 2007

NQ Analysis 25 Oct 2007
SAC-LC-0010

****

Line	Sample Type	Sample Name	Data F
1	Verification	PRIMER	nq-10-25-2007=17;16;49-primer.
2	Verification	PRIMER	nq-10-25-2007=17;37;34-primer.
3	Verification	PRIMER	nq-10-25-2007=17;58;18-primer.
4	Verification	PRIMER	nq-10-25-2007=18;19;00-primer.
5	Analysis	Blank	nq-10-25-2007=18;39;46-blank.
6	Verification	E071004F STD 4	nq-10-25-2007=19;00;28-e071004f std 4.
7	Verification	E0701004C STD 1 MRL	nq-10-25-2007=19;21;16-e0701004c std 1 mrl.
8	Analysis	G7J220000-224-MB	nq-10-25-2007=19;42;02-g7j220000-224-mb.
9	Analysis	G7J220000-224-LCS	nq-10-25-2007=20;02;46-g7j220000-224-lcs.
10	Analysis	A7J100103-1	nq-10-25-2007=20;23;26-a7j100103-1.
11	Analysis	A7J100103-3	nq-10-25-2007=20;44;07-a7j100103-3.
12	Analysis	A7J100103-5	nq-10-25-2007=21;04;48-a7j100103-5.
13	Analysis	A7J100103-5MS	nq-10-25-2007=21;25;28-a7j100103-5ms.
14	Analysis	A7J100103-5MSD	nq-10-25-2007=21;46;13-a7j100103-5msd.
15	Analysis	A7J100103-7	nq-10-25-2007=22;06;53-a7j100103-7.
16	Analysis	A7J100103-9	nq-10-25-2007=22;27;38-a7j100103-9.
17	Analysis	A7J100103-12	nq-10-25-2007=22;48;20-a7j100103-12.
18	Verification	E071004G STD 5	nq-10-25-2007=23;09;07-e071004g std 5.
19	Verification	E0701004C STD 1 MRL	nq-10-25-2007=23;29;55-e0701004c std 1 mrl.
20	Analysis	A7J100103-14	nq-10-25-2007=23;50;41-a7j100103-14.
21	Analysis	A7J100103-15	nq-10-26-2007=00;11;21-a7j100103-15.
22	Analysis	A7J100103-17	nq-10-26-2007=00;32;05-a7j100103-17.
23	Analysis	A7J100103-19	nq-10-26-2007=00;52;44-a7j100103-19.
24	Analysis	A7J100103-21	nq-10-26-2007=01;13;26-a7j100103-21.
25	Analysis	A7J100103-24	nq-10-26-2007=01;34;10-a7j100103-24.
26	Analysis	A7J100103-26	nq-10-26-2007=01;54;50-a7j100103-26.
27	Analysis	A7J100103-30	nq-10-26-2007=02;15;32-a7j100103-30.
28	Analysis	A7J100103-30MS	nq-10-26-2007=02;36;14-a7j100103-30ms.
29	Analysis	A7J100103-30MSD	nq-10-26-2007=02;56;56-a7j100103-30msd.
30	Verification	E071004F STD 4	nq-10-26-2007=03;17;42-e071004f std 4.
31	Verification	E0701004C STD 1 MRL	nq-10-26-2007=03;38;28-e0701004c std 1 mrl.
32	Analysis	A7J100103-28	nq-10-26-2007=03;59;13-a7j100103-28.
33	Analysis	A7J100103-32	nq-10-26-2007=04;19;56-a7j100103-32.
34	Verification	E071004F STD 4	nq-10-26-2007=04;40;41-e071004f std 4.
35	Verification	E0701004C STD 1 MRL	nq-10-26-2007=05;01;28-e0701004c std 1 mrl.
36	Analysis	END RUN	nq-10-26-2007=05;37;44-end run.

not used

-75%

but used

-75%

Page 14

****

Varian Star Workstation - RecalcList Sat Oct 27 12:05:26 2007

RecalcList: C:\Star\Sample list\NQ-10.26.2007.RCL

Created: Fri Oct 26 15:15:21 2007
Modified: Fri Oct 26 23:50:37 2007 NQ Analysis 26 Oct 2007

****

Stc-LC-0010

Line	Sample Type	Sample Name	Data F
1	Verification	PRIMER	nq-10-26-2007=15;28;10-primer.
2	Verification	PRIMER	nq-10-26-2007=15;48;53-primer.
3	Verification	PRIMER	nq-10-26-2007=16;09;35-primer.
4	Verification	PRIMER	nq-10-26-2007=16;30;19-primer.
5	Analysis	Blank	nq-10-26-2007=16;51;06-blank.
6	Verification	E071004F STD 4	nq-10-26-2007=17;11;48-e071004f std 4.
7	Verification	E0701004C STD 1 MRL	nq-10-26-2007=17;32;35-e0701004c std 1 mrl.
8	Analysis	A7J100103-14	nq-10-26-2007=17;53;21-a7j100103-14.
9	Analysis	A7J100103-15	nq-10-26-2007=18;14;04-a7j100103-15.
10	Analysis	A7J100103-17	nq-10-26-2007=18;34;45-a7j100103-17.
11	Analysis	A7J100103-19	nq-10-26-2007=18;55;25-a7j100103-19.
12	Analysis	A7J100103-21	nq-10-26-2007=19;16;06-a7j100103-21.
13	Analysis	A7J100103-24	nq-10-26-2007=19;36;48-a7j100103-24.
14	Verification	E071004G STD 5	nq-10-26-2007=19;57;35-e071004g std 5.
15	Verification	E0701004C STD 1 MRL	nq-10-26-2007=20;18;22-e0701004c std 1 mrl.
16	Analysis	A7J100103-26	nq-10-26-2007=20;39;07-a7j100103-26.
17	Analysis	A7J100103-30	nq-10-26-2007=20;59;50-a7j100103-30.
18	Analysis	A7J100103-30MS	nq-10-26-2007=21;20;30-a7j100103-30ms.
19	Analysis	A7J100103-30MSD	nq-10-26-2007=21;41;13-a7j100103-30msd.
20	Analysis	A7J100103-28	nq-10-26-2007=22;01;58-a7j100103-28.
21	Analysis	A7J100103-32	nq-10-26-2007=22;22;39-a7j100103-32.
22	Verification	E071004F STD 4	nq-10-26-2007=22;43;26-e071004f std 4.
23	Verification	E0701004C STD 1 MRL	nq-10-26-2007=23;04;14-e0701004c std 1 mrl.
24	Analysis	END RUN	nq-10-26-2007=23;40;32-end run.

METHOD BLANK REPORT

HPLC

Client Lot #...: A7J100103 **Work Order #...:** J9JPP1AA **Matrix.....:** WATER
MB Lot-Sample #: G7J220000-224

Prep Date.....: 10/22/07
Analysis Date..: 10/25/07 **Prep Batch #...:** 7295224
Dilution Factor: 1

PARAMETER	RESULT	REPORTING LIMIT	UNITS	METHOD
Nitroguanidine	ND	20	ug/L	SW846 8330 (Modif

NOTE(S):

Calculations are performed before rounding to avoid round-off errors in calculated results.

Environmental Quality Mgt., Inc.

Client Sample ID: FWGEQUIPRINSE1-0556-GW

Dissolved HPLC

Lot-Sample #...:	A7J090101-014	**Work Order #...:**	J8G521AJ	**Matrix.....:**	WQ
Date Sampled...:	10/08/07 16:10	**Date Received..:**	10/09/07		
Prep Date.....:	10/19/07	**Analysis Date..:**	10/20/07		
Prep Batch #...:	7292553				
Dilution Factor:	1	**Method.....:**	SW846 8330 (Modif		

PARAMETER	RESULT	REPORTING LIMIT	UNITS	MDL
Nitroguanidine	ND	20	ug/L	9.7

LABORATORY CONTROL SAMPLE EVALUATION REPORT

HPLC

Client Lot #...: A7J100103 **Work Order #...:** J9JPP1AC **Matrix.....:** WATER
LCS Lot-Sample#: G7J220000-224
Prep Date.....: 10/22/07 **Analysis Date..:** 10/25/07
Prep Batch #...: 7295224
Dilution Factor: 1

PARAMETER	PERCENT RECOVERY	RECOVERY LIMITS	METHOD
Nitroguanidine	**93**	**(84 - 123)**	**SW846 8330 (Modified**

NOTE(S):

Calculations are performed before rounding to avoid round-off errors in calculated results.

Bold print denotes control parameters

MATRIX SPIKE SAMPLE EVALUATION REPORT

HPLC

Client Lot #...: A7J100103 **Work Order #...:** J8KP41A2-MS **Matrix.....:** WG
MS Lot-Sample #: A7J100103-005 J8KP41A3-MSD
Date Sampled...: 10/09/07 12:10 **Date Received..:** 10/10/07
Prep Date.....: 10/22/07 **Analysis Date..:** 10/25/07
Prep Batch #...: 7295224
Dilution Factor: 1

PARAMETER	PERCENT RECOVERY	RECOVERY LIMITS	RPD	RPD LIMITS	METHOD
Nitroguanidine	117	(84 - 123)			SW846 8330 (Modified
	97 p	(84 - 123)	19	(0-15)	SW846 8330 (Modified

NOTE(S):

Calculations are performed before rounding to avoid round-off errors in calculated results.

Bold print denotes control parameters

p *Relative percent difference (RPD) is outside stated control limits.*

MATRIX SPIKE SAMPLE EVALUATION REPORT

HPLC

Client Lot #...: A7J100103 **Work Order #...:** J8KQ71A2-MS **Matrix.....:** WG
MS Lot-Sample #: A7J100103-030 J8KQ71A3-MSD
Date Sampled...: 10/09/07 13:20 **Date Received..:** 10/10/07
Prep Date.....: 10/22/07 **Analysis Date..:** 10/26/07
Prep Batch #...: 7295224
Dilution Factor: 1

PARAMETER	PERCENT RECOVERY	RECOVERY LIMITS	RPD	RPD LIMITS	METHOD
Nitroguanidine	**95**	**(84 - 123)**			**SW846 8330 (Modified**
	92	**(84 - 123)**	**3.8**	**(0-15)**	**SW846 8330 (Modified**

NOTE(S):

Calculations are performed before rounding to avoid round-off errors in calculated results.

Bold print denotes control parameters

8330 EXPLOSIVES DATA

Environmental Quality Mgt., Inc.

Client Sample ID: FWGLL11mw-002C-0528-GW

HPLC

Lot-Sample #...: A7J100103-001 **Work Order #...:** J8KPX1AF **Matrix.....:** WG
Date Sampled...: 10/08/07 09:55 **Date Received..:** 10/10/07
Prep Date.....: 10/12/07 **Analysis Date..:** 10/31/07
Prep Batch #...: 7285551
Dilution Factor: 0.99 **Method.....:** SW846 8330

PARAMETER	RESULT	REPORTING LIMIT	UNITS	MDL
PETN	ND	0.64	ug/L	0.30
Nitroglycerin	ND	0.64	ug/L	0.33
2-Amino-4,6-dinitrotoluene	ND	0.099	ug/L	0.099
4-Amino-2,6-dinitrotoluene	ND	0.099	ug/L	0.050
1,3-Dinitrobenzene	ND	0.099	ug/L	0.050
2,4-Dinitrotoluene	ND	0.099	ug/L	0.050
2,6-Dinitrotoluene	ND	0.099	ug/L	0.050
HMX	ND	0.099	ug/L	0.036
Nitrobenzene	ND	0.099	ug/L	0.050
2-Nitrotoluene	ND	0.50	ug/L	0.087
3-Nitrotoluene	ND	0.50	ug/L	0.056
4-Nitrotoluene	ND	0.50	ug/L	0.087
RDX	ND	0.099	ug/L	0.036
Tetryl	ND	0.099	ug/L	0.050
1,3,5-Trinitrobenzene	ND	0.099	ug/L	0.030
2,4,6-Trinitrotoluene	ND	0.099	ug/L	0.050

SURROGATE	PERCENT RECOVERY	RECOVERY LIMITS
3,4-Dinitrotoluene	96	(83 - 113)

Environmental Quality Mgt., Inc.

Client Sample ID: FWGLL11mw-DUP4-0554-GW

HPLC

Lot-Sample #...: A7J100103-003 **Work Order #...:** J8KP21AF **Matrix.....:** WG
Date Sampled...: 10/08/07 09:55 **Date Received..:** 10/10/07
Prep Date.....: 10/12/07 **Analysis Date..:** 10/31/07
Prep Batch #...: 7285551
Dilution Factor: 0.99 **Method.....:** SW846 8330

PARAMETER	RESULT	REPORTING LIMIT	UNITS	MDL
PETN	ND	0.64	ug/L	0.30
Nitroglycerin	ND	0.64	ug/L	0.33
2-Amino-4,6-dinitrotoluene	ND	0.099	ug/L	0.099
4-Amino-2,6-dinitrotoluene	ND	0.099	ug/L	0.050
1,3-Dinitrobenzene	ND	0.099	ug/L	0.050
2,4-Dinitrotoluene	ND	0.099	ug/L	0.050
2,6-Dinitrotoluene	ND	0.099	ug/L	0.050
HMX	ND	0.099	ug/L	0.036
Nitrobenzene	**0.057 J**	**0.099**	**ug/L**	**0.050**
2-Nitrotoluene	ND	0.50	ug/L	0.087
3-Nitrotoluene	ND	0.50	ug/L	0.056
4-Nitrotoluene	ND	0.50	ug/L	0.087
RDX	ND	0.099	ug/L	0.036
Tetryl	ND	0.099	ug/L	0.050
1,3,5-Trinitrobenzene	ND	0.099	ug/L	0.030
2,4,6-Trinitrotoluene	ND	0.099	ug/L	0.050

SURROGATE	PERCENT RECOVERY	RECOVERY LIMITS
3,4-Dinitrotoluene	91	(83 - 113)

NOTE(S):

J Estimated result. Result is less than RL.

Environmental Quality Mgt., Inc.

Client Sample ID: FWGRQLmw-008C-0546-GW

HPLC

Lot-Sample #...: A7J100103-005 **Work Order #...:** J8KP41AP **Matrix.....:** WG
Date Sampled...: 10/09/07 12:10 **Date Received..:** 10/10/07
Prep Date.....: 10/12/07 **Analysis Date..:** 10/31/07
Prep Batch #...: 7285551
Dilution Factor: 0.97 **Method.....:** SW846 8330

PARAMETER	RESULT	REPORTING LIMIT	UNITS	MDL
PETN	ND	0.63	ug/L	0.29
Nitroglycerin	ND	0.63	ug/L	0.32
2-Amino-4,6-dinitrotoluene	ND	0.097	ug/L	0.097
4-Amino-2,6-dinitrotoluene	ND	0.097	ug/L	0.048
1,3-Dinitrobenzene	ND	0.097	ug/L	0.048
2,4-Dinitrotoluene	ND	0.097	ug/L	0.048
2,6-Dinitrotoluene	ND	0.097	ug/L	0.048
HMX	ND	0.097	ug/L	0.035
Nitrobenzene	ND	0.097	ug/L	0.048
2-Nitrotoluene	ND	0.48	ug/L	0.085
3-Nitrotoluene	ND	0.48	ug/L	0.055
4-Nitrotoluene	ND	0.48	ug/L	0.085
RDX	ND	0.097	ug/L	0.035
Tetryl	ND	0.097	ug/L	0.048
1,3,5-Trinitrobenzene	**0.41 PG**	**0.097**	**ug/L**	**0.029**
2,4,6-Trinitrotoluene	ND	0.097	ug/L	0.048

SURROGATE	PERCENT RECOVERY	RECOVERY LIMITS
3,4-Dinitrotoluene	115 *	(83 - 113)

NOTE(S):

* Surrogate recovery is outside stated control limits.

PG The percent difference between the original and confirmation analyses is greater than 40%.

Environmental Quality Mgt., Inc.

Client Sample ID: FWGLL12mw-183C-0532-GW

HPLC

Lot-Sample #...: A7J100103-007 Work Order #...: J8KP71AF Matrix.....: WG
Date Sampled...: 10/09/07 14:45 Date Received..: 10/10/07
Prep Date.....: 10/12/07 Analysis Date..: 10/31/07
Prep Batch #...: 7285551
Dilution Factor: 0.98 Method.....: SW846 8330

PARAMETER	RESULT	REPORTING LIMIT	UNITS	MDL
PETN	ND	0.64	ug/L	0.29
Nitroglycerin	ND	0.64	ug/L	0.32
2-Amino-4,6-dinitrotoluene	ND	0.098	ug/L	0.098
4-Amino-2,6-dinitrotoluene	ND	0.098	ug/L	0.049
1,3-Dinitrobenzene	ND	0.098	ug/L	0.049
2,4-Dinitrotoluene	ND	0.098	ug/L	0.049
2,6-Dinitrotoluene	ND	0.098	ug/L	0.049
HMX	ND	0.098	ug/L	0.035
Nitrobenzene	ND	0.098	ug/L	0.049
2-Nitrotoluene	ND	0.49	ug/L	0.086
3-Nitrotoluene	ND	0.49	ug/L	0.056
4-Nitrotoluene	ND	0.49	ug/L	0.086
RDX	ND	0.098	ug/L	0.035
Tetryl	ND	0.098	ug/L	0.049
1,3,5-Trinitrobenzene	ND	0.098	ug/L	0.029
2,4,6-Trinitrotoluene	ND	0.098	ug/L	0.049

SURROGATE	PERCENT RECOVERY	RECOVERY LIMITS
3,4-Dinitrotoluene	93	(83 - 113)

Environmental Quality Mgt., Inc.

Client Sample ID: FWGLL12mw-DUP2-0552-GW

HPLC

Lot-Sample #...: A7J100103-009 Work Order #...: J8KP91AF Matrix.....: WG
Date Sampled...: 10/09/07 14:45 Date Received..: 10/10/07
Prep Date.....: 10/12/07 Analysis Date..: 10/31/07
Prep Batch #...: 7285551
Dilution Factor: 0.97 Method.....: SW846 8330

PARAMETER	RESULT	REPORTING LIMIT	UNITS	MDL
PETN	ND	0.63	ug/L	0.29
Nitroglycerin	ND	0.63	ug/L	0.32
2-Amino-4,6-dinitrotoluene	ND	0.097	ug/L	0.097
4-Amino-2,6-dinitrotoluene	ND	0.097	ug/L	0.048
1,3-Dinitrobenzene	ND	0.097	ug/L	0.048
2,4-Dinitrotoluene	ND	0.097	ug/L	0.048
2,6-Dinitrotoluene	ND	0.097	ug/L	0.048
HMX	ND	0.097	ug/L	0.035
Nitrobenzene	ND	0.097	ug/L	0.048
2-Nitrotoluene	ND	0.48	ug/L	0.085
3-Nitrotoluene	ND	0.48	ug/L	0.055
4-Nitrotoluene	ND	0.48	ug/L	0.085
RDX	ND	0.097	ug/L	0.035
Tetryl	ND	0.097	ug/L	0.048
1,3,5-Trinitrobenzene	ND	0.097	ug/L	0.029
2,4,6-Trinitrotoluene	ND	0.097	ug/L	0.048

SURROGATE	PERCENT RECOVERY	RECOVERY LIMITS
3,4-Dinitrotoluene	94	(83 - 113)

Environmental Quality Mgt., Inc.

Client Sample ID: FWGCBPmw-007C-0524-GW

HPLC

Lot-Sample #...: A7J100103-012 **Work Order #...:** J8KQE1AF **Matrix.....:** WG
Date Sampled...: 10/09/07 09:00 **Date Received...:** 10/10/07
Prep Date.....: 10/12/07 **Analysis Date..:** 10/31/07
Prep Batch #...: 7285551
Dilution Factor: 0.98 **Method.....:** SW846 8330

PARAMETER	RESULT	REPORTING LIMIT	UNITS	MDL
PETN	ND	0.64	ug/L	0.29
Nitroglycerin	ND	0.64	ug/L	0.32
2-Amino-4,6-dinitrotoluene	ND	0.098	ug/L	0.098
4-Amino-2,6-dinitrotoluene	ND	0.098	ug/L	0.049
1,3-Dinitrobenzene	ND	0.098	ug/L	0.049
2,4-Dinitrotoluene	ND	0.098	ug/L	0.049
2,6-Dinitrotoluene	ND	0.098	ug/L	0.049
HMX	**0.053 J**	**0.098**	**ug/L**	**0.035**
Nitrobenzene	**0.071 J**	**0.098**	**ug/L**	**0.049**
2-Nitrotoluene	ND	0.49	ug/L	0.086
3-Nitrotoluene	ND	0.49	ug/L	0.056
4-Nitrotoluene	ND	0.49	ug/L	0.086
RDX	ND	0.098	ug/L	0.035
Tetryl	ND	0.098	ug/L	0.049
1,3,5-Trinitrobenzene	ND	0.098	ug/L	0.029
2,4,6-Trinitrotoluene	ND	0.098	ug/L	0.049

SURROGATE	PERCENT RECOVERY	RECOVERY LIMITS
3,4-Dinitrotoluene	90	(83 - 113)

NOTE(S):

J Estimated result. Result is less than RL.

Environmental Quality Mgt., Inc.

Client Sample ID: FWGEEQUIPRINSE2-0557-GW

HPLC

Lot-Sample #...: A7J100103-014 **Work Order #...:** J8KQH1AF **Matrix.....:** WG
Date Sampled...: 10/09/07 11:20 **Date Received...:** 10/10/07
Prep Date.....: 10/12/07 **Analysis Date..:** 10/31/07
Prep Batch #...: 7285551
Dilution Factor: 1.05 **Method.....:** SW846 8330

PARAMETER	RESULT	REPORTING LIMIT	UNITS	MDL
PETN	ND	0.68	ug/L	0.32
Nitroglycerin	ND	0.68	ug/L	0.35
2-Amino-4,6-dinitrotoluene	ND	0.10	ug/L	0.10
4-Amino-2,6-dinitrotoluene	ND	0.10	ug/L	0.052
1,3-Dinitrobenzene	ND	0.10	ug/L	0.052
2,4-Dinitrotoluene	ND	0.10	ug/L	0.052
2,6-Dinitrotoluene	ND	0.10	ug/L	0.052
HMX	ND	0.10	ug/L	0.038
Nitrobenzene	ND	0.10	ug/L	0.052
2-Nitrotoluene	ND	0.52	ug/L	0.092
3-Nitrotoluene	ND	0.52	ug/L	0.060
4-Nitrotoluene	ND	0.52	ug/L	0.092
RDX	ND	0.10	ug/L	0.038
Tetryl	ND	0.10	ug/L	0.052
1,3,5-Trinitrobenzene	ND	0.10	ug/L	0.032
2,4,6-Trinitrotoluene	ND	0.10	ug/L	0.052

SURROGATE	PERCENT RECOVERY	RECOVERY LIMITS
3,4-Dinitrotoluene	100	(83 - 113)

Environmental Quality Mgt., Inc.

Client Sample ID: FWGCBPmw-006C-0523-GW

HPLC

Lot-Sample #...: A7J100103-015 Work Order #...: J8KQJ1AF Matrix.....: WG
Date Sampled...: 10/09/07 12:40 Date Received...: 10/10/07
Prep Date.....: 10/12/07 Analysis Date..: 10/31/07
Prep Batch #...: 7285551
Dilution Factor: 1.01 Method.....: SW846 8330

PARAMETER	RESULT	REPORTING LIMIT	UNITS	MDL
PETN	ND	0.66	ug/L	0.30
Nitroglycerin	ND	0.66	ug/L	0.33
2-Amino-4,6-dinitrotoluene	ND	0.10	ug/L	0.10
4-Amino-2,6-dinitrotoluene	ND	0.10	ug/L	0.050
1,3-Dinitrobenzene	ND	0.10	ug/L	0.050
2,4-Dinitrotoluene	ND	0.10	ug/L	0.050
2,6-Dinitrotoluene	ND	0.10	ug/L	0.050
HMX	ND	0.10	ug/L	0.036
Nitrobenzene	ND	0.10	ug/L	0.050
2-Nitrotoluene	ND	0.50	ug/L	0.089
3-Nitrotoluene	ND	0.50	ug/L	0.058
4-Nitrotoluene	ND	0.50	ug/L	0.089
RDX	ND	0.10	ug/L	0.036
Tetryl	ND	0.10	ug/L	0.050
1,3,5-Trinitrobenzene	ND	0.10	ug/L	0.030
2,4,6-Trinitrotoluene	ND	0.10	ug/L	0.050

SURROGATE	PERCENT RECOVERY	RECOVERY LIMITS
3,4-Dinitrotoluene	93	(83 - 113)

Environmental Quality Mgt., Inc.

Client Sample ID: FWGLL4mw-198C-0543-GW

HPLC

Lot-Sample #...: A7J100103-017 **Work Order #...:** J8KQL1AF **Matrix.....:** WG
Date Sampled...: 10/09/07 14:25 **Date Received..:** 10/10/07
Prep Date.....: 10/12/07 **Analysis Date..:** 10/31/07
Prep Batch #...: 7285551
Dilution Factor: 0.99 **Method.....:** SW846 8330

PARAMETER	RESULT	REPORTING LIMIT	UNITS	MDL
PETN	ND	0.64	ug/L	0.30
Nitroglycerin	ND	0.64	ug/L	0.33
2-Amino-4,6-dinitrotoluene	ND	0.099	ug/L	0.099
4-Amino-2,6-dinitrotoluene	ND	0.099	ug/L	0.050
1,3-Dinitrobenzene	ND	0.099	ug/L	0.050
2,4-Dinitrotoluene	ND	0.099	ug/L	0.050
2,6-Dinitrotoluene	ND	0.099	ug/L	0.050
HMX	ND	0.099	ug/L	0.036
Nitrobenzene	ND	0.099	ug/L	0.050
2-Nitrotoluene	ND	0.50	ug/L	0.087
3-Nitrotoluene	ND	0.50	ug/L	0.056
4-Nitrotoluene	ND	0.50	ug/L	0.087
RDX	ND	0.099	ug/L	0.036
Tetryl	ND	0.099	ug/L	0.050
1,3,5-Trinitrobenzene	ND	0.099	ug/L	0.030
2,4,6-Trinitrotoluene	ND	0.099	ug/L	0.050

SURROGATE	PERCENT RECOVERY	RECOVERY LIMITS
3,4-Dinitrotoluene	93	(83 - 113)

Environmental Quality Mgt., Inc.

Client Sample ID: FWGLL4mw-199C-0544-GW

HPLC

Lot-Sample #...: A7J100103-019 Work Order #...: J8KQP1AF Matrix.....: WG
Date Sampled...: 10/09/07 16:20 Date Received..: 10/10/07
Prep Date.....: 10/12/07 Analysis Date..: 10/31/07
Prep Batch #...: 7285551
Dilution Factor: 0.99 Method.....: SW846 8330

PARAMETER	RESULT	REPORTING LIMIT	UNITS	MDL
PETN	ND	0.64	ug/L	0.30
Nitroglycerin	ND	0.64	ug/L	0.33
2-Amino-4,6-dinitrotoluene	ND	0.099	ug/L	0.099
4-Amino-2,6-dinitrotoluene	ND	0.099	ug/L	0.050
1,3-Dinitrobenzene	ND	0.099	ug/L	0.050
2,4-Dinitrotoluene	ND	0.099	ug/L	0.050
2,6-Dinitrotoluene	ND	0.099	ug/L	0.050
HMX	ND	0.099	ug/L	0.036
Nitrobenzene	ND	0.099	ug/L	0.050
2-Nitrotoluene	ND	0.50	ug/L	0.087
3-Nitrotoluene	ND	0.50	ug/L	0.056
4-Nitrotoluene	ND	0.50	ug/L	0.087
RDX	ND	0.099	ug/L	0.036
Tetryl	ND	0.099	ug/L	0.050
1,3,5-Trinitrobenzene	ND	0.099	ug/L	0.030
2,4,6-Trinitrotoluene	ND	0.099	ug/L	0.050

SURROGATE	PERCENT RECOVERY	RECOVERY LIMITS
3,4-Dinitrotoluene	92	(83 - 113)

Environmental Quality Mgt., Inc.

Client Sample ID: FWGLL1mw-080C-0536-GW

HPLC

Lot-Sample #...: A7J100103-021 Work Order #...: J8KQT1AF Matrix.....: WG
Date Sampled...: 10/08/07 17:00 Date Received..: 10/10/07
Prep Date.....: 10/12/07 Analysis Date..: 11/01/07
Prep Batch #...: 7285551
Dilution Factor: 5.11 Method.....: SW846 8330

PARAMETER	RESULT	REPORTING LIMIT	UNITS	MDL
PETN	ND	3.3	ug/L	1.5
Nitroglycerin	ND	3.3	ug/L	1.7
2-Amino-4,6-dinitrotoluene	**4.5**	**0.51**	**ug/L**	**0.51**
4-Amino-2,6-dinitrotoluene	**4.3**	**0.51**	**ug/L**	**0.26**
1,3-Dinitrobenzene	ND	0.51	ug/L	0.26
2,4-Dinitrotoluene	**0.45 J**	**0.51**	**ug/L**	**0.26**
2,6-Dinitrotoluene	**0.49 J**	**0.51**	**ug/L**	**0.26**
HMX	**7.9**	**0.51**	**ug/L**	**0.18**
Nitrobenzene	ND	0.51	ug/L	0.26
2-Nitrotoluene	ND	2.6	ug/L	0.45
3-Nitrotoluene	ND	2.6	ug/L	0.29
4-Nitrotoluene	ND	2.6	ug/L	0.45
RDX	**38**	**0.51**	**ug/L**	**0.18**
Tetryl	ND	0.51	ug/L	0.26
1,3,5-Trinitrobenzene	ND	0.51	ug/L	0.15
2,4,6-Trinitrotoluene	ND	0.51	ug/L	0.26

SURROGATE	PERCENT RECOVERY	RECOVERY LIMITS
3,4-Dinitrotoluene	108	(83 - 113)

NOTE(S):

J Estimated result. Result is less than RL.

Environmental Quality Mgt., Inc.

Client Sample ID: FWGRQLmw-009C-0547-GW

HPLC

Lot-Sample #...: A7J100103-024 **Work Order #...:** J8KQX1AF **Matrix.....:** WG
Date Sampled...: 10/09/07 09:30 **Date Received..:** 10/10/07
Prep Date.....: 10/12/07 **Analysis Date..:** 11/01/07
Prep Batch #...: 7285551
Dilution Factor: 1.04 **Method.....:** SW846 8330

PARAMETER	RESULT	REPORTING LIMIT	UNITS	MDL
PETN	ND	0.68	ug/L	0.31
Nitroglycerin	ND	0.68	ug/L	0.34
2-Amino-4,6-dinitrotoluene	ND	0.10	ug/L	0.10
4-Amino-2,6-dinitrotoluene	ND	0.10	ug/L	0.052
1,3-Dinitrobenzene	ND	0.10	ug/L	0.052
2,4-Dinitrotoluene	ND	0.10	ug/L	0.052
2,6-Dinitrotoluene	ND	0.10	ug/L	0.052
HMX	ND	0.10	ug/L	0.037
Nitrobenzene	ND	0.10	ug/L	0.052
2-Nitrotoluene	ND	0.52	ug/L	0.092
3-Nitrotoluene	ND	0.52	ug/L	0.059
4-Nitrotoluene	ND	0.52	ug/L	0.092
RDX	ND	0.10	ug/L	0.037
Tetryl	ND	0.10	ug/L	0.052
1,3,5-Trinitrobenzene	ND	0.10	ug/L	0.031
2,4,6-Trinitrotoluene	ND	0.10	ug/L	0.052

SURROGATE	PERCENT RECOVERY	RECOVERY LIMITS
3,4-Dinitrotoluene	93	(83 - 113)

Environmental Quality Mgt., Inc.

Client Sample ID: FWGRQLmw-DUP3-0553-GW

HPLC

Lot-Sample #...: A7J100103-026 **Work Order #...:** J8KQ11AF **Matrix.....:** WG
Date Sampled...: 10/09/07 10:30 **Date Received...:** 10/10/07
Prep Date.....: 10/12/07 **Analysis Date..:** 11/01/07
Prep Batch #...: 7285551
Dilution Factor: 1.05 **Method.....:** SW846 8330

PARAMETER	RESULT	REPORTING LIMIT	UNITS	MDL
PETN	ND	0.68	ug/L	0.32
Nitroglycerin	ND	0.68	ug/L	0.35
2-Amino-4,6-dinitrotoluene	ND	0.10	ug/L	0.10
4-Amino-2,6-dinitrotoluene	ND	0.10	ug/L	0.052
1,3-Dinitrobenzene	ND	0.10	ug/L	0.052
2,4-Dinitrotoluene	ND	0.10	ug/L	0.052
2,6-Dinitrotoluene	ND	0.10	ug/L	0.052
HMX	ND	0.10	ug/L	0.038
Nitrobenzene	ND	0.10	ug/L	0.052
2-Nitrotoluene	ND	0.52	ug/L	0.092
3-Nitrotoluene	ND	0.52	ug/L	0.060
4-Nitrotoluene	ND	0.52	ug/L	0.092
RDX	ND	0.10	ug/L	0.038
Tetryl	ND	0.10	ug/L	0.052
1,3,5-Trinitrobenzene	ND	0.10	ug/L	0.032
2,4,6-Trinitrotoluene	ND	0.10	ug/L	0.052

SURROGATE	PERCENT RECOVERY	RECOVERY LIMITS
3,4-Dinitrotoluene	93	(83 - 113)

Environmental Quality Mgt., Inc.

Client Sample ID: FWGRQLmw-007C-0545-GW

HPLC

Lot-Sample #...: A7J100103-028 **Work Order #...:** J8KQ31AF **Matrix.....:** WG
Date Sampled...: 10/09/07 11:50 **Date Received..:** 10/10/07
Prep Date.....: 10/12/07 **Analysis Date..:** 11/01/07
Prep Batch #...: 7285551
Dilution Factor: 1.19 **Method.....:** SW846 8330

PARAMETER	RESULT	REPORTING LIMIT	UNITS	MDL
PETN	ND	0.77	ug/L	0.36
Nitroglycerin	ND	0.77	ug/L	0.39
2-Amino-4,6-dinitrotoluene	ND	0.12	ug/L	0.12
4-Amino-2,6-dinitrotoluene	ND	0.12	ug/L	0.060
1,3-Dinitrobenzene	ND	0.12	ug/L	0.060
2,4-Dinitrotoluene	ND	0.12	ug/L	0.060
2,6-Dinitrotoluene	ND	0.12	ug/L	0.060
HMX	ND	0.12	ug/L	0.043
Nitrobenzene	ND	0.12	ug/L	0.060
2-Nitrotoluene	ND	0.60	ug/L	0.10
3-Nitrotoluene	ND	0.60	ug/L	0.068
4-Nitrotoluene	ND	0.60	ug/L	0.10
RDX	ND	0.12	ug/L	0.043
Tetryl	ND	0.12	ug/L	0.060
1,3,5-Trinitrobenzene	ND	0.12	ug/L	0.036
2,4,6-Trinitrotoluene	ND	0.12	ug/L	0.060

SURROGATE	PERCENT RECOVERY	RECOVERY LIMITS
3,4-Dinitrotoluene	93	(83 - 113)

Environmental Quality Mgt., Inc.

Client Sample ID: FWGLL12mw-182C-0531-GW

HPLC

Lot-Sample #...: A7J100103-030 **Work Order #...:** J8KQ71AP **Matrix.....:** WG
Date Sampled...: 10/09/07 13:20 **Date Received..:** 10/10/07
Prep Date.....: 10/12/07 **Analysis Date..:** 11/01/07
Prep Batch #...: 7285551
Dilution Factor: 1.15 **Method.....:** SW846 8330

PARAMETER	RESULT	REPORTING LIMIT	UNITS	MDL
PETN	ND	0.75	ug/L	0.34
Nitroglycerin	ND	0.75	ug/L	0.38
2-Amino-4,6-dinitrotoluene	ND	0.12	ug/L	0.12
4-Amino-2,6-dinitrotoluene	ND	0.12	ug/L	0.058
1,3-Dinitrobenzene	ND	0.12	ug/L	0.058
2,4-Dinitrotoluene	ND	0.12	ug/L	0.058
2,6-Dinitrotoluene	ND	0.12	ug/L	0.058
HMX	**0.066 J**	**0.12**	**ug/L**	**0.041**
Nitrobenzene	ND	0.12	ug/L	0.058
2-Nitrotoluene	ND	0.58	ug/L	0.10
3-Nitrotoluene	ND	0.58	ug/L	0.066
4-Nitrotoluene	ND	0.58	ug/L	0.10
RDX	ND	0.12	ug/L	0.041
Tetryl	ND	0.12	ug/L	0.058
1,3,5-Trinitrobenzene	ND	0.12	ug/L	0.034
2,4,6-Trinitrotoluene	ND	0.12	ug/L	0.058

SURROGATE	PERCENT RECOVERY	RECOVERY LIMITS
3,4-Dinitrotoluene	92	(83 - 113)

NOTE(S):

J Estimated result. Result is less than RL.

Environmental Quality Mgt., Inc.

Client Sample ID: FWGLL12mw-153C-0530-GW

HPLC

Lot-Sample #...: A7J100103-032 **Work Order #...:** J8KRF1AH **Matrix.....:** WG
Date Sampled...: 10/09/07 15:45 **Date Received..:** 10/10/07
Prep Date.....: 10/12/07 **Analysis Date..:** 11/01/07
Prep Batch #...: 7285551
Dilution Factor: 1.12 **Method.....:** SW846 8330

PARAMETER	RESULT	REPORTING LIMIT	UNITS	MDL
PETN	ND	0.73	ug/L	0.34
Nitroglycerin	ND	0.73	ug/L	0.37
2-Amino-4,6-dinitrotoluene	ND	0.11	ug/L	0.11
4-Amino-2,6-dinitrotoluene	ND	0.11	ug/L	0.056
1,3-Dinitrobenzene	ND	0.11	ug/L	0.056
2,4-Dinitrotoluene	ND	0.11	ug/L	0.056
2,6-Dinitrotoluene	ND	0.11	ug/L	0.056
HMX	**0.052 J**	**0.11**	**ug/L**	**0.040**
Nitrobenzene	ND	0.11	ug/L	0.056
2-Nitrotoluene	ND	0.56	ug/L	0.099
3-Nitrotoluene	ND	0.56	ug/L	0.064
4-Nitrotoluene	ND	0.56	ug/L	0.099
RDX	ND	0.11	ug/L	0.040
Tetryl	ND	0.11	ug/L	0.056
1,3,5-Trinitrobenzene	ND	0.11	ug/L	0.034
2,4,6-Trinitrotoluene	ND	0.11	ug/L	0.056

SURROGATE	PERCENT RECOVERY	RECOVERY LIMITS
3,4-Dinitrotoluene	93	(83 - 113)

NOTE(S):

J Estimated result. Result is less than RL.

TestAmerica West Sacramento
GC/LC INSTRUMENT LOG

Page# 47
Book# 3099

GC/LC SEMI-VOLATILES

Standard ID's

Curve: 10202007.B

Inst ID : LC10.I
Batch ID : 10302007.B
Ical Date: See Calibration Report
Methods : Method 8330
Test : SOP SAC-LC-0009

Date	Time	Operator	Sample ID	File ID	Vol or Wt	Extract Vol	Diln	Comments
30-OCT-2007	15:12	KenneyF	CCV_5 PRIMER	A-000001.	0 g	0 mL	1	
30-OCT-2007	16:05	KenneyF	CCV_5 PRIMER	A-000002.	0 g	0 mL	1	
30-OCT-2007	16:58	KenneyF	STD_5 E070821M 100/200/100/100	A-000003.	0 g	0 mL	1	
30-OCT-2007	17:51	KenneyF	MRL_1 E070926A 5/50/20/20ng/mL	A-000004.	0 g	0 mL	1	
30-OCT-2007	18:44	KenneyF	J8P701AAB 7284422 MB	A-000005.	1000 mL	20 mL	1	
30-OCT-2007	19:37	KenneyF	J8P701ACC 7290638 LCS	A-000006.	1000 mL	20 mL	1	
30-OCT-2007	20:30	KenneyF	J8G411AF 7284422 A7J090101-1	A-000007.	988 mL	20 mL	1	
30-OCT-2007	21:23	KenneyF	J8G411AUS 7284422 A7J090101-1M	A-000008.	966 mL	20 mL	1	
30-OCT-2007	22:16	KenneyF	J8G411AVD 7284422 A7J090101-1M	A-000009.	1041 mL	20 mL	1	
30-OCT-2007	23:09	KenneyF	J8G451AF 7284422 A7J090101-3	A-000010.	1000 mL	20 mL	1	
31-OCT-2007	00:02	KenneyF	J8G5L1AF 7284422 A7J090101-6	A-000011.	891 mL	20 mL	1	
31-OCT-2007	00:55	KenneyF	J8G5N1AF 7284422 A7J090101-8	A-000012.	875 mL	20 mL	1	
31-OCT-2007	01:48	KenneyF	J8G5T1AF 7284422 A7J090101-10	A-000013.	913 mL	20 mL	1	
√ 31-OCT-2007	02:41	KenneyF	STD_6 E070821P 200/500/200/200	A-000014.	0 g	0 mL	1	
√ 31-OCT-2007	03:34	KenneyF	MRL_1 E070926A 5/50/20/20ng/mL	A-000015.	0 g	0 mL	1	
31-OCT-2007	04:27	KenneyF	J8G5X1AF 7284422 A7J090101-12	A-000016.	889 mL	20 mL	1	
31-OCT-2007	05:20	KenneyF	J8G521AF 7284422 A7J090101-14	A-000017.	959 mL	20 mL	1	
31-OCT-2007	06:13	KenneyF	J8G541AF 7284422 A7J090101-16	A-000018.	1030 mL	20 mL	1	
31-OCT-2007	07:06	KenneyF	J8G561AF 7284422 A7J090101-18	A-000019.	1025 mL	20 mL	1	
31-OCT-2007	07:59	KenneyF	J8VVF1AAB 7285551 MB	A-000020.	1000 mL	20 mL	1	
31-OCT-2007	08:52	KenneyF	J8VVF1ACC 7285551 LCS	A-000021.	1000 mL	20 mL	1	
31-OCT-2007	09:45	KenneyF	J8KPX1AF 7285551 A7J100103-1	A-000022.	1008 mL	20 mL	1	
31-OCT-2007	10:38	KenneyF	J8KP21AF 7285551 A7J100103-3	A-000023.	1005 mL	20 mL	1	
31-OCT-2007	11:31	KenneyF	J8KP41AF 7285551 A7J100103-5	A-000024.	1025 mL	20 mL	1	
31-OCT-2007	12:25	KenneyF	J8KP41AQS 7285551 A7J100103-5M	A-000025.	1012 mL	20 mL	1	
31-OCT-2007	13:18	KenneyF	J8KP41ARD 7285551 A7J100103-5M	A-000026.	1020 mL	20 mL	1	
√ 31-OCT-2007	14:11	KenneyF	STD_5 E070821M 100/200/100/100	A-000027.	0 g	0 mL	1	
√ 31-OCT-2007	15:04	KenneyF	MRL_1 E070926A 5/50/20/20ng/mL	A-000028.	0 g	0 mL	1	
31-OCT-2007	15:57	KenneyF	J8KP71AF 7285551 A7J100103-7	A-000029.	1016 mL	20 mL	1	
31-OCT-2007	16:50	KenneyF	J8KP91AF 7285551 A7J100103-9	A-000030.	1030 mL	20 mL	1	
31-OCT-2007	17:43	KenneyF	J8KQB1AF 7285551 A7J100103-12	A-000031.	1014 mL	20 mL	1	
31-OCT-2007	18:36	KenneyF	J8KQH1AF 7285551 A7J100103-14	A-000032.	952 mL	20 mL	1	
31-OCT-2007	19:29	KenneyF	J8KQJ1AF 7285551 A7J100103-15	A-000033.	982 mL	20 mL	1	
31-OCT-2007	20:22	KenneyF	J8KQL1AF 7285551 A7J100103-17	A-000034.	1009 mL	20 mL	1	
31-OCT-2007	21:15	KenneyF	J8KQP1AF 7285551 A7J100103-19	A-000035.	1008 mL	20 mL	1	
31-OCT-2007	22:08	KenneyF	J8KQT1AF 7285551 A7J100103-21	A-000036.	978 mL	20 mL	1	
√ 31-OCT-2007	23:01	KenneyF	STD_5 E070821M 100/200/100/100	A-000037.	0 g	0 mL	1	
√ 31-OCT-2007	23:54	KenneyF	MRL_1 E070926A 5/50/20/20ng/mL	A-000038.	0 g	0 mL	1	
01-NOV-2007	00:47	KenneyF	J8KQX1AF 7285551 A7J100103-24	A-000039.	954 mL	20 mL	1	
01-NOV-2007	01:40	KenneyF	J8KQ11AF 7285551 A7J100103-26	A-000040.	947 mL	20 mL	1	
01-NOV-2007	02:33	KenneyF	J8KQ31AF 7285551 A7J100103-28	A-000041.	840 mL	20 mL	1	
01-NOV-2007	03:26	KenneyF	J8KQ71AF 7285551 A7J100103-30	A-000042.	865 mL	20 mL	1	
01-NOV-2007	04:19	KenneyF	J8KQ71AQS 7285551 A7J100103-30	A-000043.	960 mL	20 mL	1	
01-NOV-2007	05:12	KenneyF	J8KQ71ARD 7285551 A7J100103-30	A-000044.	893 mL	20 mL	1	
√ 01-NOV-2007	06:05	KenneyF	J8KRF1AF 7285551 A7J100103-32	A-000045.	890 mL	20 mL	1	
√ 01-NOV-2007	06:58	KenneyF	STD_5 E070821M 100/200/100/100	A-000046.	0 g	0 mL	1	
√ 01-NOV-2007	07:51	KenneyF	MRL_1 E070926A 5/50/20/20ng/mL	A-000047.	0 g	0 mL	1	
01-NOV-2007	08:44	KenneyF	J8G411AF 7284422 A7J090101-1 1	A-000048.	988 mL	20 mL	10	
01-NOV-2007	10:34	KenneyF	J8G411AUS 7284422 A7J090101-1M	A-000049.	966 mL	20 mL	10	

	01-NOV-2007	11:27	KenneyF	J8G411AVD 7284422 A7J090101-1M	A-000050.	1041 mL	20 mL	10	
	01-NOV-2007	12:20	KenneyF	J8G411AUS 7284422 A7J090101-1M	A-000051.	966 mL	20 mL	10	
	01-NOV-2007	13:13	KenneyF	J8G5X1AF 7284422 A7J090101-12	A-000052.	889 mL	20 mL	50	
√	01-NOV-2007	14:06	KenneyF	STD_5 E070821M 100/200/100/100	A-000053.	0 g	0 mL	1	
√	01-NOV-2007	14:59	KenneyF	MRL_1 E070926A 5/50/20/20ng/mL	A-000054.	0 g	0 mL	1	
	01-NOV-2007	15:52	KenneyF	J8KQT1AF 7285551 A7J100103-21	A-000055.	978 mL	20 mL	5	
	01-NOV-2007	16:45	KenneyF	J82481AAB 7289314 MB	A-000056.	1000 mL	20 mL	1	
	01-NOV-2007	17:38	KenneyF	J82481ACC 7289314 LCS	A-000057.	1000 mL	20 mL	1	
	01-NOV-2007	18:31	KenneyF	J8NPJ1AF 7289314 A7J110121-1	A-000058.	1042 mL	20 mL	1	
	01-NOV-2007	19:24	KenneyF	J8NPX1AF 7289314 A7J110121-3	A-000059.	1010 mL	20 mL	1	
	01-NOV-2007	20:17	KenneyF	J8NP11AP 7289314 A7J110121-5	A-000060.	1011 mL	20 mL	1	
	01-NOV-2007	21:10	KenneyF	J8NP11AQS 7289314 A7J110121-5M	A-000061.	1019 mL	20 mL	1	
	01-NOV-2007	22:03	KenneyF	J8NP11ARD 7289314 A7J110121-5M	A-000062.	1022 mL	20 mL	1	
√	01-NOV-2007	22:56	KenneyF	STD_5 E070821M 100/200/100/100	A-000063.	0 g	0 mL	1	
√	01-NOV-2007	23:49	KenneyF	MRL_1 E070926A 5/50/20/20ng/mL	A-000064.	0 g	0 mL	1	
	02-NOV-2007	00:43	KenneyF	J8NP61AF 7289314 A7J110121-7	A-000065.	1025 mL	20 mL	1	
	02-NOV-2007	01:36	KenneyF	J8NQF1AF 7289314 A7J110121-9	A-000066.	994 mL	20 mL	1	
	02-NOV-2007	02:29	KenneyF	J8NQJ1AF 7289314 A7J110121-11	A-000067.	1001 mL	20 mL	1	
	02-NOV-2007	03:22	KenneyF	J8NQQ1AF 7289314 A7J110121-13	A-000068.	1021 mL	20 mL	1	
	02-NOV-2007	04:15	KenneyF	J8NQ21AF 7289314 A7J110121-16	A-000069.	958 mL	20 mL	1	
	02-NOV-2007	05:08	KenneyF	J8NRP1AF 7289314 A7J110121-18	A-000070.	655 mL	20 mL	1	
	02-NOV-2007	06:01	KenneyF	J8NRX1AF 7289314 A7J110121-20	A-000071.	885 mL	20 mL	1	
	02-NOV-2007	06:54	KenneyF	J8NR91AF 7289314 A7J110121-24	A-000072.	953 mL	20 mL	1	
	02-NOV-2007	07:47	KenneyF	J8NTJ1AF 7289314 A7J110121-26	A-000073.	906 mL	20 mL	1	
	02-NOV-2007	08:41	KenneyF	STD_5 E070821M 100/200/100/100	A-000074.	0 g	0 mL	1	
	02-NOV-2007	09:34	KenneyF	MRL_1 E070926A 5/50/20/20ng/mL	A-000075.	0 g	0 mL	1	
	02-NOV-2007	10:35	KenneyF	J9RFP1AAB 7297668 MB	A-000076.	1000 mL	20 mL	1	
	02-NOV-2007	11:29	KenneyF	J9RFP1ACC 7297668 LCS	A-000077.	1000 mL	20 mL	1	

TestAmerica West Sacramento
GC/LC INSTRUMENT LOG

Page# 56
Book# 3100

GC/LC SEMI-VOLATILES

Standard ID's

curve1 10182007.B

Inst ID : LC9.I
Batch ID : 10312007.B
Ical Date: See Calibration Report
Methods : Method 8330
Test : SOP SAC-LC-0009

Date	Time	Operator	Sample ID	File ID	Vol or Wt	Extract Vol	Diln	Comments
31-OCT-2007	12:09	KenneyF	PRIMER	C-000001.	0 g	0 mL	1	
31-OCT-2007	13:13	KenneyF	PRIMER	C-000002.	0 g	0 mL	1	
31-OCT-2007	14:16	KenneyF	STD_5 E070821M 100/200/100/100	C-000003.	0 g	0 mL	1	
31-OCT-2007	15:19	KenneyF	MRL_1 E070926A 5/50/20/20	C-000004.	0 g	0 mL	1	
31-OCT-2007	16:22	KenneyF	J8P701AAB 7284422 MB	C-000005.	1000 mL	20 mL	1	
31-OCT-2007	17:25	KenneyF	J8G411AF 7284422 A7J090101-1 1	C-000006.	988 mL	20 mL	10	
31-OCT-2007	18:28	KenneyF	J8G5L1AF 7284422 A7J090101-6	C-000007.	891 mL	20 mL	1	
31-OCT-2007	19:31	KenneyF	J8G5N1AF 7284422 A7J090101-8	C-000008.	875 mL	20 mL	1	
31-OCT-2007	20:34	KenneyF	J8G5X1AF 7284422 A7J090101-12	C-000009.	889 mL	20 mL	50	
31-OCT-2007	21:37	KenneyF	J8G521AF 7284422 A7J090101-14	C-000010.	959 mL	20 mL	1	
31-OCT-2007	22:40	KenneyF	STD_6 E070821P 200/500/200/200	C-000011.	0 g	0 mL	1	
31-OCT-2007	23:43	KenneyF	MRL_1 E070926A 5/50/20/20	C-000012.	0 g	0 mL	1	
01-NOV-2007	00:46	KenneyF	J8VVF1AAB 7285551 MB	C-000013.	1000 mL	20 mL	1	
01-NOV-2007	01:49	KenneyF	J8XP41AF 7285551 A7J100103-5	C-000014.	1025 mL	20 mL	1	
01-NOV-2007	02:53	KenneyF	STD_5 E070821M 100/200/100/100	C-000015.	0 g	0 mL	1	
01-NOV-2007	03:56	KenneyF	MRL_1 E070926A 5/50/20/20	C-000016.	0 g	0 mL	1	

TestAmerica West Sacramento
GC/LC INSTRUMENT LOG

Page# 57
Book# 3100

GC/LC SEMI-VOLATILES

Standard ID's

curve: 10102007.B

Inst ID : LC9.I
Batch ID : 11012007.B
Ical Date: See Calibration Report
Methods : Method 8330
Test : SOP SAC-LC-0009

Date	Time	Operator	Sample ID	File ID	Vol or Wt	Extract Vol	Diln	Comments
01-NOV-2007	13:27	KenneyF	PRIMER	C-000001.	0 g	0 mL	1	
01-NOV-2007	14:30	KenneyF	PRIMER	C-000002.	0 g	0 mL	1	
01-NOV-2007	15:33	KenneyF	STD_5 E070821M 100/200/100/100	C-000003.	0 g	0 mL	1	
01-NOV-2007	16:36	KenneyF	MRL_1 E070926A 5/50/20/20	C-000004.	0 g	0 mL	1	
01-NOV-2007	17:39	KenneyF	J8KQH1AF 7285551 A7J100103-14	C-000005.	952 mL	20 mL	1	
01-NOV-2007	18:42	KenneyF	J8KQT1AF 7285551 A7J100103-21	C-000006.	978 mL	20 mL	5	
01-NOV-2007	19:45	KenneyF	J8KQ31AF 7285551 A7J100103-28	C-000007.	840 mL	20 mL	1	
01-NOV-2007	20:48	KenneyF	J8KQ71AF 7285551 A7J100103-30	C-000008.	865 mL	20 mL	1	
01-NOV-2007	21:51	KenneyF	STD_6 E070821P 200/500/200/200	C-000009.	0 g	0 mL	1	
01-NOV-2007	22:54	KenneyF	MRL_1 E070926A 5/50/20/20	C-000010.	0 g	0 mL	1	

METHOD BLANK REPORT

HPLC

Client Lot #...: A7J100103 **Work Order #...:** J8VVF1AA **Matrix.....:** WATER
MB Lot-Sample #: G7J120000-551

Prep Date.....: 10/12/07
Analysis Date..: 10/31/07 **Prep Batch #...:** 7285551
Dilution Factor: 1

PARAMETER	RESULT	REPORTING LIMIT	UNITS	METHOD
Nitroglycerin	ND	0.65	ug/L	SW846 8330
PETN	ND	0.65	ug/L	SW846 8330
2-Amino-4,6-dinitrotoluene	ND	0.10	ug/L	SW846 8330
4-Amino-2,6-dinitrotoluene	ND	0.10	ug/L	SW846 8330
1,3-Dinitrobenzene	ND	0.10	ug/L	SW846 8330
2,4-Dinitrotoluene	ND	0.10	ug/L	SW846 8330
2,6-Dinitrotoluene	ND	0.10	ug/L	SW846 8330
HMX	ND	0.10	ug/L	SW846 8330
Nitrobenzene	ND	0.10	ug/L	SW846 8330
2-Nitrotoluene	ND	0.50	ug/L	SW846 8330
3-Nitrotoluene	ND	0.50	ug/L	SW846 8330
4-Nitrotoluene	ND	0.50	ug/L	SW846 8330
RDX	ND	0.10	ug/L	SW846 8330
Tetryl	ND	0.10	ug/L	SW846 8330
1,3,5-Trinitrobenzene	ND	0.10	ug/L	SW846 8330
2,4,6-Trinitrotoluene	ND	0.10	ug/L	SW846 8330

SURROGATE	PERCENT RECOVERY	RECOVERY LIMITS
3,4-Dinitrotoluene	96	(83 - 113)

NOTE(S):

Calculations are performed before rounding to avoid round-off errors in calculated results.

Environmental Quality Mgt., Inc.

Client Sample ID: FWGEQUIPRINSE1-0556-GW

HPLC

Lot-Sample #...: A7J090101-014 **Work Order #...:** J8G521AF **Matrix.....:** WQ
Date Sampled...: 10/08/07 16:10 **Date Received..:** 10/09/07
Prep Date.....: 10/11/07 **Analysis Date..:** 10/31/07
Prep Batch #...: 7284422
Dilution Factor: 1.04 **Method.....:** SW846 8330

PARAMETER	RESULT	REPORTING LIMIT	UNITS	MDL
PETN	ND	0.68	ug/L	0.31
Nitroglycerin	ND	0.68	ug/L	0.34
2-Amino-4,6-dinitrotoluene	ND	0.10	ug/L	0.10
4-Amino-2,6-dinitrotoluene	ND	0.10	ug/L	0.052
1,3-Dinitrobenzene	ND	0.10	ug/L	0.052
2,4-Dinitrotoluene	**0.067 J**	**0.10**	**ug/L**	**0.052**
2,6-Dinitrotoluene	ND	0.10	ug/L	0.052
HMX	ND	0.10	ug/L	0.037
Nitrobenzene	ND	0.10	ug/L	0.052
2-Nitrotoluene	ND	0.52	ug/L	0.092
3-Nitrotoluene	ND	0.52	ug/L	0.059
4-Nitrotoluene	ND	0.52	ug/L	0.092
RDX	**0.086 J**	**0.10**	**ug/L**	**0.037**
Tetryl	ND	0.10	ug/L	0.052
1,3,5-Trinitrobenzene	ND	0.10	ug/L	0.031
2,4,6-Trinitrotoluene	ND	0.10	ug/L	0.052

SURROGATE	PERCENT RECOVERY	RECOVERY LIMITS
3,4-Dinitrotoluene	96	(83 - 113)

NOTE(S):

J Estimated result. Result is less than RL.

LABORATORY CONTROL SAMPLE EVALUATION REPORT

HPLC

Client Lot #...: A7J100103 Work Order #...: J8VVF1AC Matrix.....: WATER
LCS Lot-Sample#: G7J120000-551
Prep Date.....: 10/12/07 Analysis Date..: 10/31/07
Prep Batch #...: 7285551
Dilution Factor: 1

PARAMETER	PERCENT RECOVERY	RECOVERY LIMITS	METHOD
Nitroglycerin	**106**	**(81 - 111)**	**SW846 8330**
PETN	**101**	**(83 - 113)**	**SW846 8330**
2-Amino-4,6-dinitrotoluene	**107**	**(83 - 116)**	**SW846 8330**
4-Amino-2,6-dinitrotoluene	**104**	**(79 - 110)**	**SW846 8330**
1,3-Dinitrobenzene	**111**	**(90 - 124)**	**SW846 8330**
2,4-Dinitrotoluene	**107**	**(85 - 117)**	**SW846 8330**
2,6-Dinitrotoluene	**108**	**(84 - 119)**	**SW846 8330**
HMX	**105**	**(88 - 123)**	**SW846 8330**
Nitrobenzene	**108**	**(85 - 124)**	**SW846 8330**
2-Nitrotoluene	**104**	**(81 - 117)**	**SW846 8330**
3-Nitrotoluene	**102**	**(77 - 118)**	**SW846 8330**
4-Nitrotoluene	**104**	**(80 - 120)**	**SW846 8330**
RDX	**113**	**(91 - 121)**	**SW846 8330**
Tetryl	**89**	**(72 - 115)**	**SW846 8330**
1,3,5-Trinitrobenzene	**109**	**(87 - 123)**	**SW846 8330**
2,4,6-Trinitrotoluene	**102**	**(82 - 118)**	**SW846 8330**

SURROGATE	PERCENT RECOVERY	RECOVERY LIMITS
3,4-Dinitrotoluene	100	(83 - 113)

NOTE(S):

Calculations are performed before rounding to avoid round-off errors in calculated results.

Bold print denotes control parameters

MATRIX SPIKE SAMPLE EVALUATION REPORT

HPLC

Client Lot #...: A7J100103 Work Order #...: J8KP41AQ-MS Matrix.....: WG
MS Lot-Sample #: A7J100103-005 J8KP41AR-MSD
Date Sampled...: 10/09/07 12:10 Date Received..: 10/10/07
Prep Date.....: 10/12/07 Analysis Date..: 10/31/07
Prep Batch #...: 7285551
Dilution Factor: 0.98

PARAMETER	PERCENT RECOVERY	RECOVERY LIMITS	RPD	RPD LIMITS	METHOD
Nitroglycerin	38 a	(81 - 111)			SW846 8330
	44 a	(81 - 111)	14	(0-15)	SW846 8330
PETN	182 a	(83 - 113)			SW846 8330
	164 a	(83 - 113)	0.23	(0-16)	SW846 8330
2-Amino-4,6-dinitrotoluene	123 a	(83 - 116)			SW846 8330
	123 a	(83 - 116)	0.16	(0-15)	SW846 8330
4-Amino-2,6-dinitrotoluene	116 a	(79 - 110)			SW846 8330
	116 a	(79 - 110)	1.3	(0-17)	SW846 8330
1,3-Dinitrobenzene	93	(90 - 124)			SW846 8330
	92	(90 - 124)	1.9	(0-15)	SW846 8330
2,4-Dinitrotoluene	125 a	(85 - 117)			SW846 8330
	126 a	(85 - 117)	0.16	(0-15)	SW846 8330
2,6-Dinitrotoluene	121 a	(84 - 119)			SW846 8330
	115	(84 - 119)	5.4	(0-15)	SW846 8330
HMX	206 a	(88 - 123)			SW846 8330
	187 a	(88 - 123)	10	(0-15)	SW846 8330
Nitrobenzene	110	(85 - 124)			SW846 8330
	107	(85 - 124)	2.9	(0-15)	SW846 8330
2-Nitrotoluene	78 a	(81 - 117)			SW846 8330
	75 a	(81 - 117)	4.8	(0-15)	SW846 8330
3-Nitrotoluene	105	(77 - 118)			SW846 8330
	107	(77 - 118)	1.2	(0-15)	SW846 8330
4-Nitrotoluene	90	(80 - 120)			SW846 8330
	90	(80 - 120)	0.88	(0-15)	SW846 8330
RDX	90 a	(91 - 121)			SW846 8330
	82 a	(91 - 121)	10	(0-15)	SW846 8330
Tetryl	75	(72 - 115)			SW846 8330
	79	(72 - 115)	4.2	(0-15)	SW846 8330
1,3,5-Trinitrobenzene	96	(87 - 123)			SW846 8330
	92	(87 - 123)	3.2	(0-15)	SW846 8330
2,4,6-Trinitrotoluene	141 a	(82 - 118)			SW846 8330
	140 a	(82 - 118)	1.6	(0-16)	SW846 8330

(Continued on next page)

MATRIX SPIKE SAMPLE EVALUATION REPORT

HPLC

Client Lot #...: A7J100103 **Work Order #...:** J8KP41AQ-MS **Matrix.....:** WG
MS Lot-Sample #: A7J100103-005 J8KP41AR-MSD

SURROGATE	PERCENT RECOVERY	RECOVERY LIMITS
3,4-Dinitrotoluene	115 *	(83 - 113)
	113	(83 - 113)

NOTE(S):

Calculations are performed before rounding to avoid round-off errors in calculated results.

Bold print denotes control parameters

a Spiked analyte recovery is outside stated control limits.

* Surrogate recovery is outside stated control limits.

MATRIX SPIKE SAMPLE EVALUATION REPORT

HPLC

Client Lot #...: A7J100103 Work Order #...: J8KQ71AQ-MS Matrix.....: WG
MS Lot-Sample #: A7J100103-030 J8KQ71AR-MSD
Date Sampled...: 10/09/07 13:20 Date Received..: 10/10/07
Prep Date.....: 10/12/07 Analysis Date..: 11/01/07
Prep Batch #...: 7285551
Dilution Factor: 1.04

PARAMETER	PERCENT RECOVERY	RECOVERY LIMITS	RPD	RPD LIMITS	METHOD
Nitroglycerin	97	(81 - 111)			SW846 8330
	97	(81 - 111)	7.3	(0-15)	SW846 8330
PETN	98	(83 - 113)			SW846 8330
	96	(83 - 113)	5.1	(0-16)	SW846 8330
2-Amino-4,6-dinitrotoluene	104	(83 - 116)			SW846 8330
	103	(83 - 116)	6.0	(0-15)	SW846 8330
4-Amino-2,6-dinitrotoluene	101	(79 - 110)			SW846 8330
	100	(79 - 110)	6.1	(0-17)	SW846 8330
1,3-Dinitrobenzene	106	(90 - 124)			SW846 8330
	106	(90 - 124)	7.8	(0-15)	SW846 8330
2,4-Dinitrotoluene	104	(85 - 117)			SW846 8330
	102	(85 - 117)	5.3	(0-15)	SW846 8330
2,6-Dinitrotoluene	101	(84 - 119)			SW846 8330
	100	(84 - 119)	5.2	(0-15)	SW846 8330
HMX	97	(88 - 123)			SW846 8330
	100	(88 - 123)	9.8	(0-15)	SW846 8330
Nitrobenzene	107	(85 - 124)			SW846 8330
	108	(85 - 124)	8.8	(0-15)	SW846 8330
2-Nitrotoluene	100	(81 - 117)			SW846 8330
	97	(81 - 117)	4.4	(0-15)	SW846 8330
3-Nitrotoluene	99	(77 - 118)			SW846 8330
	96	(77 - 118)	3.6	(0-15)	SW846 8330
4-Nitrotoluene	101	(80 - 120)			SW846 8330
	98	(80 - 120)	4.4	(0-15)	SW846 8330
RDX	103	(91 - 121)			SW846 8330
	109	(91 - 121)	12	(0-15)	SW846 8330
Tetryl	78	(72 - 115)			SW846 8330
	78	(72 - 115)	6.6	(0-15)	SW846 8330
1,3,5-Trinitrobenzene	96	(87 - 123)			SW846 8330
	99	(87 - 123)	9.8	(0-15)	SW846 8330
2,4,6-Trinitrotoluene	97	(82 - 118)			SW846 8330
	96	(82 - 118)	6.4	(0-16)	SW846 8330

(Continued on next page)

MATRIX SPIKE SAMPLE EVALUATION REPORT

HPLC

Client Lot #...: A7J100103 **Work Order #...:** J8KQ71AQ-MS **Matrix.....:** WG
MS Lot-Sample #: A7J100103-030 J8KQ71AR-MSD

SURROGATE	PERCENT RECOVERY	RECOVERY LIMITS
3,4-Dinitrotoluene	97	(83 - 113)
	94	(83 - 113)

NOTE(S):

Calculations are performed before rounding to avoid round-off errors in calculated results.

Bold print denotes control parameters

Matrix Spike / Matrix Spike Duplicate Recovery and RPD Outlier Report

Method Batch : 7285551 **Analysis Method :** 8330 **Analysis Date :** 10/31/2007

Preparation Batch : 7285551 **Preparation Type :** 3535 **Preparation Date :** 10/12/2007

Lab Reporting Batch : A7J100103 **Lab ID:** STLCAN

Client Sample ID	Lab Sample ID	Matrix	Analyte Name	Reported *		Project Limits (Percent)			
				Percent Recovery	RPD	Rejection Point**	Lower Limit	Upper Limit	RPD
FWGRQLmw-008C-0546	A7J100103005S	AQ	2,4,6-TNT	141		0.00	40.00	140.00	20.00
			HMX	206		0.00	40.00	140.00	20.00
			NITROGLYCERINE	38		0.00	40.00	140.00	20.00
			Pentaerythritol Tetranitrate (PETN)	182		0.00	40.00	140.00	20.00
FWGRQLmw-008C-0546	A7J100103005D		HMX	187		0.00	40.00	140.00	20.00
			Pentaerythritol Tetranitrate (PETN)	184		0.00	40.00	140.00	20.00

Associated Samples: Parent sample only

Client Sample ID	Lab Sample ID
FWGLL12mw-182C-0531-GW	A7J100103030
FWGRQLmw-008C-0546-GW	A7J100103005

No qualifications since there were no other QC outliers.

* Only those Percent Recovery and/or RPD values outside project limits are listed in this report.
** Metal are also assessed against an upper rejection point of 150 percent for waters and 200 percent for soils and sediments

Project Number and Name: ***030240.0005 - Ravenna GW***

QC Outlier Report: Field Duplicates (Non-qualified Outliers)

Lab Report Batch: A7J100103 **Lab ID:** STLCAN

			Field Sample				Field Sample Duplicate						
Analysis Method	Matrix	Analyte Name	Client Sample ID	Ana Type	Result	Lab Qualifier	Client Sample Duplicate ID	Ana Type	Result	Lab Qualifiers	RPD Dup* (%)	RPD Criteria (%)	Result Units
6010B	AQ	Vanadium	FWGLL11mw-002	ES/TO	1.3	B	FWGLL11mw-DU	ES/TO	2.0	B	42.4	30	ug/L
6020	AQ	Aluminum		ES/TO	556			ES/TO	864		43.4	30	ug/L
	AQ	Antimony		ES/TO	0.28	B		ES/TO	2.0	U	200.0	30	ug/L
	AQ	Cadmium		ES/TO	0.18	B		ES/TO	0.12	B	40.0	30	ug/L
	AQ	Iron		ES/TO	1310			ES/TO	1810		32.1	30	ug/L
8330	AQ	Nitrobenzene	FWGLL11mw-002	DL	0.099	U	FWGLL11mw-DU	DL	0.057	J	200.0	30	ug/L
6010B	AQ	Chromium	FWGLL12mw-183	ES/TO	5.6		FWGLL12mw-DU	ES/TO	5.0	U	200.0	30	ug/L
	AQ	Nickel		ES/TO	5.1	B		ES/TO	10.0	U	200.0	30	ug/L
6020	AQ	Antimony		ES/TO	0.23	B		ES/TO	0.16	B	35.9	30	ug/L
8270C	✓AQ	bis(2-Ethylhexyl) phthalate	FWGLL12mw-183	RES	10	U	FWGLL12mw-DU	RES	5.6	J B	200.0	30	ug/L
6020	AQ	Zinc	FWGRQLmw-009	ES/TO	3.6	B J	FWGRQLmw-DU	ES/TO	2.6	B J	32.3	30	ug/L

**Note: Outlier report also includes analytes detected in one sample but not in the related sample, i.e., analyte was detected in the field sample but not in the field duplicate sample, or vice versa. In this case, RPD value assigned to the field duplicate sample is 200.*

Project Number and Name: ***030240.0005 - Ravenna GW***

6860 PERCHLORATE DATA

Environmental Quality Mgt., Inc.

Client Sample ID: FWGLL11mw-002C-0528-GF

HPLC

Lot-Sample #...: A7J100103-002 Work Order #...: J8KP11A3 Matrix.....: WG
Date Sampled...: 10/08/07 09:55 Date Received..: 10/10/07
Prep Date.....: 10/22/07 Analysis Date..: 10/23/07
Prep Batch #...: 7295371
Dilution Factor: 1 Method.....: SW846 6860

PARAMETER	RESULT	REPORTING LIMIT	UNITS	MDL
Perchlorate	0.0094 J	0.10	ug/L	0.0088

NOTE(S):

J Estimated result. Result is less than RL.

Environmental Quality Mgt., Inc.

Client Sample ID: FWGLL11mw-DUP4-0554-GF

HPLC

Lot-Sample #...: A7J100103-004 Work Order #...: J8KP31AE Matrix.....: WG
Date Sampled...: 10/08/07 09:55 Date Received..: 10/10/07
Prep Date.....: 10/22/07 Analysis Date..: 10/23/07
Prep Batch #...: 7295371
Dilution Factor: 1 Method.....: SW846 6860

PARAMETER	RESULT	REPORTING LIMIT	UNITS	MDL
Perchlorate	0.0088 J	0.10	ug/L	0.0088

NOTE(S):

J Estimated result. Result is less than RL.

Environmental Quality Mgt., Inc.

Client Sample ID: FWGRQLmw-008C-0546-GF

HPLC

Lot-Sample #...:	A7J100103-006	**Work Order #...:**	J8KP61AL	**Matrix.....:**	WG
Date Sampled...:	10/09/07 12:10	**Date Received..:**	10/10/07		
Prep Date.....:	10/22/07	**Analysis Date..:**	10/23/07		
Prep Batch #...:	7295371				
Dilution Factor:	1	**Method.....:**	SW846 6860		

PARAMETER	RESULT	REPORTING LIMIT	UNITS	MDL
Perchlorate	ND	0.10	ug/L	0.0088

Environmental Quality Mgt., Inc.

Client Sample ID: FWGLL12mw-183C-0532-GF

HPLC

Lot-Sample #...: A7J100103-008 Work Order #...: J8KP81AE Matrix.....: WG
Date Sampled...: 10/09/07 14:45 Date Received..: 10/10/07
Prep Date.....: 10/22/07 Analysis Date..: 10/24/07
Prep Batch #...: 7295371
Dilution Factor: 1 Method.....: SW846 6860

PARAMETER	RESULT	REPORTING LIMIT	UNITS	MDL
Perchlorate	ND	0.10	ug/L	0.0088

Environmental Quality Mgt., Inc.

Client Sample ID: FWGLL12mw-DUP2-0552-GF

HPLC

Lot-Sample #...:	A7J100103-010	**Work Order #...:**	J8KQA1AE	**Matrix.....:**	WG
Date Sampled...:	10/09/07 14:45	**Date Received..:**	10/10/07		
Prep Date.....:	10/22/07	**Analysis Date..:**	10/24/07		
Prep Batch #...:	7295371				
Dilution Factor:	1	**Method.....:**	SW846 6860		

PARAMETER	RESULT	REPORTING LIMIT	UNITS	MDL
Perchlorate	ND	0.10	ug/L	0.0088

Environmental Quality Mgt., Inc.

Client Sample ID: FWGCBPmw-007-0524-GF

HPLC

Lot-Sample #...:	A7J100103-013	**Work Order #...:**	J8KQG1AE	**Matrix.....:**	WG
Date Sampled...:	10/09/07 09:00	**Date Received..:**	10/10/07		
Prep Date.....:	10/22/07	**Analysis Date..:**	10/24/07		
Prep Batch #...:	7295371				
Dilution Factor:	1	**Method.....:**	SW846 6860		

PARAMETER	RESULT	REPORTING LIMIT	UNITS	MDL
Perchlorate	ND	0.10	ug/L	0.0088

Environmental Quality Mgt., Inc.

Client Sample ID: FWGEEQUIPRINSE2-0557-GW

HPLC

Lot-Sample #...:	A7J100103-014	**Work Order #...:**	J8KQH1CC	**Matrix.....:**	WG
Date Sampled...:	10/09/07 11:20	**Date Received..:**	10/10/07		
Prep Date.....:	10/22/07	**Analysis Date..:**	10/24/07		
Prep Batch #...:	7295371				
Dilution Factor:	1	**Method.....:**	SW846 6860		

PARAMETER	RESULT	REPORTING LIMIT	UNITS	MDL
Perchlorate	ND	0.10	ug/L	0.0088

Environmental Quality Mgt., Inc.

Client Sample ID: FWGCBPmw-006C-0523-GF

HPLC

Lot-Sample #...:	A7J100103-016	**Work Order #...:**	J8KQK1AE	**Matrix.....:**	WG
Date Sampled...:	10/09/07 12:40	**Date Received..:**	10/10/07		
Prep Date.....:	10/22/07	**Analysis Date..:**	10/24/07		
Prep Batch #...:	7295371				
Dilution Factor:	1	**Method.....:**	SW846 6860		

PARAMETER	RESULT	REPORTING LIMIT	UNITS	MDL
Perchlorate	0.13	0.10	ug/L	0.0088

Environmental Quality Mgt., Inc.

Client Sample ID: FWGLL4mw-198C-0543-GF

HPLC

Lot-Sample #...:	A7J100103-018	**Work Order #...:**	J8KQN1AE	**Matrix.....:**	WG
Date Sampled...:	10/09/07 14:25	**Date Received..:**	10/10/07		
Prep Date.....:	10/22/07	**Analysis Date..:**	10/24/07		
Prep Batch #...:	7295371				
Dilution Factor:	1	**Method.....:**	SW846 6860		

PARAMETER	RESULT	REPORTING LIMIT	UNITS	MDL
Perchlorate	ND	0.10	ug/L	0.0088

Environmental Quality Mgt., Inc.

Client Sample ID: FWGLL4mw-199C-0544-GF

HPLC

Lot-Sample #...:	A7J100103-020	**Work Order #...:**	J8KQQ1AE	**Matrix.....:**	WG
Date Sampled...:	10/09/07 16:20	**Date Received..:**	10/10/07		
Prep Date.....:	10/22/07	**Analysis Date..:**	10/24/07		
Prep Batch #...:	7295371				
Dilution Factor:	1	**Method.....:**	SW846 6860		

PARAMETER	RESULT	REPORTING LIMIT	UNITS	MDL
Perchlorate	ND	0.10	ug/L	0.0088

Environmental Quality Mgt., Inc.

Client Sample ID: FWGLL1mw-080C-0536-GF

HPLC

Lot-Sample #...:	A7J100103-022	Work Order #...:	J8KQV1AE	Matrix.....:	WG
Date Sampled...:	10/08/07 17:00	Date Received..:	10/10/07		
Prep Date.....:	10/22/07	Analysis Date..:	10/24/07		
Prep Batch #...:	7295371				
Dilution Factor:	1	Method.....:	SW846 6860		

PARAMETER	RESULT	REPORTING LIMIT	UNITS	MDL
Perchlorate	0.012 J	0.10	ug/L	0.0088

NOTE(S):

J Estimated result. Result is less than RL.

Environmental Quality Mgt., Inc.

Client Sample ID: FWGRQLmw-009C-0547-GF

HPLC

Lot-Sample #...:	A7J100103-025	**Work Order #...:**	J8KQ01AE	**Matrix.....:**	WG
Date Sampled...:	10/09/07 09:30	**Date Received...:**	10/10/07		
Prep Date.....:	10/22/07	**Analysis Date..:**	10/24/07		
Prep Batch #...:	7295371				
Dilution Factor:	1	**Method.....:**	SW846 6860		

PARAMETER	RESULT	REPORTING LIMIT	UNITS	MDL
Perchlorate	ND	0.10	ug/L	0.0088

Environmental Quality Mgt., Inc.

Client Sample ID: FWGRQLmw-DUP3-0553-GF

HPLC

Lot-Sample #...:	A7J100103-027	Work Order #...:	J8KQ21AE	Matrix.....:	WG
Date Sampled...:	10/09/07 10:30	Date Received..:	10/10/07		
Prep Date.....:	10/22/07	Analysis Date..:	10/24/07		
Prep Batch #...:	7295371				
Dilution Factor:	1	Method.....:	SW846 6860		

PARAMETER	RESULT	REPORTING LIMIT	UNITS	MDL
Perchlorate	ND	0.10	ug/L	0.0088

Environmental Quality Mgt., Inc.

Client Sample ID: FWGRQLmw-007C-0545-GF

HPLC

Lot-Sample #...: A7J100103-029	**Work Order #...:** J8KQ51AE	**Matrix.....:** WG	
Date Sampled...: 10/09/07 11:50	**Date Received..:** 10/10/07		
Prep Date.....: 10/22/07	**Analysis Date..:** 10/24/07		
Prep Batch #...: 7295371			
Dilution Factor: 1	**Method.....:** SW846 6860		

PARAMETER	RESULT	REPORTING LIMIT	UNITS	MDL
Perchlorate	ND	0.10	ug/L	0.0088

Environmental Quality Mgt., Inc.

Client Sample ID: FWGLL12mw-182C-0531-GF

HPLC

Lot-Sample #...: A7J100103-031 Work Order #...: J8KRD1AL Matrix.....: WG
Date Sampled...: 10/09/07 13:20 Date Received..: 10/10/07
Prep Date.....: 10/22/07 Analysis Date..: 10/24/07
Prep Batch #...: 7295371
Dilution Factor: 1 Method.....: SW846 6860

PARAMETER	RESULT	REPORTING LIMIT	UNITS	MDL
Perchlorate	ND	0.10	ug/L	0.0088

Environmental Quality Mgt., Inc.

Client Sample ID: FWGLL12mw-153C-0530-GW

HPLC

Lot-Sample #...:	A7J100103-033	**Work Order #...:**	J8KRG1AE	**Matrix.....:**	WG
Date Sampled...:	10/09/07 15:45	**Date Received..:**	10/10/07		
Prep Date.....:	10/22/07	**Analysis Date..:**	10/24/07		
Prep Batch #...:	7295371				
Dilution Factor:	1	**Method.....:**	SW846 6860		

PARAMETER	RESULT	REPORTING LIMIT	UNITS	MDL
Perchlorate	ND	0.10	ug/L	0.0088

METHOD BLANK REPORT

HPLC

Client Lot #...: A7J100103 **Work Order #...:** J9J8N1AA **Matrix.....:** WATER
MB Lot-Sample #: R7J220000-371

Prep Date.....: 10/22/07
Analysis Date..: 10/23/07 **Prep Batch #...:** 7295371
Dilution Factor: 1

PARAMETER	RESULT	REPORTING LIMIT	UNITS	METHOD
Perchlorate	ND	0.10	ug/L	SW846 6860

NOTE(S):

Calculations are performed before rounding to avoid round-off errors in calculated results.

Environmental Quality Mgt., Inc.

Client Sample ID: FWGEQUIPRINSE1-0556-GW

HPLC

Lot-Sample #...:	A7J090101-014	**Work Order #...:**	J8G521CC	**Matrix.....:**	WQ
Date Sampled...:	10/08/07 16:10	**Date Received..:**	10/09/07		
Prep Date.....:	10/22/07	**Analysis Date..:**	10/23/07		
Prep Batch #...:	7295357				
Dilution Factor:	1	**Method.....:**	SW846 6860		

PARAMETER	RESULT	REPORTING LIMIT	UNITS	MDL
Perchlorate	ND	0.10	ug/L	0.0088

LABORATORY CONTROL SAMPLE EVALUATION REPORT

HPLC

Client Lot #...: A7J100103 **Work Order #...:** J9J8N1AC **Matrix.....:** WATER
LCS Lot-Sample#: R7J220000-371
Prep Date.....: 10/22/07 **Analysis Date..:** 10/23/07
Prep Batch #...: 7295371
Dilution Factor: 1

PARAMETER	PERCENT RECOVERY	RECOVERY LIMITS	METHOD
Perchlorate	**118**	**(80 - 120)**	**SW846 6860**

NOTE(S):

Calculations are performed before rounding to avoid round-off errors in calculated results.

Bold print denotes control parameters

MATRIX SPIKE SAMPLE EVALUATION REPORT

HPLC

Client Lot #...: A7J100103 **Work Order #...:** J8KP61AM-MS **Matrix.....:** WG
MS Lot-Sample #: A7J100103-006 J8KP61AN-MSD
Date Sampled...: 10/09/07 12:10 **Date Received..:** 10/10/07
Prep Date.....: 10/22/07 **Analysis Date..:** 10/23/07
Prep Batch #...: 7295371
Dilution Factor: 1

PARAMETER	PERCENT RECOVERY	RECOVERY LIMITS	RPD	RPD LIMITS	METHOD
Perchlorate	**117**	**(80 - 120)**			**SW846 6860**
	115	**(80 - 120)**	**1.2**	**(0-15)**	**SW846 6860**

NOTE(S):

Calculations are performed before rounding to avoid round-off errors in calculated results.

Bold print denotes control parameters

MATRIX SPIKE SAMPLE EVALUATION REPORT

HPLC

Client Lot #...:	A7J100103	**Work Order #...:**	J8KRD1AM-MS	**Matrix.....:**	WG
MS Lot-Sample #:	A7J100103-031		J8KRD1AN-MSD		
Date Sampled...:	10/09/07 13:20	**Date Received..:**	10/10/07		
Prep Date.....:	10/22/07	**Analysis Date..:**	10/24/07		
Prep Batch #...:	7295371				
Dilution Factor:	1				

PARAMETER	PERCENT RECOVERY	RECOVERY LIMITS	RPD	RPD LIMITS	METHOD
Perchlorate	**112**	**(80 - 120)**			**SW846 6860**
	116	**(80 - 120)**	**3.0**	**(0-15)**	**SW846 6860**

NOTE(S):

Calculations are performed before rounding to avoid round-off errors in calculated results.

Bold print denotes control parameters

QC Outlier Report: Temperature (Non-qualified Outliers)

Lab Report Batch: A7J100103 **Lab ID:** STLCAN

Client Sample ID	Lab Sample ID	Analysis Method	Matrix	Sample Temperature (C)	Criteria Lower Limit	Criteria Upper Limit
FWGLL12mw-182C-0531-	A7J100103030	353.2	AQ	1.8	2.0	6.0
FWGLL12mw-182C-0531-	A7J100103030S	353.2	AQ	1.8	2.0	6.0
FWGLL12mw-182C-0531-	A7J100103030D	353.2	AQ	1.8	2.0	6.0
FWGLL11mw-DUP4-0554-	A7J100103003	353.2 Modified	AQ	1.4	2.0	6.0
FWGLL12mw-182C-0531-	A7J100103030	353.2 Modified	AQ	1.8	2.0	6.0
FWGLL12mw-182C-0531-	A7J100103030S	353.2 Modified	AQ	1.8	2.0	6.0
FWGLL12mw-182C-0531-	A7J100103030D	353.2 Modified	AQ	1.8	2.0	6.0
FWGLL12mw-182C-0531-	A7J100103031	6860	AQ	1.8	2.0	6.0
FWGLL12mw-182C-0531-	A7J100103031S	6860	AQ	1.8	2.0	6.0
FWGLL12mw-182C-0531-	A7J100103031D	6860	AQ	1.8	2.0	6.0
FWGLL11mw-DUP4-0554-	A7J100103003	8081A	AQ	1.4	2.0	
FWGLL12mw-182C-0531-	A7J100103030	8081A	AQ	1.8	2.0	
FWGLL12mw-182C-0531-	A7J100103030S	8081A	AQ	1.8	2.0	
FWGLL12mw-182C-0531-	A7J100103030D	8081A	AQ	1.8	2.0	
FWGLL11mw-DUP4-0554-	A7J100103003	8082	AQ	1.4	2.0	
FWGLL12mw-182C-0531-	A7J100103030	8082	AQ	1.8	2.0	
FWGLL12mw-182C-0531-	A7J100103030S	8082	AQ	1.8	2.0	
FWGLL12mw-182C-0531-	A7J100103030D	8082	AQ	1.8	2.0	
FWGLL11mw-DUP4-0554-	A7J100103003	8260B	AQ	1.4	2.0	
FWGLL12mw-182C-0531-	A7J100103030	8260B	AQ	1.8	2.0	
FWGLL12mw-182C-0531-	A7J100103030S	8260B	AQ	1.8	2.0	
FWGLL12mw-182C-0531-	A7J100103030D	8260B	AQ	1.8	2.0	
FWGTEAM2-TRIP	A7J100103034	8260B	AQ	1.7	2.0	
FWGLL11mw-DUP4-0554-	A7J100103003	8270C	AQ	1.4	2.0	
FWGLL12mw-182C-0531-	A7J100103030	8270C	AQ	1.8	2.0	
FWGLL12mw-182C-0531-	A7J100103030S	8270C	AQ	1.8	2.0	
FWGLL12mw-182C-0531-	A7J100103030D	8270C	AQ	1.8	2.0	
FWGLL11mw-DUP4-0554-	A7J100103003	8330	AQ	1.4	2.0	
FWGLL12mw-182C-0531-	A7J100103030	8330	AQ	1.8	2.0	
FWGLL12mw-182C-0531-	A7J100103030S	8330	AQ	1.8	2.0	
FWGLL12mw-182C-0531-	A7J100103030D	8330	AQ	1.8	2.0	

QC Outlier Report: Temperature (Non-qualified Outliers)

Lab Report Batch: A7J100103 **Lab ID:** STLCAN

Client Sample ID	Lab Sample ID	Analysis Method	Matrix	Sample Temperature (C)	Criteria Lower Limit	Criteria Upper Limit
FWGLL11mw-DUP4-0554-	A7J100103003	√ 9012A	AQ	1.4	2.0	6.0
FWGLL12mw-182C-0531-	A7J100103030	√ 9012A	AQ	1.8	2.0	6.0
FWGLL12mw-182C-0531-	A7J100103030S	√ 9012A	AQ	1.8	2.0	6.0
FWGLL12mw-182C-0531-	A7J100103030D	√ 9012A	AQ	1.8	2.0	6.0
FWGLL11mw-DUP4-0554-	A7J100103003	√ 8W8330 Modifie	AQ	1.4	2.0	
FWGLL12mw-182C-0531-	A7J100103030	√ 8W8330 Modifie	AQ	1.8	2.0	
FWGLL12mw-182C-0531-	A7J100103030S	√ 8W8330 Modifie	AQ	1.8	2.0	
FWGLL12mw-182C-0531-	A7J100103030D	√ 8W8330 Modifie	AQ	1.8	2.0	

No qualifications made; temp within NELAC criteria.
ATW 12/11/07

Reporting Limits Outlier Report (detected results reported below the reporting limit)

Lab Report Batch: A7J100103 **Lab ID:** STLCAN

Client Sample ID	Lab Sample ID	Analysis Method	Matrix	Analyte Name	Lab Qualifier	Result	EDD Reporting Limit	Units
FWGCBPmw-006C-0523-	A7J100103016	6020	AQ	Antimony	B	0.14	2.0	ug/L
FWGCBPmw-006C-0523-	A7J100103015	8270C		bis(2-Ethylhexyl) phthalate	J B	0.91	10	ug/L
FWGCBPmw-007-0524-G	A7J100103013	6010B		Cobalt	B	2.9	5.0	ug/L
				Nickel	B	4.5	10.0	ug/L
		6020		Zinc	B J	2.5	10.0	ug/L
FWGCBPmw-007C-0524-	A7J100103012	8260B		Carbon disulfide	J	0.52	1.0	ug/L
		8270C		bis(2-Ethylhexyl) phthalate	J B	1.2	10	ug/L
		8330		HMX	J	0.053	0.098	ug/L
				Nitrobenzene	J	0.071	0.098	ug/L
FWGEEQUIPRINSE2-055	A7J100103014	6010B		Potassium	B J	137	1000	ug/L
		8260B		2-Butanone	J	9.1	10	ug/L
				2-Hexanone	J	0.58	10	ug/L
				4-Methyl-2-pentanone	J	2.2	10	ug/L
				Ethylbenzene	J	0.19	1.0	ug/L
				M&P-XYLENES	J	0.60	2.0	ug/L
				o-Xylene	J	0.34	1.0	ug/L
				TOTAL XYLENES	J	0.94	2.0	ug/L
		8270C		Dimethyl phthalate	J	0.60	1.0	ug/L
				Di-n-butyl phthalate	J	0.87	1.0	ug/L
FWGLL11mw-002C-0528-	A7J100103002	6010B		Nickel	B	3.7	10.0	ug/L
				Vanadium	B	1.3	10.0	ug/L
		6020		Antimony	B	0.28	2.0	ug/L
				Cadmium	B	0.18	0.50	ug/L
		6860		Perchlorate	J	0.0094	0.10	ug/L
FWGLL11mw-DUP4-0554	A7J100103004	6010B		Nickel	B	4.2	10.0	ug/L
				Vanadium	B	2.0	10.0	ug/L
		6020		Cadmium	B	0.12	0.50	ug/L
		6860		Perchlorate	J	0.0088	0.10	ug/L
FWGLL11mw-DUP4-0554	A7J100103003	8330		Nitrobenzene	J	0.057	0.099	ug/L
FWGLL12mw-153C-0530-	A7J100103032	353.2		Nitrate as N (NO3-N)	B	0.02	0.1	mg/L
	A7J100103033	6020		Antimony	B	0.22	2.0	ug/L
				Zinc	B J	6.2	10.0	ug/L
	A7J100103032	8081A		beta-BHC	J	0.010	0.030	ug/L
		8330		HMX	J	0.052	0.11	ug/L
FWGLL12mw-182C-0531-	A7J100103031	6020		Zinc	B J	3.1	10.0	ug/L
FWGLL12mw-182C-0531-	A7J100103030	8081A		beta-BHC	J	0.019	0.030	ug/L

Reporting Limits Outlier Report (detected results reported below the reporting limit)

Lab Report Batch: A7J100103 **Lab ID:** STLCAN

Client Sample ID	Lab Sample ID	Analysis Method	Matrix	Analyte Name	Lab Qualifier	Result	EDD Reporting Limit	Units
FWGLL12mw-182C-0531-	A7J100103030	8081A	AQ	Methoxychlor	J	0.010	0.10	ug/L
		8270C		bis(2-Ethylhexyl) phthalate	J B	3.0	10	ug/L
		8330		HMX	J	0.066	0.12	ug/L
FWGLL12mw-183C-0532-	A7J100103008	6010B		Nickel	B	5.1	10.0	ug/L
		6020		Antimony	B	0.23	2.0	ug/L
				Zinc	B	3.9	10.0	ug/L
FWGLL12mw-183C-0532-	A7J100103007	353.2		Nitrate as N (NO3-N)	B	0.02	0.1	mg/L
		8260B		Carbon disulfide	J	0.47	1.0	ug/L
FWGLL12mw-DUP2-0552	A7J100103010	6020		Antimony	B	0.16	2.0	ug/L
				Zinc	B J	4.0	10.0	ug/L
FWGLL12mw-DUP2-0552	A7J100103009	353.2		Nitrate as N (NO3-N)	B	0.02	0.1	mg/L
		8260B		Carbon disulfide	J	0.43	1.0	ug/L
		8270C		bis(2-Ethylhexyl) phthalate	J B	5.6	10	ug/L
FWGLL1mw-080C-0536-G	A7J100103022	6010B		Nickel	B	4.8	10.0	ug/L
		6020		Zinc	B J	3.9	10.0	ug/L
		6860		Perchlorate	J	0.012	0.10	ug/L
FWGLL1mw-080C-0536-G	A7J100103021	8081A		beta-BHC	J	0.022	0.030	ug/L
		8260B		Toluene	J	0.22	1.0	ug/L
		8330		2,4-Dinitrotoluene	J	0.45	0.51	ug/L
				2,6-Dinitrotoluene	J	0.49	0.51	ug/L
FWGLL4mw-198C-0543-G	A7J100103018	6020		Aluminum	B	22.0	50.0	ug/L
FWGLL4mw-199C-0544-G	A7J100103020			Aluminum	B	12.4	50.0	ug/L
				Zinc	B J	4.9	10.0	ug/L
FWGLL4mw-199C-0544-G	A7J100103019	8081A		beta-BHC	J	0.020	0.030	ug/L
		8270C		bis(2-Ethylhexyl) phthalate	J B	1.3	10	ug/L
FWGRQLmw-007C-0545-	A7J100103029	6020		Aluminum	B	15.3	50.0	ug/L
FWGRQLmw-007C-0545-	A7J100103028	8081A		beta-BHC	J	0.0098	0.030	ug/L
FWGRQLmw-008C-0546-	A7J100103006	6010B		Silver	B	2.2	5.0	ug/L
				Vanadium	B	1.3	10.0	ug/L
		6020		Beryllium	B	0.77	1.0	ug/L
				Zinc	B J	6.6	10.0	ug/L
FWGRQLmw-008C-0546-	A7J100103005	8081A		Methoxychlor	J	0.055	0.10	ug/L
				Toxaphene	J	0.64	2.0	ug/L
FWGRQLmw-009C-0547-	A7J100103025	6010B		Nickel	B	6.0	10.0	ug/L
		6020		Thallium	B	0.15	1.0	ug/L
				Zinc	B J	3.6	10.0	ug/L

Reporting Limits Outlier Report (detected results reported below the reporting limit)

Lab Report Batch: A7J100103 **Lab ID:** STLCAN

Client Sample ID	Lab Sample ID	Analysis Method	Matrix	Analyte Name	Lab Qualifier	Result	EDD Reporting Limit	Units
FWGRQLmw-009C-0547-	A7J100103024	8081A	AQ	beta-BHC	J	0.0092	0.030	ug/L
FWGRQLmw-DUP3-0553-	A7J100103027	6010B		Nickel	B	6.5	10.0	ug/L
		6020		Thallium	B	0.14	1.0	ug/L
				Zinc	B J	2.6	10.0	ug/L
FWGRQLmw-DUP3-0553-	A7J100103026	8081A		beta-BHC	J	0.011	0.030	ug/L
FWGTEAM1-TRIP	A7J100103011	8260B		Acetone	J	4.4	10	ug/L
				Methylene chloride	J	0.65	2.0	ug/L
FWGTEAM2-TRIP	A7J100103034			Acetone	J	3.9	10	ug/L
				Methylene chloride	J	0.57	2.0	ug/L
FWGTEAM3-TRIP	A7J100103023			Acetone	J	3.2	10	ug/L
				Methylene chloride	J	0.62	2.0	ug/L

QC Outlier Report: Non-Qualified Outliers for Reporting Limits
(Sample is non-detect but reported result exceeds project requirements for reporting limit)

Lab Report Batch: A7J100103 **Lab ID:** STLCAN

Client Sample ID	Lab Sample ID	Analysis Method	Matrix	Analyte Name	Lab Qualifier	Result	Reporting Limit Criteria*	Units
FWGCBPmw-006C-0523-	A7J100103015	8330	AQ	2-Nitrotoluene	U	0.50	0.20	ug/L
				3-Nitrotoluene	U	0.50	0.20	ug/L
				4-Nitrotoluene	U	0.50	0.20	ug/L
FWGCBPmw-007C-0524-	A7J100103012	8330	AQ	2-Nitrotoluene	U	0.49	0.20	ug/L
				3-Nitrotoluene	U	0.49	0.20	ug/L
				4-Nitrotoluene	U	0.49	0.20	ug/L
FWGEEQUIPRINSE2-055	A7J100103014	6010B	AQ	Calcium	U	1000	100.00	ug/L
				Magnesium	U	1000	100.00	ug/L
				Sodium	U	1000	200.00	ug/L
		8330		2-Nitrotoluene	U	0.52	0.21	ug/L
				3-Nitrotoluene	U	0.52	0.21	ug/L
				4-Nitrotoluene	U	0.52	0.21	ug/L
FWGLL11mw-002C-0528-	A7J100103001	8330	AQ	2-Nitrotoluene	U	0.50	0.20	ug/L
				3-Nitrotoluene	U	0.50	0.20	ug/L
				4-Nitrotoluene	U	0.50	0.20	ug/L
FWGLL11mw-DUP4-0554	A7J100103003	8330	AQ	2-Nitrotoluene	U	0.50	0.20	ug/L
				3-Nitrotoluene	U	0.50	0.20	ug/L
				4-Nitrotoluene	U	0.50	0.20	ug/L
FWGLL12mw-153C-0530-	A7J100103032	8330	AQ	2-Nitrotoluene	U	0.56	0.22	ug/L
				3-Nitrotoluene	U	0.56	0.22	ug/L
				4-Nitrotoluene	U	0.56	0.22	ug/L
FWGLL12mw-182C-0531-	A7J100103030	8330	AQ	2,4-Dinitrotoluene	U	0.12	0.12	ug/L
				2,6-Dinitrotoluene	U	0.12	0.12	ug/L
				2-Nitrotoluene	U	0.58	0.23	ug/L
				3-Nitrotoluene	U	0.58	0.23	ug/L
				4-Nitrotoluene	U	0.58	0.23	ug/L
FWGLL12mw-183C-0532-	A7J100103007	8330	AQ	2-Nitrotoluene	U	0.49	0.20	ug/L
				3-Nitrotoluene	U	0.49	0.20	ug/L

* Reporting Limit Criteria = (Dilution Factor) * (Reporting Limit from the reference project library) * (Percent Moisture Correction)
Percent Moisture Correction:
Soil: 100 / (100 - Percent Moisture)
Water: 1

Project Number and Name: **030240.0005 - Ravenna GW**

QC Outlier Report: Non-Qualified Outliers for Reporting Limits
(Sample is non-detect but reported result exceeds project requirements for reporting limit)

Lab Report Batch: A7J100103 **Lab ID:** STLCAN

Client Sample ID	Lab Sample ID	Analysis Method	Matrix	Analyte Name	Lab Qualifier	Result	Reporting Limit Criteria*	Units
FWGLL12mw-183C-0532-	A7J100103007	8330	AQ	4-Nitrotoluene	U	0.49	0.20	ug/L
FWGLL12mw-DUP2-0552	A7J100103009	8330	AQ	2-Nitrotoluene	U	0.48	0.19	ug/L
				3-Nitrotoluene	U	0.48	0.19	ug/L
				4-Nitrotoluene	U	0.48	0.19	ug/L
FWGLL1mw-080C-0536-G	A7J100103021	8330	AQ	2-Nitrotoluene	U	2.6	1.02	ug/L
				3-Nitrotoluene	U	2.6	1.02	ug/L
				4-Nitrotoluene	U	2.6	1.02	ug/L
FWGLL4mw-198C-0543-G	A7J100103017	8330	AQ	2-Nitrotoluene	U	0.50	0.20	ug/L
				3-Nitrotoluene	U	0.50	0.20	ug/L
				4-Nitrotoluene	U	0.50	0.20	ug/L
FWGLL4mw-199C-0544-G	A7J100103019	8330	AQ	2-Nitrotoluene	U	0.50	0.20	ug/L
				3-Nitrotoluene	U	0.50	0.20	ug/L
				4-Nitrotoluene	U	0.50	0.20	ug/L
FWGRQLmw-007C-0545-	A7J100103028	8330	AQ	2,4-Dinitrotoluene	U	0.12	0.12	ug/L
				2,6-Dinitrotoluene	U	0.12	0.12	ug/L
				2-Nitrotoluene	U	0.60	0.24	ug/L
				3-Nitrotoluene	U	0.60	0.24	ug/L
				4-Nitrotoluene	U	0.60	0.24	ug/L
FWGRQLmw-008C-0546-	A7J100103005	8330	AQ	2-Nitrotoluene	U	0.48	0.19	ug/L
				3-Nitrotoluene	U	0.48	0.19	ug/L
				4-Nitrotoluene	U	0.48	0.19	ug/L
FWGRQLmw-009C-0547-	A7J100103024	8330	AQ	2-Nitrotoluene	U	0.52	0.21	ug/L
				3-Nitrotoluene	U	0.52	0.21	ug/L
				4-Nitrotoluene	U	0.52	0.21	ug/L
FWGRQLmw-DUP3-0553-	A7J100103026	8330	AQ	2-Nitrotoluene	U	0.52	0.21	ug/L
				3-Nitrotoluene	U	0.52	0.21	ug/L
				4-Nitrotoluene	U	0.52	0.21	ug/L

* Reporting Limit Criteria = (Dilution Factor) * (Reporting Limit from the reference project library) * (Percent Moisture Correction)
Percent Moisture Correction:
Soil: 100 / (100 - Percent Moisture)
Water: 1

Project Number and Name: **030240.0005 - Ravenna GW**

Quantify Sample Report
IC Perchlorate Analysis

Sample List: C:\MassLynx\IC Perchlorate.PRO\SampleDB\ic17j25(01)
Last modified: Fri Oct 26 10:42:31 2007
Method: C:\MassLynx\IC Perchlorate.PRO\MethDB\ic17i25B
Last modified: Mon Oct 15 10:36:45 2007
Job Code:

Printed: Fri Oct 26 10:45:26 2007

Name: ic17I2509
Text: 200 ng/L ICV

1: 18O Perchlorate

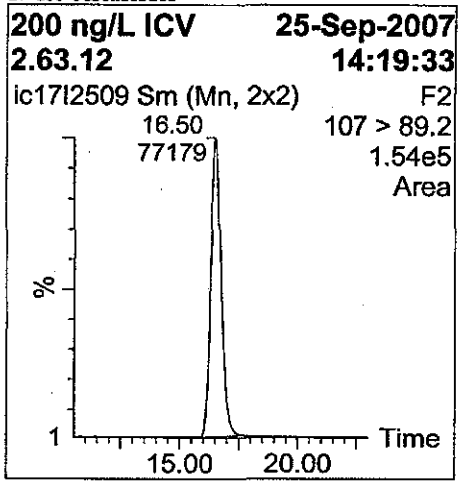

2: Perchlorate

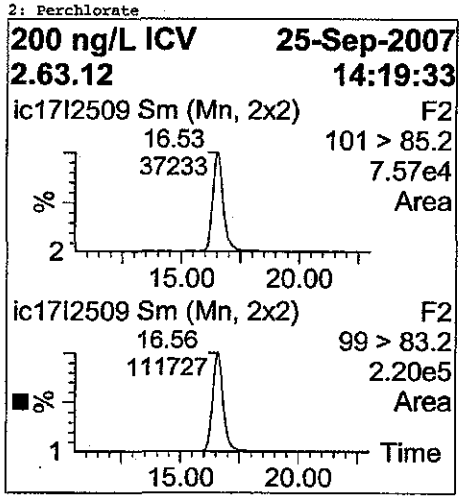

#	Name	RT	Area	Flags	ng/L or kg()	%Rec	Cal.File	Cal.Date	Mod.Comment
1	18O Perchlorate	16.498	77179	bb	1.020	101.97	ic17i25	25/Sep/07	
2	Perchlorate	16.555	111727	bb	228.134	114.07	ic17i25	25/Sep/07	

Analyst: Tim O'Donnell

Technical Completeness Report

Project No. / Name : *030240.0005 / Ravenna GW*

Analytical Method	Total Number of Analytes	Number of Rejects	Percent Completeness
353.2	4	0	100.0
353.2 Modified	16	0	100.0
6010B	240	15	93.8
6020	112	0	100.0
6860	16	0	100.0
7470A	16	0	100.0
8081A	336	0	100.0
8082	112	0	100.0
8260B	741	0	100.0
8270C	1056	48	95.5
8330	256	0	100.0
9012A	16	3	81.3
SW8330 Modified	16	0	100.0
Total	***2937***	***66***	***97.8***

Note:

$$\text{Percent Completeness} = \frac{\text{Number of Useable Results}}{\text{Number of Reported Results}} * 100\ \%$$

[Useable results are qualified but not Rejected data]

Data Verification Summary

Site: Ravenna Army Ammunition Plant
Sampling Event: October 2007
STL Sample Delivery Group: A7J110121
COC#: 117223, 117216, 117228

Date: January 15, 2008
Revision: 1

Data Validator: Heather Medley/Environmental Quality Management, Inc. (EQM, Inc.)

QA/QC Summary

On October 10, 2007 the following samples were collected from groundwater-monitoring wells at Ravenna Army Ammunition Plant and analyzed as part of SDG A7J110121.

Field Sample ID	Analytes	Method
FWGWBGmw-009c-0550-GW	VOCs	SW846 8260B
FWGDA2mw-DET1bR-0525-GW	SVOCs	SW846 8270C
FWGBKGmw-013c-0515-GW	Pesticides	SW846 8081A
FWGEQUIPRinse3-0558-GW	PCBs	SW846 8082
FWGWBGmw-006c-0548-GW	Explosives	SW846 8330
FWGBKGmw-012c-0514-GW	Nitroguanidine	SW846 8330 modified
FWGBKGmw-DUP1-0551-GW	Nitrocellulose	EPA 353.2 modified
FWGWBGmw-007c-0549-GW	Cyanide	SW846 9012A
FWGDETmw-4bR-0527-GW		
FWGDETmw-3bR-0526-GW		
FWGBKGmw-017c-0518-GW		
FWGWBGmw-009c-0550-GF	TAL23 Metals	SW846 6010B/6020/7470A
FWGDA2mw-DET1bR-0525-GF	Perchlorate	SW846 6860
FWGBKGmw-013c-0515-GF		
FWGEQUIPRinse3-0558-GW		
FWGWBGmw-006c-0548-GF		
FWGBKGmw-012c-0514-GF		
FWGBKG-DUP1-0551-GF		
FWGWBGmw-007c-0549-GF		
FWGDETmw-4bR-0527-GF		
FWGDETmw-3bR-0526-GF		
FWGLL12mw-187c-0534-GF		
FWGLL12mw-186c-0533-GF		
FWGBKGmw-017c-0518-GF		
FWGTeam1-Trip	VOCs	SW846 8260B
FWGTeam2-Trip		
FWGTeam3-Trip		
FWGLL12mw-187c-0534-GW	Nitrate/Nitrite	EPA 353.2

Data Verification Summary

Site: Ravenna Army Ammunition Plant
Sampling Event: October 2007
STL Sample Delivery Group: A7J110121
COC#: 117223, 117216, 117228

Date: January 15, 2008
Revision: 1

Field Sample ID	Analytes	Method
FWGLL12mw-186c-0533-GW	VOCs	SW846 8260B
	SVOCs	SW846 8270C
	Pesticides	SW846 8081A
	PCBs	SW846 8082
	Explosives	SW846 8330
	Nitroguanidine	SW846 8330 modified
	Nitrocellulose	EPA 353.2 modified
	Cyanide	SW846 9012A
	Nitrate/Nitrite	EPA 353.2

The data presented in this report were evaluated according to the *Final Quality Assurance Project Plan Addendum for the Facility-Wide Groundwater Monitoring Program Ravenna Army Ammunition Plant Ravenna, OH, Portage Environmental, September 2004.* The following documents will be used as needed to supplement the project documentation: *Louisville Chemistry Guidelines, USACE, June 2002 version 5, EPA National Functional Guidelines (NFG) for Organic Data Review, EPA-540/R-99-008, October 1999, NFG for Inorganic Data Review, EPA-540/R-04-004, October 2004*, Analytical Methods, and Laboratory Standard Operating Procedures. These objectives represent accuracy and precision performance goals for each analytical method.

Fourteen coolers were received at the lab. The coolers were received within acceptable National Environmental Laboratory Accreditation (NELAC) criteria of 0-6°C.

The completeness objective for the project was 90%. The completeness objective was met for this SDG, 98.3%. Limitations, if any, on the data are indicated with qualifiers detailed below.

SUMMARY OF QUALIFICATIONS AND QC OUTLIERS:

Sample ID	Method	Analyte	Concentration (µg/L)	Flag	Reason
FWGBKGmw-012c-0514-GF	6010B	Potassium	4050	J	Serial Dilution %D was above control limits.
		Silver	5.0	R	MRL check recovered below 65%
		Nickel	3.3	J	Result was between the MDL and RL. Field duplicate RPD was above control limits
	6020	Aluminum	27.2	J	

Data Verification Summary

Site: Ravenna Army Ammunition Plant
Sampling Event: October 2007
STL Sample Delivery Group: A7J110121
COC#: 117223, 117216, 117228

Date: January 15, 2008
Revision: 1

Sample ID	Method	Analyte	Concentration (µg/L)	Flag	Reason
FWGBKGmw-012c-0514-GF	6020	Zinc	7.5	J	Result was between the MDL and RL. Lab Duplicate RPD was above control limits.
FWGBKGmw-012c-0514-GW	353.3 mod	Nitrocellulose	0.50 mg/L	UJ	MS/MSD RPD was above control limits
	8081A	Endosulfan I	0.025	UJ	LCS and surrogate recoveries were below control limits
		4,4'-DDD	0.030	UJ	MRL check and Surrogate recoveries were below control limits;
		Beta-BHC	0.026	J	Result was between the MDL and RL; Surrogate recovery was below control limits; Field duplicate RPD was above control limits.
		Methoxychlor	0.10	UJ	Surrogate recovery was below control limits; Field duplicate RPD was above control limits.
		All other analytes	Various	UJ	Surrogate recovery was below control limits
	8082	All Aroclors	0.50	UJ	Surrogate recovery was below control limits
	8270C	Benzoic acid	10	R	LCS recovered below 30%.
		Hexachlorocyclopentadiene	10	R	
		Bis(2-ethylhexyl)phthalate	1.5	J	Result was between the MDL and RL.
		2,4-Dinitrophenol	5.0	UJ	MRL Check recovered below control limits;
	8330 Mod	Nitroguanidine	20	UJ	Sampling to Extraction hold time exceeded.
FWGBKGmw-013c-0515-GF	6010B	Potassium	1970	J	Serial Dilution %D was above control limits.
		Silver	5.0	R	MRL check recovered below 65%

Data Verification Summary

Site: Ravenna Army Ammunition Plant
Sampling Event: October 2007
STL Sample Delivery Group: A7J110121
COC#: 117223, 117216, 117228

Date: January 15, 2008
Revision: 1

Sample ID	Method	Analyte	Concentration (µg/L)	Flag	Reason
FWGBKGmw-013c-0515-GF	6020	Zinc	5.1	J	Result was between the MDL and RL. Lab Duplicate RPD was above control limits.
FWGBKGmw-013c-0515-GW	353.3 mod	Nitrocellulose	0.50 mg/L	UJ	MS/MSD RPD was above control limits
	8081A	Endosulfan I	0.025	UJ	LCS recovered below control limits;
		4,4'-DDD	0.030	UJ	MRL check recovered below control limits
	8270C	Benzoic acid	10	R	LCS recovered below 30%; MS/MSD and Surrogates recovered below control limits
		Hexachlorocyclopentadiene	10	R	
		2,4-Dinitrophenol	5.0	UJ	MRL Check recovered below control limits; MS/MSD and Surrogates recovered below control limits
		All other analytes	Various	UJ	Surrogates recovered below control limits
	8330 Mod	Nitroguanidine	20	UJ	Sampling to Extraction hold time exceeded.
FWGBKGmw-017c-0518-GF	6010B	Potassium	1990	J	Serial Dilution %D was above control limits.
		Silver	5.0	R	MRL check recovered below 65%
	6020	Aluminum	41.6	J	Result was between the MDL and RL
		Zinc	4.9	J	Result was between the MDL and RL. Lab Duplicate RPD was above control limits.
FWGBKGmw-017c-0518-GW	353.3 mod	Nitrocellulose	0.50 mg/L	UJ	MS/MSD RPD was above control limits
	8081A	Endosulfan I	0.025	UJ	LCS recovered below control limits;
		4,4'-DDD	0.030	UJ	MRL check recovered below control limits
	8270C	Benzoic acid	10	R	LCS recovered below 30%;
		Hexachlorocyclopentadiene	10	R	

Data Verification Summary

Site: Ravenna Army Ammunition Plant
Sampling Event: October 2007
STL Sample Delivery Group: A7J110121
COC#: 117223, 117216, 117228

Date: January 15, 2008
Revision: 1

Sample ID	Method	Analyte	Concentration (µg/L)	Flag	Reason
FWGBKGmw-017c-0518-GW	8270C	2,4-Dinitrophenol	5.0	UJ	MRL Check recovered below control limits;
	8330 Mod	Nitroguanidine	20	UJ	Sampling to Extraction hold time exceeded.
FWGBKGmw-DUP1-0551-GF	6010B	Potassium	4140	J	Serial Dilution %D was above control limits.
		Silver	5.0	R	MRL check recovered below 65%
	6020	Aluminum	37.7	J	Result was between the MDL and RL. Field duplicate RPD was above control limits
		Zinc	8.2	J	Result was between the MDL and RL. Lab Duplicate RPD was above control limits.
FWGBKGmw-DUP1-0551-GW	353.3 mod	Nitrocellulose	0.50 mg/L	UJ	MS/MSD RPD was above control limits
	8081A	Endosulfan I	0.025	UJ	LCS and surrogate recoveries were below control limits
		4,4'-DDD	0.030	UJ	MRL check and Surrogate recoveries were below control limits;
		Beta-BHC	0.0099	J	Result was between the MDL and RL; Surrogate recovery was below control limits; Field duplicate RPD was above control limits.
		Methoxychlor	0.027	J	
		All other analytes	Various	UJ	Surrogate recovery was below control limits
	8082	All Aroclors	0.50	UJ	Surrogate recovery was below control limits
	8270C	Benzoic acid	10	R	LCS recovered below 30%.
		Hexachlorocyclopentadiene	10	R	
		Bis(2-ethylhexyl)phthalate	0.95	J	Result was between the MDL and RL.
		2,4-Dinitrophenol	5.0	UJ	MRL Check recovered below control limits;

Data Verification Summary

Site: Ravenna Army Ammunition Plant
Sampling Event: October 2007
STL Sample Delivery Group: A7J110121
COC#: 117223, 117216, 117228

Date: January 15, 2008
Revision: 1

Sample ID	Method	Analyte	Concentration (µg/L)	Flag	Reason
FWGBKGmw-DUP1-0551-GW	8330 Mod	Nitroguanidine	20	UJ	Sampling to Extraction hold time exceeded.
	9012A	Cyanide	0.010 mg/L	R	MRL Check recovered below 65%
FWGDA2mw-DET1bR-0525-GF	6010B	Potassium	1770	J	Serial Dilution %D was above control limits.
		Silver	5.0	R	MRL check recovered below 65%
	6020	Zinc	2.5	J	Result was between the MDL and RL. Lab Duplicate RPD was above control limits.
FWGDA2mw-DET1bR-0525-GW	353.3 mod	Nitrocellulose	0.50 mg/L	UJ	MS/MSD RPD was above control limits
	8081A	Endosulfan I	0.025	UJ	LCS recovered below control limits;
		4,4'-DDD	0.030	UJ	MRL check recovered below control limits
	8270C	Benzoic acid	10	R	LCS recovered below 30%;
		Hexachlorocyclopentadiene	10	R	
		2,4-Dinitrophenol	5.0	UJ	MRL Check recovered below control limits;
	8330 Mod	Nitroguanidine	20	UJ	Sampling to Extraction hold time exceeded.
	9012A	Cyanide	0.010 mg/L	R	MRL Check recovered below 65%
FWGDETmw-3bR-0526-GF	6010B	Potassium	1830	J	Serial Dilution %D was above control limits.
		Silver	5.0	R	MRL check recovered below 65%
	6020	Zinc	3.0	J	Result was between the MDL and RL. Lab Duplicate RPD was above control limits.
FWGDETmw-3bR-0526-GW	353.3 mod	Nitrocellulose	0.50 mg/L	UJ	MS/MSD RPD was above control limits
	8081A	Endosulfan I	0.025	UJ	LCS recovered below control limits;
		4,4'-DDD	0.030	UJ	MRL check recovered below control limits

Data Verification Summary

Site: Ravenna Army Ammunition Plant
Sampling Event: October 2007
STL Sample Delivery Group: A7J110121
COC#: 117223, 117216, 117228

Date: January 15, 2008
Revision: 1

Sample ID	Method	Analyte	Concentration (ug/L)	Flag	Reason
FWGDETmw-3bR-0526-GW	8270C	Benzoic acid	10	R	LCS recovered below 30%;
		Hexachlorocyclopentadiene	10	R	
		2,4-Dinitrophenol	5.0	UJ	MRL Check recovered below control limits;
	8330 Mod	Nitroguanidine	20	UJ	Sampling to Extraction hold time exceeded.
FWGDETmw-4bR-0527-GF	6010B	Potassium	1750	J	Serial Dilution %D was above control limits.
		Silver	5.0	R	MRL check recovered below 65%
	6020	Zinc	46.3	J	Lab Duplicate RPD was above control limits.
FWGDETmw-4bR-0527-GW	353.3 mod	Nitrocellulose	0.50 mg/L	UJ	MS/MSD RPD was above control limits
	8081A	Endosulfan I	0.025	UJ	LCS recovered below control limits;
		4,4'-DDD	0.030	UJ	MRL check recovered below control limits
		Beta-BHC	0.017	J	Result was between the MDL and RL
	8270C	Hexachlorocyclopentadiene	10	R	LCS recovered below 30%;
		Benzoic acid	10	UJ	LCS/LCSD RPD was above control limits.
		Bis(2-ethylhexyl)phthalate	4.9	J	Result was between the MDL and RL
	8330 Mod	Nitroguanidine	20	UJ	Sampling to Extraction hold time exceeded.
FWGEQUIPRinse 3-0558-GW	8081A	4,4'-DDD	0.030	UJ	MRL check recovered below control limits
		Endosulfan I	0.025	UJ	LCS recovered below control limits;
	353.3 mod	Nitrocellulose	0.50 mg/L	UJ	MS/MSD RPD was above control limits
	8270C	Benzoic acid	10	R	LCS recovered below 30%.
		Hexachlorocyclopentadiene	10	R	
		Benzyl alcohol	1.2	J	Results were between the MDL and RL.
		Bis(2-ethylhexyl)phthalate	1.2	J	
		2,4-Dinitrophenol	5.0	UJ	MRL Check recovered below control limits;

Data Verification Summary

Site: Ravenna Army Ammunition Plant
Sampling Event: October 2007
STL Sample Delivery Group: A7J110121
COC#: 117223, 117216, 117228

Date: January 15, 2008
Revision: 1

Sample ID	Method	Analyte	Concentration (µg/L)	Flag	Reason
FWGEQUIPRinse 3-0558-GW	8260B	Acetone	14	J	MRL was above control limits
		Ethylbenzene	0.34	J	Results were between the MDL and RL.
		m,p-Xylenes	1.7	J	
		o-Xylene	0.48	J	
	8330 Mod	Nitroguanidine	20	UJ	Sampling to Extraction hold time exceeded.
	9012A	Cyanide	0.010 mg/L	R	MRL Check recovered below 65%
	6010B	Potassium	145	J	Serial Dilution %D was above control limits. Result was between the MDL and RL.
		Silver	5.0	R	MRL check recovered below 65%
		Barium	0.72	J	Result was between the MDL and RL.
	6020	Antimony	0.23	J	
FWGLL12mw-186c-0533-GF	6010B	Potassium	1450	J	Serial Dilution %D was above control limits.
		Silver	5.0	R	MRL check recovered below 65%
	6020	Zinc	4.3	J	Result was between the MDL and RL. Lab Duplicate RPD was above control limits.
FWGLL12mw-186c-0533-GW	353.3 mod	Nitrocellulose	0.50 mg/L	UJ	MS/MSD RPD was above control limits
	8270C	Hexachlorocyclopentadiene	10	R	LCS recovered below 30%;
		Benzoic acid	10	UJ	LCS/LCSD RPD was above control limits.
		Bis(2-ethylhexyl)phthalate	2.2	J	Result was between the MDL and RL
	8330 Mod	Nitroguanidine	20	UJ	Sampling to Extraction hold time exceeded.
	8081A	Endosulfan I	0.025	UJ	LCS and surrogate recoveries were below control limits
		4,4'-DDD	0.030	UJ	MRL check and Surrogate recoveries were below control limits;

Data Verification Summary

Site: Ravenna Army Ammunition Plant
Sampling Event: October 2007
STL Sample Delivery Group: A7J110121
COC#: 117223, 117216, 117228

Date: January 15, 2008
Revision: 1

Sample ID	Method	Analyte	Concentration (µg/L)	Flag	Reason
FWGLL12mw-186c-0533-GW	8081A	Beta-BHC	0.014	J	Result was between the MDL and RL; Surrogate recovery was below control limits;
		All other analytes	Various	UJ	Surrogate recovery was below control limits
	8082	All Aroclors	0.50	UJ	Surrogate recovery was below control limits
FWGLL12mw-187c-0534-GF	6860	Perchlorate	0.025	J	Result was between the MDL and RL. SSCV recovered above control limits
FWGTeam1-Trip	8260B	Acetone	4.0	J	Result was between the MDL and RL; MRL check recovered below control limits
		Methylene chloride	0.55	J	Result was between the MDL and RL
FWGTeam2-Trip	8260B	Acetone	3.9	J	Result was between the MDL and RL; MRL check recovered below control limits
		Methylene chloride	0.61	J	Result was between the MDL and RL
FWGTeam3-Trip	8260B	Acetone	3.9	J	Result was between the MDL and RL; MRL check recovered below control limits
		Methylene chloride	0.52	J	Result was between the MDL and RL
FWGWBGmw-006c-0548-GF	6860	Perchlorate	0.032	J	Result was between the MDL and RL. SSCV recovered above control limits
	6010B	Potassium	820	J	Serial Dilution %D was above control limits. Result was between the MDL and RL.
		Silver	5.0	R	MRL check recovered below 65%

Data Verification Summary

Site: Ravenna Army Ammunition Plant
Sampling Event: October 2007
STL Sample Delivery Group: A7J110121
COC#: 117223, 117216, 117228

Date: January 15, 2008
Revision: 1

Sample ID	Method	Analyte	Concentration (µg/L)	Flag	Reason
FWGWBGmw-006c-0548-GW	353.3 mod	Nitrocellulose	0.50 mg/L	UJ	MS/MSD RPD was above control limits
	8081A	4,4'-DDD	0.030	UJ	MRL check recovered below control limits
		Endosulfan I	0.025	UJ	LCS recovered below control limits;
	8270C	Benzoic acid	10	R	LCS recovered below 30%;
		Hexachlorocyclopentadiene	10	R	
		2,4-Dinitrophenol	5.0	UJ	MRL Check recovered below control limits;
	8330 Mod	Nitroguanidine	20	UJ	Sampling to Extraction hold time exceeded.
	9012A	Cyanide	0.010 mg/L	R	MRL Check recovered below 65%
FWGWBGmw-007c-0549-GF	6010B	Arsenic	4.5	J	Result was between the MDL and RL.
		Potassium	1150	J	Serial Dilution %D was above control limits.
		Silver	5.0	R	MRL check recovered below 65%
	6020	Zinc	3.2	J	Result was between the MDL and RL. Lab Duplicate RPD was above control limits.
FWGWBGmw-007-0549-GW	353.3 mod	Nitrocellulose	0.50 mg/L	UJ	MS/MSD RPD was above control limits
	8081A	Endosulfan I	0.025	UJ	LCS recovered below control limits;
		4,4'-DDD	0.030	UJ	MRL check recovered below control limits
	8270C	Benzoic acid	12	R	LCS recovered below 30%;
		Hexachlorocyclopentadiene	12	R	
		2,4-Dinitrophenol	6.2	UJ	MRL Check recovered below control limits;
	8330 Mod	Nitroguanidine	20	UJ	Sampling to Extraction hold time exceeded.
	9012A	Cyanide	0.0095 mg/L	J	MRL Check recovered below 65%; Result was between the MDL and RL

Data Verification Summary

Site: Ravenna Army Ammunition Plant
Sampling Event: October 2007
STL Sample Delivery Group: A7J110121
COC#: 117223, 117216, 117228

Date: January 15, 2008
Revision: 1

Sample ID	Method	Analyte	Concentration (µg/L)	Flag	Reason
FWGWBGmw-009c-0550-GF	6010B	Potassium	878	J	Result was between the MDL and RL. Serial Dilution %D was above control limits.
		Silver	5.0	R	MRL check recovered below 65%
	6020	Zinc	3.2	J	Result was between the MDL and RL. Lab Duplicate RPD was above control limits.
		Antimony	0.24	J	Result was between the MDL and RL
FWGWBGmw-009-0550-GW	353.3 mod	Nitrocellulose	0.50 mg/L	UJ	MS/MSD RPD was above control limits
	8081A	Endosulfan I	0.025	UJ	LCS recovered below control limits;
		4,4'-DDD	0.030	UJ	MRL check recovered below control limits
	8270C	Benzoic acid	10	R	LCS recovered below 30%;
		Hexachlorocyclopentadiene	10	R	
		2,4-Dinitrophenol	5.0	UJ	MRL Check recovered below control limits;
		Bis(2-ethylhexyl)phthalate	5.0	J	Result was between the MDL and RL
	8330 Mod	Nitroguanidine	20	UJ	Sampling to Extraction hold time exceeded.
	9012A	Cyanide	0.010 mg/L	R	MRL Check recovered below 65%;

J = Analyte concentration is considered an estimated value.
MDL = Method Detection Limit
RL = reporting limit
MRL = Method Reporting Limit
RPD = Relative Percent Difference
CCV = Continuing Calibration Verification
U = Analyte is not detected.
R = Result is non-usable
LCS = Laboratory Control Sample
MS/MSD = Matrix Spike/Matrix Spike Duplicate
%D = Percent Difference
SSCV = Second source calibration verification

FWGBKGmw-DUP1-0551-GW was the field duplicate of FWGBKGmw-012c-0514-GW.

VOAs - 8260B

The following QC criteria were reviewed with acceptable results:

- Holding times, preservation, sample handling
- Tuning criteria
- Initial Calibration Criteria including SPCC and CCC compounds

- Internal standard area counts and retention times
- ICV criteria
- MDL verification criteria
- Method blank was free from contamination
- LCS recovery criteria
- Surrogate recoveries
- Field Duplicate RPD criteria

Opening MRL on 10/17 had Acetone recover at 155.2%. The closing MRL had Acetone recover at 134.1%. Samples FWGTeam1-Trip, FWGTeam2-Trip, FWGTeam3-Trip, and FWGEQUIPRinse3-0558-GW had Acetone detected. The results were qualified estimated "J".

Batch 7291329 CCV had Acetone %D at -27.64314 (greater than pos 20%D). The average %D was 5.8%; therefore no qualifications were made.

FWGTeam3-Trip had methylene chloride detected at 0.52 ug/L and acetone detected at 3.9 ug/L. There were no qualifications made because the contamination was less than ½ the MRL (10 ppb).

FWGTeam2-Trip had methylene chloride detected at 0.61 ug/L and acetone detected at 3.9 ug/L. There were no qualifications made because the contamination was less than ½ the MRL (10 ppb).

FWGEQUIPRinse3-0558-GW had o-xylene detected at 0.48 ug/L (RL of 1.0 ug/L), m,p-xylene detected at 1.7ug/L (RL of 2.0 ug/L), Acetone detected at 14 ug/L (RL of 10 ug/L), 2-butanone detected at 24 ug/L (RL of 10 ug/L), Toluene detected at 1.5 ug/L (RL of 1.0 ug/L), total Xylenes was detected at 2.2 ug/L (RL of 2.0 ug/L), and ethylbenzene detected at 0.34 ug/L (RL of 1.0 ug/L). There were no detected results therefore no qualifications were made.

FWGTeam1-Trip had methylene chloride detected at 0.55 ug/L and acetone detected at 4.0 ug/L. There were no qualifications made because the contamination was less than ½ the MRL (10 ppb).

The parent MS/MSD sample in Batch 7288176 was from SDG A7J090101. Non-target compound 1,2,4-Trichlorobenzene MS/MSD RPD (24%) was above control limits (20%). No qualifications were made.

The parent MS/MSD samples were FWGBKGmw-013c-0515-GW and from SDG A7J100103 FWGLL12mw-182c-0531-GW. Non-target compound dichlorodifluoromethane recover below control limits in the MS (38%, 39%) and MSD (36%, 36%), respectively. No qualifications were made. Target compounds Chloromethane MSD (69%) and Vinyl chloride (69%) recovered below control limits. There were no other QC outliers therefore no qualifications were made.

Data Verification Summary

Site: Ravenna Army Ammunition Plant
Sampling Event: October 2007
STL Sample Delivery Group: A7J110121 **Date:** January 15, 2008
COC#: 117223, 117216, 117228 **Revision:** 1

SVOCs- 8270C

The following QC criteria were reviewed with acceptable results:

- Holding times, preservation, sample handling
- Tuning criteria
- Initial Calibration criteria including CCC and SPCC compounds
- ICV and CCV criteria
- Internal standard area counts and retention times

MDL verification check data was not provided. No qualifications were made since an evaluation could not be completed.

Closing MRL (10/15): bis(2-chloroethyl)ether %R = 136.85% and 2,4-Dinitrophenol %R = 67.7%; There were no detected results for bis(2-chloroethyl) ether; therefore no qualifications were made. All associated results for 2,4-Dinitrophenol were qualified estimated "J" for detected results and "UJ" for non-detected results.

Opening MRL (10/20): Benzoic acid %R was 69.5%. No qualifications were made per the EPA rounding rule; the recovery rounds to 70%.

bis(2-ethylhexyl)phthalate was detected in Batch 7290031 method blank at 1.7ug/L; RL was 10 ug/L. No qualifications were made since the result was less than ½ the MRL.

FWGEQUIPRinse3-0558-GW Benzyl alcohol was detected at 1.2 ug/L; RL was 5.0 ug/L. Bis(2-ethylhexyl)phthalate was detected at 1.2; RL was 10 ug/L. No qualifications were made since the result was less than ½ the MRL.

Batch 7284260 LCS had Benzoic acid recover at 15% (control limits 30-136) and Hexachlorocyclopentadiene recover at 7.0% (control limits 30-115). All results were qualified non-usable "R".

Batch 7290031 LCS had hexachlorocyclopentadiene recover at 0% (control limits 30-115%). The hexachlorocyclopentadiene results were qualified non-usable "R". Benzoic acid LCS/LCSD RPD was 36%, above control limit of 30%. The results were qualified estimated "UJ".

Sample FWGBKGmw-013c-0515-GW was the parent MS/MSD sample.

- FWGBKGmw-013c-0515-GW MSD had several analytes recover below LCG control limits (45-135%):
  benzoic acid (31%)
  1,3-Dichlorobenzene (41%)
  1,4-Dichlorobenzene (43%)
  hexachloroethane (35%)
  2,4-dimethylphenol (43%)
  hexachlorobutadiene (37%)
  hexachlorocyclopentadiene (7.7%).

- FWGBKGmw-013c-0515-GW MS had several analytes recover below LCG control limits (45-135%):
  Benzoic acid (17%) 2,4-Dimethylphenol (43%)
  hexachlorocyclpentadiene (7.6%) 2,4-Dinitrophenol (33%).

- FWGBKGmw-013c-0515-GW MS/MSD RPD was above LCG control limits (40%) for benzoic acid (56%),
- Benzoic acid and Hexachlorocyclopentadiene also had LCS recovery failures. 2,4-Dinitrophenol also had MRL check recovery failures. The parent samples had the hexachlorocyclopentadiene and benzoic acid results qualified non-usable "R". The parent sample had the 2,4-Dinitrophenol result qualified estimated "UJ".
- There were no other QC outliers for the other analytes in either MS/MSD samples; therefore no qualifications were made.

Samples FWGDA2mw-DET1bR-0525-GW, FWGEQUIPRinse3-0558-GW, FWGWBGmw-006c-0548-GW, FWGBKGmw-012c-0514-GW, FWGBKGmw-DUP1-0551-GW, FWGWBgmw-007c-0549-GW, FWGDETmw-4bR-0557-GW RE1, FWGDETmw-3bR-0526-GW, FWGLL12mw-186c-0533-GW RE1, FWGBKGmw-017c-0518-GW, FWGRQLmw-009c-0547-GW, FWGRQLmw-DUP3-0553-GW, FWGLL12mw-182c-0531-GW, and FWGLL12mw-153c-0530-GW had surrogate 2-fluorophenol recover below control limits (50%). No qualifications were made because LCG (Attachment A "Data Validation Guidelines, Section 2.10) allows one surrogate failure without qualification.

Sample FWGBKGmw-013c-0515-GW had nitrobenzene-d5 (40%), 2-fluorobiphenyl (46%), phenol-d5 (43%), and 2-fluorophenol (20%) recover below control limits (50%). All associated results were qualified estimated "J" for detected results and "UJ" for non-detected results.

FWGBKGmw-DUP1-0551-GW was the field duplicate of FWGBKGmw-012c-0514-GW. bis(2-ethylhexyl)phthalate RPD was above control limits (44.9%). Both results were qualified estimated "J" for detected results and "UJ" for non-detected results.

Pesticides- 8081

The following QC criteria were reviewed with acceptable results:

- Holding times, preservation, sample handling
- Initial Calibration criteria
- DDT and Endrin breakdown criteria
- Retention time criteria
- MDL Verification criteria
- ICV criteria
- The method blank was free from contamination
- Equipment Rinse was free from contamination
- Second Column confirmation criteria

- Field Duplicate RPD criteria

MRL on 10/22 @ 1404 back column had 4,4'-DDD recover at 69.3%. All associated results were qualified estimated "J" for detected results and "UJ" for non-detected results.

CCVs

- 10/21 @ 1736 front column – 1 of the individual peaks %D was less than 15% (neg). The average %D across all 5 peaks was 7.57%; no qualifications were made.
- 10/22 @ 0210 back column – 4,4'-DDD (17.6%), recovered greater than 15% D. The average %D was 6.6%; no qualifications were made.
- 10/22 @ 1021 back column – 4,4'-DDD (18.7%), recovered greater than 15% D. The average %D was 7.2%; no qualifications were made.
- 10/22 @ 1427 front column – 1 of the individual peaks %D were less than 15% (neg). The average %D across all 5 peaks was 15.5%; No qualifications were made since toxaphene was reported as an average of the peaks and the average %D was less than 30%.
- 10/22 @ 1427 back column – 4 of the individual peaks %D were less than 15% (neg). The average %D across all 5 peaks was 17.8%. No qualifications were made since toxaphene was reported as an average of the peaks and the average %D was less than 30%.
- 10/22 @ 1534 back column – 4,4'-DDD (15.4%), recovered greater than 15% D. The average %D was 6.7%; no qualifications were made.

Endosulfan I recovered at 48% in the LCS. The control limits were 50-160. All associated results were qualified estimated "J" for detected results and "UJ" for non-detected results.

Samples FWGBKGmw-012c-0514-GW, FWGBKGmw-DUP1-0551-GW, and FWGLL12mw-186c-0533-GW had DCB recover below the LCG control limits (50-150%). All associated results were qualified estimated "J" for detected results and "UJ" for non-detected results.

FWGBKGmw-DUP1-0551-GW was the field duplicate of FWGBKGmw-012c-0514-GW. Beta-BHC RPD was 89.7% and Methoxychlor RPD was 200%. The results were qualified estimated "J" for detected results and "UJ" for non-detected results.

PCBs- 8082

The following QC criteria were reviewed with acceptable results:

- Holding times, preservation, sample handling
- Initial Calibration criteria
- Retention time criteria
- ICV and CCV criteria
- The method blank was free from contamination

- Equipment Rinse was free from contamination
- LCS/LCSD percent recoveries and RPD value criteria
- MS/MSD percent recoveries and RPD value criteria
- Second Column confirmation criteria
- Field duplicate RPD criteria

MDL verification check data for instrument a2hp10 was not provided. No qualifications were made since an evaluation could not be completed.

Opening MRL on 10/17/07: The %D was above the limit (30% pos) for individual peaks in Aroclor 1016 and 1260. The average peak %D for Aroclor 1016 was 36.8% and Aroclor 1260 was 52%. There were no detected results; therefore no qualifications were made.

Closing MRL on 10/18/07: The %D was above the limit (30% pos) for individual peaks in Aroclor 1260. The average peak %D for Aroclor 1260 was 26.6%. No qualifications were made since it was reported as an average of the peaks and the average %D was less than 30%.

Opening MRL on 10/23: The %D was above the limit (30% pos) for individual peaks in Aroclor 1016. The average peak %D for Aroclor 1016 was 26.8%. There were no detected results; therefore no qualifications were made.

Closing MRL on 10/23: The %D was above the limit (30% pos) for individual peaks in Aroclor 1016. The average peak %D for Aroclor 1016 was 38.8%. There were no detected results; therefore no qualifications were made.

Samples FWGBKGmw-012c-0514-GW, FWGBKGmw-DUP1-0551-GW, and FWGLL12mw-186c-0533-GW had DCB recover below the LCG control limits (50-150%). All associated results were qualified estimated "J" for detected results and "UJ" for non-detected results.

Explosives- 8330

The following QC criteria were reviewed with acceptable results:

- Holding times, preservation
- Initial Calibration Criteria
- Retention time criteria
- MRL level verification criteria
- ICV and CCV criteria
- The method blank was free from contamination
- Equipment Rinse was free from contamination
- LCS/LCSD percent recoveries and RPD value criteria
- MS/MSD percent recoveries and RPD value criteria
- Surrogate recovery criteria
- Field duplicate RPD criteria

4-Nitrotoluene appears to not have been spiked into MRL checks or CCVs on instrument LC9 (the confirmation column); No qualifications were made since an evaluation could not be completed.

MDL verification check data for instruments LC9 and LC10 were not provided. No qualifications were made since an evaluation could not be completed.

Instrument LC9 11/2 @ 1744 MRL check had 1,3,5-TNT %D at 33%. Sample FWGEQUIPRinse3-0558-GW was affected. There were no detected results; therefore no qualifications made.

Nitroguanidine- 8330M

The following QC criteria were reviewed with acceptable results:

- Preservation, sample handling
- Initial Calibration criteria
- Retention time criteria
- MRL level verification criteria
- MDL verification criteria
- ICV and CCV criteria
- The method blank was free from contamination
- Equipment Rinse was free from contamination
- LCS/LCSD percent recoveries and RPD value criteria
- MS/MSD percent recoveries and RPD values criteria
- Field Duplicate RPD criteria
- Second Column confirmation criteria

Samples collected 10/10/07, extracted on 10/30/07, and analyzed on 10/31/07 and 11/3/07. The samples were extracted 6 days past hold time. All results were qualified estimated "UJ".

Metals - 6010B

The following QC criteria were reviewed with acceptable results:

- Holding times, preservation, sample handling
- Initial Calibration criteria
- ICV and CCV criteria
- Interference Check Sample (ICSAB) criteria
- LCS/LCSD percent recoveries and RPD value criteria
- MS recovery criteria
- Lab duplicate RPD criteria
- Post Digestion spike criteria
- MDL Verification criteria

Silver recovered at 60.5% in the closing MRL. Detected results were qualified estimated "J" and non-detected results were qualified non-usable "R".

Blanks:

ICB:

- Calcium was detected at -3.8 ug/L with a RL of 1000 ug/L.
- Chromium was detected at -0.7 ug/L with a RL of 5 ug/L.
- Copper was detected -1.2 ug/L with a RL of 5 ug/L.
- Potassium was detected at 136 ug/L with a RL of 1000 ug/L.
- The contamination was less than ½ the RL. Therefore no qualifications were made.
- Sodium was detected at –890 ug/L with a RL of 1000 ug/L.
- No qualifications were made since the LCG doesn't specifically address negative blank values.

CCB:

- Barium was detected in CCB6 (0.5 ug/L) with a RL of 10 ug/L.
- Calcium was detected in all CCBs between -5.2 ug/L and -7.4 ug/L with a RL of 1000 ug/L.
- Chromium was detected in CCB6 (0.6 ug/L) with a RL of 5 ug/L.
- Cobalt was detected in CCB6 (1.3 ug/L) with a RL of 5 ug/L.
- Copper was detected in CCB1 (-1.3 ug/L), CCB3 (-1.4ug/L), CCB4 (-1.1 ug/L), CCB5 (-1.3 ug/L), and CCB7 (-1.8 ug/L) with a RL of 5 ug/L.
- Magnesium was detected in CCB 6 (13.3 ug/L) with a RL of 1000 ppb.
- Manganese was detected CCB3 (0.1 ug/L), CCB6 (0.2 ug/L), and CCB7 (-0.1 ug/L) with a RL of 10 ug/L.
- Nickel was detected in CCB6 (3.3 ug/L) with a RL of 10 ug/L.
- Potassium was detected all 7 CCBs between 135 and 164 ppb with a RL of 1000 ppb.
- Silver was detected in CCB6 (2.1 ug/L) with a RL of 5 ug/L.
- Vanadium was detected in CCB6 (1.3 ug/L) and CCB7 (-0.6 ug/L) with a RL of 10 ug/L.
- The contamination was less than ½ the RL; therefore no qualifications were made. Selenium was detected in CCB1 (3.8 ug/L), CCB4 (2.9 ug/L), and CCB5 (3.0 ug/L) with a RL of 5 ug/L. There were no detected results therefore no qualifications were made.
- Sodium was detected in CCBs 1 through 7 (EXCEPT 6) between -400 ug/L and –770 ug/L with a RL of 1000 ug/L. No qualifications were made since the LCG doesn't specifically address negative blank values.

Method Blank had Manganese was detected at 0.71 ug/L with a RL of 10 ppb. Potassium was detected at 137 ug/L with a RL of 1000ppb. There were no qualifications made since the MB values were less than ½ the MRL.

FWGEQUIPRinse3-0558GW - Barium was detected at 0.72 ug/L with a RL of 10 ug/L. Potassium was detected at 145 ug/L with a RL of 1000 ug/L. Antimony was detected at 0.23 ug/L with a RL of 1000 ug/L. The contamination was less than ½ MRL; therefore no qualifications were made.

FWGBKGmw-DUP1-0551-GW and FWGBKGmw-012c-0514-GW Nickel field duplicate RPD was 200%. The detected results were qualified estimated "J".

Metals - 6020

The following QC criteria were reviewed with acceptable results:

- Holding times, preservation, sample handling
- Internal standard and tune criteria
- Initial Calibration criteria
- ICV criteria
- MDL Level Verification criteria
- MRL verification criteria
- Interference Check Sample (ICSAB) criteria
- LCS/LCSD percent recoveries and RPD value criteria
- MS recovery criteria
- Post Digestion Spike criteria
- Serial Dilution criteria

Be CCV3 recovered at 110.9% and CCV8 recovered at 110.7%. Samples FWGWBGmw-009c-0550-GF, FWGDA2mw-DET1bR-0525-GF, and FWGBKGmw-013c-0515-GF had beryllium reported between CCVs 6 and 7. No qualifications were made. Samples FWGBKGmw-012c-0514-GF, FWGBKGmw-DUP1-0551-GF, FWGWBGmw-007c-0549-GF, FWGDETmw-4bR-0527-GW, FWGDETmw-3bR-0526-GF, FWGLL12mw-186c-0533-GF, and FWGBKGmw-017c-0518-GF were reported between CCs7 and 8. Be was not detected therefore no qualifications were made.

Blanks:

ICB:

- Antimony was detected at 0.11 ug/L with a RL of 2 ug/L.
- Cadmium was detected at 0.018 ug/L with a RL of 0.5 ug/L.
- The contamination was less than ½ the RL. Therefore no qualifications were made.

CCB

- Antimony was detected in all 8 CCBs between 0.11 ug/L and 0.19 ug/L with a RL of 2 ug/L.
- Beryllium was detected in CCB2 (0.032 ug/L), CCB3 (0.039 ug/L), CCB4 (0.027 ug/L), CCB6 (0.023 ug/L), CCB7 (0.042ug/L), and CCB8 (0.03ug/L) with a RL of 1 ug/L.

- Cadmium was detected in CCBs 2 through 8 between 0.016 ug/L and 0.03ug/L with a RL of 0.5 ug/L.
- Thallium was detected in CCB1 at 0.044 ug/L with a RL of 1 ug/L.
- Zinc was detected in CCBs 2 through 8 between 0.17 ug/L and 0.38ug/L with a RL of 10 ug/L.
- Aluminum was detected in CCB6 (6.1 ug/L), CCB7 (5.7 ug/L), and CCB8 (5.1 ug/L) with a RL of 50 ppb.
- The contamination was less than ½ the RL; therefore no qualifications were made.
- Iron was detected in CCBs 2 through 8 between –7.2ug/L and -13ug/L with a RL of 20 ug/L. No qualifications were made since the LCG doesn't specifically address negative blank values.

FWGEQUIPRinse3-0558GW - Antimony was detected at 0.23 ug/L with a RL of 1000 ug/L. The contamination was less than ½ MRL; therefore no qualifications were made.

Sample FWGBKGmw-013c-0515-GW was the parent MS/MSD sample. The zinc lab duplicate RPD was 24%; above the control limit of 20%. All detected results were qualified estimated "J".

FWGBKGmw-DUP1-0551-GW and FWGBKGmw-012c-0514-GW Aluminum field duplicate RPD was 37.7%. The detected results were qualified estimated "J".

Mercury - 7470A

The following QC criteria were reviewed with acceptable results:

- Holding times, preservation, sample handling
- Initial Calibration criteria
- ICV and CCV criteria
- ICB was free from contamination
- The method blank was free from contamination
- Equipment Rinse was free from contamination
- MDL Level Verification criteria
- MRL Level Verification criteria
- LCS/LCSD percent recoveries and RPD value criteria
- MS/MSD percent recoveries and RPD values criteria
- Field duplicate RPD criteria

Mercury was detected in CCB1 (-0.1 ug/L) and CCB3 (-0.1ug/L) with a RL of 0.2 ug/L. No qualifications were made since the LCG doesn't specifically address negative blank values.

Nitrocellulose - 353.2

The following QC criteria were reviewed with acceptable results:

- Holding times, preservation, sample handling

- Sample preparation criteria
- Initial Calibration criteria
- ICV and CCV criteria
- The method blank was free from contamination
- Equipment Rinse was free from contamination
- MRL Level Verification criteria
- ICB and CCBs were free from contamination
- LCS/LCSD percent recoveries and RPD value criteria
- Nitrocellulose assay criteria
- Field Duplicate RPD criteria

Sample FWGBKGmw-013c-0515-GW was the parent MS/MSD sample. MS/MSD RPD was 39%. All associated results were qualified estimated "J" for detected results and "UJ" for non-detected results.

Cyanide- 9012

The following QC criteria were reviewed with acceptable results:

- Holding times, preservation, sample handling
- Initial Calibration criteria
- ICV and CCV criteria
- MDL Verification Check criteria
- Method Blank was free from contamination
- Equipment Rinse was free from contamination
- LCS/LCSD percent recoveries and RPD value criteria
- MS/MSD percent recoveries and RPD values criteria

The 10/17/07 MRL recovered at 40%. Samples FWGWBGmw-009c-0550-GW, FWGDA2mw-DET1bR-0525-GW, FWGEQUIPRinse3-0558-GW, FWGWBGmw-006c-0548-GW, FWGBKGmw-DUP1-0551-GW, and FWGWBGmw-007c-0549-GW were affected. The sample results were qualified non-usable "R".

Perchlorate - 6860

The following QC criteria were reviewed with acceptable results:

- Holding times, preservation, sample handling
- Tuning criteria
- Initial Calibration Criteria
- Internal standard area and retention time criteria
- ICV and CCV criteria
- Limit of Detection Verification criteria
- Interference Check Sample criteria

- MEL verification criteria
- Method blank was free from contamination
- Equipment rinse was free from contamination
- Laboratory Reagent Blanks were free from contamination
- LCS recovery criteria
- MS/MSD recovery and RPD criteria

The Second source calibration verification recovery was 114%. All detected results were qualified estimated "J".

Nitrate/Nitrite - 353.2

The following QC criteria were reviewed with acceptable results:

- Holding times, preservation, sample handling
- Initial Calibration criteria
- ICV and CCV criteria
- The method blank was free from contamination
- LCS/LCSD percent recoveries and RPD value criteria
- MS/MSD recoveries and RPD values criteria

There were no QC outliers noted.

Data Validator: Heather Madden
Date: 1/15/08
Senior Data Validator: Erik C. Corbin for Karla Thaxton
Date: 1/15/08

Ravenna, OH Data Review Checklist

Project Number: 030240.0006.05
Sample Event: October 2007
Data Reviewer/Date: Heather Medley/December 13, 2007

SDG: A7J110121 R0
Analysis: SW846 8260B

Review Questions:	Yes	No	N/A	Comments	Qual/Criteria
1. Did Chain-of-Custody information agree with laboratory report?	✓			COC#: 117223, 117216, 117228;	
2. Were samples preserved properly and received in good condition?	✓			14 Coolers were received between 1.4 and 6.0°C.	QAPP Table 4-2, NELAC
3. Were holding times met?	✓			Samples collected 10/10/07 and analyzed on 10/17/07.	QAPP Table 4-2 J/UJ/R
4. Were sample storage requirements met?	✓				QAPP Table 4-2
5. Were QAPP specified PQLs achieved?	✓				QAPP Table 3.3
6. Were all QAPP-specified target analytes reported?	✓				QAPP Table 3-3
7. Was the GC/MS system tuned with bromofluorobenzene (BFB)?	✓				LCG Table 1
8. Was the criteria met during each 12 hour shift (prior to ICAL and Cal Ver.)?	✓			10/3/07 @ 1016, 10/17/07 @ 0926	SW846 8260B 7.3.1
9. Did the initial calibration curve consist of 5 concentration levels?	✓			10/3/07 Instrument A3UX10 stds – 5, 10, 25, 50, 100, 200 ng on column	LCG Table 1 R
10. Did the Calibration Check Compounds (CCCs) (see Table 1 below) relative standard deviations (%RSD) ≤ 30%?	✓				LCG Table 1 R
11. Were the minimum response factors (RFs) for the System Performance Check Compounds (SPCCs) (see Table 2 below) met?	✓				LCG Table 1
12. Were all other target analytes ≤ 15% RSD? OR Was the average RSD ≤ 15%? Was a different calibration option used?	✓			Acetone, Methylene Chloride and Bromoform used a weighted linear curve.	LCG Table 1 15% <RSD< 20% = J/UJ
13. If a linear regression curve was used, was the correlation coefficient r≥0.99?	✓			All correlation coefficients were ≥0.99. No qualifications were made since the correlation coefficients were acceptable.	LCG Table 1 R<0.99=-J/R
14. Was a MDL Level Verification performed once per quarter with all target analytes detected?	✓			8/25/07 @ 0317	LCG Table 1 R
15. Was a MRL Level Verification run at the beginning and end of every daily sequence or every 12 hours?	✓			10/17/07 @ 1040 and 2107	LCG Table 1

Ravenna, OH Data Review Checklist

Project Number: 030240.0006.05
Sample Event: October 2007
Data Reviewer/Date: Heather Medley/December 13, 2007

SDG: A7J110121 R0
Analysis: SW846 8260B

Review Questions:	Yes	No	N/A	Comments	Qual/Criteria
16. Were the QC/MRL recoveries 70-130%?		✓		Opening MRL on 10/17 had Acetone %R = 155.2%. The closing MRL had Acetone %R = 134.1%. Samples FWGTeam1-Trip, FWGTeam2-Trip, FWGTeam3-Trip, and FWGEQUIPRinse3-0558-GW had Acetone detected. The results were qualified estimated "J".	LCG Table 1 >130%=J; 70-60%=J/UJ; <60%=J/R
17. Was a second source verification (ICV) analyzed after the ICAL? Were results 80-120%?	✓			10/3/07	LCG Table 1 >120%=J; 60-80%=J/UJ; <60%=J/R
18. Was a CCV run every 12 hours?	✓			10/17/07 @ 0956	LCG Table 1
19. Did the CCCs have a %Difference < 20%?	✓				LCG Table 1
20. Were the minimum RFs for the SPCCs within limits?	✓				LCG Table 1
21. Was the average of all target analytes ≤ 20%D with a maximum D for each target analyte ≤30%?	✓			Acetone %D was -27.64314 (greater than pos 20%D): average %D was 5.8%; therefore no qualifications were made.	LCG Table 1 Avg D>20% and D>30% =R; Avg %D<20% and D>30% =J D>30% (neg) = J/R D>30% (pos) = J
22. Were the internal standards added to every sample?	✓				LCG Table 1
23. Were the retention times for all IS compounds within ±30 seconds from the RT of the mid-point standard in the ICAL?	✓				LCG Table 1 R
24. Was the EICP area between -50% and +100% of the ICAL mid-point standard?	✓				LCG Table 1 R
25. Was a method blank prepared and analyzed with each batch?	✓				LCG Table 1
26. Were target analytes detected in the method blank at >1/2 the MRL?		✓		There were no detections.	LCG Table 1 <5/10X =B
27. Was a field blank (equipment and/or trip) collected and analyzed?	✓			Three trip blanks and one Equipment Rinse (FWGEQUIPRinse3-0558-GW) were collected on 10/10/07.	
28. Were target analytes detected in the field blank analyses >1/2 the MRL?		✓		**FWGTeam3-Trip** had methylene chloride detected at 0.52 ug/L and acetone detected at 3.9 ug/L. There were no qualifications made because the contamination was less than ½ the MRL (10 ppb).	<5/10X =B

Ravenna, OH Data Review Checklist

Project Number: 030240.0006.05
Sample Event: October 2007
Data Reviewer/Date: Heather Medley/December 13, 2007

SDG: A7J110121 R0
Analysis: SW846 8260B

Review Questions:	Yes	No	N/A	Comments	Qual/Criteria
				FWGTeam2-Trip had methylene chloride detected at 0.61 ug/L and acetone detected at 3.9 ug/L. There were no qualifications made because the contamination was less than ½ the MRL (10 ppb). **FWGEQUIPRinse3-0558-GW** had o-xylene detected at 0.48 ug/L (RL of 1.0 ug/L), m,p-xylene detected at 1.7ug/L (RL of 2.0 ug/L), Acetone detected at 14 ug/L (RL of 10 ug/L), 2-butanone detected at 24 ug/L (RL of 10 ug/L), Toluene detected at 1.5 ug/L (RL of 1.0 ug/L), total Xylenes was detected at 2.2 ug/L (RL of 2.0 ug/L), and ethylbenzene detected at 0.34 ug/L (RL of 1.0 ug/L). There were no detected results therefore no qualifications were made. **FWGTeam1-Trip** had methylene chloride detected at 0.55 ug/L and acetone detected at 4.0 ug/L. There were no qualifications made because the contamination was less than ½ the MRL (10 ppb).	
29. Was a field duplicate analyzed?	✓			FWGBKGmw-DUP1-0551-GW was the field duplicate of FWGBKGmw-012c-0514-GW.	
30. Were the Field duplicates RPDs within ±30%?	✓				QAPP Table 3-2 RPD >30=J
31. Was a LCS prepared and analyzed with each batch?	✓			An LCSD was analyzed and reported;	LCG Table 1
32. Were the LCS recoveries within limits specified in Appendix C of the LCG?	✓			LCS (44%) and LCSD (42%) had non-target compound dichlorodifluoromethane recover below control limits (59-134). No qualifications were made.	LCG Appendix C >UL=J; 30%-LL=J/UJ; <30%=J/R
33. Was a MS/MSD prepared with each batch?	✓				LCG Table 1
34. Was the MS/MSD parent sample a Ravenna sample?	✓			The parent MS/MSD samples were FWGBKGmw-013c-0515-GW and from SDG A7J100103 FWGLL12mw-182c-0531-GW.	
35. Were MS/MSD recoveries 70-130% and RPD values ≤20%?		✓		Non-target compound dichlorodifluoromethane recovered below control limits in the MS (38%, 39%) and MSD (36%, 36%), respectively. No qualifications were made. Chloromethane MSD (69%) and Vinyl chloride (69%) recovered below control limits. There were no other QC outliers therefore no qualifications were made.	LCG Table 1 Pj
36. Were surrogate recoveries 50-150%?	✓				LCG Table 1 >150%=J; 10% -50%=J/UJ; <10%=J/R

Ravenna, OH Data Review Checklist

Project Number: 030240.0006.05
Sample Event: October 2007
Data Reviewer/Date: Heather Medley/December 13, 2007

SDG: A7J110121 R0
Analysis: SW846 8260B

Review Questions:	Yes	No	N/A	Comments	Qual/Criteria
37. Were reported sample concentrations within calibration range?	✓				
38. Were laboratory-generated Quality Control Exception Reports issued? If yes, summarize contents.		✓			
39. Were lab comments included in report? If yes, summarize contents.	✓			*Comments in case narrative on the MS/MSD recoveries and LCS recoveries.*	

References:

Louisville Chemistry Guidelines (LCG), USACE June 2002 version 5; Section I "Chemical Analysis Criteria" Table 1 and Attachment A "Data Validation Guidelines:

Final Quality Assurance Project Plan (QAPP) Addendum for the Facility-Wide Groundwater Monitoring Program Ravenna Army Ammunition Plant, Ravenna, OH, Portage Environmental September 2004

NELAC Quality Systems revision 16, July 12, 2002, Chapter 5 section 5.5.8.3.1.a.1 "temperatures just above freezing up to 6C shall be acceptable". This criterion has been used in the validation of acceptable temperatures.

Additional Comments:

Table1- CCCs

Analyte
1,1-Dichloroethene
Chloroform
1,2-Dichloropropane
Toluene
Ethylbenzene
Vinyl chloride

Table 2- SPCCs

Analyte	Minimum RF
Chloromethane	0.10
1,1-Dichlorethane	0.10
Bromoform	0.10
Chlorobenzene	0.30
1,1,2,2-Tetrachloroethane	0.30

Ravenna, OH Data Review Checklist

Project Number: 030240.0006.05
Sample Event: October 2007
Data Reviewer/Date: Heather Medley/December 13, 2007

SDG: A7J110121 R0
Analysis: SW846 8270C (including PAH's)

Review Questions:	Yes	No	N/A	Comments	Qual/Criteria
1. Did Chain-of-Custody information agree with laboratory report?	✓			COC#: 117223, 117216, 117228;	
2. Were samples preserved properly and received in good condition?	✓			14 Coolers were received between 1.4 and 6.0°C.	QAPP Table 4-2
3. Were samples extracted using the correct preparation, clean-up methods?	✓				QAPP Table 4-2
4. Were samples extracted within required holding times (7 days - water)?	✓			Samples collected 10/10/07, extracted on 10/12/07 and 10/17/07.	QAPP Table 4-2 J/UJ/R
5. Were samples analyzed within required holding times (40 days after extraction)?	✓			Samples analyzed on 10/15/07 and 10/20/07.	QAPP Table 4-2 J/UJ/R
6. Were sample storage requirements met?	✓				QAPP Table 4-2
7. Were QAPP specified PQLs achieved?	✓				QAPP Table 3-4 and 3-6
8. Were all QAPP-specified target analytes reported?	✓				QAPP Table 3-4 and 3-6
9. Was the GC/MS system tuned with decafluorotriphenylphosphine (DFTPP)?	✓				LCG Table 2
10. Were the criteria met during each 12 hour shift?	✓			10/8/07 @ 1501, 10/15/07 @ 1050, 10/16/07 @ 1650, 10/20/07 @ 1101	LCG Table 2
11. Did the initial calibration curve consist of 5 concentration levels, with the low standard near but above the MDL?	✓			Instrument A4HP8, ICAL 10/8/07 and 10/16/07 stds = 0.05, 0.25, 0.50, 1.0, 2.5, 5.0, 7.5, 10.0, 12.5 ng on column	LCG Table 2 R
12. Did the Calibration Check Compounds (CCCs) (see Table 1 below) relative standard deviation (%RSD) ≤ 30%?	✓			10/8/07: Pentachlorophenol and di-n-octyl phthalate used a quadratic curve 10/16/07: Pentachlorophenol and di-n-octyl phthalate used a quadratic curve	LCG Table 2 R
13. Were the minimum response factors (RFs) for the System Performance Check Compounds (SPCCs) (see Table 2 below) met?	✓			10/8/07: 2,4-Dinitrophenol and 4-Nitrophenol used quadratic curves. 10/16/07: 2,4-Dinitrophenol used quadratic curve.	LCG Table 2 R
14. Was each target analyte <15 % RSD, or was the average RSD <15%?	✓			10/8/07: Benzoic acid, Hexachlorocyclopentadiene, and 4,6-Dinitro-2-methylphenol used quadratic curves. 10/16/07: Benzoic acid, Hexachlorocyclopentadiene, 4-Nitroaniline, 4,6-Dinitro-2-methylphenol, and 3,3'-Dichlorobenzidine used quadratic curves.	LCG Table 2 15% <RSD< 30% = J/UJ

Ravenna, OH Data Review Checklist

Project Number: 030240.0006.05 **SDG**: A7J110121 R0
Sample Event: October 2007 **Analysis**: SW846 8270C (including PAH's)
Data Reviewer/Date: Heather Medley/December 13, 2007

Review Questions:	Yes	No	N/A	Comments	Qual/Criteria
15. If a different calibration option was used, was the correlation coefficient (r^2) or coefficient of determination (COD) (r) ≥0.99?	✓			All r^2's were greater than 0.99. No qualifications made since the coefficient of determinations were within criteria.	LCG Table 2 r<0.99=-J/R
16. Was a MDL Level Verification performed once per quarter with all target analytes detected?			✓	MDL verification check data was not provided. No qualifications were made since an evaluation could not be completed.	LCG Table 2 R
17. Was a MRL Level Verification run at the beginning and end of the sequence or every 12 hours?	✓			10/15/07 @ 1129 and 1903; 10/20/07 @ 1157 and 1856	LCG Table 2
18. Were the QC/MRL recoveries 70-130%?		✓		Closing MRL (10/15): bis(2-chloroethyl)ether %R = 136.85% and 2,4-Dinitrophenol %R = 67.7%; There were no detected results for bis(2-chloroethyl) ether; therefore no qualifications were made. All associated results for 2,4-Dinitrophenol were qualified estimated "J" for detected results and "UJ" for non-detected results. Opening MRL (10/20): Benzoic acid %R was 69.5%. No qualifications were made per the EPA rounding rule; the recovery rounds to 70%.	LCG Table 2 >130%=J; 50-70%=J/UJ; <50%=J/R
19. Was a second source (ICV) verification analyzed after the ICAL? Were results 70-130%?	✓			10/8/07 @ 1815, 10/16/07 @ 2004	LCG Table 2 >130%=J; 50-70%=J/UJ; <50%=J/R
20. Was a CCV analyzed every 12 hours?	✓			10/15/07 @ 1109; 10/20/07 @ 1119	LCG Table 2
21. Was the percent difference (% D) for the CCCs ≤ 20%? (see Table 1) (% drift if regression fit model used)	✓				LCG Table 2
22. Were the minimum RFs for the SPCCs met? (see Table 2)	✓				LCG Table 2
23. Was the %Difference or %Drift ≤20% for all target analytes? OR was the average %D ≤20% with no individual analyte ≥30%D?	✓			10/20 CCV had benzoic acid %D at 20.2%. The average %D was 3.6%; therefore no qualifications were made.	LCG Table 2 Avg D>20% and D>30% =R; Avg %D<20% and D>30% =J D>30% (neg) = J/R D>30% (pos) = J

Ravenna, OH Data Review Checklist

Project Number: 030240.0006.05
Sample Event: October 2007
Data Reviewer/Date: Heather Medley/December 13, 2007

SDG: A7J110121 R0
Analysis: SW846 8270C (including PAH's)

Review Questions:	Yes	No	N/A	Comments	Qual/Criteria
24. Were the internal standards added to every sample?	✓				LCG Table 2
25. Were the retention times for all IS compounds within ±30 seconds from the RT of the mid-point ICAL std?	✓				LCG Table 2 R
26. Did the areas of all IS compounds vary by no more than -50% to +100% from the ICAL EICP area?	✓				LCG Table 2 R
27. Was a method blank prepared and analyzed with each batch?	✓				LCG Table 2
28. Were all target analytes in the method blank <1/2 the MRL?		✓		bis(2-ethylhexyl)phthalate was detected in Batch 7290031 method blank at 1.7ug/L; RL was 10 ug/L. No qualifications were made since the result was less than ½ the MRL.	LCG Table 2 <5/10x blank = B
29. Was a field blank collected and analyzed?	✓			One Equipment Rinse (FWGEQUIPRinse3-0558-GW) was collected on 10/10/07.	
30. Were all target analytes in the field blank analysis <1/2 the MRL?	✓			FWGEQUIPRinse3-0558-GW Benzyl alcohol was detected at 1.2 ug/L; RL was 5.0 ug/L. Bis(2-ethylhexyl)phthalate was detected at 1.2; RL was 10 ug/L. No qualifications were made since the result was less than ½ the MRL.	<5/10x blank = B
31. Was a field duplicate analyzed?	✓			FWGBKGmw-DUP1-0551-GW was the field duplicate of FWGBKGmw-012c-0514-GW.	
32. Were the field duplicate RPDs ≤30%?		✓		bis(2-ethylhexyl)phthalate RPD was above control limits (44.9%). Both results were qualified estimated "J" for detected results and "UJ" for non-detected results.	QAPP Table 3-2 RPD >30=J
33. Was an LCS prepared and analyzed with each batch?	✓				LCG Table 2
34. Were the LCS recoveries within limits specified in LCG Appendix C?		✓		Batch 7284260 LCS had Benzoic acid recover at 15% (control limits 30-136) and Hexachlorocyclopentadiene recover at 7.0% (control limits 30-115). All results were qualified non-usable "R". Batch 7290031 LCS had hexachlorocyclopentadiene recover at 0% (control limits 30-115%). The hexachlorocyclopentadiene results were qualified non-usable "R". Benzoic acid LCS/LCSD RPD was 36%, above control limit of 30%. The results were qualified estimated "UJ".	LCG Appendix C >UL=J; 30%-LL=J/UJ; <30%=J/R
35. Was a MS/MSD pair prepared with each batch?	✓				LCG Table 2

Ravenna, OH Data Review Checklist

Project Number: 030240.0006.05
Sample Event: October 2007
Data Reviewer/Date: Heather Medley/December 13, 2007

SDG: A7J110121 R0
Analysis: SW846 8270C (including PAH's)

Review Questions:	Yes	No	N/A	Comments	Qual/Criteria
36. Was the MS/MSD parent sample a Ravenna sample?	✓			Sample FWGBKGmw-013c-0515-GW was the parent MS/MSD sample.	
37. Were MS/MSD recoveries 45-135% and RPD value ≤40%?		✓		FWGBKGmw-013c-0515-GW MSD had several analytes recover below LCG control limits (40-135%): benzoic acid (31%), 1,3-Dichlorobenzene (41%), 1,4-Dichlorobenzene (43%), hexachloroethane (35%), 2,4-dimethylphenol (43%), hexachlorobutadiene (37%), and hexachlorocyclopentadiene (7.7%). FWGBKGmw-013c-0515-GW MS had several analytes recover below LCG control limits (40-135%): Benzoic acid (17%), 2,4-Dimethylphenol (43%), hexachlorocyclpentadiene (7.6%), and 2,4-Dinitrophenol (33%). FWGBKGmw-013c-0515-GW MS/MSD RPD was above LCG control limits (40%) for benzoic acid (56%), Benzoic acid and Hexachlorocyclopentadiene also had LCS recovery failures. 2,4-Dinitrophenol also had MRL check recovery failures. The parent samples had the hexachlorocyclopentadiene and benzoic acid results qualified non-usable "R". The parent sample had the 2,4-Dinitrophenol result qualified estimated "UJ". There were no other QC outliers for the other analytes in either MS/MSD samples; therefore no qualifications were made.	LCG Table 2 Pj
38. Were surrogate recoveries within 50-150%?		✓		Samples FWGDA2mw-DET1bR-0525-GW, FWGEQUIPRinse3-0558-GW, FWGWBGmw-006c-0548-GW, FWGBKGmw-012c-0514-GW, FWGBKGmw-DUP1-0551-GW, FWGWBgmw-007c-0549-GW, FWGDETmw-4bR-0557-GW RE1, FWGDETmw-3bR-0526-GW, FWGLL12mw-186c-0533-GW RE1, FWGBKGmw-017c-0518-GW, FWGRQLmw-009c-0547-GW, FWGRQLmw-DUP3-0553-GW, FWGLL12mw-182c-0531-GW, and FWGLL12mw-153c-0530-GW had surrogate 2-fluorophenol recover below control limits (50%). No qualifications were made because LCG (Attachment A "Data Validation Guidelines, Section 2.10) allows one surrogate failure without qualification. Sample FWGBKGmw-013c-0515-GW had nitrobenzene-d5 (40%), 2-fluorobiphenyl (46%), phenol-d5 (43%), and 2-fluorophenol (20%) recover below control limits (50%). All associated results were qualified estimated "J" for detected results and "UJ" for non-detected results.	LCG Table 2 >150%=J; 10% -50%=J/UJ; <10%=J/R
39. Were reported sample concentrations within calibration range?	✓				
40. Were laboratory-generated Quality		✓			

Ravenna, OH Data Review Checklist

Project Number: 030240.0006.05
Sample Event: October 2007
Data Reviewer/Date: Heather Medley/December 13, 2007

SDG: A7J110121 R0
Analysis: SW846 8270C (including PAH's)

Review Questions:	Yes	No	N/A	Comments	Qual/Criteria
Control Exception Reports issued? If yes, summarize contents.					
41. Were lab comments included in report? If yes, summarize contents.	✓				

References:

Louisville Chemistry Guidelines (LCG), USACE June 2002 version 5; Section I "Chemical Analysis Criteria" Table 2 and Attachment A "Data Validation Guidelines:

Final Quality Assurance Project Plan (QAPP) Addendum for the Facility-Wide Groundwater Monitoring Program Ravenna Army Ammunition Plant, Ravenna, OH, Portage Environmental September 2004

NELAC Quality Systems revision 16, July 12, 2002, Chapter 5 section 5.5.8.3.1.a.1 "temperatures just above freezing up to 6C shall be acceptable". This criterion has been used in the validation of acceptable temperatures.

Additional Comments:

Table 1: CCCs

Base / Neutral Compunds	Acid Compounds
Acenaphthalene	4-Chloro-3-methylphenol
1,4-Dichlorobenzene	2,4-Dichlorophenol
Hexachlorobutadiene	2-Nitrophenol
N-Nitrosodiphehylamine	Phenol
Di-n-octylphthalate	Pentachlorophenol
Fluoroanthene	2,4,6-Trichlorophenol
Benzo(a)pyrene	

(All analytes if CCCs not included in standard)

Table 2: SPCCs

N-Nitroso-di-n-propylamine	0.050
Hexachlorocyclopentadiene	0.050

Project Number: 030240.0006.05
Sample Event: October 2007
Data Reviewer/Date: Heather Medley/December 13, 2007

SDG: A7J110121 R0
Analysis: SW846 8270C (including PAH's)

2,4-Dinitrophenol	0.050
4-Nitrophenol	0.050

Ravenna, OH Data Review Checklist

Project Number: 030240.0006.05
Sample Event: October 2007
Data Reviewer/Date: Heather Medley/ December 14, 2007

SDG: A7J110121 R0
Analysis: SW846 8081

Review Questions:	Yes	No	N/A	Comments	Qual/Criteria
1. Did Chain-of-Custody information agree with laboratory report?	✓			COC#: 117223, 117216, 117228;	
2. Were samples preserved properly and received in good condition?	✓			14 Coolers were received between 1.4 and 6.0°C.	QAPP Table 4-2, NELAC
3. Were holding times met?	✓			Samples collected 10/10/07, extracted on 10/15//07, and analyzed on 10/2207.	QAPP Table 4-2 J/UJ/R
4. Were sample storage requirements met?	✓				QAPP Table 4-2
5. Were QAPP specified PQLs achieved?	✓				QAPP Table 3-5
6. Were all QAPP-specified target analytes reported?	✓				QAPP Table 3-5
7. Was a DDT standard analyzed every 12 hours? Was the DDT %breakdown < 15%?	✓			10/1/07 @ 1241, 10/22/07 @ 0147, 0958, and 1511	LCG Table 4 >15%=J/R
8. Was an endrin standard analyzed every 12 hours? Was endrin %breakdown <15%?	✓			10/1/07 @ 1241, 10/22/07 @ 0147, 0958, and 1511	LCG Table 4 >15%=J/R
9. Does the initial calibration curve consist of 5 concentration levels?	✓			Instrument A2HP9: ICAL on 10/01/07 Stds = 0.005, 0.01, 0.025, 0.05, 0.1, 0.20	LCG Table 4 R
10. Were the %RSDs for each analyte ≤ 20%? OR was the average %RSD ≤ 20% with the r^2 >0.990?	✓				LCG Table 4 RSD>20% or r<0.99=J/R
11. Was a blank run prior to the initial calibration?	✓				
12. Was a MDL Level Verification performed once per quarter with all target analytes detected?	✓			MDL verification check data for instrument a2hp3 was not provided. No qualifications were made since an evaluation could not be completed.	LCG Table 4 R
13. Was a MRL Verification performed at the beginning and end of the sequence or every 12 hours with results 70-130%?		✓		10/21/07 @ 1820 and 10/22/07 1404 10/22 @ 1404 back column: 4,4'-DDD recovered at 69.3%. All associated results were qualified estimated "J" for detected results and "UJ" for non-detected results.	LCG Table 4 >130%=J; 65-70%%=J/UJ; <65%=J/R
14. Was a second source (ICV) verification analyzed after the ICAL? Were results 85-115%?	✓			10/1/07 @ 2114	LCG Table 4 >115%=J; 80-85%=J/UJ; <80%=J/R

Ravenna, OH Data Review Checklist

Project Number: 030240.0006.05
Sample Event: October 2007
Data Reviewer/Date: Heather Medley/ December 14, 2007

SDG: A7J110121 R0
Analysis: SW846 8081

Review Questions:	Yes	No	N/A	Comments	Qual/Criteria
15. Was a CCV run every 12 hours?	✓			10/21/07 @ 1736 (tox), 10/22/07 @ 0210, 1021, 1427 (tox), 1534	LCG Table 4
16. Was the %D for all target analytes ≤5%? OR was the average %D ≤ 15% with no individual analyte >30%?		✓		10/21 @ 1736 front column – 1 of the individual peaks %D was less than 15% (neg). The average %D across all 5 peaks was 7.57%; no qualifications were made. 10/22 @ 0210 back column – 4,4'-DDD (17.6%), recovered greater than 15% D. The average %D was 6.6%; no qualifications were made. 10/22 @ 1021 back column – 4,4'-DDD (18.7%), recovered greater than 15% D. The average %D was 7.2%; no qualifications were made. 10/22 @ 1427 front column – 1 of the individual peaks %D were less than 15% (neg). The average %D across all 5 peaks was 15.5%; No qualifications were made since toxaphene was reported as an average of the peaks and the average %D was less than 30%. 10/22 @ 1427 back column – 4 of the individual peaks %D were less than 15% (neg). The average %D across all 5 peaks was 17.8%. No qualifications were made since toxaphene was reported as an average of the peaks and the average %D was less than 30%. 10/22 @ 1534 back column – 4,4'-DDD (15.4%), recovered greater than 15% D. The average %D was 6.7%; no qualifications were made.	LCG Table 4 D>30% (neg) =J/R D>30% (pos) = J
17. Was a method blank prepared and analyzed with each batch?	✓				LCG Table 4
18. Were target analytes < ½ the MRL?	✓				LCG Table 4 <5x=B
19. Was an equipment blank collected and analyzed?	✓			One Equipment Rinse (FWGEQUIPRinse3-0558-GW) was collected on 10/10/07.	
20. Were target analytes in the field blank analyses (equipment) <1/2 the MRL?	✓				<5x =B
21. Was an LCS prepared and analyzed with each batch?	✓			Only a LCS is required	LCG Table 4
22. Were the LCS recoveries within limits specified in LCG Appendix C?		✓		Endosulfan I recovered at 48% in the LCS. The control limits were 50-160. All associated results were qualified estimated "J" for detected results and "UJ" for non-detected results.	LCG Appendix C >UL=J; 30%-LL=J/UJ; <30%=J/R

Ravenna, OH Data Review Checklist

Project Number: 030240.0006.05
Sample Event: October 2007
Data Reviewer/Date: Heather Medley/ December 14, 2007

SDG: A7J110121 R0
Analysis: SW846 8081

Review Questions:	Yes	No	N/A	Comments	Qual/Criteria
23. Was a MS/MSD pair prepared with each batch?	✓				LCG Table 4
24. Was the MS/MSD parent sample a Ravenna sample?	✓			The parent MS/MSD sample was FWGBKGmw-013c-0515-GW.	
25. Were MS/MSD recoveries 40-140% and RPD ≤20%?	✓				QAPP Table 3-2 Pj
26. Were surrogate recoveries 50-150%?		✓		Samples FWGBKGmw-012c-0514-GW, FWGBKGmw-DUP1-0551-GW, and FWGLL12mw-186c-0533-GW had DCB recover below the LCG control limits (50-150%). All associated results were qualified estimated "J" for detected results and "UJ" for non-detected results.	LCG Table 4 >150%=J; 10% -50%=J/UJ; <10%=J/R
27. Was a field duplicate analyzed? Were the RPDs ≤30%?		✓		FWGBKGmw-DUP1-0551-GW was the field duplicate of FWGBKGmw-012c-0514-GW. Beta-BHC RPD was 89.7% and Methoxychlor RPD was 200%. The results were qualified estimated "J" for detected results and "UJ" for non-detected results.	QAPP Table 3-2 RPD >30=J
28. Were all positive results verified by a second column confirmation? Were the RPD's ≤ 40?	✓				LCG Table 4 >40 RPD=J
29. Were reported sample concentrations within calibration range?	✓				
30. Were laboratory-generated Quality Control Exception Reports issued? If yes, summarize contents.		✓			
31. Were lab comments included in report? If yes, summarize contents.	✓				

References:

Louisville Chemistry Guidelines (LCG), USACE June 2002 version 5; Section I "Chemical Analysis Criteria" Table 4 and Attachment A "Data Validation Guidelines:

Final Quality Assurance Project Plan (QAPP) Addendum for the Facility-Wide Groundwater Monitoring Program Ravenna Army Ammunition Plant, Ravenna, OH, Portage Environmental September 2004

NELAC Quality Systems revision 16, July 12, 2002, Chapter 5 section 5.5.8.3.1.a.1 "temperatures just above freezing up to 6C shall be acceptable". This criterion has been used in the validation of acceptable temperatures.

Project Number: 030240.0006.05
Sample Event: October 2007
Data Reviewer/Date: Heather Medley/ December 14, 2007

SDG: A7J110121 R0
Analysis: SW846 8081

Additional Comments:

Ravenna, OH Data Review Checklist

Project Number: 030240.0006.05
Sample Event: October 2007
Data Reviewer/Date: Heather Medley/December 14, 2007

SDG: A7J110121 R0
Analysis: SW846 8082

Review Questions:	Yes	No	N/A	Comments	Qual/Criteria
1. Did Chain-of-Custody information agree with laboratory report?	✓			COC#: 117223, 117216, 117228;	
2. Were samples preserved properly and received in good condition?	✓			14 Coolers were received between 1.4 and 6.0°C.	QAPP Table 4-2
3. Were holding times met?	✓			Samples collected 10/10/07, extracted on 10/14/07, and analyzed on 10/17/07 and 10/23/07.	QAPP Table 4-2 J/UJ/R
4. Were sample storage requirements met?	✓				QAPP Table 4-2
5. Were QAPP specified PQLs achieved?	✓				QAPP Table 3-5
6. Were all QAPP-specified target analytes reported?	✓				QAPP Table 3-5
7. Does the initial calibration curve consist of 5 concentration levels of Aroclors 1016 and 1260?	✓			Instrument A2HP10; ICAL on 10/9/07 Stds = 0.05, 0.1, 0.2, 0.5, 1.0, 2.0	LCG Table 3 R
8. Was the % RSD ≤ 20%? Were the r^2s >0.990?	✓				LCG Table 3 RSD>20% or r<0.99= J/R
9. Was a MDL Level Verification performed once per quarter? Were all target analytes detected?			✓	MDL verification check data for instrument a2hp10 was not provided. No qualifications were made since an evaluation could not be completed.	LCG Table 3 R
10. Was a MRL Level Verification performed at the beginning and end of the sequence or every 12 hours? Were the results 70-130%		✓		10/17/07 @ 1508 and 10/18/07 @ 0653 Opening MRL: The %D was above the limit (30% pos) for individual peaks in Aroclor 1016 and 1260. The average peak %D for Aroclor 1016 was 36.8% and Aroclor 1260 was 52%. There were no detected results; therefore no qualifications were made. Closing MRL: The %D was above the limit (30% pos) for individual peaks in Aroclor 1260. The average peak %D for Aroclor 1260 was 26.6%. No qualifications were made since it was reported as an average of the peaks and the average %D was less than 30%. 10/23/07 @ 2219 and 2320 Opening MRL on 10/23: The %D was above the limit (30% pos) for individual peaks in Aroclor 1016. The average peak %D for Aroclor 1016 was 26.8%. There were no detected results; therefore no qualifications were made. Closing MRL on 10/23: The %D was above the limit (30% pos) for individual peaks in Aroclor 1016. The average peak %D for Aroclor 1016 was 38.8%. There were no	LCG Table 3 >130%=J; 65-70%=J/UJ; <65%=J/R

Ravenna, OH Data Review Checklist

Project Number: 030240.0006.05
Sample Event: October 2007
Data Reviewer/Date: Heather Medley/December 14, 2007

SDG: A7J110121 R0
Analysis: SW846 8082

Review Questions:	Yes	No	N/A	Comments	Qual/Criteria
				detected results; therefore no qualifications were made.	
11. Was a second source (ICV) verification performed after the ICAL? Were results 85-115%?	✓			10/10/07 @ 0151;	LCG Table 3 >115%=J; 80-85%=J/UJ; <80%=J/R
12. Were single standards of the other five Aroclors run to aid in pattern recognition and to determine a single point calibration factor?	✓				Method 8082 Section 5.6.2
13. Was a CCV run every 12 hours?	✓			10/17/07 @ 1351 and 1927 10/23/07 @ 2219 and 2320	LCG Table 3
14. Was the % D ≤ 15 % for each analyte or the average %D across all analytes ≤ 15% with a maximum %D for each target analyte ≤30%?	✓				LCG Table 3 D>30% (neg) =J/R D>30% (pos) =J
15. Was a method blank prepared and analyzed with each batch?	✓				LCG Table 5
16. Were target analytes <1/2 the MRL?	✓				LCG Table 5 <5x = B
17. Was an equipment blank collected and analyzed?	✓			FWGEQUIPRinse3-0558-GW	
18. Were target analytes in the field blank analyses (equipment) <1/2 the MRL?	✓				<5x = B
19. Was an LCS prepared and analyzed with each batch?	✓				LCG Table 3
20. Were the LCS recoveries within limits specified in LCG Appendix C?	✓				LCG Appendix C >UL=J; LL-30%=J/UJ; <30%=J/R
21. Was a MS/MSD pair prepared with each batch?	✓				LCG Table 3
22. Was the MS/MSD parent sample a Ravenna sample?	✓			The parent MS/MSD sample was FWGBKGmw-013c-0515-GW.	

Ravenna, OH Data Review Checklist

Project Number: 030240.0006.05
Sample Event: October 2007
Data Reviewer/Date: Heather Medley/December 14, 2007

SDG: A7J110121 R0
Analysis: SW846 8082

Review Questions:	Yes	No	N/A	Comments	Qual/Criteria
23. Were MS/MSD recoveries 40-140% and RPD ≤20%?	✓				QAPP Table 3-2 Pj
24. Was the surrogate spiked into all samples?	✓				
25. Were surrogate recoveries 50-150%?		✓		Samples FWGBKGmw-012c-0514-GW, FWGBKGmw-DUP1-0551-GW, and FWGLL12mw-186c-0533-GW had DCB recover below the LCG control limits (50-150%). All associated results were qualified estimated "J" for detected results and "UJ" for non-detected results.	LCG Table 3 >150%=J; 10-50%=J/UJ; <10%=R
26. Was a field duplicate analyzed? Were the RPDs <30%?	✓			FWGBKGmw-DUP1-0551-GW was the field duplicate of FWGBKGmw-012c-0514-GW.	QAPP Table 3-2 RPD >30=J
27. Were all positive results verified by a second dissimilar column confirmation? Was the RPD ≤ 40?	✓				LCG Table 3 RPD>40=J
28. Were reported sample concentrations within calibration range?	✓				
29. Were laboratory-generated Quality Control Exception Reports issued? If yes, summarize contents.		✓			
30. Were lab comments included in report? If yes, summarize contents.	✓				

References:

Louisville Chemistry Guidelines (LCG), USACE June 2002 version 5; Section I "Chemical Analysis Criteria" Table 3 and Attachment A "Data Validation Guidelines:

Final Quality Assurance Project Plan (QAPP) Addendum for the Facility-Wide Groundwater Monitoring Program Ravenna Army Ammunition Plant, Ravenna, OH, Portage Environmental September 2004

NELAC Quality Systems revision 16, July 12, 2002, Chapter 5 section 5.5.8.3.1.a.1 "temperatures just above freezing up to 6C shall be acceptable". This criterion has been used in the validation of acceptable temperatures.

Additional Comments:

Ravenna, OH Data Review Checklist

Project Number: 030240.0006.05
Sample Event: October 2007
Data Reviewer/Date: Heather Medley/December 14, 2007

SDG: A7J110121 R0
Analysis: SW846 6010B/6020

Review Questions:	Yes	No	N/A	Comments	Qual/Criteria
1. Did Chain-of-Custody information agree with laboratory report?	✓			COC#: 117223, 117216, 117228;	
2. Were samples preserved properly and received in good condition?	✓			14 Coolers were received between 1.4 and 6.0°C.	QAPP Table 4-2
3. Were holding times met?	✓			Samples collected 10/10/07, digested on 10/12/07, ICP analyzed on 10/12/07, and ICP-MS analyzed on 10/18/07.	QAPP Table 4-2 J/UJ/R
4. Were sample storage requirements met?	✓				QAPP Table 4-2
5. Were QAPP specified RLs achieved?	✓				QAPP Table 3-8
6. Were all QAPP-specified target analytes reported?	✓				QAPP Table 3-8
7. Did the initial calibration curve range include 3 standards and a blank?	✓				LCG Table 7 R
8. Was the ICAL performed daily?	✓				LCG Table 7 R
9. Was the correlation coefficient r≥0.995 for each analyte?	✓				LCG Table 7 R<0.995=J/R
10. Was a MDL Level Verification performed once per quarter with all target analytes detected?	✓			I5 – 9/4/07; I7 – 7/12/07	LCG Table 7 R
11. Was a MRL Level Verification performed at the beginning of the daily sequence? Were results 70-130%?		✓		**ICPMS**: 10/18/07 @ 0925; **ICP**: 10/11/07 @ 0845 and 10/12/07 @ 2048 Silver recovered at 60.5% in the closing MRL. Detected results were qualified estimated "J" and non-detected results were qualified non-usable "R".	LCG Table 7 >130%=J; 65-70%=J/UJ; <65%=J/R
12. Was the ICV (second source verification) analyzed after the ICAL?	✓				LCG Table 7
13. Were all analytes within 90-110% in the ICV?	✓				LCG Table 7 J>110%=J; 90-85%=J/UJ; <85%=J/R
14. Was the ICB analyzed after the ICV with results <1/2 the MRL?	✓			**ICP-MS:** Antimony was detected at 0.11 ug/L with a RL of 2 ug/L. Cadmium was detected at 0.018 ug/L with a RL of 0.5 ug/L. The contamination was less than ½ the RL. Therefore no qualifications were made. **ICP**: Calcium was detected at -3.8 ug/L with a RL of 1000 ug/L. Chromium was detected at -0.7 ug/L with a RL of 5 ug/L. Copper was detected -1.2 ug/L with a RL of 5 ug/L. Potassium was detected at 136 ug/L with a RL of 1000 ug/L.	LCG Table 7 < 5x = U

Review Questions:	Yes	No	N/A	Comments	Qual/Criteria
				The contamination was less than ½ the RL. Therefore no qualifications were made. Sodium was detected at –890 ug/L with a RL of 1000 ug/L. No qualifications were made since the LCG doesn't specifically address negative blank values.	
15. Were CCVs analyzed every 10 samples and at the end of the analytical sequence?	✓				LCG Table 7
16. Were CCV results within 90 to 110%?		✓		**ICP-MS:** Be CCV3 recovered at 110.9% and CCV8 recovered at 110.7%. Samples FWGWBGmw-009c-0550-GF, FWGDA2mw-DET1bR-0525-GF, and FWGBKGmw-013c-0515-GF had beryllium reported between CCVs 6 and 7. No qualifications were made. Samples FWGBKGmw-012c-0514-GF, FWGBKGmw-DUP1-0551-GF, FWGWBGmw-007c-0549-GF, FWGDETmw-4bR-0527-GW, FWGDETmw-3bR-0526-GF, FWGLL12mw-186c-0533-GF, and FWGBKGmw-017c-0518-GF were reported between CCs7 and 8. Be was not detected therefore no qualifications were made.	LCG Table 7 >110%=J 90-85%=J/UJ; <85%=J/R
17. Were the CCBs run every 10 samples and at the end of the analytical sequence? Were results <1/2 the MRL?		✓		**ICP-MS**: Antimony was detected in all 8 CCBs between 0.11 ug/L and 0.19 ug/L with a RL of 2 ug/L. Beryllium was detected in CCB2 (0.032 ug/L), CCB3 (0.039 ug/L), CCB4 (0.027 ug/L), CCB6 (0.023 ug/L), CCB7 (0.042ug/L), and CCB8 (0.03ug/L) with a RL of 1 ug/L. Cadmium was detected in CCBs 2 through 8 between 0.016 ug/L and 0.03ug/L with a RL of 0.5 ug/L. Thallium was detected in CCB1 at 0.044 ug/L with a RL of 1 ug/L. Zinc was detected in CCBs 2 through 8 between 0.17 ug/L and 0.38ug/L with a RL of 10 ug/L. Aluminum was detected in CCB6 (6.1 ug/L), CCB7 (5.7 ug/L), and CCB8 (5.1 ug/L) with a RL of 50 ppb. The contamination was less than ½ the RL; therefore no qualifications were made. Iron was detected in CCBs 2 through 8 between –7.2ug/L and -13ug/L with a RL of 20 ug/L. No qualifications were made since the LCG doesn't specifically address negative blank values. **ICP**: Barium was detected in CCB6 (0.5 ug/L) with a RL of 10 ug/L. Calcium was detected in all CCBs between -5.2 ug/L and -7.4 ug/L with a RL of 1000 ug/L. Chromium was detected in CCB6 (0.6 ug/L) with a RL of 5 ug/L. Cobalt was detected in CCB6 (1.3 ug/L) with a RL of 5 ug/L. Copper was detected in CCB1 (-1.3 ug/L), CCB3 (-1.4ug/L), CCB4 (-1.1 ug/L), CCB5 (-1.3 ug/L), and CCB7 (-1.8 ug/L) with a RL of 5 ug/L. Magnesium was detected in CCB 6 (13.3 ug/L) with a RL of 1000 ppb. Manganese was detected CCB3 (0.1 ug/L), CCB6 (0.2 ug/L), and CCB7 (-0.1 ug/L) with a RL of 10 ug/L. Nickel was detected in CCB6 (3.3 ug/L) with a RL of 10 ug/L.	LCG Table 7 <5x = U

Ravenna, OH Data Review Checklist

Project Number: 030240.0006.05
Sample Event: October 2007
Data Reviewer/Date: Heather Medley/December 14, 2007

SDG: A7J110121 R0
Analysis: SW846 6010B/6020

Review Questions:	Yes	No	N/A	Comments	Qual/Criteria
				Potassium was detected all 7 CCBs between 135 and 164 ppb with a RL of 1000 ppb. Silver was detected in CCB6 (2.1 ug/L) with a RL of 5 ug/L. Vanadium was detected in CCB6 (1.3 ug/L) and CCB7 (-0.6 ug/L) with a RL of 10 ug/L. The contamination was less than ½ the RL; therefore no qualifications were made. Selenium was detected in CCB1 (3.8 ug/L), CCB4 (2.9 ug/L), and CCB5 (3.0 ug/L) with a RL of 5 ug/L. There were no detected results therefore no qualifications were made. Sodium was detected in CCBs 1 through 7 (EXCEPT 6) between -400 ug/L and –770 ug/L with a RL of 1000 ug/L. No qualifications were made since the LCG doesn't specifically address negative blank values.	
18. Was an Interelement Check Standard run at the beginning of the analytical sequence?	✓				LCG Table 7
19.Was the ICS recovery within 80 to 120% of true value for each element of interest?	✓				LCG Table 7 >120%=J; 50-79%=J/UJ; <50%=Pj/R
21. Was a method blank prepared and analyzed with each batch?	✓				LCG Table 7
22. Were target analytes <1/2 the MRL in the method blank?		✓		Manganese was detected at 0.71 ug/L with a RL of 10 ppb. Potassium was detected at 137 ug/L with a RL of 1000ppb. There were no qualifications made since the MB values were less than ½ the MRL.	LCG Table 7 <5x = B
23. Was a field blank collected and analyzed?	✓			FWGEQUIPRinse3-0558GW	
24. Were target analytes reported in the field blank analyses <1/2 the MRL?		✓		Barium was detected at 0.72 ug/L with a RL of 10 ug/L. Potassium was detected at 145 ug/L with a RL of 1000 ug/L. Antimony was detected at 0.23 ug/L with a RL of 1000 ug/L. The contamination was less than ½ MRL; therefore no qualifications were made.	<5x=B
25. Was a LCS prepared and analyzed with each batch?	✓				LCG Table 7
26. Were the LCS recoveries within limits specified in LCG Appendix C?	✓				LCG Appendix C >UL=J; 60%-LL= J/UJ; <60%=J/R
27. Was a MS prepared with each batch?	✓				LCG Table 7
28. Was the MS and Lab Duplicate parent sample a Ravenna sample?	✓			Sample FWGBKGmw-013c-0515-GF was the parent MS/MSD sample.	
29. Were the MS recoveries within 75-125%?	✓				LCG Table 7 >125% = J

Ravenna, OH Data Review Checklist

Project Number: 030240.0006.05 **SDG**: A7J110121 R0
Sample Event: October 2007 **Analysis**: SW846 6010B/6020
Data Reviewer/Date: Heather Medley/December 14, 2007

Review Questions:	Yes	No	N/A	Comments	Qual/Criteria
					30% - 75% = J/UJ <30% = J/R
30. Was the lab sample duplicate RPD ≤20%?		✓		The zinc lab duplicate RPD was 24%; above the control limit of 20%. All detected results were qualified estimated "J".	LCG Table 7 >20% = J
31. Was a Post Digestion Spike analyzed as needed? Were results within 75-125%?			✓		LCG Table 7 >125%=J; 30-75%=J/UJ; <30%=R
32. Was a serial dilution performed as needed?	✓				
33. Was the 4 fold dilution within ± 10% of the original result?		✓		Potassium serial dilution %D was 19%, above the control limit of 10%. All detected results were qualified "J" estimated.	LCG Table 7 >10%=J
34. Was a field duplicate analyzed? Were the RPDs ± 30%?		✓		FWGBKGmw-DUP1-0551-GF was the field duplicate of FWGBKGmw-012c-0514-GF. Nickel RPD was 200% and Aluminum RPD was 37.7%. The detected results were qualified estimated "J".	QAPP Table 3-2 >30% = J
35. Were sample concentrations within calibration range?	✓				
36. Were laboratory-generated Quality Control Exception Reports issued? If yes, summarize contents.		✓			
37. Were lab comments included in report? If yes, summarize contents.	✓				

References:

Louisville Chemistry Guidelines (LCG), USACE June 2002 version 5; Section I "Chemical Analysis Criteria" Table 7 and Attachment A "Data Validation Guidelines:

Final Quality Assurance Project Plan (QAPP) Addendum for the Facility-Wide Groundwater Monitoring Program Ravenna Army Ammunition Plant, Ravenna, OH, Portage Environmental September 2004

NELAC Quality Systems revision 16, July 12, 2002, Chapter 5 section 5.5.8.3.1.a.1 "temperatures just above freezing up to 6C shall be acceptable". This criterion has been used in the validation of acceptable temperatures.

Additional Comments:

Ravenna, OH Data Review Checklist

Project Number: 030240.0006.05
Sample Event: October 2007
Data Reviewer/Date: Heather Medley/ December 14, 2007

SDG: A7J110121 R0
Analysis: SW846 7470A

Review Questions:	Yes	No	N/A	Comments	Qual/Criteria
1. Did Chain-of-Custody information agree with laboratory report?	✓			COC#: 117223, 117216, 117228;	
2. Were samples preserved properly and received in good condition?	✓			14 Coolers were received between 1.4 and 6.0°C.	QAPP Table 4-2
3. Were holding times met?	✓			Samples collected 10/10/07, digested on 10/12/07, analyzed on 10/15/07.	QAPP Table 4-2 J/UJ/R
4. Were sample storage requirements met?	✓				QAPP Table 4-2
5. Were QAPP specified RLs achieved?	✓				QAPP Table 3.8
6. Were all QAPP-specified target analytes reported?	✓				QAPP Table 3-8
7. Did the initial calibration curve range include 5 standards and a blank?	✓				LCG Table 9 R
8. Was the correlation coefficient ≥ 0.995 for Hg?	✓				LCG Table 9 R<0.995=J/R
9. Was a MDL Level Verification performed once per quarter with all target analytes detected?	✓			9/7/07	LCG Table 9 R
10. Was a MRL Level Verification performed at the beginning of every daily analytical sequence with 70-130%?	✓				LCG Table 9 >130%=J; 70-65%=J/UJ; <65%=J/R
11. Was the ICV analyzed after the ICAL but before samples with recoveries between 80-120%?	✓				LCG Table 9 >120%=J; 80-75%=J/UJ; <75%=J/R
12. Was the ICB analyzed after the ICAL with results <1/2 the MRL?	✓				LCG Table 9 <5x = U
13. Were the CCVs analyzed every 10 samples and at the end of the analytical sequence?	✓				LCG Table 9
14. Were CCV results within 80 to 120%?	✓				LCG Table 9 >120%=J; 80-75%=J/UJ; <75%=J/R

Ravenna, OH Data Review Checklist

Project Number: 030240.0006.05
Sample Event: October 2007
Data Reviewer/Date: Heather Medley/ December 14, 2007

SDG: A7J110121 R0
Analysis: SW846 7470A

Review Questions:	Yes	No	N/A	Comments	Qual/Criteria
15. Were the CCBs analyzed every 10 samples and at the end of the analytical sequence? Were results <1/2 the MRL?		✓		Mercury was detected in CCB1 (-0.1 ug/L) and CCB3 (-0.1ug/L) with a RL of 0.2 ug/L. No qualifications were made since the LCG doesn't specifically address negative blank values.	LCG Table 9 <5x = U
16. Was a method blank prepared and analyzed with each batch?	✓				LCG Table 9
17. Were target analytes detected in the method blank <1/2 the MRL?	✓				LCG Table 9 <5x = B
18. Was a field blank collected and analyzed?	✓			FWGEQUIPRinse3-0558-GW	
19. Were target analytes reported in the field blank analyses at <1/2 the MRL?	✓				<5x=B
20. Was a LCS prepared and analyzed with each batch?	✓				LCG Table 9
21. Were the LCS recoveries within 80-120%?	✓				LCG Table 9 J>120%=J; 50-79%=J/UJ; <50%=R
22. Was a MS prepared with each batch?	✓				LCG Table 9
23. Was the MS and Lab Duplicate parent sample a Ravenna sample?	✓			Sample FWGBKGmw-013c-0515-GF was the parent MS/MSD sample.	
24. Were the MS recoveries within 80-120%?	✓				LCG Table 9 >125% = J 30% - 75% = J/UJ <30% = J/R
25. Was the Matrix Duplicate RPD ± 20%?	✓				LCG Table 9 >20% = J
26. Was a field duplicate analyzed? Were the RPDs ± 30%?	✓			FWGBKGmw-DUP1-0551-GF was the field duplicate of FWGBKGmw-012c-0514-GF.	QAPP Table 3-2
27. Were sample concentrations within calibration range?	✓				
28. Were laboratory-generated Quality Control Exception Reports issued? If yes, summarize contents.		✓			

Ravenna, OH Data Review Checklist

Project Number: 030240.0006.05
Sample Event: October 2007
Data Reviewer/Date: Heather Medley/ December 14, 2007

SDG: A7J110121 R0
Analysis: SW846 7470A

Review Questions:	Yes	No	N/A	Comments	Qual/Criteria
29. Were lab comments included in report? If yes, summarize contents.	X			Comments on the MS/MSD	

References:

Louisville Chemistry Guidelines (LCG), USACE June 2002 version 5; Section I "Chemical Analysis Criteria" Table 9 and Attachment A "Data Validation Guidelines:

Final Quality Assurance Project Plan (QAPP) Addendum for the Facility-Wide Groundwater Monitoring Program Ravenna Army Ammunition Plant, Ravenna, OH, Portage Environmental September 2004

NELAC Quality Systems revision 16, July 12, 2002, Chapter 5 section 5.5.8.3.1.a.1 "temperatures just above freezing up to 6C shall be acceptable". This criterion has been used in the validation of acceptable temperatures.

Additional Comments:

Ravenna, OH Data Review Checklist

Project Number: 030240.0006.05
Sample Event: October 2007
Data Reviewer/Date: Heather Medley/ December 14, 2007

SDG: A7J110121 R0
Analysis: SW846 9012

Review Questions:	Yes	No	N/A	Comments	QUAL/Criteria
1. Did Chain-of-Custody information agree with laboratory report?	✓			COC#: 117223, 117216, 117228;	
2. Were samples preserved properly and received in good condition?	✓			14 Coolers were received between 1.4 and 6.0°C.	QAPP Table 4-2
3. Were holding times met?	✓			Samples collected 10/10/07, and analyzed on 10/17/07 and 10/19/07	QAPP Table 4-2 J/UJ/R
4. Were sample storage requirements met?	✓				QAPP Table 4-2
5. Were QAPP specified PQLs achieved?	✓				QAPP Table 3-9
6. Were all QAPP-specified target analytes reported?	✓				QAPP Table 3-9
7. Does the initial calibration curve consist of at least 6 standards and one blank?	✓			10/17/07 and 10/19/07	LCG Table 10 R
8. Was the correlation coefficient R ≥ 0.995?	✓				LCG Table 10 R<0.995=-J/R
9. Were % RSDs ≤ 10% in all standards and ICV/CCVs?	✓				LCG Table 10 RSD%>10=J
10. Were a high and low standard distilled and compared to the undistilled standard? Were the results within ± 10%?	✓				LCG Table 10 R
11. Was an MDL Level Verification performed at least once per quarter with all target analytes detected?	✓			10/4/07	LCG Table 10 R
12. Was a MRL Level Verification performed at the beginning of every daily sequence? Were results within 70-130%?		✓		The 10/17/07 MRL recovered at 40%. Samples FWGWBGmw-009c-0550-GW, FWGDA2mw-DET1bR-0525-GW, FWGEQUIPRinse3-0558-GW, FWGWBGmw-006c-0548-GW, FWGBKGmw-DUP1-0551-GW, and FWGWBGmw-007c-0549-GW were affected. The sample results were qualified non-usable "R".	LCG Table 10 >130%=J; 65-70%=J/UJ; <65%=J/R
13. Was a second source verification (ICV) analyzed after the ICAL and all analytes 85-115%?	✓				LCG Table 10 >115%=J; 80-85%=J/UJ; <80%=J/R
14. Was the ICB analyzed after the ICV with results <1/2 the MRL?	✓				LCG Table 7 < 5x = U

Ravenna, OH Data Review Checklist

Project Number: 030240.0006.05
Sample Event: October 2007
Data Reviewer/Date: Heather Medley/ December 14, 2007

SDG: A7J110121 R0
Analysis: SW846 9012

Review Questions:	Yes	No	N/A	Comments	QUAL/Criteria
15. Was a CCV run at the beginning and end of the analytical sequence?	✓				LCG Table 10
16. Were the CCV results 80-120%?	✓				LCG Table 10 >120%=J; 75-80%=J/UJ; <75%=J/R
17. Was a method blank prepared and analyzed with each batch?	✓				
18. Were target analytes detected in the method blank >1/2 the MRL?	✓				LCG Table 10 <5x=B
19. Was a field blank collected and analyzed?	✓			FWGEQUIPRinse3-0558-GW	
20. Were target analytes in the field blank analyses <1/2 the MRL?	✓				<5x=B
21. Was a field duplicate analyzed? Were the RPDs ≤30%?	✓			FWGBKGmw-DUP1-0551-GW was the field duplicate of FWGBKGmw-012c-0514-GW.	QAPP Table 3-2 >30% = J
22. Was an LCS prepared and analyzed with each batch?	✓				LCG Table 10
23. Were the LCS recoveries 80-120%?	✓				LCG Table 10 >120%=J; 50-79%=J/UJ; <50%=R
24. Was a MS prepared once per every 10 samples?	✓				LCG Table 10
25. Was the MS parent sample a Ravenna sample?	✓			Sample FWGBKGmw-013c-0515-GW was the parent MS/MSD sample. Two other samples from SDGs A7J100103 and A7J110400 were also parent samples. Only FWGBKGmw-013c-0515-GW MS/MSD results were evaluated.	
26. Were MS recoveries 75-125%?	✓				QAPP Table 3-2 >120%=J; 30-74%=J/UJ; <30%=J/R
27. Were reported sample concentrations within calibration range?	✓				

Ravenna, OH Data Review Checklist

Project Number: 030240.0006.05
Sample Event: October 2007
Data Reviewer/Date: Heather Medley/ December 14, 2007

SDG: A7J110121 R0
Analysis: SW846 9012

Review Questions:	Yes	No	N/A	Comments	QUAL/Criteria
28. Were laboratory-generated Quality Control Exception Reports issued? If yes, summarize contents.		✓			
29. Were lab comments included in report? If yes, summarize contents.	✓				

References: Louisville Chemistry Guidelines (LCG), USACE June 2002 version 5; Section I "Chemical Analysis Criteria" Table 10 and Attachment A "Data Validation Guidelines:

Final Quality Assurance Project Plan (QAPP) Addendum for the Facility-Wide Groundwater Monitoring Program Ravenna Army Ammunition Plant, Ravenna, OH, Portage Environmental September 2004

NELAC Quality Systems revision 16, July 12, 2002, Chapter 5 section 5.5.8.3.1.a.1 "temperatures just above freezing up to 6C shall be acceptable". This criterion has been used in the validation of acceptable temperatures.

Additional Comments:

Ravenna, OH Data Review Checklist

Project Number: 030240.0006.05
Sample Event: October 2007
Data Reviewer/Date: Heather Medley/ December 14, 2007

SDG: A7J110121 Rev 0
Analysis: EPA 353.2

Review Questions:	Yes	No	N/A	Comments	Qual/Crtieria
1. Did Chain-of-Custody information agree with laboratory report?	✓			COC#: 117223, 117216, 117228;	
2. Were samples preserved properly and received in good condition?	✓			14 Coolers were received between 1.4 and 6.0°C.	QAPP Table 4-2
3. Were holding times met?	✓			Samples collected 10/10/07 and analyzed on 10/17/07 and 10/19/07.	QAPP Table 4-2 J/UJ/R
4. Were sample storage requirements met?	✓				QAPP Table 4-2
5. Were QAPP specified RLs achieved?	✓				QAPP Table 3-9
6. Were all QAPP-specified target analytes reported?	✓				QAPP Table 3-9
7. Was the Linear Calibration Range verified using 3 standards and 1 blank? Was the ICV within 10% of the initial values?	✓				Method EPA 353.2 Section 9.2.2 J
8. Was an Instrument Performance Check Solution (CCV) analyzed immediately following daily calibration, after every 10th sample, and at the end of the analytical sequence?	✓				Method EPA 353.2 Section 9.3.4
19. Was the CCV a mid-level standard from the initial calibration curve?	✓				Method EPA 353.2 Section 9.3.4
10. Were the CCVs 90-110%?	✓				Method EPA 353.2 Section 9.3.4 >110%=J; 85-90%=J/UJ; <85%=J/R
11. Was a method blank and a calibration blank prepared and analyzed with each batch?	✓				Method EPA 353.2 Section 9.3.1, 9.3.4
12. Were target analytes detected in the method blank or calibration blank >1/2 the MRL?		✓		ADR checked section;	LCG Attachment A Section 11 <5x = B
13. Was a field blank collected and analyzed?		✓			

Ravenna, OH Data Review Checklist

Project Number: 030240.0006.05
Sample Event: October 2007
Data Reviewer/Date: Heather Medley/ December 14, 2007

SDG: A7J110121 Rev 0
Analysis: EPA 353.2

Review Questions:	Yes	No	N/A	Comments	Qual/Crtieria
14. Were target analytes in the field blank analyses <1/2 the MRL?			✓	ADR checked section;	<5x=U
16. Was a field duplicate analyzed? Were the RPDs <30%?			✓		QAPP Table 3-2 >30% = J
17. Was an LCS prepared and analyzed with each batch? Was the LCS recovery within 90-110%?	✓				Method EPA 353.2 Section 9.3.3 >110%=J; 70-90%=J/UJ; <70%=R
18. Was a MS prepared with each batch?	✓				Method EPA 353.2 Section 9.4.1
19. Was the MS parent sample a Ravenna sample?		✓		The parent MS/MSD sample was from another client's sample.	
20. Were MS/MSD recoveries and RPD within lab in-house limits?			✓		Method EPA 353.2 Section 9.4.2 >UL%=J; 30-LL%=J/UJ; <50%=J/R
21. Were sample concentrations within calibration range?	✓			After dilutions	
22. Were laboratory-generated Quality Control Exception Reports issued? If yes, summarize contents.		✓			
23. Were lab comments included in report? If yes, summarize contents.		✓			

References: Louisville Chemistry Guidelines (LCG), USACE June 2002 version 5

Final Quality Assurance Project Plan (QAPP) Addendum for the Facility-Wide Groundwater Monitoring Program Ravenna Army Ammunition Plant, Ravenna, OH, Portage Environmental September 2004

EPA Method 353.2 "Determination of Nitrate-Nitrite Nitrogen by Automated Colorimetry", August 1993, rev 2.0

NELAC Quality Systems revision 16, July 12, 2002, Chapter 5 section 5.5.8.3.1.a.1 "temperatures just above freezing up to 6C shall be acceptable". This criterion has been used in the validation of acceptable temperatures.

Additional Comments:

Ravenna, OH Data Review Checklist

Project Number: 030240.0006.05
Sample Event: October 2007
Data Reviewer/Date: Heather Medley/ December 14, 2007

SDG: A7J110121 Rev 0
Analysis: EPA 353.2- Nitrocellulose

Review Questions:	Yes	No	N/A	Comments	Qualifier
1. Did Chain-of-Custody information agree with laboratory report?	✓			COC#: 117223, 117216, 117228;	
2. Were samples preserved properly and received in good condition?	✓			14 Coolers were received between 1.4 and 6.0°C.	QAPP Table 4-2
3. Were holding times met?	✓			Samples collected 10/10/07, extracted 10/30, hydrolyzed 11/1, and analyzed on 11/1/07	QAPP Table 4-2 J/UJ/R
4. Were sample storage requirements met?	✓				QAPP Table 4-2
5. Were QAPP specified RLs achieved?	✓				QAPP Table 3.7
6. Were all QAPP-specified target analytes reported?	✓				QAPP Table 3.7
7. Was Acetone used to extract the samples? Was the Acetone evaporated using Nitrogen?	✓				STL SOP Sections 11.4
8. Does the initial calibration curve consist of 5 concentration levels with the low standard near but > MDL?	✓			Instrument FS4; ICAL 11/1/07 Stds- 0, 0.05, 0.2, 0.4, 1, 2	STL SOP Section 10.2 R
9. Was the correlation coefficient >0.995?	✓				STL SOP Section 10.2
10. Was a MRL Level Verification run at the beginning and end of every daily sequence or every 12 hours? Was the %D <30%?	✓			11/1/07 @ 1844, 1914, and 1934	LCG Table 5 >30%=J
11. Was a second source verification (ICV) analyzed after the ICAL? Were all analytes 90-110%?	✓			11/1/07 @ 1842	STL SOP Section 9.8, 10.3, LCG >110%=J; 90-85%=J/UJ; <85%=J/R
12. Was the ICB analyzed after the ICV with results <1/2 the MRL?	✓				STL SOP Section 9.8, LCG < 5x = U
13. Was a CCV run every 10 samples and at the end of the analytical run?	✓			11/1/07 @ 1916, 1936	STL SOP Section 10.4
14. Was the ICV and CCV a mid-level standard from the initial calibration curve?	✓				STL SOP Section 10.3.1

Ravenna, OH Data Review Checklist

Project Number: 030240.0006.05
Sample Event: October 2007
Data Reviewer/Date: Heather Medley/ December 14, 2007

SDG: A7J110121 Rev 0
Analysis: EPA 353.2- Nitrocellulose

Review Questions:	Yes	No	N/A	Comments	Qualifier
15. Were all CCV calibration analytes within 90-110%?	✓				STL SOP Section 10.4, LCG >110%=J; 85-90%=J/UJ; <85%=J/R
16. Was the ICB analyzed after the ICV with results <1/2 the MRL?	✓				STL SOP Section 10.4, LCG < 5x = U
17. Was the Nitrocellulose assay available and/or analyzed to be within 10%?	✓				STL SOP Section 7.14.1 R
18. Was a method blank prepared and analyzed with each batch?	✓				
19. Were target analytes reported in the method blank <1/2 the MRL?	✓			ADR checked section;	STL SOP Section 9.4, LCG <5x=B
20. Was a field blank collected and analyzed?	✓			FWGEQUIPRinse3-0558-GW	
21. Were target analytes reported in the field blank analyses <1/2 the MRL?	✓				<5x=B
22. Was a field duplicate analyzed? Were the RPDs ≤30%?	✓			FWGBKGmw-DUP1-0551-GW was the field duplicate of FWGBKGmw-012c-0514-GW.	QAPP Table 3-2 RPD > 30% = J
23. Was an LCS prepared and analyzed with each batch? Was the LCS recovery within lab's in-house limits% (37-155%)?	✓				>UL%=J; 50-LL%=J/UJ; <50%=J/R
24. Was a MS/MSD pair prepared with each batch?	✓				
25. Was the MS/MSD parent sample a Ravenna sample?	✓			Sample FWGBKGmw-013c-0515-GW was the parent MS/MSD sample	
26. Were MS/MSD recoveries 40-140% and RPD ≤20?		✓		MS/MSD RPD was 39%. All associated results were qualified estimated "J" for detected results and "UJ" for non-detected results.	QAPP Table 3-2 Method EPA 353.2 Section 9.4.2 >UL%=J; 30-LL%=J/UJ; <30%=J/R

Ravenna, OH Data Review Checklist

Project Number: 030240.0006.05
Sample Event: October 2007
Data Reviewer/Date: Heather Medley/ December 14, 2007

SDG: A7J110121 Rev 0
Analysis: EPA 353.2- Nitrocellulose

Review Questions:	Yes	No	N/A	Comments	Qualifier
27. Were sample concentrations within calibration range?	✓				
28. Were laboratory-generated Quality Control Exception Reports issued? If yes, summarize contents.		✓			
30. Were lab comments included in report? If yes, summarize contents.	✓				

References: *STL SOP SAC-WC-0050 "Preparation and Analysis of Nitrocellulose in Aqueous and Soil/Sediment Samples by Colorimetric Autoanalyzer", Jan 2007, rev. 2.0*

Louisville Chemistry Guidelines (LCG), USACE June 2002 version 5

Final Quality Assurance Project Plan (QAPP) Addendum for the Facility-Wide Groundwater Monitoring Program Ravenna Army Ammunition Plant, Ravenna, OH, Portage Environmental September 2004

NELAC Quality Systems revision 16, July 12, 2002, Chapter 5 section 5.5.8.3.1.a.1 "temperatures just above freezing up to 6C shall be acceptable". This criterion has been used in the validation of acceptable temperatures.

Additional Comments:

Ravenna, OH Data Review Checklist

Project Number: 030240.0006.05
Sample Event: October 2007
Data Reviewer/Date: Heather Medley/December 14, 2007

SDG: A7J110121 R0
Analysis: SW846 8330

Review Questions:	Yes	No	N/A	Comments	Qual/Criteria
1. Did Chain-of-Custody information agree with laboratory report?	✓			COC#: 117223, 117216, 117228;	
2. Were samples preserved properly and received in good condition?	✓			14 Coolers were received between 1.4 and 6.0°C.	QAPP Table 4-2
3. Were holding times met?	✓			Samples collected 10/10/07, extracted on 10/16/07, and analyzed on 11/1 and 11/2/07	QAPP Table 4-2 J/UJ/R
4. Were sample storage requirements met?	✓				QAPP Table 4-2
5. Were QAPP specified PQLs achieved?		✓			QAPP Table 3-7
6. Were all QAPP-specified target analytes reported?	✓				QAPP Table 3-7
7. Was a MDL Level Verification analyzed once per quarter with all target analytes detected?			✓	LC10 – MDL verification check data was not provided. No qualifications were made since an evaluation could not be completed. LC9 - MDL verification check data was not provided. No qualifications were made since an evaluation could not be completed.	LCG Table 5 R
8. Was a MRL Level Verification run at the beginning and end of every daily sequence or every 12 hours? Was the %D <30%?		✓		LC9 – 11/2 @ 1744 and 11/3/07 @ 0517; 4-Nitrotoluene appears to not have been spiked into MRL checks; No qualifications were made since an evaluation could not be completed. 1744 MRL check had 1,3,5-TNT %D at 33%. Sample FWGEQUIPRinse3-0558-GW was affected. There were no detected results; therefore no qualifications made. LC10 – 11/1/07 @ 1459, 2349, 11/2/07 @ 0934, and 1647	LCG Table 5 >30%=J
9. Did the initial calibration curve consist of 5 concentration levels?	✓			LC9 – ICAL 10/10/07 LC10 - ICAL 10/20/07	LCG Table 5 R
10. Were all target analytes %RSD ≤ 20%? OR was the average RSD ≤ 20%?	✓				LCG Table 5 >20% RSD=J/R
11. If a linear regression curve was used, was the correlation coefficient $r^2 \geq 0.99$?	✓				LCG Table 5 R<0.99=-J/R
12. Was a second source verification (ICV) analyzed after the ICAL and all analytes 85-115%	✓			LC9 – 10/11/07 @ 0057 LC10 – 10/21/07 @ 0045	LCG Table 5 >115%=J 80-85%=J/UJ; <80%=J/R
13. Was a CCV run daily?	✓			LC9 – 11/2 @ 1641 and 11/3/07 @ 0414; 4-Nitrotoluene appears to not have been spiked into CCVs; No qualifications were made since an evaluation could not be completed. LC10 – 11/1/07 @ 1406, 2256, 11/2/07 @ 0841, and 1554	LCG Table 5
14. Were all target analytes %D ≤ 15% or average %D ≤ 15% with no individual result >	✓				LCG Table 5 D>30% (neg) = J/R

Ravenna, OH Data Review Checklist

Project Number: 030240.0006.05
Sample Event: October 2007
Data Reviewer/Date: Heather Medley/December 14, 2007

SDG: A7J110121 R0
Analysis: SW846 8330

Review Questions:	Yes	No	N/A	Comments	Qual/Criteria
30%?					D>30% (pos) = J
15. Was a method blank prepared and analyzed with each batch?	✓				LCG Table 5
16. Were target analytes in the method blank <1/2 the MRL?	✓				LCG Table 5 <5x = B
17. Was a field blank (equipment) collected and analyzed?	✓			FWGEQUIPRinse3-0558-GW	
18. Were target analytes in the field blank analyses (equipment) <1/2 MRL?	✓				<5x = B
19. Was a LCS prepared and analyzed with each batch?	✓				LCG Table 5
20. Were the LCS recoveries within limits specified in LCG Appendix C?	✓				LCG Appendix C >UL=J; <LL=J/UJ; <30%=J/R
21. Was a MS/MSD pair prepared with each batch?	✓				LCG Table 5
22. Was the MS/MSD parent sample a Ravenna sample?	✓			Sample FWGBKGmw-013c-0515-GW was the parent MS/MSD sample	
23. Were MS/MSD recoveries 40-140% and RPD ≤20%?	✓				QAPP Table 3-2; Pj
24. Were surrogate recoveries within acceptance criteria of 50-150%?	✓				LCG Table 5 >150%=J; 10-50%=J/UJ; <10%= J/R
25. Were all positive results confirmed with a second column confirmation? Was the RPD% within ± 40%?	✓				LCG Table 5 RPD>40%=J
26. Was a field duplicate analyzed? Were the RPDs ≤30%?	✓			FWGBKGmw-DUP1-0551-GW was the field duplicate of FWGBKGmw-012c-0514-GW.	QAPP Table 3-2 RPD >30=J
27. Were reported sample concentrations within calibration range?	✓				
28. Were laboratory-generated Quality Control Exception Reports issued? If yes, summarize contents.		✓			

Ravenna, OH Data Review Checklist

Project Number: 030240.0006.05
Sample Event: October 2007
Data Reviewer/Date: Heather Medley/December 14, 2007

SDG: A7J110121 R0
Analysis: SW846 8330

Review Questions:	Yes	No	N/A	Comments	Qual/Criteria
29. Were lab comments included in report? If yes, summarize contents.	✓			Comments in case narrative on	

References:

Louisville Chemistry Guidelines (LCG), USACE June 2002 version 5; Section I "Chemical Analysis Criteria" Table 5 and Attachment A "Data Validation Guidelines.

Final Quality Assurance Project Plan (QAPP) Addendum for the Facility-Wide Groundwater Monitoring Program Ravenna Army Ammunition Plant, Ravenna, OH, Portage Environmental September 2004

STL SOP SAC-LC-0009 Rev. 2.0- Determination of Nitroaromatic, Nitramines, and Specialty Explosives Based on Method 8330, SW-846.

Additional Comments:

Ravenna, OH Data Review Checklist

Project Number: 030240.0006.05
Sample Event: October 2007
Data Reviewer/Date: Heather Medley/December 14, 2007

SDG: A7J110121 R0
Analysis: SW846 8330 Nitroguanidine

Review Questions:	Yes	No	N/A	Comments	QUAL/Criteria
1. Did Chain-of-Custody information agree with laboratory report?	✓			COC#: 117223, 117216, 117228;	
2. Were samples preserved properly and received in good condition?	✓			14 Coolers were received between 1.4 and 6.0°C.	QAPP Table 4-2
3. Were holding times met?		✓		Samples collected 10/10/07, extracted on 10/30/07, and analyzed on 10/31/07 and 11/3/07. The samples were extracted 6 days past hold time. All results were qualified estimated "UJ".	QAPP Table 4-2 J/UJ/R
4. Were sample storage requirements met?	✓				QAPP Table 4-2
5. Were QAPP specified PQLs achieved?	✓				QAPP Tale 3-7
6. Were all QAPP-specified target analytes reported?	✓				QAPP Table 3-7
7. Was a MDL Level Verification analyzed once per quarter with all target analytes detected?	✓			10/10/07 @ 2204 11/3/07 @ 1943	LCG Table 5 R
8. Was a MRL Level verification run at the beginning and end of every daily sequence or every 12 hours? Was the %D < 30%?	✓			10/31/07 @ 1832 and 2200 11/3/07 @ 2046 and 11/4/07 @ 0013	LCG Table 5 >30%=J
9. Does the initial calibration curve consist of 5 concentration levels? (6 stds for quadratic curves)	✓			Instrument: Varian Star 1, ICAL 10/10/07 and 11/3/07 Stds: 20, 50, 100, 200, 500, 1000	STL SOP Section 10.2, LCG R
10. Were all target analytes %RSD ≤ 20%? OR was the average RSD ≤ 20%?	✓				LCG Table 5 >20% RSD=J/R
11. If a linear regression curve was used, was the correlation coefficient r≥0.995? (0.990 for Quadratic curve)	✓				STL SOP Section 10.4, LCG R<0.99=-J/R
12. Was a second source verification (ICV) analyzed after the ICAL and all analytes 85-115%?	✓			10/10/07 @ 2143 11/3/07 @ 1923	STL SOP Section 9.9 >115%=J; 80-85%=J/UJ; <80%=J/R
13. Was a CCV run at least every 10 samples and at the end of the analytical run?	✓			10/31/07 @ 1811, 2139 11/3/07 @ 2025 and 2353	STL SOP Section 10.9
14. Was the average %D (difference or drift) for all target analytes < 15%?	✓				LCG Table 5 D>30% (neg) = J/R

Ravenna, OH Data Review Checklist

Project Number: 030240.0006.05
Sample Event: October 2007
Data Reviewer/Date: Heather Medley/December 14, 2007

SDG: A7J110121 R0
Analysis: SW846 8330 Nitroguanidine

Review Questions:	Yes	No	N/A	Comments	QUAL/Criteria
					D>30% (pos) = J
15. Was a method blank prepared and analyzed with each batch?	✓				LCG Attachment A Section 5.6
16. Were target analytes reported in the method blank <1/2 the MRL?	✓				LCG Table 5 <5x = B
17. Was a field blank collected and analyzed?	✓			FWGEQUIPRinse3-0558-GW	
18. Were target analytes reported in the field blank analyses < ½ the MRL?	✓				<5x=B
19. Was a field duplicate analyzed? Were the RPDs ≤30%?	✓			FWGBKGmw-DUP1-0551-GW was the field duplicate of FWGBKGmw-012c-0514-GW.	QAPP Table 3-2 RPD >30=J
20. Were all positive results confirmed with a second column confirmation? Was the RPD ≤ 40%?			✓		LCG Table 5 RPD>40%=J
21. Was an LCS prepared and analyzed with each batch?	✓				STL SOP Section 9.6
22. Were the LCS recoveries within limits specified in LCG Appendix C?	✓				LCG Appendix C <UL=J; 30-LL=J/UJ; <30%=J/R
23. Was a MS/MSD pair prepared with each batch?	✓				STL SOP Section 9.7
24. Was the MS/MSD parent sample a Ravenna sample?	✓			Sample FWGBKGmw-013c-0515-GW was the parent MS/MSD sample	
25. Were MS/MSD recoveries 40-140% and RPD ≤20%?	✓				QAPP Table 3-2 Pj
27. Were reported sample concentrations within calibration range?	✓				
28. Were laboratory-generated Quality Control Exception Reports issued? If yes, summarize contents.		✓			
29. Were lab comments included in report? If yes, summarize contents.		✓			

Ravenna, OH Data Review Checklist

Project Number: 030240.0006.05
Sample Event: October 2007
Data Reviewer/Date: Heather Medley/December 14, 2007

SDG: A7J110121 R0
Analysis: SW846 8330 Nitroguanidine

References: Louisville Chemistry Guidelines (LCG), USACE June 2002 version 5; Section I "Chemical Analysis Criteria" Table 5 and Attachment A "Data Validation Guidelines.

Final Quality Assurance Project Plan (QAPP) Addendum for the Facility-Wide Groundwater Monitoring Program Ravenna Army Ammunition Plant, Ravenna, OH, Portage Environmental September 2004

STL SOP SAC-LC-0010 "Determination of Nitroguanidine Based on Method 8330, SW-846" April 2007, revision 2.0

NELAC Quality Systems revision 16, July 12, 2002, Chapter 5 section 5.5.8.3.1.a.1 "temperatures just above freezing up to 6C shall be acceptable". This criterion has been used in the validation of acceptable temperatures.

Additional Comments:

Ravenna, OH Data Review Checklist

Project Number: 030240.0006.05
Sample Event: October 2007
Data Reviewer/Date: Heather Medley/December 14, 2007

SDG: A7J110121 R0
Analysis: SW846 6860
Perchlorate

Review Questions:	Yes	No	N/A	Comments	Qual/Criteria
1. Did Chain-of-Custody information agree with laboratory report?	✓			COC#: 117223, 117216, 117228;	
2. Were samples preserved properly and received in good condition?	✓			14 Coolers were received between 1.4 and 6.0°C.	
3. Were holding times met (28 days)?	✓			Samples collected 10/10/07, extracted 10/2507, and analyzed on 10/26/07	UJ/J/R
4. Were sample storage requirements met?	✓				
5. Was the DOD specified PQLs of 0.2 ug/L achieved?	✓				
6. Were all QAPP-specified target analytes reported?	✓				
7. Was the LC/MS/MS system mass calibration checked?	✓				R
8. Were the masses within 0.3 amu of ions 99, 101, and 107?	✓				R
9. Was the instrument tuned daily?	✓				
10. Was the tune within criteria? (per laboratory SOP)	✓				R
11. Did the initial calibration curve consist of 5 concentration levels?	✓			9/25/07 Stds (ng/L): 20, 50, 100, 200, 500, 1000	R
12. Was was the correlation coefficient r≥0.995?	✓				R<0.995 =-J/R
13. Was a second source verification (SSCV) analyzed after the ICAL? Were results 90-110%?		✓		9/25/07 @ 1419; the recovery was 114%. All detected results were qualified estimated "J".	LCG Table 1 >120%=J; 60-80%=J/UJ; <60%=J/R
14. Was an ICV analyzed after the ICAL and daily before sample analysis?	✓			10/25/07 @ 2132	R
15. Was the %Difference ≤ 15%?	✓				R
16. Was a CCV analyzed after every 10 samples?	✓			10/26/07 @ 0350, 0937	
17. Was the %Difference ≤ 15%?	✓				%D > 15% = UJ/J
18. Was a Limit of Detection Verification (LODV) analyzed before and after every batch?	✓			10/25/07 @ 2204, 10/26/07 @ 0422, 1008	

Ravenna, OH Data Review Checklist

Project Number: 030240.0006.05
Sample Event: October 2007
Data Reviewer/Date: Heather Medley/December 14, 2007

SDG: A7J110121 R0
Analysis: SW846 6860
Perchlorate

Review Questions:	Yes	No	N/A	Comments	Qual/Criteria
19. Was the LODV recovery within 70-130%?	✓				>130%=J; 70-60%=J/UJ; <60%=J/R
20. Was an Interference Check Sample extracted and analyzed with every batch?	✓			10/25/07 @ 2338	
21.Was the ICS recovery within 70 to 130%?	✓				>120%=J; 50-79%=J/UJ; <50%=Pj/R
22. Was a method blank prepared and analyzed with each batch?	✓				
23. Were target analytes detected in the method blank at >1/2 the MRL?		✓			<5X =B
24. Was a field blank (equipment) collected and analyzed?	✓			FWGEQUIPRinse3-0558-GW	
25. Were target analytes detected in the field blank analyses >1/2 the MRL?		✓			<5X =B
26. Was a LCS prepared and analyzed with each batch?	✓				
27. Were the LCS recoveries within 85-115%?	✓				>115%=J; 50%-85%=J/UJ; <50%=J/R
28. Was a MS/MSD prepared with each batch?	✓				
29. Was the MS/MSD parent sample a Ravenna sample?	✓			Sample FWGBKGmw-013c-0515-GW was the parent MS/MSD sample	
30. Were MS/MSD recoveries 75-125% and RPD values ≤20%?					>125% = J 30% - 75% = J/UJ <30% = J/R
31. Was a Laboratory Reagent Blank (LRB) analyzed prior to calibration and after high concentration samples?	✓			9/25/07 @ 1028 and 1350 10/25/07 @ 2101 and 10/26/07 @ 0905	
32. Were target analytes detected in the LRB at >1/2 the MRL?	✓				<5X =B
33. Was a MRL Verification run with every ICAL?	✓			9/25/07 @ 1448	

Ravenna, OH Data Review Checklist

Project Number: 030240.0006.05
Sample Event: October 2007
Data Reviewer/Date: Heather Medley/December 14, 2007

SDG: A7J110121 R0
Analysis: SW846 6860
Perchlorate

Review Questions:	Yes	No	N/A	Comments	Qual/Criteria
34. Were the MRL recoveries 70-130%?	✓				R
35. Were the internal standards added to every sample?	✓				
36. Were the retention times for all IS compounds within 0.98 and 1.02 seconds from the RT of the mid-point standard in the ICAL?	✓				R
37. Did the IS recover within 50% to150% of the ICAL mid-point standard?	✓				R
38. Was a field duplicate analyzed? Were the RPDs within ±30%?	✓			FWGBKGmw-DUP1-0551-GW was the field duplicate of FWGBKGmw-012c-0514-GW.	RPD >30=J
39. Was the Isotope ratio between 99/101 and 83/85 monitored and fell between 2.3 and 3.08?	✓				J/UJ
40. Were reported sample concentrations within calibration range?	✓				
41. Were laboratory-generated Quality Control Exception Reports issued? If yes, summarize contents.		✓			
42. Were lab comments included in report? If yes, summarize contents.	✓			Comments in case narrative on the	

References:

DOD Perchlorate Handbook, March 2006; Section G "Selecting Analytical Methods and Services"

Additional Comments:

Sample Qualification Report with Reason Codes (All Results sorted by Client Sample ID)

Client Sample ID : FWGBKGmw-012C-0514-GF **Lab Report Batch :** A7J110121 **Lab ID :** STLCAN

Sample Date : 10/10/2007 **Analysis Type: RES** **Sample Matrix :** AQ

Lab Sample ID: A7J110121012

Reviewed By / Date : Heather Medley 12/14/07 **Approved By / Date :**

Analyte Name	Result	Uncertainty / Error	Result Units	Lab Qual	Rep Res	Overall Qual*	Temp	HT	MB	LCS	MS	Lab Dup	Surr	Rep Limit	Moist Tot/Dis	Field QC	Tune	IC	ICV	CV / CCV	Reason Codes
Analysis Method : 6860						**Dilution: 1**															
Perchlorate	0.10		ug/L	U	YES																

* Overall result qualifier reflects summation of qualifiers added during automated data review and any qualifiers added manually for categories not assessed by automated data review

Sample Qualification Report with Reason Codes (All Results sorted by Client Sample ID)

Client Sample ID : FWGBKGmw-012C-0514-GF **Lab Report Batch :** A7J110121 **Lab ID :** STLCAN

Sample Date : 10/10/2007 **Analysis Type: RES/TOT** **Sample Matrix :** AQ

Lab Sample ID: A7J110121012

Reviewed By / Date : Deanna Melley 12/14/07 **Approved By / Date :**

Analyte Name	Result	Uncertainty / Error	Result Units	Lab Qual	Rep Res	Overall Qual*	Temp	HT	MB	LCS	MS	Lab Dup	Surr	Rep Limit	Moist Tot/Dis	Field QC	Tune	IC	ICV	CV / CCV	Reason Codes
Analysis Method : 6010B						**Dilution: 1**															
Arsenic	5.0		ug/L	U	YES																
Barium	245		ug/L		YES																
Calcium	26900		ug/L		YES																
Chromium	5.0		ug/L	U	YES																
Cobalt	5.0		ug/L	U	YES																
Copper	5.0		ug/L	U	YES																
Lead	3.0		ug/L	U	YES																
Magnesium	9320		ug/L		YES																
Manganese	37.0		ug/L	J	YES																
Nickel	3.3		ug/L	B	YES	J								J							L
Potassium	4050		ug/L	J	YES	J															Pj
Selenium	5.0		ug/L	U	YES																
Silver	5.0		ug/L	U	YES	R															Pj-
Sodium	45300		ug/L		YES																
Vanadium	10.0		ug/L	U	YES																
Analysis Method : 6020						**Dilution: 1**															
Aluminum	27.2		ug/L	B	YES	J								J							L, Pj
Antimony	2.0		ug/L	U	YES																
Beryllium	1.0		ug/L	U	YES																
Cadmium	0.50		ug/L	U	YES																
Iron	142		ug/L		YES																
Thallium	1.0		ug/L	U	YES																
Zinc	7.5		ug/L	B	YES	J						J		J							L, Z
Analysis Method : 7470A						**Dilution: 1**															
Mercury	0.20		ug/L	U	YES																

* Overall result qualifier reflects summation of qualifiers added during automated data review and any qualifiers added manually for categories not assessed by automated data review

Sample Qualification Report with Reason Codes (All Results sorted by Client Sample ID)

Client Sample ID : FWGBKGmw-012C-0514-GW **Lab Report Batch :** A7J110121 **Lab ID :** STLCAN

Sample Date : 10/10/2007 **Analysis Type: DL** **Sample Matrix :** AQ

Lab Sample ID: A7J110121011

Reviewed By / Date : Heather Kelley 12/14/07 **Approved By / Date :**

Analyte Name	Result	Uncertainty / Error	Result Units	Lab Qual	Rep Res	Overall Qual*	Temp	HT	MB	LCS	MS	Lab Dup	Surr	Rep Limit	Moist Tot/Dis	Field QC	Tune	IC	ICV	CV / CCV	Reason Codes
Analysis Method : 8330						**Dilution: 0.99**															
1,3,5-Trinitrobenzene	0.099		ug/L	U	YES																
1,3-Dinitrobenzene	0.099		ug/L	U	YES																
2,4,6-TNT	0.099		ug/L	U	YES																
2,4-Dinitrotoluene	0.099		ug/L	U	YES																
2,6-Dinitrotoluene	0.099		ug/L	U	YES																
2-Amino-4,6-dinitrotoluene	0.099		ug/L	U	YES																
2-Nitrotoluene	0.50		ug/L	U	YES																
3-Nitrotoluene	0.50		ug/L	U	YES																
4-Amino-2,6-Dinitrotoluene	0.099		ug/L	U	YES																
4-Nitrotoluene	0.50		ug/L	U	YES																
HMX	0.099		ug/L	U	YES																
Nitrobenzene	0.099		ug/L	U	YES																
NITROGLYCERINE	0.64		ug/L	U	YES																
Pentaerythritol Tetranitrate (PETN)	0.64		ug/L	U	YES																
RDX	0.099		ug/L	U	YES																
TETRYL	0.099		ug/L	U	YES																

* Overall result qualifier reflects summation of qualifiers added during automated data review and any qualifiers added manually for categories not assessed by automated data review

Sample Qualification Report with Reason Codes (All Results sorted by Client Sample ID)

Client Sample ID : FWGBKGmw-012C-0514-GW **Lab Report Batch :** A7J110121 **Lab ID :** STLCAN

Sample Date : 10/10/2007 **Analysis Type: RES** **Sample Matrix :** AQ

Lab Sample ID: A7J110121011

Reviewed By / Date : Heather Nelley 12/14/07 **Approved By / Date :**

Analyte Name	Result	Uncertainty / Error	Result Units	Lab Qual	Rep Res	Overall Qual*	Temp	HT	MB	LCS	MS	Lab Dup	Surr	Rep Limit	Moist Tot/Dis	Field QC	Tune	IC	ICV	CV / CCV	Reason Codes
Analysis Method : 353.2 Modified						**Dilution: 1**															
Nitrocellulose	0.50		mg/L	U	YES	UJ					UJ										I
Analysis Method : 8081A						**Dilution: 1**															
4,4'-DDD	0.030		ug/L	U	YES	UJ							UJ								Pj-,G-
4,4'-DDE	0.030		ug/L	U	YES	UJ							UJ								G-
4,4'-DDT	0.030		ug/L	U	YES	UJ							UJ								G-
Aldrin	0.030		ug/L	U	YES	UJ							UJ								G-
alpha-BHC	0.030		ug/L	U	YES	UJ							UJ								G-
alpha-Chordane	0.030		ug/L	U	YES	UJ							UJ								G-
beta-BHC	0.026		ug/L	J	YES	J							J	J							L, B, G
delta-BHC	0.030		ug/L	U	YES	UJ							UJ								G-
Dieldrin	0.030		ug/L	U	YES	UJ							UJ								G-
Endosulfan I	0.025		ug/L	U	YES	UJ				UJ			UJ								G-,J-
Endosulfan II	0.025		ug/L	U	YES	UJ							UJ								G-
Endosulfan sulfate	0.030		ug/L	U	YES	UJ							UJ								G-
Endrin	0.030		ug/L	U	YES	UJ							UJ								G-
Endrin aldehyde	0.030		ug/L	U	YES	UJ							UJ								G-
Endrin ketone	0.030		ug/L	U	YES	UJ							UJ								G-
gamma-BHC	0.030		ug/L	U	YES	UJ							UJ								G-
gamma-Chlordane	0.030		ug/L	U	YES	UJ							UJ								G-
Heptachlor	0.030		ug/L	U	YES	UJ							UJ								G-
Heptachlor epoxide	0.030		ug/L	U	YES	UJ							UJ								G-
Methoxychlor	0.10		ug/L	U	YES	UJ							UJ								Pj-,G-
Toxaphene	2.0		ug/L	U	YES	UJ							UJ								G-
Analysis Method : 8082						**Dilution: 1**															
Aroclor 1016	0.50		ug/L	U	YES	UJ							UJ								G-
Aroclor 1221	0.50		ug/L	U	YES	UJ							UJ								G-
Aroclor 1232	0.50		ug/L	U	YES	UJ							UJ								G-
Aroclor 1242	0.50		ug/L	U	YES	UJ							UJ								G-
Aroclor 1248	0.50		ug/L	U	YES	UJ							UJ								G-
Aroclor 1254	0.50		ug/L	U	YES	UJ							UJ								G-
Aroclor 1260	0.50		ug/L	U	YES	UJ							UJ								G-
Analysis Method : 8260B						**Dilution: 1**															

* Overall result qualifier reflects summation of qualifiers added during automated data review and any qualifiers added manually for categories not assessed by automated data review

Sample Qualification Report with Reason Codes (All Results sorted by Client Sample ID)

Client Sample ID : FWGBKGmw-012C-0514-GW **Lab Report Batch :** A7J110121 **Lab ID :** STLCAN

Sample Date : 10/10/2007 **Analysis Type: RES** **Sample Matrix :** AQ

Lab Sample ID: A7J110121011

Reviewed By / Date : Heather Hadley 12/14/07 **Approved By / Date :**

Analyte Name	Result	Uncertainty / Error	Result Units	Lab Qual	Rep Res	Overall Qual*	Temp	HT	MB	LCS	MS	Lab Dup	Surr	Rep Limit	Moist Tot/Dis	Field QC	Tune	IC	ICV	CV / CCV	Reason Codes
Analysis Method : 8260B						**Dilution: 1**															
1,1,1-Trichloroethane	1.0		ug/L	U	YES																
1,1,2,2-Tetrachloroethane	1.0		ug/L	U	YES																
1,1,2-Trichloroethane	1.0		ug/L	U	YES																
1,1-Dichloroethane	1.0		ug/L	U	YES																
1,1-Dichloroethene	1.0		ug/L	U	YES																
1,2-Dibromoethane	1.0		ug/L	U	YES																
1,2-Dichloroethane	1.0		ug/L	U	YES																
1,2-Dichloroethene (total)	1.0		ug/L	U	YES																
1,2-Dichloropropane	1.0		ug/L	U	YES																
2-Butanone	10		ug/L	U	YES																
2-Hexanone	10		ug/L	U	YES																
4-Methyl-2-pentanone	10		ug/L	U	YES																
Acetone	10		ug/L	U	YES																
Benzene	1.0		ug/L	U	YES																
Bromochloromethane	1.0		ug/L	U	YES																
Bromodichloromethane	1.0		ug/L	U	YES																
Bromoform	1.0		ug/L	U	YES																
Bromomethane	1.0		ug/L	U	YES																
Carbon disulfide	1.0		ug/L	U	YES																
Carbon tetrachloride	1.0		ug/L	U	YES																
Chlorobenzene	1.0		ug/L	U	YES																
Chloroethane	1.0		ug/L	U	YES																
Chloroform	1.0		ug/L	U	YES																
Chloromethane	1.0		ug/L	U	YES																
cis-1,2-Dichloroethene	1.0		ug/L	U	YES																
cis-1,3-Dichloropropene	1.0		ug/L	U	YES																
Dibromochloromethane	1.0		ug/L	U	YES																
Ethylbenzene	1.0		ug/L	U	YES																
M&P-XYLENES	2.0		ug/L	U	YES																
Methylene chloride	2.0		ug/L	U	YES																
o-Xylene	1.0		ug/L	U	YES																

* Overall result qualifier reflects summation of qualifiers added during automated data review and any qualifiers added manually for categories not assessed by automated data review

Sample Qualification Report with Reason Codes (All Results sorted by Client Sample ID)

Client Sample ID : FWGBKGmw-012C-0514-GW **Lab Report Batch :** A7J110121 **Lab ID :** STLCAN

Sample Date : 10/10/2007 **Analysis Type: RES** **Sample Matrix :** AQ

Lab Sample ID: A7J110121011

Reviewed By / Date : Heather McCoy 12/14/07 **Approved By / Date :**

Analyte Name	Result	Uncertainty / Error	Result Units	Lab Qual	Rep Res	Overall Qual*	Temp	HT	MB	LCS	MS	Lab Dup	Surr	Rep Limit	Moist Tot/Dis	Field QC	Tune	IC	ICV	CV / CCV	Reason Codes
Analysis Method : 8260B						**Dilution: 1**															
Styrene	1.0		ug/L	U	YES																
Tetrachloroethene	1.0		ug/L	U	YES																
Toluene	1.0		ug/L	U	YES																
TOTAL XYLENES	2.0		ug/L	U	YES																
trans-1,2-Dichloroethene	1.0		ug/L	U	YES																
trans-1,3-Dichloropropene	1.0		ug/L	U	YES																
Trichloroethene	1.0		ug/L	U	YES																
Vinyl chloride	1.0		ug/L	U	YES																
Analysis Method : 8270C						**Dilution: 1**															
1,2,4-Trichlorobenzene	1.0		ug/L	U	YES																
1,2-Dichlorobenzene	1.0		ug/L	U	YES																
1,3-Dichlorobenzene	1.0		ug/L	U	YES																
1,4-Dichlorobenzene	1.0		ug/L	U	YES																
2,2-OXYBIS (1-CHLOROPROPANE)	1.0		ug/L	U	YES																
2,4,5-Trichlorophenol	5.0		ug/L	U	YES																
2,4,6-Trichlorophenol	5.0		ug/L	U	YES																
2,4-Dichlorophenol	2.0		ug/L	U	YES																
2,4-Dimethylphenol	2.0		ug/L	U	YES																
2,4-Dinitrophenol	5.0		ug/L	U	YES	UJ															Pj-
2,4-Dinitrotoluene	5.0		ug/L	U	YES																
2,6-Dinitrotoluene	5.0		ug/L	U	YES																
2-Chloronaphthalene	1.0		ug/L	U	YES																
2-Chlorophenol	1.0		ug/L	U	YES																
2-Methylnaphthalene	0.20		ug/L	U	YES																
2-Methylphenol	1.0		ug/L	U	YES																
2-Nitroaniline	2.0		ug/L	U	YES																
2-Nitrophenol	2.0		ug/L	U	YES																
3,3'-Dichlorobenzidine	5.0		ug/L	U	YES																
3-Nitroaniline	2.0		ug/L	U	YES																
4,6-Dinitro-2-methylphenol	5.0		ug/L	U	YES																
4-Bromophenyl phenyl ether	2.0		ug/L	U	YES																

* Overall result qualifier reflects summation of qualifiers added during automated data review and any qualifiers added manually for categories not assessed by automated data review

Sample Qualification Report with Reason Codes (All Results sorted by Client Sample ID)

Client Sample ID : FWGBKGmw-012C-0514-GW **Lab Report Batch :** A7J110121 **Lab ID :** STLCAN

Sample Date : 10/10/2007 **Analysis Type: RES** **Sample Matrix :** AQ

Lab Sample ID: A7J110121011

Reviewed By / Date : Heather Hadley 12/14/07 **Approved By / Date :**

Analyte Name	Result	Uncertainty / Error	Result Units	Lab Qual	Rep Res	Overall Qual*	Temp	HT	MB	LCS	MS	Lab Dup	Surr	Rep Limit	Moist Tot/Dis	Field QC	Tune	IC	ICV	CV / CCV	Reason Codes
Analysis Method : 8270C						**Dilution: 1**															
4-Chloro-3-methylphenol	2.0		ug/L	U	YES																
4-Chloroaniline	2.0		ug/L	U	YES																
4-Chlorophenyl phenyl ether	2.0		ug/L	U	YES																
4-Methylphenol	1.0		ug/L	U	YES																
4-Nitroanaline	2.0		ug/L	U	YES																
4-Nitrophenol	5.0		ug/L	U	YES																
Acenaphthene	0.20		ug/L	U	YES																
Acenaphthylene	0.20		ug/L	U	YES																
Anthracene	0.20		ug/L	U	YES																
Benzo(a)anthracene	0.20		ug/L	U	YES																
Benzo(a)pyrene	0.20		ug/L	U	YES																
Benzo(b)fluoranthene	0.20		ug/L	U	YES																
BENZO(G,H,I)PERYLENE	0.20		ug/L	U	YES																
Benzo(k)fluoranthene	0.20		ug/L	U	YES																
Benzoic acid	10		ug/L	U	YES	R				R											J-
Benzyl alcohol	5.0		ug/L	U	YES																
bis(2-Chloroethoxy)methane	1.0		ug/L	U	YES																
bis(2-Chloroethyl) ether	1.0		ug/L	U	YES																
bis(2-Ethylhexyl) phthalate	1.5		ug/L	J	YES	J								J							L
Butylbenzyl Phthalate	1.0		ug/L	U	YES																
Carbazole	1.0		ug/L	U	YES																
Chrysene	0.20		ug/L	U	YES																
dibenzo(a,h)anthracene	0.20		ug/L	U	YES																
Dibenzofuran	1.0		ug/L	U	YES																
Diethyl phthalate	1.0		ug/L	U	YES																
Dimethyl phthalate	1.0		ug/L	U	YES																
Di-n-butyl phthalate	1.0		ug/L	U	YES																
Di-n-octyl phthalate	1.0		ug/L	U	YES																
Fluoranthene	0.20		ug/L	U	YES																
Fluorene	0.20		ug/L	U	YES																
Hexachlorobenzene	0.20		ug/L	U	YES																

* Overall result qualifier reflects summation of qualifiers added during automated data review and any qualifiers added manually for categories not assessed by automated data review

Sample Qualification Report with Reason Codes (All Results sorted by Client Sample ID)

Client Sample ID : FWGBKGmw-012C-0514-GW **Lab Report Batch :** A7J110121 **Lab ID :** STLCAN

Sample Date : 10/10/2007 **Analysis Type: RES** **Sample Matrix :** AQ

Lab Sample ID: A7J110121011

Reviewed By / Date : Heather Reilly 12/14/07 **Approved By / Date :**

Analyte Name	Result	Uncertainty / Error	Result Units	Lab Qual	Rep Res	Overall Qual*	Temp	HT	MB	LCS	MS	Lab Dup	Surr	Rep Limit	Moist Tot/Dis	Field QC	Tune	IC	ICV	CV / CCV	Reason Codes
Analysis Method : 8270C						**Dilution: 1**															
Hexachlorobutadiene	1.0		ug/L	U	YES																
Hexachlorocyclopentadiene	10		ug/L	U	YES	R				R											J-
Hexachloroethane	1.0		ug/L	U	YES																
Indeno(1,2,3-cd)pyrene	0.20		ug/L	U	YES																
Isophorone	1.0		ug/L	U	YES																
Naphthalene	0.20		ug/L	U	YES																
Nitrobenzene	1.0		ug/L	U	YES																
N-nitroso-di-n-propylamine	1.0		ug/L	U	YES																
N-Nitrosodiphenylamine	1.0		ug/L	U	YES																
Pentachlorophenol	5.0		ug/L	U	YES																
Phenanthrene	0.20		ug/L	U	YES																
Phenol	1.0		ug/L	U	YES																
Pyrene	0.20		ug/L	U	YES																
Analysis Method : 9012A						**Dilution: 1**															
Cyanide	0.010		mg/L	U	YES																
Analysis Method : SW8330 Modified						**Dilution: 1**															
Nitroguanidine	20		ug/L	U	YES	UJ		UJ													D-

* Overall result qualifier reflects summation of qualifiers added during automated data review and any qualifiers added manually for categories not assessed by automated data review

Sample Qualification Report with Reason Codes (All Results sorted by Client Sample ID)

Client Sample ID : FWGBKGmw-013C-0515-GF **Lab Report Batch :** A7J110121 **Lab ID :** STLCAN

Sample Date : 10/10/2007 **Analysis Type: RES** **Sample Matrix :** AQ

Lab Sample ID: A7J110121006

Reviewed By / Date : Heather Medley 12/14/07 **Approved By / Date :**

Analyte Name	Result	Uncertainty / Error	Result Units	Lab Qual	Rep Res	Overall Qual*	Temp	HT	MB	LCS	MS	Lab Dup	Surr	Rep Limit	Moist Tot/Dis	Field QC	Tune	IC	ICV	CV / CCV	Reason Codes
Analysis Method : 6860						**Dilution: 1**															
Perchlorate	0.10		ug/L	U	YES																

* Overall result qualifier reflects summation of qualifiers added during automated data review and any qualifiers added manually for categories not assessed by automated data review

Sample Qualification Report with Reason Codes (All Results sorted by Client Sample ID)

Client Sample ID : FWGBKGmw-013C-0515-GF **Lab Report Batch :** A7J110121 **Lab ID :** STLCAN

Sample Date : 10/10/2007 **Analysis Type: RES/TOT** **Sample Matrix :** AQ

Lab Sample ID: A7J110121006

Reviewed By / Date : Heather Medley 12/14/07 **Approved By / Date :**

Analyte Name	Result	Uncertainty / Error	Result Units	Lab Qual	Rep Res	Overall Qual*	Temp	HT	MB	LCS	MS	Lab Dup	Surr	Rep Limit	Moist Tot/Dis	Field QC	Tune	IC	ICV	CV / CCV	Reason Codes
Analysis Method : 6010B						**Dilution: 1**															
Arsenic	11.4		ug/L		YES																
Barium	89.4		ug/L		YES																
Calcium	76300		ug/L		YES																
Chromium	5.0		ug/L	U	YES																
Cobalt	5.0		ug/L	U	YES																
Copper	5.0		ug/L	U	YES																
Lead	3.0		ug/L	U	YES																
Magnesium	26100		ug/L		YES																
Manganese	417		ug/L	J	YES																
Nickel	10.0		ug/L	U	YES																
Potassium	1970		ug/L	J E	YES	J															B
Selenium	5.0		ug/L	U	YES																
Silver	5.0		ug/L	U	YES	R															Pj-
Sodium	13100		ug/L		YES																
Vanadium	10.0		ug/L	U	YES																
Analysis Method : 6020						**Dilution: 1**															
Aluminum	50.0		ug/L	U	YES																
Antimony	2.0		ug/L	U	YES																
Beryllium	1.0		ug/L	U	YES																
Cadmium	0.50		ug/L	U	YES																
Iron	844		ug/L		YES																
Thallium	1.0		ug/L	U	YES																
Zinc	5.1		ug/L	B	YES	J						J		J							L, Z
Analysis Method : 7470A						**Dilution: 1**															
Mercury	0.20		ug/L	U	YES																

* Overall result qualifier reflects summation of qualifiers added during automated data review and any qualifiers added manually for categories not assessed by automated data review

Sample Qualification Report with Reason Codes (All Results sorted by Client Sample ID)

Client Sample ID : FWGBKGmw-013C-0515-GW **Lab Report Batch :** A7J110121 **Lab ID :** STLCAN

Sample Date : 10/10/2007 **Analysis Type: DL** **Sample Matrix :** AQ

Lab Sample ID: A7J110121005

Reviewed By / Date : Heather Kelley 12/14/07 **Approved By / Date :**

Analyte Name	Result	Uncertainty / Error	Result Units	Lab Qual	Rep Res	Overall Qual*	Temp	HT	MB	LCS	MS	Lab Dup	Surr	Rep Limit	Moist Tot/Dis	Field QC	Tune	IC	ICV	CV / CCV	Reason Codes
Analysis Method : 8330						**Dilution: 0.98**															
1,3,5-Trinitrobenzene	0.098		ug/L	U	YES																
1,3-Dinitrobenzene	0.098		ug/L	U	YES																
2,4,6-TNT	0.098		ug/L	U	YES																
2,4-Dinitrotoluene	0.098		ug/L	U	YES																
2,6-Dinitrotoluene	0.098		ug/L	U	YES																
2-Amino-4,6-dinitrotoluene	0.098		ug/L	U	YES																
2-Nitrotoluene	0.49		ug/L	U	YES																
3-Nitrotoluene	0.49		ug/L	U	YES																
4-Amino-2,6-Dinitrotoluene	0.098		ug/L	U	YES																
4-Nitrotoluene	0.49		ug/L	U	YES																
HMX	0.098		ug/L	U	YES																
Nitrobenzene	0.098		ug/L	U	YES																
NITROGLYCERINE	0.64		ug/L	U	YES																
Pentaerythritol Tetranitrate (PETN)	0.64		ug/L	U	YES																
RDX	0.098		ug/L	U	YES																
TETRYL	0.098		ug/L	U	YES																

* Overall result qualifier reflects summation of qualifiers added during automated data review and any qualifiers added manually for categories not assessed by automated data review

Sample Qualification Report with Reason Codes (All Results sorted by Client Sample ID)

Client Sample ID : FWGBKGmw-013C-0515-GW **Lab Report Batch :** A7J110121 **Lab ID :** STLCAN

Sample Date : 10/10/2007 **Analysis Type: RES** **Sample Matrix :** AQ

Lab Sample ID: A7J110121005

Reviewed By / Date : Heather Mellen 12/14/07 **Approved By / Date :**

Analyte Name	Result	Uncertainty / Error	Result Units	Lab Qual	Rep Res	Overall Qual*	Temp	HT	MB	LCS	MS	Lab Dup	Surr	Rep Limit	Moist Tot/Dis	Field QC	Tune	IC	ICV	CV / CCV	Reason Codes
Analysis Method : 353.2 Modified						**Dilution: 1**															
Nitrocellulose	0.50		mg/L	U	YES	UJ					UJ										I
Analysis Method : 8081A						**Dilution: 1**															
4,4'-DDD	0.030		ug/L	U	YES	UJ															Pj-
4,4'-DDE	0.030		ug/L	U	YES																
4,4'-DDT	0.030		ug/L	U	YES																
Aldrin	0.030		ug/L	U	YES																
alpha-BHC	0.030		ug/L	U	YES																
alpha-Chordane	0.030		ug/L	U	YES																
beta-BHC	0.030		ug/L	U	YES																
delta-BHC	0.030		ug/L	U	YES																
Dieldrin	0.030		ug/L	U	YES																
Endosulfan I	0.025		ug/L	U	YES	UJ				UJ											J-
Endosulfan II	0.025		ug/L	U	YES																
Endosulfan sulfate	0.030		ug/L	U	YES																
Endrin	0.030		ug/L	U	YES																
Endrin aldehyde	0.030		ug/L	U	YES																
Endrin ketone	0.030		ug/L	U	YES																
gamma-BHC	0.030		ug/L	U	YES																
gamma-Chlordane	0.030		ug/L	U	YES																
Heptachlor	0.030		ug/L	U	YES																
Heptachlor epoxide	0.030		ug/L	U	YES																
Methoxychlor	0.10		ug/L	U	YES																
Toxaphene	2.0		ug/L	U	YES																
Analysis Method : 8082						**Dilution: 1**															
Aroclor 1016	0.50		ug/L	U	YES																
Aroclor 1221	0.50		ug/L	U	YES																
Aroclor 1232	0.50		ug/L	U	YES																
Aroclor 1242	0.50		ug/L	U	YES																
Aroclor 1248	0.50		ug/L	U	YES																
Aroclor 1254	0.50		ug/L	U	YES																
Aroclor 1260	0.50		ug/L	U	YES																
Analysis Method : 8260B						**Dilution: 1**															

* Overall result qualifier reflects summation of qualifiers added during automated data review and any qualifiers added manually for categories not assessed by automated data review

Sample Qualification Report with Reason Codes (All Results sorted by Client Sample ID)

Client Sample ID : FWGBKGmw-013C-0515-GW **Lab Report Batch :** A7J110121 **Lab ID :** STLCAN

Sample Date : 10/10/2007 **Analysis Type: RES** **Sample Matrix :** AQ

Lab Sample ID: A7J110121005

Reviewed By / Date : Heather Hedley 12/14/07 **Approved By / Date :**

Analyte Name	Result	Uncertainty / Error	Result Units	Lab Qual	Rep Res	Overall Qual*	Temp	HT	MB	LCS	MS	Lab Dup	Surr	Rep Limit	Moist Tot/Dis	Field QC	Tune	IC	ICV	CV / CCV	Reason Codes
Analysis Method : 8260B						**Dilution: 1**															
1,1,1-Trichloroethane	1.0		ug/L	U	YES																
1,1,2,2-Tetrachloroethane	1.0		ug/L	U	YES																
1,1,2-Trichloroethane	1.0		ug/L	U	YES																
1,1-Dichloroethane	1.0		ug/L	U	YES																
1,1-Dichloroethene	1.0		ug/L	U	YES																
1,2-Dibromoethane	1.0		ug/L	U	YES																
1,2-Dichloroethane	1.0		ug/L	U	YES																
1,2-Dichloroethene (total)	1.0		ug/L	U	YES																
1,2-Dichloropropane	1.0		ug/L	U	YES																
2-Butanone	10		ug/L	U	YES																
2-Hexanone	10		ug/L	U	YES																
4-Methyl-2-pentanone	10		ug/L	U	YES																
Acetone	10		ug/L	U	YES																
Benzene	1.0		ug/L	U	YES																
Bromochloromethane	1.0		ug/L	U	YES																
Bromodichloromethane	1.0		ug/L	U	YES																
Bromoform	1.0		ug/L	U	YES																
Bromomethane	1.0		ug/L	U	YES																
Carbon disulfide	1.0		ug/L	U	YES																
Carbon tetrachloride	1.0		ug/L	U	YES																
Chlorobenzene	1.0		ug/L	U	YES																
Chloroethane	1.0		ug/L	U	YES																
Chloroform	1.0		ug/L	U	YES																
Chloromethane	1.0		ug/L	U	YES																
cis-1,2-Dichloroethene	1.0		ug/L	U	YES																
cis-1,3-Dichloropropene	1.0		ug/L	U	YES																
Dibromochloromethane	1.0		ug/L	U	YES																
Ethylbenzene	1.0		ug/L	U	YES																
M&P-XYLENES	2.0		ug/L	U	YES																
Methylene chloride	2.0		ug/L	U	YES																
o-Xylene	1.0		ug/L	U	YES																

* Overall result qualifier reflects summation of qualifiers added during automated data review and any qualifiers added manually for categories not assessed by automated data review

Sample Qualification Report with Reason Codes (All Results sorted by Client Sample ID)

Client Sample ID : FWGBKGmw-013C-0515-GW **Lab Report Batch :** A7J110121 **Lab ID :** STLCAN

Sample Date : 10/10/2007 **Analysis Type: RES** **Sample Matrix :** AQ

Lab Sample ID: A7J110121005

Reviewed By / Date : Heather McElroy 12/14/07 **Approved By / Date :**

Analyte Name	Result	Uncertainty / Error	Result Units	Lab Qual	Rep Res	Overall Qual*	Temp	HT	MB	LCS	MS	Lab Dup	Surr	Rep Limit	Moist Tot/Dis	Field QC	Tune	IC	ICV	CV / CCV	Reason Codes
Analysis Method : 8260B						**Dilution: 1**															
Styrene	1.0		ug/L	U	YES																
Tetrachloroethene	1.0		ug/L	U	YES																
Toluene	1.0		ug/L	U	YES																
TOTAL XYLENES	2.0		ug/L	U	YES																
trans-1,2-Dichloroethene	1.0		ug/L	U	YES																
trans-1,3-Dichloropropene	1.0		ug/L	U	YES																
Trichloroethene	1.0		ug/L	U	YES																
Vinyl chloride	1.0		ug/L	U	YES																
Analysis Method : 8270C						**Dilution: 1**															
1,2,4-Trichlorobenzene	1.0		ug/L	U	YES	UJ							UJ								G-
1,2-Dichlorobenzene	1.0		ug/L	U	YES	UJ							UJ								G-
1,3-Dichlorobenzene	1.0		ug/L	U	YES	UJ							UJ								G-
1,4-Dichlorobenzene	1.0		ug/L	U	YES	UJ							UJ								G-
2,2-OXYBIS (1-CHLOROPROPANE)	1.0		ug/L	U	YES	UJ							UJ								G-
2,4,5-Trichlorophenol	5.0		ug/L	U	YES	UJ							UJ								G-
2,4,6-Trichlorophenol	5.0		ug/L	U	YES	UJ							UJ								G-
2,4-Dichlorophenol	2.0		ug/L	U	YES	UJ							UJ								G-
2,4-Dimethylphenol	2.0		ug/L	U	YES	UJ							UJ								G-
2,4-Dinitrophenol	5.0		ug/L	U	YES	UJ					UJ		UJ								PJ-,H-,G-
2,4-Dinitrotoluene	5.0		ug/L	U	YES	UJ							UJ								G-
2,6-Dinitrotoluene	5.0		ug/L	U	YES	UJ							UJ								G-
2-Chloronaphthalene	1.0		ug/L	U	YES	UJ							UJ								G-
2-Chlorophenol	1.0		ug/L	U	YES	UJ							UJ								G-
2-Methylnaphthalene	0.20		ug/L	U	YES	UJ							UJ								G-
2-Methylphenol	1.0		ug/L	U	YES	UJ							UJ								G-
2-Nitroaniline	2.0		ug/L	U	YES	UJ							UJ								G-
2-Nitrophenol	2.0		ug/L	U	YES	UJ							UJ								G-
3,3'-Dichlorobenzidine	5.0		ug/L	U	YES	UJ							UJ								G-
3-Nitroaniline	2.0		ug/L	U	YES	UJ							UJ								G-
4,6-Dinitro-2-methylphenol	5.0		ug/L	U	YES	UJ							UJ								G-
4-Bromophenyl phenyl ether	2.0		ug/L	U	YES	UJ							UJ								G-

* Overall result qualifier reflects summation of qualifiers added during automated data review and any qualifiers added manually for categories not assessed by automated data review

Sample Qualification Report with Reason Codes (All Results sorted by Client Sample ID)

Client Sample ID : FWGBKGmw-013C-0515-GW
Lab Report Batch : A7J110121
Lab ID : STLCAN
Sample Date : 10/10/2007
Analysis Type: RES
Sample Matrix : AQ
Lab Sample ID: A7J110121005

Reviewed By / Date : Heather Medley 12/14/07

Approved By / Date :

Analyte Name	Result	Uncertainty / Error	Result Units	Lab Qual	Rep Res	Overall Qual*	Temp	HT	MB	LCS	MS	Lab Dup	Surr	Rep Limit	Moist Tot/Dis	Field QC	Tune	IC	ICV	CV / CCV	Reason Codes
Analysis Method : 8270C						**Dilution: 1**															
4-Chloro-3-methylphenol	2.0		ug/L	U	YES	UJ							UJ								G-
4-Chloroaniline	2.0		ug/L	U	YES	UJ							UJ								G-
4-Chlorophenyl phenyl ether	2.0		ug/L	U	YES	UJ							UJ								G-
4-Methylphenol	1.0		ug/L	U	YES	UJ							UJ								G-
4-Nitroanaline	2.0		ug/L	U	YES	UJ							UJ								G-
4-Nitrophenol	5.0		ug/L	U	YES	UJ							UJ								G-
Acenaphthene	0.20		ug/L	U	YES	UJ							UJ								G-
Acenaphthylene	0.20		ug/L	U	YES	UJ							UJ								G-
Anthracene	0.20		ug/L	U	YES	UJ							UJ								G-
Benzo(a)anthracene	0.20		ug/L	U	YES	UJ							UJ								G-
Benzo(a)pyrene	0.20		ug/L	U	YES	UJ							UJ								G-
Benzo(b)fluoranthene	0.20		ug/L	U	YES	UJ							UJ								G-
BENZO(G,H,I)PERYLENE	0.20		ug/L	U	YES	UJ							UJ								G-
Benzo(k)fluoranthene	0.20		ug/L	U	YES	UJ							UJ								G-
Benzoic acid	10		ug/L	U	YES	R				R	UJ		UJ								G-,J-,H-
Benzyl alcohol	5.0		ug/L	U	YES	UJ							UJ								G-
bis(2-Chloroethoxy)methane	1.0		ug/L	U	YES	UJ							UJ								G-
bis(2-Chloroethyl) ether	1.0		ug/L	U	YES	UJ							UJ								G-
bis(2-Ethylhexyl) phthalate	10		ug/L	U	YES	UJ							UJ								G-
Butylbenzyl Phthalate	1.0		ug/L	U	YES	UJ							UJ								G-
Carbazole	1.0		ug/L	U	YES	UJ							UJ								G-
Chrysene	0.20		ug/L	U	YES	UJ							UJ								G-
dibenzo(a,h)anthracene	0.20		ug/L	U	YES	UJ							UJ								G-
Dibenzofuran	1.0		ug/L	U	YES	UJ							UJ								G-
Diethyl phthalate	1.0		ug/L	U	YES	UJ							UJ								G-
Dimethyl phthalate	1.0		ug/L	U	YES	UJ							UJ								G-
Di-n-butyl phthalate	1.0		ug/L	U	YES	UJ							UJ								G-
Di-n-octyl phthalate	1.0		ug/L	U	YES	UJ							UJ								G-
Fluoranthene	0.20		ug/L	U	YES	UJ							UJ								G-
Fluorene	0.20		ug/L	U	YES	UJ							UJ								G-
Hexachlorobenzene	0.20		ug/L	U	YES	UJ							UJ								G-

* Overall result qualifier reflects summation of qualifiers added during automated data review and any qualifiers added manually for categories not assessed by automated data review

Sample Qualification Report with Reason Codes (All Results sorted by Client Sample ID)

Client Sample ID : FWGBKGmw-013C-0515-GW **Lab Report Batch :** A7J110121 **Lab ID :** STLCAN

Sample Date : 10/10/2007 **Analysis Type: RES** **Sample Matrix :** AQ

Lab Sample ID: A7J110121005

Reviewed By / Date : Heather Nadler 12/14/07 **Approved By / Date :**

Analyte Name	Result	Uncertainty / Error	Result Units	Lab Qual	Rep Res	Overall Qual*	Temp	HT	MB	LCS	MS	Lab Dup	Surr	Rep Limit	Moist Tot/Dis	Field QC	Tune	IC	ICV	CV / CCV	Reason Codes
Analysis Method : 8270C						**Dilution: 1**															
Hexachlorobutadiene	1.0		ug/L	U	YES	UJ							UJ								G-
Hexachlorocyclopentadiene	10		ug/L	U	YES	R				R	UJ		UJ								G-,J-,H-
Hexachloroethane	1.0		ug/L	U	YES	UJ							UJ								G-
Indeno(1,2,3-cd)pyrene	0.20		ug/L	U	YES	UJ							UJ								G-
Isophorone	1.0		ug/L	U	YES	UJ							UJ								G-
Naphthalene	0.20		ug/L	U	YES	UJ							UJ								G-
Nitrobenzene	1.0		ug/L	U	YES	UJ							UJ								G-
N-nitroso-di-n-propylamine	1.0		ug/L	U	YES	UJ							UJ								G-
N-Nitrosodiphenylamine	1.0		ug/L	U	YES	UJ							UJ								G-
Pentachlorophenol	5.0		ug/L	U	YES	UJ							UJ								G-
Phenanthrene	0.20		ug/L	U	YES	UJ							UJ								G-
Phenol	1.0		ug/L	U	YES	UJ							UJ								G-
Pyrene	0.20		ug/L	U	YES	UJ							UJ								G-
Analysis Method : 9012A						**Dilution: 1**															
Cyanide	0.010		mg/L	U	YES																
Analysis Method : SW8330 Modified						**Dilution: 1**															
Nitroguanidine	20		ug/L	U	YES	UJ		UJ													D-

* Overall result qualifier reflects summation of qualifiers added during automated data review and any qualifiers added manually for categories not assessed by automated data review

Sample Qualification Report with Reason Codes (All Results sorted by Client Sample ID)

Client Sample ID : FWGBKGmw-017C-0518-GF **Lab Report Batch :** A7J110121 **Lab ID :** STLCAN

Sample Date : 10/10/2007 **Analysis Type: RES** **Sample Matrix :** AQ

Lab Sample ID: A7J110121027

Reviewed By / Date : Heather Hadley 12/14/07 **Approved By / Date :**

Analyte Name	Result	Uncertainty / Error	Result Units	Lab Qual	Rep Res	Overall Qual*	Temp	HT	MB	LCS	MS	Lab Dup	Surr	Rep Limit	Moist Tot/Dis	Field QC	Tune	IC	ICV	CV / CCV	Reason Codes
Analysis Method : 6860						**Dilution: 1**															
Perchlorate	0.10		ug/L	U	YES																

* Overall result qualifier reflects summation of qualifiers added during automated data review and any qualifiers added manually for categories not assessed by automated data review

Sample Qualification Report with Reason Codes (All Results sorted by Client Sample ID)

Client Sample ID : FWGBKGmw-017C-0518-GF **Lab Report Batch :** A7J110121 **Lab ID :** STLCAN

Sample Date : 10/10/2007 **Analysis Type: RES/TOT** **Sample Matrix :** AQ

Lab Sample ID: A7J110121027

Reviewed By / Date : Heather Nelly 12/14/07 **Approved By / Date :**

Analyte Name	Result	Uncertainty / Error	Result Units	Lab Qual	Rep Res	Overall Qual*	Temp	HT	MB	LCS	MS	Lab Dup	Surr	Rep Limit	Moist Tot/Dis	Field QC	Tune	IC	ICV	CV / CCV	Reason Codes
Analysis Method : 6010B						**Dilution: 1**															
Arsenic	20.2		ug/L		YES																
Barium	33.8		ug/L		YES																
Calcium	100000		ug/L		YES																
Chromium	5.0		ug/L	U	YES																
Cobalt	5.0		ug/L	U	YES																
Copper	5.0		ug/L	U	YES																
Lead	3.0		ug/L	U	YES																
Magnesium	42800		ug/L		YES																
Manganese	213		ug/L	J	YES																
Nickel	10.0		ug/L	U	YES																
Potassium	1990		ug/L	J	YES	J															Pj
Selenium	5.0		ug/L	U	YES																
Silver	5.0		ug/L	U	YES	R															Pj-
Sodium	21400		ug/L		YES																
Vanadium	10.0		ug/L	U	YES																
Analysis Method : 6020						**Dilution: 1**															
Aluminum	41.6		ug/L	B	YES	J								J							L
Antimony	2.0		ug/L	U	YES																
Beryllium	1.0		ug/L	U	YES																
Cadmium	0.50		ug/L	U	YES																
Iron	1780		ug/L		YES																
Thallium	1.0		ug/L	U	YES																
Zinc	4.9		ug/L	B	YES	J						J		J							L
Analysis Method : 7470A						**Dilution: 1**															
Mercury	0.20		ug/L	U	YES																

* Overall result qualifier reflects summation of qualifiers added during automated data review and any qualifiers added manually for categories not assessed by automated data review

Sample Qualification Report with Reason Codes (All Results sorted by Client Sample ID)

Client Sample ID : FWGBKGmw-017C-0518-GW **Lab Report Batch :** A7J110121 **Lab ID :** STLCAN

Sample Date : 10/10/2007 **Analysis Type: DL** **Sample Matrix :** AQ

Lab Sample ID: A7J110121026

Reviewed By / Date : Heather Nelley 12/14/07 **Approved By / Date :**

Analyte Name	Result	Uncertainty / Error	Result Units	Lab Qual	Rep Res	Overall Qual*	Temp	HT	MB	LCS	MS	Lab Dup	Surr	Rep Limit	Moist Tot/Dis	Field QC	Tune	IC	ICV	CV / CCV	Reason Codes
Analysis Method : 8330						**Dilution: 1.1**															
1,3,5-Trinitrobenzene	0.11		ug/L	U	YES																
1,3-Dinitrobenzene	0.11		ug/L	U	YES																
2,4,6-TNT	0.11		ug/L	U	YES																
2,4-Dinitrotoluene	0.11		ug/L	U	YES																
2,6-Dinitrotoluene	0.11		ug/L	U	YES																
2-Amino-4,6-dinitrotoluene	0.11		ug/L	U	YES																
2-Nitrotoluene	0.55		ug/L	U	YES																
3-Nitrotoluene	0.55		ug/L	U	YES																
4-Amino-2,6-Dinitrotoluene	0.11		ug/L	U	YES																
4-Nitrotoluene	0.55		ug/L	U	YES																
HMX	0.11		ug/L	U	YES																
Nitrobenzene	0.11		ug/L	U	YES																
NITROGLYCERINE	0.72		ug/L	U	YES																
Pentaerythritol Tetranitrate (PETN)	0.72		ug/L	U	YES																
RDX	0.11		ug/L	U	YES																
TETRYL	0.11		ug/L	U	YES																

* Overall result qualifier reflects summation of qualifiers added during automated data review and any qualifiers added manually for categories not assessed by automated data review

Sample Qualification Report with Reason Codes (All Results sorted by Client Sample ID)

Client Sample ID : FWGBKGmw-017C-0518-GW **Lab Report Batch :** A7J110121 **Lab ID :** STLCAN

Sample Date : 10/10/2007 **Analysis Type: RES** **Sample Matrix :** AQ

Lab Sample ID: A7J110121026

Reviewed By / Date : Heather McCoy 12/14/07 **Approved By / Date :**

Analyte Name	Result	Uncertainty / Error	Result Units	Lab Qual	Rep Res	Overall Qual*	Temp	HT	MB	LCS	MS	Lab Dup	Surr	Rep Limit	Moist Tot/Dis	Field QC	Tune	IC	ICV	CV / CCV	Reason Codes
Analysis Method : 353.2 Modified						**Dilution: 1**															
Nitrocellulose	0.50		mg/L	U	YES	UJ					UJ										I
Analysis Method : 8081A						**Dilution: 1**															
4,4'-DDD	0.030		ug/L	U	YES	UJ															Pj-
4,4'-DDE	0.030		ug/L	U	YES																
4,4'-DDT	0.030		ug/L	U	YES																
Aldrin	0.030		ug/L	U	YES																
alpha-BHC	0.030		ug/L	U	YES																
alpha-Chordane	0.030		ug/L	U	YES																
beta-BHC	0.030		ug/L	U	YES																
delta-BHC	0.030		ug/L	U	YES																
Dieldrin	0.030		ug/L	U	YES																
Endosulfan I	0.025		ug/L	U	YES	UJ				UJ											J-
Endosulfan II	0.025		ug/L	U	YES																
Endosulfan sulfate	0.030		ug/L	U	YES																
Endrin	0.030		ug/L	U	YES																
Endrin aldehyde	0.030		ug/L	U	YES																
Endrin ketone	0.030		ug/L	U	YES																
gamma-BHC	0.030		ug/L	U	YES																
gamma-Chlordane	0.030		ug/L	U	YES																
Heptachlor	0.030		ug/L	U	YES																
Heptachlor epoxide	0.030		ug/L	U	YES																
Methoxychlor	0.10		ug/L	U	YES																
Toxaphene	2.0		ug/L	U	YES																
Analysis Method : 8082						**Dilution: 1**															
Aroclor 1016	0.50		ug/L	U	YES																
Aroclor 1221	0.50		ug/L	U	YES																
Aroclor 1232	0.50		ug/L	U	YES																
Aroclor 1242	0.50		ug/L	U	YES																
Aroclor 1248	0.50		ug/L	U	YES																
Aroclor 1254	0.50		ug/L	U	YES																
Aroclor 1260	0.50		ug/L	U	YES																
Analysis Method : 8260B						**Dilution: 1**															

* Overall result qualifier reflects summation of qualifiers added during automated data review and any qualifiers added manually for categories not assessed by automated data review

Sample Qualification Report with Reason Codes (All Results sorted by Client Sample ID)

Client Sample ID : FWGBKGmw-017C-0518-GW **Lab Report Batch :** A7J110121 **Lab ID :** STLCAN

Sample Date : 10/10/2007 **Analysis Type: RES** **Sample Matrix :** AQ

Lab Sample ID: A7J110121026

Reviewed By / Date : Heather Melby 12/14/07 **Approved By / Date :**

Analyte Name	Result	Uncertainty / Error	Result Units	Lab Qual	Rep Res	Overall Qual*	Temp	HT	MB	LCS	MS	Lab Dup	Surr	Rep Limit	Moist Tot/Dis	Field QC	Tune	IC	ICV	CV / CCV	Reason Codes
Analysis Method : 8260B						**Dilution: 1**															
1,1,1-Trichloroethane	1.0		ug/L	U	YES																
1,1,2,2-Tetrachloroethane	1.0		ug/L	U	YES																
1,1,2-Trichloroethane	1.0		ug/L	U	YES																
1,1-Dichloroethane	1.0		ug/L	U	YES																
1,1-Dichloroethene	1.0		ug/L	U	YES																
1,2-Dibromoethane	1.0		ug/L	U	YES																
1,2-Dichloroethane	1.0		ug/L	U	YES																
1,2-Dichloroethene (total)	1.0		ug/L	U	YES																
1,2-Dichloropropane	1.0		ug/L	U	YES																
2-Butanone	10		ug/L	U	YES																
2-Hexanone	10		ug/L	U	YES																
4-Methyl-2-pentanone	10		ug/L	U	YES																
Acetone	10		ug/L	U	YES																
Benzene	1.0		ug/L	U	YES																
Bromochloromethane	1.0		ug/L	U	YES																
Bromodichloromethane	1.0		ug/L	U	YES																
Bromoform	1.0		ug/L	U	YES																
Bromomethane	1.0		ug/L	U	YES																
Carbon disulfide	1.0		ug/L	U	YES																
Carbon tetrachloride	1.0		ug/L	U	YES																
Chlorobenzene	1.0		ug/L	U	YES																
Chloroethane	1.0		ug/L	U	YES																
Chloroform	1.0		ug/L	U	YES																
Chloromethane	1.0		ug/L	U	YES																
cis-1,2-Dichloroethene	1.0		ug/L	U	YES																
cis-1,3-Dichloropropene	1.0		ug/L	U	YES																
Dibromochloromethane	1.0		ug/L	U	YES																
Ethylbenzene	1.0		ug/L	U	YES																
M&P-XYLENES	2.0		ug/L	U	YES																
Methylene chloride	2.0		ug/L	U	YES																
o-Xylene	1.0		ug/L	U	YES																

* Overall result qualifier reflects summation of qualifiers added during automated data review and any qualifiers added manually for categories not assessed by automated data review

Sample Qualification Report with Reason Codes (All Results sorted by Client Sample ID)

Client Sample ID : FWGBKGmw-017C-0518-GW **Lab Report Batch :** A7J110121 **Lab ID :** STLCAN

Sample Date : 10/10/2007 **Analysis Type: RES** **Sample Matrix :** AQ

Lab Sample ID: A7J110121026

Reviewed By / Date : Heather McCoy 12/14/07 **Approved By / Date :**

Analyte Name	Result	Uncertainty / Error	Result Units	Lab Qual	Rep Res	Overall Qual*	Temp	HT	MB	LCS	MS	Lab Dup	Surr	Rep Limit	Moist Tot/Dis	Field QC	Tune	IC	ICV	CV / CCV	Reason Codes
Analysis Method : 8260B						**Dilution: 1**															
Styrene	1.0		ug/L	U	YES																
Tetrachloroethene	1.0		ug/L	U	YES																
Toluene	1.0		ug/L	U	YES																
TOTAL XYLENES	2.0		ug/L	U	YES																
trans-1,2-Dichloroethene	1.0		ug/L	U	YES																
trans-1,3-Dichloropropene	1.0		ug/L	U	YES																
Trichloroethene	1.0		ug/L	U	YES																
Vinyl chloride	1.0		ug/L	U	YES																
Analysis Method : 8270C						**Dilution: 1**															
1,2,4-Trichlorobenzene	1.0		ug/L	U	YES																
1,2-Dichlorobenzene	1.0		ug/L	U	YES																
1,3-Dichlorobenzene	1.0		ug/L	U	YES																
1,4-Dichlorobenzene	1.0		ug/L	U	YES																
2,2-OXYBIS (1-CHLOROPROPANE)	1.0		ug/L	U	YES																
2,4,5-Trichlorophenol	5.0		ug/L	U	YES																
2,4,6-Trichlorophenol	5.0		ug/L	U	YES																
2,4-Dichlorophenol	2.0		ug/L	U	YES																
2,4-Dimethylphenol	2.0		ug/L	U	YES																
2,4-Dinitrophenol	5.0		ug/L	U	YES	UJ															PJ-
2,4-Dinitrotoluene	5.0		ug/L	U	YES																
2,6-Dinitrotoluene	5.0		ug/L	U	YES																
2-Chloronaphthalene	1.0		ug/L	U	YES																
2-Chlorophenol	1.0		ug/L	U	YES																
2-Methylnaphthalene	0.20		ug/L	U	YES																
2-Methylphenol	1.0		ug/L	U	YES																
2-Nitroaniline	2.0		ug/L	U	YES																
2-Nitrophenol	2.0		ug/L	U	YES																
3,3'-Dichlorobenzidine	5.0		ug/L	U	YES																
3-Nitroaniline	2.0		ug/L	U	YES																
4,6-Dinitro-2-methylphenol	5.0		ug/L	U	YES																
4-Bromophenyl phenyl ether	2.0		ug/L	U	YES																

* Overall result qualifier reflects summation of qualifiers added during automated data review and any qualifiers added manually for categories not assessed by automated data review

Sample Qualification Report with Reason Codes (All Results sorted by Client Sample ID)

Client Sample ID : FWGBKGmw-017C-0518-GW **Lab Report Batch :** A7J110121 **Lab ID :** STLCAN

Sample Date : 10/10/2007 **Analysis Type: RES** **Sample Matrix :** AQ

Lab Sample ID: A7J110121026

Reviewed By / Date : [signature] 12/14/07 **Approved By / Date :**

Analyte Name	Result	Uncertainty / Error	Result Units	Lab Qual	Rep Res	Overall Qual*	Temp	HT	MB	LCS	MS	Lab Dup	Surr	Rep Limit	Moist Tot/Dis	Field QC	Tune	IC	ICV	CV / CCV	Reason Codes
Analysis Method : 8270C						**Dilution: 1**															
4-Chloro-3-methylphenol	2.0		ug/L	U	YES																
4-Chloroaniline	2.0		ug/L	U	YES																
4-Chlorophenyl phenyl ether	2.0		ug/L	U	YES																
4-Methylphenol	1.0		ug/L	U	YES																
4-Nitroanaline	2.0		ug/L	U	YES																
4-Nitrophenol	5.0		ug/L	U	YES																
Acenaphthene	0.20		ug/L	U	YES																
Acenaphthylene	0.20		ug/L	U	YES																
Anthracene	0.20		ug/L	U	YES																
Benzo(a)anthracene	0.20		ug/L	U	YES																
Benzo(a)pyrene	0.20		ug/L	U	YES																
Benzo(b)fluoranthene	0.20		ug/L	U	YES																
BENZO(G,H,I)PERYLENE	0.20		ug/L	U	YES																
Benzo(k)fluoranthene	0.20		ug/L	U	YES																
Benzoic acid	10		ug/L	U	YES	R				R											J-
Benzyl alcohol	5.0		ug/L	U	YES																
bis(2-Chloroethoxy)methane	1.0		ug/L	U	YES																
bis(2-Chloroethyl) ether	1.0		ug/L	U	YES																
bis(2-Ethylhexyl) phthalate	10		ug/L	U	YES																
Butylbenzyl Phthalate	1.0		ug/L	U	YES																
Carbazole	1.0		ug/L	U	YES																
Chrysene	0.20		ug/L	U	YES																
dibenzo(a,h)anthracene	0.20		ug/L	U	YES																
Dibenzofuran	1.0		ug/L	U	YES																
Diethyl phthalate	1.0		ug/L	U	YES																
Dimethyl phthalate	1.0		ug/L	U	YES																
Di-n-butyl phthalate	1.0		ug/L	U	YES																
Di-n-octyl phthalate	1.0		ug/L	U	YES																
Fluoranthene	0.20		ug/L	U	YES																
Fluorene	0.20		ug/L	U	YES																
Hexachlorobenzene	0.20		ug/L	U	YES																

* Overall result qualifier reflects summation of qualifiers added during automated data review and any qualifiers added manually for categories not assessed by automated data review

Sample Qualification Report with Reason Codes (All Results sorted by Client Sample ID)

Client Sample ID : FWGBKGmw-017C-0518-GW **Lab Report Batch :** A7J110121 **Lab ID :** STLCAN

Sample Date : 10/10/2007 **Analysis Type: RES** **Sample Matrix :** AQ

Lab Sample ID: A7J110121026

Reviewed By / Date : Heather Medley 12/14/07 **Approved By / Date :**

Analyte Name	Result	Uncertainty / Error	Result Units	Lab Qual	Rep Res	Overall Qual*	Temp	HT	MB	LCS	MS	Lab Dup	Surr	Rep Limit	Moist Tot/Dis	Field QC	Tune	IC	ICV	CV / CCV	Reason Codes
Analysis Method : 8270C						**Dilution: 1**															
Hexachlorobutadiene	1.0		ug/L	U	YES																
Hexachlorocyclopentadiene	10		ug/L	U	YES	R				R											J-
Hexachloroethane	1.0		ug/L	U	YES																
Indeno(1,2,3-cd)pyrene	0.20		ug/L	U	YES																
Isophorone	1.0		ug/L	U	YES																
Naphthalene	0.20		ug/L	U	YES																
Nitrobenzene	1.0		ug/L	U	YES																
N-nitroso-di-n-propylamine	1.0		ug/L	U	YES																
N-Nitrosodiphenylamine	1.0		ug/L	U	YES																
Pentachlorophenol	5.0		ug/L	U	YES																
Phenanthrene	0.20		ug/L	U	YES																
Phenol	1.0		ug/L	U	YES																
Pyrene	0.20		ug/L	U	YES																
Analysis Method : 9012A						**Dilution: 1**															
Cyanide	0.010		mg/L	U	YES																
Analysis Method : SW8330 Modified						**Dilution: 1**															
Nitroguanidine	20		ug/L	U	YES	UJ		UJ													D-

* Overall result qualifier reflects summation of qualifiers added during automated data review and any qualifiers added manually for categories not assessed by automated data review

Sample Qualification Report with Reason Codes (All Results sorted by Client Sample ID)

Client Sample ID : FWGBKGmw-DUP1-0551-GF **Lab Report Batch :** A7J110121 **Lab ID :** STLCAN

Sample Date : 10/10/2007 **Analysis Type: RES** **Sample Matrix :** AQ

Lab Sample ID: A7J110121014

Reviewed By / Date : Heather Medley 12/14/07 **Approved By / Date :**

Analyte Name	Result	Uncertainty / Error	Result Units	Lab Qual	Rep Res	Overall Qual*	Temp	HT	MB	LCS	MS	Lab Dup	Surr	Rep Limit	Moist Tot/Dis	Field QC	Tune	IC	ICV	CV / CCV	Reason Codes
Analysis Method : 6860						**Dilution: 1**															
Perchlorate	0.10		ug/L	U	YES																

* Overall result qualifier reflects summation of qualifiers added during automated data review and any qualifiers added manually for categories not assessed by automated data review

Sample Qualification Report with Reason Codes (All Results sorted by Client Sample ID)

Client Sample ID : FWGBKGmw-DUP1-0551-GF **Lab Report Batch :** A7J110121 **Lab ID :** STLCAN

Sample Date : 10/10/2007 **Analysis Type: RES/TOT** **Sample Matrix :** AQ

Lab Sample ID: A7J110121014

Reviewed By / Date : Heather McCoy 12/14/07 **Approved By / Date :**

Analyte Name	Result	Uncertainty / Error	Result Units	Lab Qual	Rep Res	Overall Qual*	Temp	HT	MB	LCS	MS	Lab Dup	Surr	Rep Limit	Moist Tot/Dis	Field QC	Tune	IC	ICV	CV / CCV	Reason Codes
Analysis Method : 6010B						**Dilution: 1**															
Arsenic	5.0		ug/L	U	YES																
Barium	253		ug/L		YES																
Calcium	27000		ug/L		YES																
Chromium	5.0		ug/L	U	YES																
Cobalt	5.0		ug/L	U	YES																
Copper	5.0		ug/L	U	YES																
Lead	3.0		ug/L	U	YES																
Magnesium	9390		ug/L		YES																
Manganese	36.5		ug/L	J	YES																
Nickel	10.0		ug/L	U	YES																P
Potassium	4140		ug/L	J	YES	J															
Selenium	5.0		ug/L	U	YES																
Silver	5.0		ug/L	U	YES	R															Pj-
Sodium	49100		ug/L		YES																
Vanadium	10.0		ug/L	U	YES																
Analysis Method : 6020						**Dilution: 1**															
Aluminum	37.7		ug/L	B	YES	J								J							L, Pj
Antimony	2.0		ug/L	U	YES																
Beryllium	1.0		ug/L	U	YES																
Cadmium	0.50		ug/L	U	YES																
Iron	157		ug/L		YES																
Thallium	1.0		ug/L	U	YES																
Zinc	8.2		ug/L	B	YES	J						J		J							L, 2
Analysis Method : 7470A						**Dilution: 1**															
Mercury	0.20		ug/L	U	YES																

* Overall result qualifier reflects summation of qualifiers added during automated data review and any qualifiers added manually for categories not assessed by automated data review

Sample Qualification Report with Reason Codes (All Results sorted by Client Sample ID)

Client Sample ID : FWGBKGmw-DUP1-0551-GW **Lab Report Batch :** A7J110121 **Lab ID :** STLCAN

Sample Date : 10/10/2007 **Analysis Type: DL** **Sample Matrix :** AQ

Lab Sample ID: A7J110121013

Reviewed By / Date : Heather Hedley 12/14/07 **Approved By / Date :**

Analyte Name	Result	Uncertainty / Error	Result Units	Lab Qual	Rep Res	Overall Qual*	Temp	HT	MB	LCS	MS	Lab Dup	Surr	Rep Limit	Moist Tot/Dis	Field QC	Tune	IC	ICV	CV / CCV	Reason Codes
Analysis Method : 8330						**Dilution: 0.97**															
1,3,5-Trinitrobenzene	0.097		ug/L	U	YES																
1,3-Dinitrobenzene	0.097		ug/L	U	YES																
2,4,6-TNT	0.097		ug/L	U	YES																
2,4-Dinitrotoluene	0.097		ug/L	U	YES																
2,6-Dinitrotoluene	0.097		ug/L	U	YES																
2-Amino-4,6-dinitrotoluene	0.097		ug/L	U	YES																
2-Nitrotoluene	0.48		ug/L	U	YES																
3-Nitrotoluene	0.48		ug/L	U	YES																
4-Amino-2,6-Dinitrotoluene	0.097		ug/L	U	YES																
4-Nitrotoluene	0.48		ug/L	U	YES																
HMX	0.097		ug/L	U	YES																
Nitrobenzene	0.097		ug/L	U	YES																
NITROGLYCERINE	0.63		ug/L	U	YES																
Pentaerythritol Tetranitrate (PETN)	0.63		ug/L	U	YES																
RDX	0.097		ug/L	U	YES																
TETRYL	0.097		ug/L	U	YES																

* Overall result qualifier reflects summation of qualifiers added during automated data review and any qualifiers added manually for categories not assessed by automated data review

Sample Qualification Report with Reason Codes (All Results sorted by Client Sample ID)

Client Sample ID : FWGBKGmw-DUP1-0551-GW **Lab Report Batch :** A7J110121 **Lab ID :** STLCAN

Sample Date : 10/10/2007 **Analysis Type: RES** **Sample Matrix :** AQ

Lab Sample ID: A7J110121013

Reviewed By / Date : Heather McCoy 12/14/07 **Approved By / Date :**

Analyte Name	Result	Uncertainty / Error	Result Units	Lab Qual	Rep Res	Overall Qual*	Temp	HT	MB	LCS	MS	Lab Dup	Surr	Rep Limit	Moist Tot/Dis	Field QC	Tune	IC	ICV	CV / CCV	Reason Codes
Analysis Method : 353.2 Modified						**Dilution: 1**															
Nitrocellulose	0.50		mg/L	U	YES	UJ					UJ										I
Analysis Method : 8081A						**Dilution: 1**															
4,4'-DDD	0.030		ug/L	U	YES	UJ							UJ								Pj-,G-
4,4'-DDE	0.030		ug/L	U	YES	UJ							UJ								G-
4,4'-DDT	0.030		ug/L	U	YES	UJ							UJ								G-
Aldrin	0.030		ug/L	U	YES	UJ							UJ								G-
alpha-BHC	0.030		ug/L	U	YES	UJ							UJ								G-
alpha-Chordane	0.030		ug/L	U	YES	UJ							UJ								G-
beta-BHC	0.0099		ug/L	J	YES	J							J	J							L, G, Pj
delta-BHC	0.030		ug/L	U	YES	UJ							UJ								G-
Dieldrin	0.030		ug/L	U	YES	UJ							UJ								G-
Endosulfan I	0.025		ug/L	U	YES	UJ				UJ			UJ								G-,J-
Endosulfan II	0.025		ug/L	U	YES	UJ							UJ								G-
Endosulfan sulfate	0.030		ug/L	U	YES	UJ							UJ								G-
Endrin	0.030		ug/L	U	YES	UJ							UJ								G-
Endrin aldehyde	0.030		ug/L	U	YES	UJ							UJ								G-
Endrin ketone	0.030		ug/L	U	YES	UJ							UJ								G-
gamma-BHC	0.030		ug/L	U	YES	UJ							UJ								G-
gamma-Chlordane	0.030		ug/L	U	YES	UJ							UJ								G-
Heptachlor	0.030		ug/L	U	YES	UJ							UJ								G-
Heptachlor epoxide	0.030		ug/L	U	YES	UJ							UJ								G-
Methoxychlor	0.027		ug/L	J	YES	J							J	J							L, Pj
Toxaphene	2.0		ug/L	U	YES	UJ							UJ								G-
Analysis Method : 8082						**Dilution: 1**															
Aroclor 1016	0.50		ug/L	U	YES	UJ							UJ								G-
Aroclor 1221	0.50		ug/L	U	YES	UJ							UJ								G-
Aroclor 1232	0.50		ug/L	U	YES	UJ							UJ								G-
Aroclor 1242	0.50		ug/L	U	YES	UJ							UJ								G-
Aroclor 1248	0.50		ug/L	U	YES	UJ							UJ								G-
Aroclor 1254	0.50		ug/L	U	YES	UJ							UJ								G-
Aroclor 1260	0.50		ug/L	U	YES	UJ							UJ								G-
Analysis Method : 8260B						**Dilution: 1**															

* Overall result qualifier reflects summation of qualifiers added during automated data review and any qualifiers added manually for categories not assessed by automated data review

Sample Qualification Report with Reason Codes (All Results sorted by Client Sample ID)

Client Sample ID : FWGBKGmw-DUP1-0551-GW **Lab Report Batch :** A7J110121 **Lab ID :** STLCAN

Sample Date : 10/10/2007 **Analysis Type: RES** **Sample Matrix :** AQ

Lab Sample ID: A7J110121013

Reviewed By / Date : Heather Medley 12/14/07 **Approved By / Date :**

Analyte Name	Result	Uncertainty / Error	Result Units	Lab Qual	Rep Res	Overall Qual*	Temp	HT	MB	LCS	MS	Lab Dup	Surr	Rep Limit	Moist Tot/Dis	Field QC	Tune	IC	ICV	CV / CCV	Reason Codes
Analysis Method : 8260B						**Dilution: 1**															
1,1,1-Trichloroethane	1.0		ug/L	U	YES																
1,1,2,2-Tetrachloroethane	1.0		ug/L	U	YES																
1,1,2-Trichloroethane	1.0		ug/L	U	YES																
1,1-Dichloroethane	1.0		ug/L	U	YES																
1,1-Dichloroethene	1.0		ug/L	U	YES																
1,2-Dibromoethane	1.0		ug/L	U	YES																
1,2-Dichloroethane	1.0		ug/L	U	YES																
1,2-Dichloroethene (total)	1.0		ug/L	U	YES																
1,2-Dichloropropane	1.0		ug/L	U	YES																
2-Butanone	10		ug/L	U	YES																
2-Hexanone	10		ug/L	U	YES																
4-Methyl-2-pentanone	10		ug/L	U	YES																
Acetone	10		ug/L	U	YES																
Benzene	1.0		ug/L	U	YES																
Bromochloromethane	1.0		ug/L	U	YES																
Bromodichloromethane	1.0		ug/L	U	YES																
Bromoform	1.0		ug/L	U	YES																
Bromomethane	1.0		ug/L	U	YES																
Carbon disulfide	1.0		ug/L	U	YES																
Carbon tetrachloride	1.0		ug/L	U	YES																
Chlorobenzene	1.0		ug/L	U	YES																
Chloroethane	1.0		ug/L	U	YES																
Chloroform	1.0		ug/L	U	YES																
Chloromethane	1.0		ug/L	U	YES																
cis-1,2-Dichloroethene	1.0		ug/L	U	YES																
cis-1,3-Dichloropropene	1.0		ug/L	U	YES																
Dibromochloromethane	1.0		ug/L	U	YES																
Ethylbenzene	1.0		ug/L	U	YES																
M&P-XYLENES	2.0		ug/L	U	YES																
Methylene chloride	2.0		ug/L	U	YES																
o-Xylene	1.0		ug/L	U	YES																

* Overall result qualifier reflects summation of qualifiers added during automated data review and any qualifiers added manually for categories not assessed by automated data review

Sample Qualification Report with Reason Codes (All Results sorted by Client Sample ID)

Client Sample ID : FWGBKGmw-DUP1-0551-GW **Lab Report Batch :** A7J110121 **Lab ID :** STLCAN

Sample Date : 10/10/2007 **Analysis Type: RES** **Sample Matrix :** AQ

Lab Sample ID: A7J110121013

Reviewed By / Date : Stephen McCarthy 12/14/07 **Approved By / Date :**

Analyte Name	Result	Uncertainty / Error	Result Units	Lab Qual	Rep Res	Overall Qual*	Temp	HT	MB	LCS	MS	Lab Dup	Surr	Rep Limit	Moist Tot/Dis	Field QC	Tune	IC	ICV	CV / CCV	Reason Codes
Analysis Method : 8260B						**Dilution: 1**															
Styrene	1.0		ug/L	U	YES																
Tetrachloroethene	1.0		ug/L	U	YES																
Toluene	1.0		ug/L	U	YES																
TOTAL XYLENES	2.0		ug/L	U	YES																
trans-1,2-Dichloroethene	1.0		ug/L	U	YES																
trans-1,3-Dichloropropene	1.0		ug/L	U	YES																
Trichloroethene	1.0		ug/L	U	YES																
Vinyl chloride	1.0		ug/L	U	YES																
Analysis Method : 8270C						**Dilution: 1**															
1,2,4-Trichlorobenzene	1.0		ug/L	U	YES																
1,2-Dichlorobenzene	1.0		ug/L	U	YES																
1,3-Dichlorobenzene	1.0		ug/L	U	YES																
1,4-Dichlorobenzene	1.0		ug/L	U	YES																
2,2-OXYBIS (1-CHLOROPROPANE)	1.0		ug/L	U	YES																
2,4,5-Trichlorophenol	5.0		ug/L	U	YES																
2,4,6-Trichlorophenol	5.0		ug/L	U	YES																
2,4-Dichlorophenol	2.0		ug/L	U	YES																
2,4-Dimethylphenol	2.0		ug/L	U	YES																
2,4-Dinitrophenol	5.0		ug/L	U	YES	UJ															Pj-
2,4-Dinitrotoluene	5.0		ug/L	U	YES																
2,6-Dinitrotoluene	5.0		ug/L	U	YES																
2-Chloronaphthalene	1.0		ug/L	U	YES																
2-Chlorophenol	1.0		ug/L	U	YES																
2-Methylnaphthalene	0.20		ug/L	U	YES																
2-Methylphenol	1.0		ug/L	U	YES																
2-Nitroaniline	2.0		ug/L	U	YES																
2-Nitrophenol	2.0		ug/L	U	YES																
3,3'-Dichlorobenzidine	5.0		ug/L	U	YES																
3-Nitroaniline	2.0		ug/L	U	YES																
4,6-Dinitro-2-methylphenol	5.0		ug/L	U	YES																
4-Bromophenyl phenyl ether	2.0		ug/L	U	YES																

* Overall result qualifier reflects summation of qualifiers added during automated data review and any qualifiers added manually for categories not assessed by automated data review

Sample Qualification Report with Reason Codes (All Results sorted by Client Sample ID)

Client Sample ID : FWGBKGmw-DUP1-0551-GW **Lab Report Batch :** A7J110121 **Lab ID :** STLCAN

Sample Date : 10/10/2007 **Analysis Type: RES** **Sample Matrix :** AQ

Lab Sample ID: A7J110121013

Reviewed By / Date : Heather Nelley 12/14/07 **Approved By / Date :**

Analyte Name	Result	Uncertainty / Error	Result Units	Lab Qual	Rep Res	Overall Qual*	Temp	HT	MB	LCS	MS	Lab Dup	Surr	Rep Limit	Moist Tot/Dis	Field QC	Tune	IC	ICV	CV / CCV	Reason Codes
Analysis Method : 8270C						**Dilution: 1**															
4-Chloro-3-methylphenol	2.0		ug/L	U	YES																
4-Chloroaniline	2.0		ug/L	U	YES																
4-Chlorophenyl phenyl ether	2.0		ug/L	U	YES																
4-Methylphenol	1.0		ug/L	U	YES																
4-Nitroanaline	2.0		ug/L	U	YES																
4-Nitrophenol	5.0		ug/L	U	YES																
Acenaphthene	0.20		ug/L	U	YES																
Acenaphthylene	0.20		ug/L	U	YES																
Anthracene	0.20		ug/L	U	YES																
Benzo(a)anthracene	0.20		ug/L	U	YES																
Benzo(a)pyrene	0.20		ug/L	U	YES																
Benzo(b)fluoranthene	0.20		ug/L	U	YES																
BENZO(G,H,I)PERYLENE	0.20		ug/L	U	YES																
Benzo(k)fluoranthene	0.20		ug/L	U	YES																
Benzoic acid	10		ug/L	U	YES	R				R											J-
Benzyl alcohol	5.0		ug/L	U	YES																
bis(2-Chloroethoxy)methane	1.0		ug/L	U	YES																
bis(2-Chloroethyl) ether	1.0		ug/L	U	YES																
bis(2-Ethylhexyl) phthalate	0.95		ug/L	J	YES	J								J							L
Butylbenzyl Phthalate	1.0		ug/L	U	YES																
Carbazole	1.0		ug/L	U	YES																
Chrysene	0.20		ug/L	U	YES																
dibenzo(a,h)anthracene	0.20		ug/L	U	YES																
Dibenzofuran	1.0		ug/L	U	YES																
Diethyl phthalate	1.0		ug/L	U	YES																
Dimethyl phthalate	1.0		ug/L	U	YES																
Di-n-butyl phthalate	1.0		ug/L	U	YES																
Di-n-octyl phthalate	1.0		ug/L	U	YES																
Fluoranthene	0.20		ug/L	U	YES																
Fluorene	0.20		ug/L	U	YES																
Hexachlorobenzene	0.20		ug/L	U	YES																

* Overall result qualifier reflects summation of qualifiers added during automated data review and any qualifiers added manually for categories not assessed by automated data review

Sample Qualification Report with Reason Codes (All Results sorted by Client Sample ID)

Client Sample ID : FWGBKGmw-DUP1-0551-GW **Lab Report Batch :** A7J110121 **Lab ID :** STLCAN

Sample Date : 10/10/2007 **Analysis Type: RES** **Sample Matrix :** AQ

Lab Sample ID: A7J110121013

Reviewed By / Date : Heather Nelley 12/14/07 **Approved By / Date :**

Analyte Name	Result	Uncertainty / Error	Result Units	Lab Qual	Rep Res	Overall Qual*	Temp	HT	MB	LCS	MS	Lab Dup	Surr	Rep Limit	Moist Tot/Dis	Field QC	Tune	IC	ICV	CV / CCV	Reason Codes
Analysis Method : 8270C						**Dilution: 1**															
Hexachlorobutadiene	1.0		ug/L	U	YES																
Hexachlorocyclopentadiene	10		ug/L	U	YES	R				R											J-
Hexachloroethane	1.0		ug/L	U	YES																
Indeno(1,2,3-cd)pyrene	0.20		ug/L	U	YES																
Isophorone	1.0		ug/L	U	YES																
Naphthalene	0.20		ug/L	U	YES																
Nitrobenzene	1.0		ug/L	U	YES																
N-nitroso-di-n-propylamine	1.0		ug/L	U	YES																
N-Nitrosodiphenylamine	1.0		ug/L	U	YES																
Pentachlorophenol	5.0		ug/L	U	YES																
Phenanthrene	0.20		ug/L	U	YES																
Phenol	1.0		ug/L	U	YES																
Pyrene	0.20		ug/L	U	YES																
Analysis Method : 9012A						**Dilution: 1**															
Cyanide	0.010		mg/L	U	YES	R															Pj-
Analysis Method : SW8330 Modified						**Dilution: 1**															
Nitroguanidine	20		ug/L	U	YES	UJ		UJ													D-

* Overall result qualifier reflects summation of qualifiers added during automated data review and any qualifiers added manually for categories not assessed by automated data review

Sample Qualification Report with Reason Codes (All Results sorted by Client Sample ID)

Client Sample ID : FWGDA2mw-DET1bR-0525-GF **Lab Report Batch :** A7J110121 **Lab ID :** STLCAN

Sample Date : 10/10/2007 **Analysis Type: RES** **Sample Matrix :** AQ

Lab Sample ID: A7J110121004

Reviewed By / Date : Heather Medley 12/14/07 **Approved By / Date :**

Analyte Name	Result	Uncertainty / Error	Result Units	Lab Qual	Rep Res	Overall Qual*	Temp	HT	MB	LCS	MS	Lab Dup	Surr	Rep Limit	Moist Tot/Dis	Field QC	Tune	IC	ICV	CV / CCV	Reason Codes
Analysis Method : 6860						**Dilution: 1**															
Perchlorate	0.10		ug/L	U	YES																

* Overall result qualifier reflects summation of qualifiers added during automated data review and any qualifiers added manually for categories not assessed by automated data review

Sample Qualification Report with Reason Codes (All Results sorted by Client Sample ID)

Client Sample ID : FWGDA2mw-DET1bR-0525-GF **Lab Report Batch :** A7J110121 **Lab ID :** STLCAN

Sample Date : 10/10/2007 **Analysis Type: RES/TOT** **Sample Matrix :** AQ

Lab Sample ID: A7J110121004

Reviewed By / Date : Heather McCoy 12/14/07 **Approved By / Date :**

Analyte Name	Result	Uncertainty / Error	Result Units	Lab Qual	Rep Res	Overall Qual*	Temp	HT	MB	LCS	MS	Lab Dup	Surr	Rep Limit	Moist Tot/Dis	Field QC	Tune	IC	ICV	CV / CCV	Reason Codes
Analysis Method : 6010B						**Dilution: 1**															
Arsenic	6.4		ug/L		YES																
Barium	37.8		ug/L		YES																
Calcium	91100		ug/L		YES																
Chromium	5.0		ug/L	U	YES																
Cobalt	5.0		ug/L	U	YES																
Copper	5.0		ug/L	U	YES																
Lead	3.0		ug/L	U	YES																
Magnesium	30400		ug/L		YES																
Manganese	203		ug/L	J	YES																
Nickel	10.0		ug/L	U	YES																
Potassium	1770		ug/L	J	YES	J															B
Selenium	5.0		ug/L	U	YES																
Silver	5.0		ug/L	U	YES	R															Pj-
Sodium	10700		ug/L		YES																
Vanadium	10.0		ug/L	U	YES																
Analysis Method : 6020						**Dilution: 1**															
Aluminum	50.0		ug/L	U	YES																
Antimony	2.0		ug/L	U	YES																
Beryllium	1.0		ug/L	U	YES																
Cadmium	0.50		ug/L	U	YES																
Iron	1800		ug/L		YES																
Thallium	1.0		ug/L	U	YES																
Zinc	2.5		ug/L	B	YES	J						J		J							L, Z
Analysis Method : 7470A						**Dilution: 1**															
Mercury	0.20		ug/L	U	YES																

* Overall result qualifier reflects summation of qualifiers added during automated data review and any qualifiers added manually for categories not assessed by automated data review

Sample Qualification Report with Reason Codes (All Results sorted by Client Sample ID)

Client Sample ID : FWGDA2mw-DET1bR-0525-GW **Lab Report Batch :** A7J110121 **Lab ID :** STLCAN

Sample Date : 10/10/2007 **Analysis Type: DL** **Sample Matrix :** AQ

Lab Sample ID: A7J110121003

Reviewed By / Date : Heather Kelley 12/14/07 **Approved By / Date :**

Analyte Name	Result	Uncertainty / Error	Result Units	Lab Qual	Rep Res	Overall Qual*	Temp	HT	MB	LCS	MS	Lab Dup	Surr	Rep Limit	Moist Tot/Dis	Field QC	Tune	IC	ICV	CV / CCV	Reason Codes
Analysis Method : 8330						**Dilution: 0.99**															
1,3,5-Trinitrobenzene	0.099		ug/L	U	YES																
1,3-Dinitrobenzene	0.099		ug/L	U	YES																
2,4,6-TNT	0.099		ug/L	U	YES																
2,4-Dinitrotoluene	0.099		ug/L	U	YES																
2,6-Dinitrotoluene	0.099		ug/L	U	YES																
2-Amino-4,6-dinitrotoluene	0.099		ug/L	U	YES																
2-Nitrotoluene	0.50		ug/L	U	YES																
3-Nitrotoluene	0.50		ug/L	U	YES																
4-Amino-2,6-Dinitrotoluene	0.099		ug/L	U	YES																
4-Nitrotoluene	0.50		ug/L	U	YES																
HMX	0.099		ug/L	U	YES																
Nitrobenzene	0.099		ug/L	U	YES																
NITROGLYCERINE	0.64		ug/L	U	YES																
Pentaerythritol Tetranitrate (PETN)	0.64		ug/L	U	YES																
RDX	0.099		ug/L	U	YES																
TETRYL	0.099		ug/L	U	YES																

* Overall result qualifier reflects summation of qualifiers added during automated data review and any qualifiers added manually for categories not assessed by automated data review

Sample Qualification Report with Reason Codes (All Results sorted by Client Sample ID)

Client Sample ID : FWGDA2mw-DET1bR-0525-GW **Lab Report Batch :** A7J110121 **Lab ID :** STLCAN

Sample Date : 10/10/2007 **Analysis Type: RES** **Sample Matrix :** AQ

Lab Sample ID: A7J110121003

Reviewed By / Date : Heather Nelley 12/14/07 **Approved By / Date :**

Analyte Name	Result	Uncertainty / Error	Result Units	Lab Qual	Rep Res	Overall Qual*	Temp	HT	MB	LCS	MS	Lab Dup	Surr	Rep Limit	Moist Tot/Dis	Field QC	Tune	IC	ICV	CV / CCV	Reason Codes
Analysis Method : 353.2 Modified						**Dilution: 1**															
Nitrocellulose	0.50		mg/L	U	YES	UJ					UJ										I
Analysis Method : 8081A						**Dilution: 1**															
4,4'-DDD	0.030		ug/L	U	YES	UJ															Pj-
4,4'-DDE	0.030		ug/L	U	YES																
4,4'-DDT	0.030		ug/L	U	YES																
Aldrin	0.030		ug/L	U	YES																
alpha-BHC	0.030		ug/L	U	YES																
alpha-Chordane	0.030		ug/L	U	YES																
beta-BHC	0.030		ug/L	U	YES																
delta-BHC	0.030		ug/L	U	YES																
Dieldrin	0.030		ug/L	U	YES																
Endosulfan I	0.025		ug/L	U	YES	UJ				UJ											J-
Endosulfan II	0.025		ug/L	U	YES																
Endosulfan sulfate	0.030		ug/L	U	YES																
Endrin	0.030		ug/L	U	YES																
Endrin aldehyde	0.030		ug/L	U	YES																
Endrin ketone	0.030		ug/L	U	YES																
gamma-BHC	0.030		ug/L	U	YES																
gamma-Chlordane	0.030		ug/L	U	YES																
Heptachlor	0.030		ug/L	U	YES																
Heptachlor epoxide	0.030		ug/L	U	YES																
Methoxychlor	0.10		ug/L	U	YES																
Toxaphene	2.0		ug/L	U	YES																
Analysis Method : 8082						**Dilution: 1**															
Aroclor 1016	0.50		ug/L	U	YES																
Aroclor 1221	0.50		ug/L	U	YES																
Aroclor 1232	0.50		ug/L	U	YES																
Aroclor 1242	0.50		ug/L	U	YES																
Aroclor 1248	0.50		ug/L	U	YES																
Aroclor 1254	0.50		ug/L	U	YES																
Aroclor 1260	0.50		ug/L	U	YES																
Analysis Method : 8260B						**Dilution: 1**															

* Overall result qualifier reflects summation of qualifiers added during automated data review and any qualifiers added manually for categories not assessed by automated data review

Sample Qualification Report with Reason Codes (All Results sorted by Client Sample ID)

Client Sample ID : FWGDA2mw-DET1bR-0525-GW **Lab Report Batch :** A7J110121 **Lab ID :** STLCAN

Sample Date : 10/10/2007 **Analysis Type: RES** **Sample Matrix :** AQ

Lab Sample ID: A7J110121003

Reviewed By / Date : Heather Medley 12/14/07 **Approved By / Date :**

Analyte Name	Result	Uncertainty / Error	Result Units	Lab Qual	Rep Res	Overall Qual*	Temp	HT	MB	LCS	MS	Lab Dup	Surr	Rep Limit	Moist Tot/Dis	Field QC	Tune	IC	ICV	CV / CCV	Reason Codes
Analysis Method : 8260B						**Dilution: 1**															
1,1,1-Trichloroethane	1.0		ug/L	U	YES																
1,1,2,2-Tetrachloroethane	1.0		ug/L	U	YES																
1,1,2-Trichloroethane	1.0		ug/L	U	YES																
1,1-Dichloroethane	1.0		ug/L	U	YES																
1,1-Dichloroethene	1.0		ug/L	U	YES																
1,2-Dibromoethane	1.0		ug/L	U	YES																
1,2-Dichloroethane	1.0		ug/L	U	YES																
1,2-Dichloroethene (total)	1.0		ug/L	U	YES																
1,2-Dichloropropane	1.0		ug/L	U	YES																
2-Butanone	10		ug/L	U	YES																
2-Hexanone	10		ug/L	U	YES																
4-Methyl-2-pentanone	10		ug/L	U	YES																
Acetone	10		ug/L	U	YES																
Benzene	1.0		ug/L	U	YES																
Bromochloromethane	1.0		ug/L	U	YES																
Bromodichloromethane	1.0		ug/L	U	YES																
Bromoform	1.0		ug/L	U	YES																
Bromomethane	1.0		ug/L	U	YES																
Carbon disulfide	1.0		ug/L	U	YES																
Carbon tetrachloride	1.0		ug/L	U	YES																
Chlorobenzene	1.0		ug/L	U	YES																
Chloroethane	1.0		ug/L	U	YES																
Chloroform	1.0		ug/L	U	YES																
Chloromethane	1.0		ug/L	U	YES																
cis-1,2-Dichloroethene	1.0		ug/L	U	YES																
cis-1,3-Dichloropropene	1.0		ug/L	U	YES																
Dibromochloromethane	1.0		ug/L	U	YES																
Ethylbenzene	1.0		ug/L	U	YES																
M&P-XYLENES	2.0		ug/L	U	YES																
Methylene chloride	2.0		ug/L	U	YES																
o-Xylene	1.0		ug/L	U	YES																

* Overall result qualifier reflects summation of qualifiers added during automated data review and any qualifiers added manually for categories not assessed by automated data review

Sample Qualification Report with Reason Codes (All Results sorted by Client Sample ID)

Client Sample ID : FWGDA2mw-DET1bR-0525-GW **Lab Report Batch :** A7J110121 **Lab ID :** STLCAN

Sample Date : 10/10/2007 **Analysis Type: RES** **Sample Matrix :** AQ

Lab Sample ID: A7J110121003

Reviewed By / Date : Heather Medley 12/14/07 **Approved By / Date :**

Analyte Name	Result	Uncertainty / Error	Result Units	Lab Qual	Rep Res	Overall Qual*	Temp	HT	MB	LCS	MS	Lab Dup	Surr	Rep Limit	Moist Tot/Dis	Field QC	Tune	IC	ICV	CV / CCV	Reason Codes
Analysis Method : 8260B						**Dilution: 1**															
Styrene	1.0		ug/L	U	YES																
Tetrachloroethene	1.0		ug/L	U	YES																
Toluene	1.0		ug/L	U	YES																
TOTAL XYLENES	2.0		ug/L	U	YES																
trans-1,2-Dichloroethene	1.0		ug/L	U	YES																
trans-1,3-Dichloropropene	1.0		ug/L	U	YES																
Trichloroethene	1.0		ug/L	U	YES																
Vinyl chloride	1.0		ug/L	U	YES																
Analysis Method : 8270C						**Dilution: 1**															
1,2,4-Trichlorobenzene	1.0		ug/L	U	YES																
1,2-Dichlorobenzene	1.0		ug/L	U	YES																
1,3-Dichlorobenzene	1.0		ug/L	U	YES																
1,4-Dichlorobenzene	1.0		ug/L	U	YES																
2,2-OXYBIS (1-CHLOROPROPANE)	1.0		ug/L	U	YES																
2,4,5-Trichlorophenol	5.0		ug/L	U	YES																
2,4,6-Trichlorophenol	5.0		ug/L	U	YES																
2,4-Dichlorophenol	2.0		ug/L	U	YES																
2,4-Dimethylphenol	2.0		ug/L	U	YES																
2,4-Dinitrophenol	5.0		ug/L	U	YES	UJ															Pj-
2,4-Dinitrotoluene	5.0		ug/L	U	YES																
2,6-Dinitrotoluene	5.0		ug/L	U	YES																
2-Chloronaphthalene	1.0		ug/L	U	YES																
2-Chlorophenol	1.0		ug/L	U	YES																
2-Methylnaphthalene	0.20		ug/L	U	YES																
2-Methylphenol	1.0		ug/L	U	YES																
2-Nitroaniline	2.0		ug/L	U	YES																
2-Nitrophenol	2.0		ug/L	U	YES																
3,3'-Dichlorobenzidine	5.0		ug/L	U	YES																
3-Nitroaniline	2.0		ug/L	U	YES																
4,6-Dinitro-2-methylphenol	5.0		ug/L	U	YES																
4-Bromophenyl phenyl ether	2.0		ug/L	U	YES																

* Overall result qualifier reflects summation of qualifiers added during automated data review and any qualifiers added manually for categories not assessed by automated data review

Sample Qualification Report with Reason Codes (All Results sorted by Client Sample ID)

Client Sample ID : FWGDA2mw-DET1bR-0525-GW **Lab Report Batch :** A7J110121 **Lab ID :** STLCAN

Sample Date : 10/10/2007 **Analysis Type: RES** **Sample Matrix :** AQ

Lab Sample ID: A7J110121003

Reviewed By / Date : Heather Holley 12/14/07 **Approved By / Date :**

Analyte Name	Result	Uncertainty / Error	Result Units	Lab Qual	Rep Res	Overall Qual*	Temp	HT	MB	LCS	MS	Lab Dup	Surr	Rep Limit	Moist Tot/Dis	Field QC	Tune	IC	ICV	CV / CCV	Reason Codes
Analysis Method : 8270C						**Dilution: 1**															
4-Chloro-3-methylphenol	2.0		ug/L	U	YES																
4-Chloroaniline	2.0		ug/L	U	YES																
4-Chlorophenyl phenyl ether	2.0		ug/L	U	YES																
4-Methylphenol	1.0		ug/L	U	YES																
4-Nitroanaline	2.0		ug/L	U	YES																
4-Nitrophenol	5.0		ug/L	U	YES																
Acenaphthene	0.20		ug/L	U	YES																
Acenaphthylene	0.20		ug/L	U	YES																
Anthracene	0.20		ug/L	U	YES																
Benzo(a)anthracene	0.20		ug/L	U	YES																
Benzo(a)pyrene	0.20		ug/L	U	YES																
Benzo(b)fluoranthene	0.20		ug/L	U	YES																
BENZO(G,H,I)PERYLENE	0.20		ug/L	U	YES																
Benzo(k)fluoranthene	0.20		ug/L	U	YES																
Benzoic acid	10		ug/L	U	YES	R				R											J-
Benzyl alcohol	5.0		ug/L	U	YES																
bis(2-Chloroethoxy)methane	1.0		ug/L	U	YES																
bis(2-Chloroethyl) ether	1.0		ug/L	U	YES																
bis(2-Ethylhexyl) phthalate	10		ug/L	U	YES																
Butylbenzyl Phthalate	1.0		ug/L	U	YES																
Carbazole	1.0		ug/L	U	YES																
Chrysene	0.20		ug/L	U	YES																
dibenzo(a,h)anthracene	0.20		ug/L	U	YES																
Dibenzofuran	1.0		ug/L	U	YES																
Diethyl phthalate	1.0		ug/L	U	YES																
Dimethyl phthalate	1.0		ug/L	U	YES																
Di-n-butyl phthalate	1.0		ug/L	U	YES																
Di-n-octyl phthalate	1.0		ug/L	U	YES																
Fluoranthene	0.20		ug/L	U	YES																
Fluorene	0.20		ug/L	U	YES																
Hexachlorobenzene	0.20		ug/L	U	YES																

* Overall result qualifier reflects summation of qualifiers added during automated data review and any qualifiers added manually for categories not assessed by automated data review

Sample Qualification Report with Reason Codes (All Results sorted by Client Sample ID)

Client Sample ID : FWGDA2mw-DET1bR-0525-GW **Lab Report Batch :** A7J110121 **Lab ID :** STLCAN

Sample Date : 10/10/2007 **Analysis Type: RES** **Sample Matrix :** AQ

Lab Sample ID: A7J110121003

Reviewed By / Date : Heather McCoy 12/14/07 **Approved By / Date :**

Analyte Name	Result	Uncertainty / Error	Result Units	Lab Qual	Rep Res	Overall Qual*	Temp	HT	MB	LCS	MS	Lab Dup	Surr	Rep Limit	Moist Tot/Dis	Field QC	Tune	IC	ICV	CV / CCV	Reason Codes
Analysis Method : 8270C						**Dilution: 1**															
Hexachlorobutadiene	1.0		ug/L	U	YES																
Hexachlorocyclopentadiene	10		ug/L	U	YES	R				R											J-
Hexachloroethane	1.0		ug/L	U	YES																
Indeno(1,2,3-cd)pyrene	0.20		ug/L	U	YES																
Isophorone	1.0		ug/L	U	YES																
Naphthalene	0.20		ug/L	U	YES																
Nitrobenzene	1.0		ug/L	U	YES																
N-nitroso-di-n-propylamine	1.0		ug/L	U	YES																
N-Nitrosodiphenylamine	1.0		ug/L	U	YES																
Pentachlorophenol	5.0		ug/L	U	YES																
Phenanthrene	0.20		ug/L	U	YES																
Phenol	1.0		ug/L	U	YES																
Pyrene	0.20		ug/L	U	YES																
Analysis Method : 9012A						**Dilution: 1**															
Cyanide	0.010		mg/L	U	YES	R															Pj-
Analysis Method : SW8330 Modified						**Dilution: 1**															
Nitroguanidine	20		ug/L	U	YES	UJ		UJ													D-

* Overall result qualifier reflects summation of qualifiers added during automated data review and any qualifiers added manually for categories not assessed by automated data review

Sample Qualification Report with Reason Codes (All Results sorted by Client Sample ID)

Client Sample ID : FWGDETmw-3bR-0526-GF **Lab Report Batch :** A7J110121 **Lab ID :** STLCAN

Sample Date : 10/10/2007 **Analysis Type: RES** **Sample Matrix :** AQ

Lab Sample ID: A7J110121021

Reviewed By / Date : Heather Holley 12/14/07 **Approved By / Date :**

Analyte Name	Result	Uncertainty / Error	Result Units	Lab Qual	Rep Res	Overall Qual*	Temp	HT	MB	LCS	MS	Lab Dup	Surr	Rep Limit	Moist Tot/Dis	Field QC	Tune	IC	ICV	CV / CCV	Reason Codes
Analysis Method : 6860						**Dilution: 1**															
Perchlorate	0.10		ug/L	U	YES																

* Overall result qualifier reflects summation of qualifiers added during automated data review and any qualifiers added manually for categories not assessed by automated data review

Sample Qualification Report with Reason Codes (All Results sorted by Client Sample ID)

Client Sample ID : FWGDETmw-3bR-0526-GF **Lab Report Batch :** A7J110121 **Lab ID :** STLCAN

Sample Date : 10/10/2007 **Analysis Type: RES/TOT** **Sample Matrix :** AQ

Lab Sample ID: A7J110121021

Reviewed By / Date : Heather Nedley 12/14/07 **Approved By / Date :**

Analyte Name	Result	Uncertainty / Error	Result Units	Lab Qual	Rep Res	Overall Qual*	Temp	HT	MB	LCS	MS	Lab Dup	Surr	Rep Limit	Moist Tot/Dis	Field QC	Tune	IC	ICV	CV / CCV	Reason Codes
Analysis Method : 6010B						**Dilution: 1**															
Arsenic	12.4		ug/L		YES																
Barium	55.4		ug/L		YES																
Calcium	92800		ug/L		YES																
Chromium	5.0		ug/L	U	YES																
Cobalt	5.0		ug/L	U	YES																
Copper	5.0		ug/L	U	YES																
Lead	3.0		ug/L	U	YES																
Magnesium	34000		ug/L		YES																
Manganese	294		ug/L	J	YES																
Nickel	10.0		ug/L	U	YES																
Potassium	1830		ug/L	J	YES	J															Pj
Selenium	5.0		ug/L	U	YES																
Silver	5.0		ug/L	U	YES	R															Pj-
Sodium	13100		ug/L		YES																
Vanadium	10.0		ug/L	U	YES																
Analysis Method : 6020						**Dilution: 1**															
Aluminum	50.0		ug/L	U	YES																
Antimony	2.0		ug/L	U	YES																
Beryllium	1.0		ug/L	U	YES																
Cadmium	0.50		ug/L	U	YES																
Iron	1960		ug/L		YES																
Thallium	1.0		ug/L	U	YES																
Zinc	3.0		ug/L	B	YES	J						J		J							L, Z
Analysis Method : 7470A						**Dilution: 1**															
Mercury	0.20		ug/L	U	YES																

* Overall result qualifier reflects summation of qualifiers added during automated data review and any qualifiers added manually for categories not assessed by automated data review

Sample Qualification Report with Reason Codes (All Results sorted by Client Sample ID)

Client Sample ID : FWGDETmw-3bR-0526-GW **Lab Report Batch :** A7J110121 **Lab ID :** STLCAN

Sample Date : 10/10/2007 **Analysis Type: DL** **Sample Matrix :** AQ

Lab Sample ID: A7J110121020

Reviewed By / Date : Heather Holley 12/14/07 **Approved By / Date :**

Analyte Name	Result	Uncertainty / Error	Result Units	Lab Qual	Rep Res	Overall Qual*	Temp	HT	MB	LCS	MS	Lab Dup	Surr	Rep Limit	Moist Tot/Dis	Field QC	Tune	IC	ICV	CV / CCV	Reason Codes
Analysis Method : 8330						**Dilution: 1.13**															
1,3,5-Trinitrobenzene	0.11		ug/L	U	YES																
1,3-Dinitrobenzene	0.11		ug/L	U	YES																
2,4,6-TNT	0.11		ug/L	U	YES																
2,4-Dinitrotoluene	0.11		ug/L	U	YES																
2,6-Dinitrotoluene	0.11		ug/L	U	YES																
2-Amino-4,6-dinitrotoluene	0.11		ug/L	U	YES																
2-Nitrotoluene	0.56		ug/L	U	YES																
3-Nitrotoluene	0.56		ug/L	U	YES																
4-Amino-2,6-Dinitrotoluene	0.11		ug/L	U	YES																
4-Nitrotoluene	0.56		ug/L	U	YES																
HMX	0.11		ug/L	U	YES																
Nitrobenzene	0.11		ug/L	U	YES																
NITROGLYCERINE	0.73		ug/L	U	YES																
Pentaerythritol Tetranitrate (PETN)	0.73		ug/L	U	YES																
RDX	0.11		ug/L	U	YES																
TETRYL	0.11		ug/L	U	YES																

* Overall result qualifier reflects summation of qualifiers added during automated data review and any qualifiers added manually for categories not assessed by automated data review

Sample Qualification Report with Reason Codes (All Results sorted by Client Sample ID)

Client Sample ID : FWGDETmw-3bR-0526-GW **Lab Report Batch :** A7J110121 **Lab ID :** STLCAN

Sample Date : 10/10/2007 **Analysis Type: RES** **Sample Matrix :** AQ

Lab Sample ID: A7J110121020

Reviewed By / Date : Heather Medley 12/14/07 **Approved By / Date :**

Analyte Name	Result	Uncertainty / Error	Result Units	Lab Qual	Rep Res	Overall Qual*	Temp	HT	MB	LCS	MS	Lab Dup	Surr	Rep Limit	Moist Tot/Dis	Field QC	Tune	IC	ICV	CV / CCV	Reason Codes
Analysis Method : 353.2 Modified						**Dilution: 1**															
Nitrocellulose	0.50		mg/L	U	YES	UJ					UJ										I
Analysis Method : 8081A						**Dilution: 1**															
4,4'-DDD	0.030		ug/L	U	YES	UJ															Pj-
4,4'-DDE	0.030		ug/L	U	YES																
4,4'-DDT	0.030		ug/L	U	YES																
Aldrin	0.030		ug/L	U	YES																
alpha-BHC	0.030		ug/L	U	YES																
alpha-Chordane	0.030		ug/L	U	YES																
beta-BHC	0.030		ug/L	U	YES																
delta-BHC	0.030		ug/L	U	YES																
Dieldrin	0.030		ug/L	U	YES																
Endosulfan I	0.025		ug/L	U	YES	UJ				UJ											J-
Endosulfan II	0.025		ug/L	U	YES																
Endosulfan sulfate	0.030		ug/L	U	YES																
Endrin	0.030		ug/L	U	YES																
Endrin aldehyde	0.030		ug/L	U	YES																
Endrin ketone	0.030		ug/L	U	YES																
gamma-BHC	0.030		ug/L	U	YES																
gamma-Chlordane	0.030		ug/L	U	YES																
Heptachlor	0.030		ug/L	U	YES																
Heptachlor epoxide	0.030		ug/L	U	YES																
Methoxychlor	0.10		ug/L	U	YES																
Toxaphene	2.0		ug/L	U	YES																
Analysis Method : 8082						**Dilution: 1**															
Aroclor 1016	0.50		ug/L	U	YES																
Aroclor 1221	0.50		ug/L	U	YES																
Aroclor 1232	0.50		ug/L	U	YES																
Aroclor 1242	0.50		ug/L	U	YES																
Aroclor 1248	0.50		ug/L	U	YES																
Aroclor 1254	0.50		ug/L	U	YES																
Aroclor 1260	0.50		ug/L	U	YES																
Analysis Method : 8260B						**Dilution: 1**															

* Overall result qualifier reflects summation of qualifiers added during automated data review and any qualifiers added manually for categories not assessed by automated data review

Sample Qualification Report with Reason Codes (All Results sorted by Client Sample ID)

Client Sample ID : FWGDETmw-3bR-0526-GW **Lab Report Batch :** A7J110121 **Lab ID :** STLCAN

Sample Date : 10/10/2007 **Analysis Type: RES** **Sample Matrix :** AQ

Lab Sample ID: A7J110121020

Reviewed By / Date : Heather Medley 12/14/07 **Approved By / Date :**

Analyte Name	Result	Uncertainty / Error	Result Units	Lab Qual	Rep Res	Overall Qual*	Temp	HT	MB	LCS	MS	Lab Dup	Surr	Rep Limit	Moist Tot/Dis	Field QC	Tune	IC	ICV	CV / CCV	Reason Codes
Analysis Method : 8260B						**Dilution: 1**															
1,1,1-Trichloroethane	1.0		ug/L	U	YES																
1,1,2,2-Tetrachloroethane	1.0		ug/L	U	YES																
1,1,2-Trichloroethane	1.0		ug/L	U	YES																
1,1-Dichloroethane	1.0		ug/L	U	YES																
1,1-Dichloroethene	1.0		ug/L	U	YES																
1,2-Dibromoethane	1.0		ug/L	U	YES																
1,2-Dichloroethane	1.0		ug/L	U	YES																
1,2-Dichloroethene (total)	1.0		ug/L	U	YES																
1,2-Dichloropropane	1.0		ug/L	U	YES																
2-Butanone	10		ug/L	U	YES																
2-Hexanone	10		ug/L	U	YES																
4-Methyl-2-pentanone	10		ug/L	U	YES																
Acetone	10		ug/L	U	YES																
Benzene	1.0		ug/L	U	YES																
Bromochloromethane	1.0		ug/L	U	YES																
Bromodichloromethane	1.0		ug/L	U	YES																
Bromoform	1.0		ug/L	U	YES																
Bromomethane	1.0		ug/L	U	YES																
Carbon disulfide	1.0		ug/L	U	YES																
Carbon tetrachloride	1.0		ug/L	U	YES																
Chlorobenzene	1.0		ug/L	U	YES																
Chloroethane	1.0		ug/L	U	YES																
Chloroform	1.0		ug/L	U	YES																
Chloromethane	1.0		ug/L	U	YES																
cis-1,2-Dichloroethene	1.0		ug/L	U	YES																
cis-1,3-Dichloropropene	1.0		ug/L	U	YES																
Dibromochloromethane	1.0		ug/L	U	YES																
Ethylbenzene	1.0		ug/L	U	YES																
M&P-XYLENES	2.0		ug/L	U	YES																
Methylene chloride	2.0		ug/L	U	YES																
o-Xylene	1.0		ug/L	U	YES																

* Overall result qualifier reflects summation of qualifiers added during automated data review and any qualifiers added manually for categories not assessed by automated data review

Sample Qualification Report with Reason Codes (All Results sorted by Client Sample ID)

Client Sample ID : FWGDETmw-3bR-0526-GW **Lab Report Batch :** A7J110121 **Lab ID :** STLCAN

Sample Date : 10/10/2007 **Analysis Type: RES** **Sample Matrix :** AQ

Lab Sample ID: A7J110121020

Reviewed By / Date : Heather Medley 12/14/07 **Approved By / Date :**

Analyte Name	Result	Uncertainty / Error	Result Units	Lab Qual	Rep Res	Overall Qual*	Temp	HT	MB	LCS	MS	Lab Dup	Surr	Rep Limit	Moist Tot/Dis	Field QC	Tune	IC	ICV	CV / CCV	Reason Codes
Analysis Method : 8260B						**Dilution: 1**															
Styrene	1.0		ug/L	U	YES																
Tetrachloroethene	1.0		ug/L	U	YES																
Toluene	1.0		ug/L	U	YES																
TOTAL XYLENES	2.0		ug/L	U	YES																
trans-1,2-Dichloroethene	1.0		ug/L	U	YES																
trans-1,3-Dichloropropene	1.0		ug/L	U	YES																
Trichloroethene	1.0		ug/L	U	YES																
Vinyl chloride	1.0		ug/L	U	YES																
Analysis Method : 8270C						**Dilution: 1**															
1,2,4-Trichlorobenzene	1.0		ug/L	U	YES																
1,2-Dichlorobenzene	1.0		ug/L	U	YES																
1,3-Dichlorobenzene	1.0		ug/L	U	YES																
1,4-Dichlorobenzene	1.0		ug/L	U	YES																
2,2-OXYBIS (1-CHLOROPROPANE)	1.0		ug/L	U	YES																
2,4,5-Trichlorophenol	5.0		ug/L	U	YES																
2,4,6-Trichlorophenol	5.0		ug/L	U	YES																
2,4-Dichlorophenol	2.0		ug/L	U	YES																
2,4-Dimethylphenol	2.0		ug/L	U	YES																
2,4-Dinitrophenol	5.0		ug/L	U	YES	UJ															Pj-
2,4-Dinitrotoluene	5.0		ug/L	U	YES																
2,6-Dinitrotoluene	5.0		ug/L	U	YES																
2-Chloronaphthalene	1.0		ug/L	U	YES																
2-Chlorophenol	1.0		ug/L	U	YES																
2-Methylnaphthalene	0.20		ug/L	U	YES																
2-Methylphenol	1.0		ug/L	U	YES																
2-Nitroaniline	2.0		ug/L	U	YES																
2-Nitrophenol	2.0		ug/L	U	YES																
3,3'-Dichlorobenzidine	5.0		ug/L	U	YES																
3-Nitroaniline	2.0		ug/L	U	YES																
4,6-Dinitro-2-methylphenol	5.0		ug/L	U	YES																
4-Bromophenyl phenyl ether	2.0		ug/L	U	YES																

* Overall result qualifier reflects summation of qualifiers added during automated data review and any qualifiers added manually for categories not assessed by automated data review

Sample Qualification Report with Reason Codes (All Results sorted by Client Sample ID)

Client Sample ID : FWGDETmw-3bR-0526-GW **Lab Report Batch :** A7J110121 **Lab ID :** STLCAN

Sample Date : 10/10/2007 **Analysis Type: RES** **Sample Matrix :** AQ

Lab Sample ID: A7J110121020

Reviewed By / Date : Heather Hedley 12/14/07 **Approved By / Date :**

Analyte Name	Result	Uncertainty / Error	Result Units	Lab Qual	Rep Res	Overall Qual*	Temp	HT	MB	LCS	MS	Lab Dup	Surr	Rep Limit	Moist Tot/Dis	Field QC	Tune	IC	ICV	CV / CCV	Reason Codes
Analysis Method : 8270C						**Dilution: 1**															
4-Chloro-3-methylphenol	2.0		ug/L	U	YES																
4-Chloroaniline	2.0		ug/L	U	YES																
4-Chlorophenyl phenyl ether	2.0		ug/L	U	YES																
4-Methylphenol	1.0		ug/L	U	YES																
4-Nitroanaline	2.0		ug/L	U	YES																
4-Nitrophenol	5.0		ug/L	U	YES																
Acenaphthene	0.20		ug/L	U	YES																
Acenaphthylene	0.20		ug/L	U	YES																
Anthracene	0.20		ug/L	U	YES																
Benzo(a)anthracene	0.20		ug/L	U	YES																
Benzo(a)pyrene	0.20		ug/L	U	YES																
Benzo(b)fluoranthene	0.20		ug/L	U	YES																
BENZO(G,H,I)PERYLENE	0.20		ug/L	U	YES																
Benzo(k)fluoranthene	0.20		ug/L	U	YES																
Benzoic acid	10		ug/L	U	YES	R				R											J-
Benzyl alcohol	5.0		ug/L	U	YES																
bis(2-Chloroethoxy)methane	1.0		ug/L	U	YES																
bis(2-Chloroethyl) ether	1.0		ug/L	U	YES																
bis(2-Ethylhexyl) phthalate	10		ug/L	U	YES																
Butylbenzyl Phthalate	1.0		ug/L	U	YES																
Carbazole	1.0		ug/L	U	YES																
Chrysene	0.20		ug/L	U	YES																
dibenzo(a,h)anthracene	0.20		ug/L	U	YES																
Dibenzofuran	1.0		ug/L	U	YES																
Diethyl phthalate	1.0		ug/L	U	YES																
Dimethyl phthalate	1.0		ug/L	U	YES																
Di-n-butyl phthalate	1.0		ug/L	U	YES																
Di-n-octyl phthalate	1.0		ug/L	U	YES																
Fluoranthene	0.20		ug/L	U	YES																
Fluorene	0.20		ug/L	U	YES																
Hexachlorobenzene	0.20		ug/L	U	YES																

* Overall result qualifier reflects summation of qualifiers added during automated data review and any qualifiers added manually for categories not assessed by automated data review

Sample Qualification Report with Reason Codes (All Results sorted by Client Sample ID)

Client Sample ID : FWGDETmw-3bR-0526-GW **Lab Report Batch :** A7J110121 **Lab ID :** STLCAN

Sample Date : 10/10/2007 **Analysis Type: RES** **Sample Matrix :** AQ

Lab Sample ID: A7J110121020

Reviewed By / Date : Heather Medley 12/14/07 **Approved By / Date :**

Analyte Name	Result	Uncertainty / Error	Result Units	Lab Qual	Rep Res	Overall Qual*	Temp	HT	MB	LCS	MS	Lab Dup	Surr	Rep Limit	Moist Tot/Dis	Field QC	Tune	IC	ICV	CV / CCV	Reason Codes
Analysis Method : 8270C						**Dilution: 1**															
Hexachlorobutadiene	1.0		ug/L	U	YES																
Hexachlorocyclopentadiene	10		ug/L	U	YES	R				R											J-
Hexachloroethane	1.0		ug/L	U	YES																
Indeno(1,2,3-cd)pyrene	0.20		ug/L	U	YES																
Isophorone	1.0		ug/L	U	YES																
Naphthalene	0.20		ug/L	U	YES																
Nitrobenzene	1.0		ug/L	U	YES																
N-nitroso-di-n-propylamine	1.0		ug/L	U	YES																
N-Nitrosodiphenylamine	1.0		ug/L	U	YES																
Pentachlorophenol	5.0		ug/L	U	YES																
Phenanthrene	0.20		ug/L	U	YES																
Phenol	1.0		ug/L	U	YES																
Pyrene	0.20		ug/L	U	YES																
Analysis Method : 9012A						**Dilution: 1**															
Cyanide	0.010		mg/L	U	YES																
Analysis Method : SW8330 Modified						**Dilution: 1**															
Nitroguanidine	20		ug/L	U	YES	UJ		UJ													D-

* Overall result qualifier reflects summation of qualifiers added during automated data review and any qualifiers added manually for categories not assessed by automated data review

Sample Qualification Report with Reason Codes (All Results sorted by Client Sample ID)

Client Sample ID : FWGDETmw-4bR-0527-GF **Lab Report Batch :** A7J110121 **Lab ID :** STLCAN

Sample Date : 10/10/2007 **Analysis Type: RES** **Sample Matrix :** AQ

Lab Sample ID: A7J110121019

Reviewed By / Date : Heather Reilley 12/14/07 **Approved By / Date :**

Analyte Name	Result	Uncertainty / Error	Result Units	Lab Qual	Rep Res	Overall Qual*	Temp	HT	MB	LCS	MS	Lab Dup	Surr	Rep Limit	Moist Tot/Dis	Field QC	Tune	IC	ICV	CV / CCV	Reason Codes
Analysis Method : 6860						**Dilution: 1**															
Perchlorate	0.10		ug/L	U	YES																

* Overall result qualifier reflects summation of qualifiers added during automated data review and any qualifiers added manually for categories not assessed by automated data review

Sample Qualification Report with Reason Codes (All Results sorted by Client Sample ID)

Client Sample ID : FWGDETmw-4bR-0527-GF **Lab Report Batch :** A7J110121 **Lab ID :** STLCAN

Sample Date : 10/10/2007 **Analysis Type: RES/TOT** **Sample Matrix :** AQ

Lab Sample ID: A7J110121019

Reviewed By / Date : Heather McCoy 12/14/07 **Approved By / Date :**

Analyte Name	Result	Uncertainty / Error	Result Units	Lab Qual	Rep Res	Overall Qual*	Temp	HT	MB	LCS	MS	Lab Dup	Surr	Rep Limit	Moist Tot/Dis	Field QC	Tune	IC	ICV	CV / CCV	Reason Codes
Analysis Method : 6010B						**Dilution: 1**															
Arsenic	5.0		ug/L	U	YES																
Barium	49.4		ug/L		YES																
Calcium	138000		ug/L		YES																
Chromium	5.0		ug/L	U	YES																
Cobalt	5.0		ug/L	U	YES																
Copper	5.0		ug/L	U	YES																
Lead	3.0		ug/L	U	YES																
Magnesium	27600		ug/L		YES																
Manganese	12.7		ug/L	J	YES																
Nickel	10.0		ug/L	U	YES																
Potassium	1750		ug/L	J	YES	J															Pj
Selenium	5.0		ug/L	U	YES																
Silver	5.0		ug/L	U	YES	R															Pj-
Sodium	5230		ug/L		YES																
Vanadium	10.0		ug/L	U	YES																
Analysis Method : 6020						**Dilution: 1**															
Aluminum	50.0		ug/L	U	YES																
Antimony	2.0		ug/L	U	YES																
Beryllium	1.0		ug/L	U	YES																
Cadmium	0.50		ug/L	U	YES																
Iron	396		ug/L		YES																
Thallium	1.0		ug/L	U	YES																
Zinc	46.3		ug/L		YES	J						J									Z
Analysis Method : 7470A						**Dilution: 1**															
Mercury	0.20		ug/L	U	YES																

* Overall result qualifier reflects summation of qualifiers added during automated data review and any qualifiers added manually for categories not assessed by automated data review

Sample Qualification Report with Reason Codes (All Results sorted by Client Sample ID)

Client Sample ID : FWGDETmw-4bR-0527-GW **Lab Report Batch :** A7J110121 **Lab ID :** STLCAN

Sample Date : 10/10/2007 **Analysis Type: DL** **Sample Matrix :** AQ

Lab Sample ID: A7J110121018

Reviewed By / Date : Heather McKay 12/14/07 **Approved By / Date :**

Analyte Name	Result	Uncertainty / Error	Result Units	Lab Qual	Rep Res	Overall Qual*	Temp	HT	MB	LCS	MS	Lab Dup	Surr	Rep Limit	Moist Tot/Dis	Field QC	Tune	IC	ICV	CV / CCV	Reason Codes
Analysis Method : 8330						**Dilution: 1.52**															
1,3,5-Trinitrobenzene	0.15		ug/L	U	YES																
1,3-Dinitrobenzene	0.15		ug/L	U	YES																
2,4,6-TNT	0.15		ug/L	U	YES																
2,4-Dinitrotoluene	0.15		ug/L	U	YES																
2,6-Dinitrotoluene	0.15		ug/L	U	YES																
2-Amino-4,6-dinitrotoluene	0.15		ug/L	U	YES																
2-Nitrotoluene	0.76		ug/L	U	YES																
3-Nitrotoluene	0.76		ug/L	U	YES																
4-Amino-2,6-Dinitrotoluene	0.15		ug/L	U	YES																
4-Nitrotoluene	0.76		ug/L	U	YES																
HMX	0.93		ug/L		YES																
Nitrobenzene	0.15		ug/L	U	YES																
NITROGLYCERINE	0.99		ug/L	U	YES																
Pentaerythritol Tetranitrate (PETN)	0.99		ug/L	U	YES																
RDX	0.15		ug/L	U	YES																
TETRYL	0.15		ug/L	U	YES																

* Overall result qualifier reflects summation of qualifiers added during automated data review and any qualifiers added manually for categories not assessed by automated data review

Sample Qualification Report with Reason Codes (All Results sorted by Client Sample ID)

Client Sample ID : FWGDETmw-4bR-0527-GW **Lab Report Batch :** A7J110121 **Lab ID :** STLCAN

Sample Date : 10/10/2007 **Analysis Type: RE** **Sample Matrix :** AQ

Lab Sample ID: A7J110121018

Reviewed By / Date : Heather Medley 12/14/07 **Approved By / Date :**

Analyte Name	Result	Uncertainty / Error	Result Units	Lab Qual	Rep Res	Overall Qual*	Temp	HT	MB	LCS	MS	Lab Dup	Surr	Rep Limit	Moist Tot/Dis	Field QC	Tune	IC	ICV	CV / CCV	Reason Codes
Analysis Method : 8270C						**Dilution: 1**															
1,2,4-Trichlorobenzene	1.0		ug/L	U	YES																
1,2-Dichlorobenzene	1.0		ug/L	U	YES																
1,3-Dichlorobenzene	1.0		ug/L	U	YES																
1,4-Dichlorobenzene	1.0		ug/L	U	YES																
2,2-OXYBIS (1-CHLOROPROPANE)	1.0		ug/L	U	YES																
2,4,5-Trichlorophenol	5.0		ug/L	U	YES																
2,4,6-Trichlorophenol	5.0		ug/L	U	YES																
2,4-Dichlorophenol	2.0		ug/L	U	YES																
2,4-Dimethylphenol	2.0		ug/L	U	YES																
2,4-Dinitrophenol	5.0		ug/L	U	YES																
2,4-Dinitrotoluene	5.0		ug/L	U	YES																
2,6-Dinitrotoluene	5.0		ug/L	U	YES																
2-Chloronaphthalene	1.0		ug/L	U	YES																
2-Chlorophenol	1.0		ug/L	U	YES																
2-Methylnaphthalene	0.20		ug/L	U	YES																
2-Methylphenol	1.0		ug/L	U	YES																
2-Nitroaniline	2.0		ug/L	U	YES																
2-Nitrophenol	2.0		ug/L	U	YES																
3,3'-Dichlorobenzidine	5.0		ug/L	U	YES																
3-Nitroaniline	2.0		ug/L	U	YES																
4,6-Dinitro-2-methylphenol	5.0		ug/L	U	YES																
4-Bromophenyl phenyl ether	2.0		ug/L	U	YES																
4-Chloro-3-methylphenol	2.0		ug/L	U	YES																
4-Chloroaniline	2.0		ug/L	U	YES																
4-Chlorophenyl phenyl ether	2.0		ug/L	U	YES																
4-Methylphenol	1.0		ug/L	U	YES																
4-Nitroanaline	2.0		ug/L	U	YES																
4-Nitrophenol	5.0		ug/L	U	YES																
Acenaphthene	0.20		ug/L	U	YES																
Acenaphthylene	0.20		ug/L	U	YES																
Anthracene	0.20		ug/L	U	YES																

* Overall result qualifier reflects summation of qualifiers added during automated data review and any qualifiers added manually for categories not assessed by automated data review

Sample Qualification Report with Reason Codes (All Results sorted by Client Sample ID)

Client Sample ID : FWGDETmw-4bR-0527-GW **Lab Report Batch :** A7J110121 **Lab ID :** STLCAN

Sample Date : 10/10/2007 **Analysis Type: RE** **Sample Matrix :** AQ

Lab Sample ID: A7J110121018

Reviewed By / Date : Heather Audey 12/14/07 **Approved By / Date :**

Analyte Name	Result	Uncertainty / Error	Result Units	Lab Qual	Rep Res	Overall Qual*	Temp	HT	MB	LCS	MS	Lab Dup	Surr	Rep Limit	Moist Tot/Dis	Field QC	Tune	IC	ICV	CV / CCV	Reason Codes
Analysis Method : 8270C						**Dilution: 1**															
Benzo(a)anthracene	0.20		ug/L	U	YES																
Benzo(a)pyrene	0.20		ug/L	U	YES																
Benzo(b)fluoranthene	0.20		ug/L	U	YES																
BENZO(G,H,I)PERYLENE	0.20		ug/L	U	YES																
Benzo(k)fluoranthene	0.20		ug/L	U	YES																
Benzoic acid	10		ug/L	U	YES	UJ				UJ											K
Benzyl alcohol	5.0		ug/L	U	YES																
bis(2-Chloroethoxy)methane	1.0		ug/L	U	YES																
bis(2-Chloroethyl) ether	1.0		ug/L	U	YES																
bis(2-Ethylhexyl) phthalate	4.9		ug/L	J B	YES	J								J							L
Butylbenzyl Phthalate	1.0		ug/L	U	YES																
Carbazole	1.0		ug/L	U	YES																
Chrysene	0.20		ug/L	U	YES																
dibenzo(a,h)anthracene	0.20		ug/L	U	YES																
Dibenzofuran	1.0		ug/L	U	YES																
Diethyl phthalate	1.0		ug/L	U	YES																
Dimethyl phthalate	1.0		ug/L	U	YES																
Di-n-butyl phthalate	1.0		ug/L	U	YES																
Di-n-octyl phthalate	1.0		ug/L	U	YES																
Fluoranthene	0.20		ug/L	U	YES																
Fluorene	0.20		ug/L	U	YES																
Hexachlorobenzene	0.20		ug/L	U	YES																
Hexachlorobutadiene	1.0		ug/L	U	YES																
Hexachlorocyclopentadiene	10		ug/L	U	YES	R				R											J-
Hexachloroethane	1.0		ug/L	U	YES																
Indeno(1,2,3-cd)pyrene	0.20		ug/L	U	YES																
Isophorone	1.0		ug/L	U	YES																
Naphthalene	0.20		ug/L	U	YES																
Nitrobenzene	1.0		ug/L	U	YES																
N-nitroso-di-n-propylamine	1.0		ug/L	U	YES																
N-Nitrosodiphenylamine	1.0		ug/L	U	YES																

* Overall result qualifier reflects summation of qualifiers added during automated data review and any qualifiers added manually for categories not assessed by automated data review

Sample Qualification Report with Reason Codes (All Results sorted by Client Sample ID)

Client Sample ID : FWGDETmw-4bR-0527-GW **Lab Report Batch :** A7J110121 **Lab ID :** STLCAN

Sample Date : 10/10/2007 **Analysis Type: RE** **Sample Matrix :** AQ

Lab Sample ID: A7J110121018

Reviewed By / Date : Heather Medley 12/14/07 **Approved By / Date :**

Analyte Name	Result	Uncertainty / Error	Result Units	Lab Qual	Rep Res	Overall Qual*	Temp	HT	MB	LCS	MS	Lab Dup	Surr	Rep Limit	Moist Tot/Dis	Field QC	Tune	IC	ICV	CV / CCV	Reason Codes
Analysis Method : 8270C						**Dilution: 1**															
Pentachlorophenol	5.0		ug/L	U	YES																
Phenanthrene	0.20		ug/L	U	YES																
Phenol	1.0		ug/L	U	YES																
Pyrene	0.20		ug/L	U	YES																

* Overall result qualifier reflects summation of qualifiers added during automated data review and any qualifiers added manually for categories not assessed by automated data review

Sample Qualification Report with Reason Codes (All Results sorted by Client Sample ID)

Client Sample ID : FWGDETmw-4bR-0527-GW **Lab Report Batch :** A7J110121 **Lab ID :** STLCAN

Sample Date : 10/10/2007 **Analysis Type: RES** **Sample Matrix :** AQ

Lab Sample ID: A7J110121018

Reviewed By / Date : Heather Melby 12/14/07 **Approved By / Date :**

Analyte Name	Result	Uncertainty / Error	Result Units	Lab Qual	Rep Res	Overall Qual*	Temp	HT	MB	LCS	MS	Lab Dup	Surr	Rep Limit	Moist Tot/Dis	Field QC	Tune	IC	ICV	CV / CCV	Reason Codes
Analysis Method : 353.2 Modified						**Dilution: 1**															
Nitrocellulose	0.50		mg/L	U	YES	UJ					UJ										I
Analysis Method : 8081A						**Dilution: 1**															
4,4'-DDD	0.030		ug/L	U	YES	UJ															Pj-
4,4'-DDE	0.030		ug/L	U	YES																
4,4'-DDT	0.030		ug/L	U	YES																
Aldrin	0.030		ug/L	U	YES																
alpha-BHC	0.030		ug/L	U	YES																
alpha-Chordane	0.030		ug/L	U	YES																
beta-BHC	0.017		ug/L	J	YES	J								J							L
delta-BHC	0.030		ug/L	U	YES																
Dieldrin	0.030		ug/L	U	YES																
Endosulfan I	0.025		ug/L	U	YES	UJ				UJ											J-
Endosulfan II	0.025		ug/L	U	YES																
Endosulfan sulfate	0.030		ug/L	U	YES																
Endrin	0.030		ug/L	U	YES																
Endrin aldehyde	0.030		ug/L	U	YES																
Endrin ketone	0.030		ug/L	U	YES																
gamma-BHC	0.030		ug/L	U	YES																
gamma-Chlordane	0.030		ug/L	U	YES																
Heptachlor	0.030		ug/L	U	YES																
Heptachlor epoxide	0.030		ug/L	U	YES																
Methoxychlor	0.10		ug/L	U	YES																
Toxaphene	2.0		ug/L	U	YES																
Analysis Method : 8082						**Dilution: 1**															
Aroclor 1016	0.50		ug/L	U	YES																
Aroclor 1221	0.50		ug/L	U	YES																
Aroclor 1232	0.50		ug/L	U	YES																
Aroclor 1242	0.50		ug/L	U	YES																
Aroclor 1248	0.50		ug/L	U	YES																
Aroclor 1254	0.50		ug/L	U	YES																
Aroclor 1260	0.50		ug/L	U	YES																
Analysis Method : 8260B						**Dilution: 1**															

* Overall result qualifier reflects summation of qualifiers added during automated data review and any qualifiers added manually for categories not assessed by automated data review

Sample Qualification Report with Reason Codes (All Results sorted by Client Sample ID)

Client Sample ID : FWGDETmw-4bR-0527-GW **Lab Report Batch :** A7J110121 **Lab ID :** STLCAN

Sample Date : 10/10/2007 **Analysis Type: RES** **Sample Matrix :** AQ

Lab Sample ID: A7J110121018

Reviewed By / Date : Heather Medley 12/14/07 **Approved By / Date :**

Analyte Name	Result	Uncertainty / Error	Result Units	Lab Qual	Rep Res	Overall Qual*	Temp	HT	MB	LCS	MS	Lab Dup	Surr	Rep Limit	Moist Tot/Dis	Field QC	Tune	IC	ICV	CV / CCV	Reason Codes
Analysis Method : 8260B						**Dilution: 1**															
1,1,1-Trichloroethane	1.0		ug/L	U	YES																
1,1,2,2-Tetrachloroethane	1.0		ug/L	U	YES																
1,1,2-Trichloroethane	1.0		ug/L	U	YES																
1,1-Dichloroethane	1.0		ug/L	U	YES																
1,1-Dichloroethene	1.0		ug/L	U	YES																
1,2-Dibromoethane	1.0		ug/L	U	YES																
1,2-Dichloroethane	1.0		ug/L	U	YES																
1,2-Dichloroethene (total)	1.0		ug/L	U	YES																
1,2-Dichloropropane	1.0		ug/L	U	YES																
2-Butanone	10		ug/L	U	YES																
2-Hexanone	10		ug/L	U	YES																
4-Methyl-2-pentanone	10		ug/L	U	YES																
Acetone	10		ug/L	U	YES																
Benzene	1.0		ug/L	U	YES																
Bromochloromethane	1.0		ug/L	U	YES																
Bromodichloromethane	1.0		ug/L	U	YES																
Bromoform	1.0		ug/L	U	YES																
Bromomethane	1.0		ug/L	U	YES																
Carbon disulfide	1.0		ug/L	U	YES																
Carbon tetrachloride	1.0		ug/L	U	YES																
Chlorobenzene	1.0		ug/L	U	YES																
Chloroethane	1.0		ug/L	U	YES																
Chloroform	1.0		ug/L	U	YES																
Chloromethane	1.0		ug/L	U	YES																
cis-1,2-Dichloroethene	1.0		ug/L	U	YES																
cis-1,3-Dichloropropene	1.0		ug/L	U	YES																
Dibromochloromethane	1.0		ug/L	U	YES																
Ethylbenzene	1.0		ug/L	U	YES																
M&P-XYLENES	2.0		ug/L	U	YES																
Methylene chloride	2.0		ug/L	U	YES																
o-Xylene	1.0		ug/L	U	YES																

* Overall result qualifier reflects summation of qualifiers added during automated data review and any qualifiers added manually for categories not assessed by automated data review

Sample Qualification Report with Reason Codes (All Results sorted by Client Sample ID)

Client Sample ID : FWGDETmw-4bR-0527-GW **Lab Report Batch :** A7J110121 **Lab ID :** STLCAN

Sample Date : 10/10/2007 **Analysis Type: RES** **Sample Matrix :** AQ

Lab Sample ID: A7J110121018

Reviewed By / Date : Heather Heeley 12/14/07 **Approved By / Date :**

Analyte Name	Result	Uncertainty / Error	Result Units	Lab Qual	Rep Res	Overall Qual*	Temp	HT	MB	LCS	MS	Lab Dup	Surr	Rep Limit	Moist Tot/Dis	Field QC	Tune	IC	ICV	CV / CCV	Reason Codes
Analysis Method : 8260B						**Dilution: 1**															
Styrene	1.0		ug/L	U	YES																
Tetrachloroethene	1.0		ug/L	U	YES																
Toluene	1.0		ug/L	U	YES																
TOTAL XYLENES	2.0		ug/L	U	YES																
trans-1,2-Dichloroethene	1.0		ug/L	U	YES																
trans-1,3-Dichloropropene	1.0		ug/L	U	YES																
Trichloroethene	1.0		ug/L	U	YES																
Vinyl chloride	1.0		ug/L	U	YES																
Analysis Method : 9012A						**Dilution: 1**															
Cyanide	0.010		mg/L	U	YES																
Analysis Method : SW8330 Modified						**Dilution: 1**															
Nitroguanidine	20		ug/L	U	YES	UJ		UJ													D-

* Overall result qualifier reflects summation of qualifiers added during automated data review and any qualifiers added manually for categories not assessed by automated data review

Sample Qualification Report with Reason Codes (All Results sorted by Client Sample ID)

Client Sample ID : FWGEQUIPRINSE3-0558-GW **Lab Report Batch :** A7J110121 **Lab ID :** STLCAN

Sample Date : 10/10/2007 **Analysis Type: DL** **Sample Matrix :** AQ

Lab Sample ID: A7J110121007

Reviewed By / Date : Heather Melby 12/14/07 **Approved By / Date :**

Analyte Name	Result	Uncertainty / Error	Result Units	Lab Qual	Rep Res	Overall Qual*	Temp	HT	MB	LCS	MS	Lab Dup	Surr	Rep Limit	Moist Tot/Dis	Field QC	Tune	IC	ICV	CV / CCV	Reason Codes
Analysis Method : 8330						**Dilution: 0.97**															
1,3,5-Trinitrobenzene	0.097		ug/L	U	YES																
1,3-Dinitrobenzene	0.097		ug/L	U	YES																
2,4,6-TNT	0.097		ug/L	U	YES																
2,4-Dinitrotoluene	0.097		ug/L	U	YES																
2,6-Dinitrotoluene	0.097		ug/L	U	YES																
2-Amino-4,6-dinitrotoluene	0.097		ug/L	U	YES																
2-Nitrotoluene	0.48		ug/L	U	YES																
3-Nitrotoluene	0.48		ug/L	U	YES																
4-Amino-2,6-Dinitrotoluene	0.097		ug/L	U	YES																
4-Nitrotoluene	0.48		ug/L	U	YES																
HMX	0.097		ug/L	U	YES																
Nitrobenzene	0.097		ug/L	U	YES																
NITROGLYCERINE	0.63		ug/L	U	YES																
Pentaerythritol Tetranitrate (PETN)	0.63		ug/L	U	YES																
RDX	0.097		ug/L	U	YES																
TETRYL	0.097		ug/L	U	YES																

* Overall result qualifier reflects summation of qualifiers added during automated data review and any qualifiers added manually for categories not assessed by automated data review

Sample Qualification Report with Reason Codes (All Results sorted by Client Sample ID)

Client Sample ID : FWGEQUIPRINSE3-0558-GW **Lab Report Batch :** A7J110121 **Lab ID :** STLCAN

Sample Date : 10/10/2007 **Analysis Type: RES** **Sample Matrix :** AQ

Lab Sample ID: A7J110121007

Reviewed By / Date : Heather Kelley 12/14/07 **Approved By / Date :**

Analyte Name	Result	Uncertainty / Error	Result Units	Lab Qual	Rep Res	Overall Qual*	Temp	HT	MB	LCS	MS	Lab Dup	Surr	Rep Limit	Moist Tot/Dis	Field QC	Tune	IC	ICV	CV / CCV	Reason Codes
Analysis Method : 353.2 Modified						**Dilution: 1**															
Nitrocellulose	0.50		mg/L	U	YES	UJ					UJ										I
Analysis Method : 6860						**Dilution: 1**															
Perchlorate	0.10		ug/L	U	YES																
Analysis Method : 8081A						**Dilution: 1**															
4,4'-DDD	0.030		ug/L	U	YES	UJ															Pj-
4,4'-DDE	0.030		ug/L	U	YES																
4,4'-DDT	0.030		ug/L	U	YES																
Aldrin	0.030		ug/L	U	YES																
alpha-BHC	0.030		ug/L	U	YES																
alpha-Chlordane	0.030		ug/L	U	YES																
beta-BHC	0.030		ug/L	U	YES																
delta-BHC	0.030		ug/L	U	YES																
Dieldrin	0.030		ug/L	U	YES																
Endosulfan I	0.025		ug/L	U	YES	UJ				UJ											J-
Endosulfan II	0.025		ug/L	U	YES																
Endosulfan sulfate	0.030		ug/L	U	YES																
Endrin	0.030		ug/L	U	YES																
Endrin aldehyde	0.030		ug/L	U	YES																
Endrin ketone	0.030		ug/L	U	YES																
gamma-BHC	0.030		ug/L	U	YES																
gamma-Chlordane	0.030		ug/L	U	YES																
Heptachlor	0.030		ug/L	U	YES																
Heptachlor epoxide	0.030		ug/L	U	YES																
Methoxychlor	0.10		ug/L	U	YES																
Toxaphene	2.0		ug/L	U	YES																
Analysis Method : 8082						**Dilution: 1**															
Aroclor 1016	0.50		ug/L	U	YES																
Aroclor 1221	0.50		ug/L	U	YES																
Aroclor 1232	0.50		ug/L	U	YES																
Aroclor 1242	0.50		ug/L	U	YES																
Aroclor 1248	0.50		ug/L	U	YES																
Aroclor 1254	0.50		ug/L	U	YES																

* Overall result qualifier reflects summation of qualifiers added during automated data review and any qualifiers added manually for categories not assessed by automated data review

Sample Qualification Report with Reason Codes (All Results sorted by Client Sample ID)

Client Sample ID : FWGEQUIPRINSE3-0558-GW **Lab Report Batch :** A7J110121 **Lab ID :** STLCAN

Sample Date : 10/10/2007 **Analysis Type: RES** **Sample Matrix :** AQ

Lab Sample ID: A7J110121007

Reviewed By / Date : Heather Holley 12/14/07 **Approved By / Date :**

Analyte Name	Result	Uncertainty / Error	Result Units	Lab Qual	Rep Res	Overall Qual*	Temp	HT	MB	LCS	MS	Lab Dup	Surr	Rep Limit	Moist Tot/Dis	Field QC	Tune	IC	ICV	CV / CCV	Reason Codes
Analysis Method : 8082						**Dilution: 1**															
Aroclor 1260	0.50		ug/L	U	YES																
Analysis Method : 8260B						**Dilution: 1**															
1,1,1-Trichloroethane	1.0		ug/L	U	YES																
1,1,2,2-Tetrachloroethane	1.0		ug/L	U	YES																
1,1,2-Trichloroethane	1.0		ug/L	U	YES																
1,1-Dichloroethane	1.0		ug/L	U	YES																
1,1-Dichloroethene	1.0		ug/L	U	YES																
1,2-Dibromoethane	1.0		ug/L	U	YES																
1,2-Dichloroethane	1.0		ug/L	U	YES																
1,2-Dichloroethene (total)	1.0		ug/L	U	YES																
1,2-Dichloropropane	1.0		ug/L	U	YES																
2-Butanone	24		ug/L		YES																
2-Hexanone	10		ug/L	U	YES																
4-Methyl-2-pentanone	10		ug/L	U	YES																
Acetone	14		ug/L		YES	J															RJ
Benzene	1.0		ug/L	U	YES																
Bromochloromethane	1.0		ug/L	U	YES																
Bromodichloromethane	1.0		ug/L	U	YES																
Bromoform	1.0		ug/L	U	YES																
Bromomethane	1.0		ug/L	U	YES																
Carbon disulfide	1.0		ug/L	U	YES																
Carbon tetrachloride	1.0		ug/L	U	YES																
Chlorobenzene	1.0		ug/L	U	YES																
Chloroethane	1.0		ug/L	U	YES																
Chloroform	1.0		ug/L	U	YES																
Chloromethane	1.0		ug/L	U	YES																
cis-1,2-Dichloroethene	1.0		ug/L	U	YES																
cis-1,3-Dichloropropene	1.0		ug/L	U	YES																
Dibromochloromethane	1.0		ug/L	U	YES																
Ethylbenzene	0.34		ug/L	J	YES	J								J							L
M&P-XYLENES	1.7		ug/L	J	YES	J								J							L

Project Number and Name: 030240.0005 - Ravenna GW **Library Used:** Ravenna GW

* Overall result qualifier reflects summation of qualifiers added during automated data review and any qualifiers added manually for categories not assessed by automated data review

Sample Qualification Report with Reason Codes (All Results sorted by Client Sample ID)

Client Sample ID : FWGEQUIPRINSE3-0558-GW **Lab Report Batch :** A7J110121 **Lab ID :** STLCAN

Sample Date : 10/10/2007 **Analysis Type: RES** **Sample Matrix :** AQ

Lab Sample ID: A7J110121007

Reviewed By / Date : Heather Maday 12/14/07 **Approved By / Date :**

Analyte Name	Result	Uncertainty / Error	Result Units	Lab Qual	Rep Res	Overall Qual*	Temp	HT	MB	LCS	MS	Lab Dup	Surr	Rep Limit	Moist Tot/Dis	Field QC	Tune	IC	ICV	CV / CCV	Reason Codes
Analysis Method : 8260B						**Dilution: 1**															
Methylene chloride	2.0		ug/L	U	YES																
o-Xylene	0.48		ug/L	J	YES	J								J							L
Styrene	1.0		ug/L	U	YES																
Tetrachloroethene	1.0		ug/L	U	YES																
Toluene	1.5		ug/L		YES																
TOTAL XYLENES	2.2		ug/L		YES																
trans-1,2-Dichloroethene	1.0		ug/L	U	YES																
trans-1,3-Dichloropropene	1.0		ug/L	U	YES																
Trichloroethene	1.0		ug/L	U	YES																
Vinyl chloride	1.0		ug/L	U	YES																
Analysis Method : 8270C						**Dilution: 1**															
1,2,4-Trichlorobenzene	1.0		ug/L	U	YES																
1,2-Dichlorobenzene	1.0		ug/L	U	YES																
1,3-Dichlorobenzene	1.0		ug/L	U	YES																
1,4-Dichlorobenzene	1.0		ug/L	U	YES																
2,2-OXYBIS (1-CHLOROPROPANE)	1.0		ug/L	U	YES																
2,4,5-Trichlorophenol	5.0		ug/L	U	YES																
2,4,6-Trichlorophenol	5.0		ug/L	U	YES																
2,4-Dichlorophenol	2.0		ug/L	U	YES																
2,4-Dimethylphenol	2.0		ug/L	U	YES																
2,4-Dinitrophenol	5.0		ug/L	U	YES	UJ															Pj-
2,4-Dinitrotoluene	5.0		ug/L	U	YES																
2,6-Dinitrotoluene	5.0		ug/L	U	YES																
2-Chloronaphthalene	1.0		ug/L	U	YES																
2-Chlorophenol	1.0		ug/L	U	YES																
2-Methylnaphthalene	0.20		ug/L	U	YES																
2-Methylphenol	1.0		ug/L	U	YES																
2-Nitroaniline	2.0		ug/L	U	YES																
2-Nitrophenol	2.0		ug/L	U	YES																
3,3'-Dichlorobenzidine	5.0		ug/L	U	YES																
3-Nitroaniline	2.0		ug/L	U	YES																

* Overall result qualifier reflects summation of qualifiers added during automated data review and any qualifiers added manually for categories not assessed by automated data review.

Sample Qualification Report with Reason Codes (All Results sorted by Client Sample ID)

Client Sample ID : FWGEQUIPRINSE3-0558-GW **Lab Report Batch :** A7J110121 **Lab ID :** STLCAN

Sample Date : 10/10/2007 **Analysis Type: RES** **Sample Matrix :** AQ

Lab Sample ID: A7J110121007

Reviewed By / Date : Heather McCoy 12/14/07 **Approved By / Date :**

Analyte Name	Result	Uncertainty / Error	Result Units	Lab Qual	Rep Res	Overall Qual*	Temp	HT	MB	LCS	MS	Lab Dup	Surr	Rep Limit	Moist Tot/Dis	Field QC	Tune	IC	ICV	CV / CCV	Reason Codes
Analysis Method : 8270C						**Dilution: 1**															
4,6-Dinitro-2-methylphenol	5.0		ug/L	U	YES																
4-Bromophenyl phenyl ether	2.0		ug/L	U	YES																
4-Chloro-3-methylphenol	2.0		ug/L	U	YES																
4-Chloroaniline	2.0		ug/L	U	YES																
4-Chlorophenyl phenyl ether	2.0		ug/L	U	YES																
4-Methylphenol	1.0		ug/L	U	YES																
4-Nitroanaline	2.0		ug/L	U	YES																
4-Nitrophenol	5.0		ug/L	U	YES																
Acenaphthene	0.20		ug/L	U	YES																
Acenaphthylene	0.20		ug/L	U	YES																
Anthracene	0.20		ug/L	U	YES																
Benzo(a)anthracene	0.20		ug/L	U	YES																
Benzo(a)pyrene	0.20		ug/L	U	YES																
Benzo(b)fluoranthene	0.20		ug/L	U	YES																
BENZO(G,H,I)PERYLENE	0.20		ug/L	U	YES																
Benzo(k)fluoranthene	0.20		ug/L	U	YES																
Benzoic acid	10		ug/L	U	YES	R				R											J-
Benzyl alcohol	1.2		ug/L	J	YES	J								J							L
bis(2-Chloroethoxy)methane	1.0		ug/L	U	YES																
bis(2-Chloroethyl) ether	1.0		ug/L	U	YES																
bis(2-Ethylhexyl) phthalate	1.2		ug/L	J	YES	J								J							L
Butylbenzyl Phthalate	1.0		ug/L	U	YES																
Carbazole	1.0		ug/L	U	YES																
Chrysene	0.20		ug/L	U	YES																
dibenzo(a,h)anthracene	0.20		ug/L	U	YES																
Dibenzofuran	1.0		ug/L	U	YES																
Diethyl phthalate	1.0		ug/L	U	YES																
Dimethyl phthalate	1.0		ug/L	U	YES																
Di-n-butyl phthalate	1.0		ug/L	U	YES																
Di-n-octyl phthalate	1.0		ug/L	U	YES																
Fluoranthene	0.20		ug/L	U	YES																

* Overall result qualifier reflects summation of qualifiers added during automated data review and any qualifiers added manually for categories not assessed by automated data review

Sample Qualification Report with Reason Codes (All Results sorted by Client Sample ID)

Client Sample ID : FWGEQUIPRINSE3-0558-GW **Lab Report Batch :** A7J110121 **Lab ID :** STLCAN

Sample Date : 10/10/2007 **Analysis Type: RES** **Sample Matrix :** AQ

Lab Sample ID: A7J110121007

Reviewed By / Date : Heather Malloy 12/14/07 **Approved By / Date :**

Analyte Name	Result	Uncertainty / Error	Result Units	Lab Qual	Rep Res	Overall Qual*	Temp	HT	MB	LCS	MS	Lab Dup	Surr	Rep Limit	Moist Tot/Dis	Field QC	Tune	IC	ICV	CV / CCV	Reason Codes
Analysis Method : 8270C						**Dilution: 1**															
Fluorene	0.20		ug/L	U	YES																
Hexachlorobenzene	0.20		ug/L	U	YES																
Hexachlorobutadiene	1.0		ug/L	U	YES																
Hexachlorocyclopentadiene	10		ug/L	U	YES	R				R											J-
Hexachloroethane	1.0		ug/L	U	YES																
Indeno(1,2,3-cd)pyrene	0.20		ug/L	U	YES																
Isophorone	1.0		ug/L	U	YES																
Naphthalene	0.20		ug/L	U	YES																
Nitrobenzene	1.0		ug/L	U	YES																
N-nitroso-di-n-propylamine	1.0		ug/L	U	YES																
N-Nitrosodiphenylamine	1.0		ug/L	U	YES																
Pentachlorophenol	5.0		ug/L	U	YES																
Phenanthrene	0.20		ug/L	U	YES																
Phenol	1.0		ug/L	U	YES																
Pyrene	0.20		ug/L	U	YES																
Analysis Method : 9012A						**Dilution: 1**															
Cyanide	0.010		mg/L	U	YES	R															Pj-
Analysis Method : SW8330 Modified						**Dilution: 1**															
Nitroguanidine	20		ug/L	U	YES	UJ		UJ													D-

* Overall result qualifier reflects summation of qualifiers added during automated data review and any qualifiers added manually for categories not assessed by automated data review

Sample Qualification Report with Reason Codes (All Results sorted by Client Sample ID)

Client Sample ID : FWGEQUIPRINSE3-0558-GW **Lab Report Batch :** A7J110121 **Lab ID :** STLCAN

Sample Date : 10/10/2007 **Analysis Type: RES/TOT** **Sample Matrix :** AQ

Lab Sample ID: A7J110121007

Reviewed By / Date : Heather Kelley 12/14/07 **Approved By / Date :**

Analyte Name	Result	Uncertainty / Error	Result Units	Lab Qual	Rep Res	Overall Qual*	Temp	HT	MB	LCS	MS	Lab Dup	Surr	Rep Limit	Moist Tot/Dis	Field QC	Tune	IC	ICV	CV / CCV	Reason Codes
Analysis Method : 6010B						**Dilution: 1**															
Arsenic	5.0		ug/L	U	YES																
Barium	0.72		ug/L	B	YES	J								J							L
Calcium	1000		ug/L	U	YES																
Chromium	5.0		ug/L	U	YES																
Cobalt	5.0		ug/L	U	YES																
Copper	5.0		ug/L	U	YES																
Lead	3.0		ug/L	U	YES																
Magnesium	1000		ug/L	U	YES																
Manganese	10.0		ug/L	U	YES																
Nickel	10.0		ug/L	U	YES																
Potassium	145		ug/L	B J	YES	J								J							L
Selenium	5.0		ug/L	U	YES																
Silver	5.0		ug/L	U	YES	R															Pj-
Sodium	1000		ug/L	U	YES																
Vanadium	10.0		ug/L	U	YES																
Analysis Method : 6020						**Dilution: 1**															
Aluminum	50.0		ug/L	U	YES																
Antimony	0.23		ug/L	B	YES	J								J							L
Beryllium	1.0		ug/L	U	YES																
Cadmium	0.50		ug/L	U	YES																
Iron	20.0		ug/L	U	YES																
Thallium	1.0		ug/L	U	YES																
Zinc	10.0		ug/L	U	YES																
Analysis Method : 7470A						**Dilution: 1**															
Mercury	0.20		ug/L	U	YES																

* Overall result qualifier reflects summation of qualifiers added during automated data review and any qualifiers added manually for categories not assessed by automated data review

Sample Qualification Report with Reason Codes (All Results sorted by Client Sample ID)

Client Sample ID : FWGLL12mw-186C-0533-GF **Lab Report Batch :** A7J110121 **Lab ID :** STLCAN

Sample Date : 10/10/2007 **Analysis Type: RES** **Sample Matrix :** AQ

Lab Sample ID: A7J110121025

Reviewed By / Date : Heather Medley 12/14/07 **Approved By / Date :**

Analyte Name	Result	Uncertainty / Error	Result Units	Lab Qual	Rep Res	Overall Qual*	Temp	HT	MB	LCS	MS	Lab Dup	Surr	Rep Limit	Moist Tot/Dis	Field QC	Tune	IC	ICV	CV / CCV	Reason Codes
Analysis Method : 6860						**Dilution: 1**															
Perchlorate	0.10		ug/L	U	YES																

* Overall result qualifier reflects summation of qualifiers added during automated data review and any qualifiers added manually for categories not assessed by automated data review

Sample Qualification Report with Reason Codes (All Results sorted by Client Sample ID)

Client Sample ID : FWGLL12mw-186C-0533-GF **Lab Report Batch :** A7J110121 **Lab ID :** STLCAN

Sample Date : 10/10/2007 **Analysis Type: RES/TOT** **Sample Matrix :** AQ

Lab Sample ID: A7J110121025

Reviewed By / Date : Heather Medley 2/14/08 **Approved By / Date :**

Analyte Name	Result	Uncertainty / Error	Result Units	Lab Qual	Rep Res	Overall Qual*	Temp	HT	MB	LCS	MS	Lab Dup	Surr	Rep Limit	Moist Tot/Dis	Field QC	Tune	IC	ICV	CV / CCV	Reason Codes
Analysis Method : 6010B						**Dilution: 1**															
Arsenic	5.0		ug/L	U	YES																
Barium	45.9		ug/L		YES																
Calcium	134000		ug/L		YES																
Chromium	5.0		ug/L	U	YES																
Cobalt	5.0		ug/L	U	YES																
Copper	5.0		ug/L	U	YES																
Lead	3.0		ug/L	U	YES																
Magnesium	59100		ug/L		YES																
Manganese	347		ug/L	J	YES																
Nickel	10.0		ug/L	U	YES																
Potassium	1450		ug/L	J	YES	J															Pj
Selenium	5.0		ug/L	U	YES																
Silver	5.0		ug/L	U	YES	R															Pj-
Sodium	15200		ug/L		YES																
Vanadium	10.0		ug/L	U	YES																
Analysis Method : 6020						**Dilution: 1**															
Aluminum	50.0		ug/L	U	YES																
Antimony	2.0		ug/L	U	YES																
Beryllium	1.0		ug/L	U	YES																
Cadmium	0.50		ug/L	U	YES																
Iron	861		ug/L		YES																
Thallium	1.0		ug/L	U	YES																
Zinc	4.3		ug/L	B	YES	J						J		J							L
Analysis Method : 7470A						**Dilution: 1**															
Mercury	0.20		ug/L	U	YES																

* Overall result qualifier reflects summation of qualifiers added during automated data review and any qualifiers added manually for categories not assessed by automated data review

Sample Qualification Report with Reason Codes (All Results sorted by Client Sample ID)

Client Sample ID : FWGLL12mw-186C-0533-GW **Lab Report Batch :** A7J110121 **Lab ID :** STLCAN

Sample Date : 10/10/2007 **Analysis Type: DL** **Sample Matrix :** AQ

Lab Sample ID: A7J110121024

Reviewed By / Date : Heather Medley 12/14/07 **Approved By / Date :**

Analyte Name	Result	Uncertainty / Error	Result Units	Lab Qual	Rep Res	Overall Qual*	Temp	HT	MB	LCS	MS	Lab Dup	Surr	Rep Limit	Moist Tot/Dis	Field QC	Tune	IC	ICV	CV / CCV	Reason Codes
Analysis Method : 353.2						**Dilution: 2**															
Nitrate as N (NO3-N)	0.6		mg/L		YES																
Analysis Method : 8330						**Dilution: 1.04**															
1,3,5-Trinitrobenzene	0.10		ug/L	U	YES																
1,3-Dinitrobenzene	0.10		ug/L	U	YES																
2,4,6-TNT	0.10		ug/L	U	YES																
2,4-Dinitrotoluene	0.10		ug/L	U	YES																
2,6-Dinitrotoluene	0.10		ug/L	U	YES																
2-Amino-4,6-dinitrotoluene	0.10		ug/L	U	YES																
2-Nitrotoluene	0.52		ug/L	U	YES																
3-Nitrotoluene	0.52		ug/L	U	YES																
4-Amino-2,6-Dinitrotoluene	0.10		ug/L	U	YES																
4-Nitrotoluene	0.52		ug/L	U	YES																
HMX	0.10		ug/L	U	YES																
Nitrobenzene	0.10		ug/L	U	YES																
NITROGLYCERINE	0.68		ug/L	U	YES																
Pentaerythritol Tetranitrate (PETN)	0.68		ug/L	U	YES																
RDX	0.10		ug/L	U	YES																
TETRYL	0.10		ug/L	U	YES																

* Overall result qualifier reflects summation of qualifiers added during automated data review and any qualifiers added manually for categories not assessed by automated data review

Sample Qualification Report with Reason Codes (All Results sorted by Client Sample ID)

Client Sample ID : FWGLL12mw-186C-0533-GW **Lab Report Batch :** A7J110121 **Lab ID :** STLCAN

Sample Date : 10/10/2007 **Analysis Type: RE** **Sample Matrix :** AQ

Lab Sample ID: A7J110121024

Reviewed By / Date : Heather Malley 12/14/07 **Approved By / Date :**

Analyte Name	Result	Uncertainty / Error	Result Units	Lab Qual	Rep Res	Overall Qual*	Temp	HT	MB	LCS	MS	Lab Dup	Surr	Rep Limit	Moist Tot/Dis	Field QC	Tune	IC	ICV	CV / CCV	Reason Codes
Analysis Method : 8270C						**Dilution: 1**															
1,2,4-Trichlorobenzene	1.0		ug/L	U	YES																
1,2-Dichlorobenzene	1.0		ug/L	U	YES																
1,3-Dichlorobenzene	1.0		ug/L	U	YES																
1,4-Dichlorobenzene	1.0		ug/L	U	YES																
2,2-OXYBIS (1-CHLOROPROPANE)	1.0		ug/L	U	YES																
2,4,5-Trichlorophenol	5.0		ug/L	U	YES																
2,4,6-Trichlorophenol	5.0		ug/L	U	YES																
2,4-Dichlorophenol	2.0		ug/L	U	YES																
2,4-Dimethylphenol	2.0		ug/L	U	YES																
2,4-Dinitrophenol	5.0		ug/L	U	YES																
2,4-Dinitrotoluene	5.0		ug/L	U	YES																
2,6-Dinitrotoluene	5.0		ug/L	U	YES																
2-Chloronaphthalene	1.0		ug/L	U	YES																
2-Chlorophenol	1.0		ug/L	U	YES																
2-Methylnaphthalene	0.20		ug/L	U	YES																
2-Methylphenol	1.0		ug/L	U	YES																
2-Nitroaniline	2.0		ug/L	U	YES																
2-Nitrophenol	2.0		ug/L	U	YES																
3,3'-Dichlorobenzidine	5.0		ug/L	U	YES																
3-Nitroaniline	2.0		ug/L	U	YES																
4,6-Dinitro-2-methylphenol	5.0		ug/L	U	YES																
4-Bromophenyl phenyl ether	2.0		ug/L	U	YES																
4-Chloro-3-methylphenol	2.0		ug/L	U	YES																
4-Chloroaniline	2.0		ug/L	U	YES																
4-Chlorophenyl phenyl ether	2.0		ug/L	U	YES																
4-Methylphenol	1.0		ug/L	U	YES																
4-Nitroanaline	2.0		ug/L	U	YES																
4-Nitrophenol	5.0		ug/L	U	YES																
Acenaphthene	0.20		ug/L	U	YES																
Acenaphthylene	0.20		ug/L	U	YES																
Anthracene	0.20		ug/L	U	YES																

* Overall result qualifier reflects summation of qualifiers added during automated data review and any qualifiers added manually for categories not assessed by automated data review

Sample Qualification Report with Reason Codes (All Results sorted by Client Sample ID)

Client Sample ID : FWGLL12mw-186C-0533-GW **Lab Report Batch :** A7J110121 **Lab ID :** STLCAN

Sample Date : 10/10/2007 **Analysis Type: RE** **Sample Matrix :** AQ

Lab Sample ID: A7J110121024

Reviewed By / Date : Heather Mallay 12/14/07 **Approved By / Date :**

Analyte Name	Result	Uncertainty / Error	Result Units	Lab Qual	Rep Res	Overall Qual*	Temp	HT	MB	LCS	MS	Lab Dup	Surr	Rep Limit	Moist Tot/Dis	Field QC	Tune	IC	ICV	CV / CCV	Reason Codes
Analysis Method : 8270C						**Dilution: 1**															
Benzo(a)anthracene	0.20		ug/L	U	YES																
Benzo(a)pyrene	0.20		ug/L	U	YES																
Benzo(b)fluoranthene	0.20		ug/L	U	YES																
BENZO(G,H,I)PERYLENE	0.20		ug/L	U	YES																
Benzo(k)fluoranthene	0.20		ug/L	U	YES																
Benzoic acid	10		ug/L	U	YES	UJ				UJ											K
Benzyl alcohol	5.0		ug/L	U	YES																
bis(2-Chloroethoxy)methane	1.0		ug/L	U	YES																
bis(2-Chloroethyl) ether	1.0		ug/L	U	YES																
bis(2-Ethylhexyl) phthalate	2.2		ug/L	J B	YES	J								J							L
Butylbenzyl Phthalate	1.0		ug/L	U	YES																
Carbazole	1.0		ug/L	U	YES																
Chrysene	0.20		ug/L	U	YES																
dibenzo(a,h)anthracene	0.20		ug/L	U	YES																
Dibenzofuran	1.0		ug/L	U	YES																
Diethyl phthalate	1.0		ug/L	U	YES																
Dimethyl phthalate	1.0		ug/L	U	YES																
Di-n-butyl phthalate	1.0		ug/L	U	YES																
Di-n-octyl phthalate	1.0		ug/L	U	YES																
Fluoranthene	0.20		ug/L	U	YES																
Fluorene	0.20		ug/L	U	YES																
Hexachlorobenzene	0.20		ug/L	U	YES																
Hexachlorobutadiene	1.0		ug/L	U	YES																
Hexachlorocyclopentadiene	10		ug/L	U	YES	R				R											J-
Hexachloroethane	1.0		ug/L	U	YES																
Indeno(1,2,3-cd)pyrene	0.20		ug/L	U	YES																
Isophorone	1.0		ug/L	U	YES																
Naphthalene	0.20		ug/L	U	YES																
Nitrobenzene	1.0		ug/L	U	YES																
N-nitroso-di-n-propylamine	1.0		ug/L	U	YES																
N-Nitrosodiphenylamine	1.0		ug/L	U	YES																

* Overall result qualifier reflects summation of qualifiers added during automated data review and any qualifiers added manually for categories not assessed by automated data review

Sample Qualification Report with Reason Codes (All Results sorted by Client Sample ID)

Client Sample ID : FWGLL12mw-186C-0533-GW **Lab Report Batch :** A7J110121 **Lab ID :** STLCAN

Sample Date : 10/10/2007 **Analysis Type: RE** **Sample Matrix :** AQ

Lab Sample ID: A7J110121024

Reviewed By / Date : Heather Medley 12/14/07 **Approved By / Date :**

Analyte Name	Result	Uncertainty / Error	Result Units	Lab Qual	Rep Res	Overall Qual*	Temp	HT	MB	LCS	MS	Lab Dup	Surr	Rep Limit	Moist Tot/Dis	Field QC	Tune	IC	ICV	CV / CCV	Reason Codes
Analysis Method : 8270C						**Dilution: 1**															
Pentachlorophenol	5.0		ug/L	U	YES																
Phenanthrene	0.20		ug/L	U	YES																
Phenol	1.0		ug/L	U	YES																
Pyrene	0.20		ug/L	U	YES																

* Overall result qualifier reflects summation of qualifiers added during automated data review and any qualifiers added manually for categories not assessed by automated data review

Sample Qualification Report with Reason Codes (All Results sorted by Client Sample ID)

Client Sample ID : FWGLL12mw-186C-0533-GW **Lab Report Batch :** A7J110121 **Lab ID :** STLCAN

Sample Date : 10/10/2007 **Analysis Type: RES** **Sample Matrix :** AQ

Lab Sample ID: A7J110121024

Reviewed By / Date : Heather Medley 12/14/07 **Approved By / Date :**

Analyte Name	Result	Uncertainty / Error	Result Units	Lab Qual	Rep Res	Overall Qual*	Temp	HT	MB	LCS	MS	Lab Dup	Surr	Rep Limit	Moist Tot/Dis	Field QC	Tune	IC	ICV	CV / CCV	Reason Codes
Analysis Method : 353.2 Modified						**Dilution: 1**															
Nitrocellulose	0.50		mg/L	U	YES	UJ					UJ										I
Analysis Method : 8081A						**Dilution: 1**															
4,4'-DDD	0.030		ug/L	U	YES	UJ							UJ								Pj-,G-
4,4'-DDE	0.030		ug/L	U	YES	UJ							UJ								G-
4,4'-DDT	0.030		ug/L	U	YES	UJ							UJ								G-
Aldrin	0.030		ug/L	U	YES	UJ							UJ								G-
alpha-BHC	0.030		ug/L	U	YES	UJ							UJ								G-
alpha-Chordane	0.030		ug/L	U	YES	UJ							UJ								G-
beta-BHC	0.014		ug/L	J	YES	J							J	J							L
delta-BHC	0.030		ug/L	U	YES	UJ							UJ								G-
Dieldrin	0.030		ug/L	U	YES	UJ							UJ								G-
Endosulfan I	0.025		ug/L	U	YES	UJ				UJ			UJ								G-,J-
Endosulfan II	0.025		ug/L	U	YES	UJ							UJ								G-
Endosulfan sulfate	0.030		ug/L	U	YES	UJ							UJ								G-
Endrin	0.030		ug/L	U	YES	UJ							UJ								G-
Endrin aldehyde	0.030		ug/L	U	YES	UJ							UJ								G-
Endrin ketone	0.030		ug/L	U	YES	UJ							UJ								G-
gamma-BHC	0.030		ug/L	U	YES	UJ							UJ								G-
gamma-Chlordane	0.030		ug/L	U	YES	UJ							UJ								G-
Heptachlor	0.030		ug/L	U	YES	UJ							UJ								G-
Heptachlor epoxide	0.030		ug/L	U	YES	UJ							UJ								G-
Methoxychlor	0.10		ug/L	U	YES	UJ							UJ								G-
Toxaphene	2.0		ug/L	U	YES	UJ							UJ								G-
Analysis Method : 8082						**Dilution: 1**															
Aroclor 1016	0.50		ug/L	U	YES	UJ							UJ								G-
Aroclor 1221	0.50		ug/L	U	YES	UJ							UJ								G-
Aroclor 1232	0.50		ug/L	U	YES	UJ							UJ								G-
Aroclor 1242	0.50		ug/L	U	YES	UJ							UJ								G-
Aroclor 1248	0.50		ug/L	U	YES	UJ							UJ								G-
Aroclor 1254	0.50		ug/L	U	YES	UJ							UJ								G-
Aroclor 1260	0.50		ug/L	U	YES	UJ							UJ								G-
Analysis Method : 8260B						**Dilution: 1**															

* Overall result qualifier reflects summation of qualifiers added during automated data review and any qualifiers added manually for categories not assessed by automated data review

Sample Qualification Report with Reason Codes (All Results sorted by Client Sample ID)

Client Sample ID : FWGLL12mw-186C-0533-GW **Lab Report Batch :** A7J110121 **Lab ID :** STLCAN

Sample Date : 10/10/2007 **Analysis Type: RES** **Sample Matrix :** AQ

Lab Sample ID: A7J110121024

Reviewed By / Date : Heather Reddy 12/14/07 **Approved By / Date :**

Analyte Name	Result	Uncertainty / Error	Result Units	Lab Qual	Rep Res	Overall Qual*	Temp	HT	MB	LCS	MS	Lab Dup	Surr	Rep Limit	Moist Tot/Dis	Field QC	Tune	IC	ICV	CV / CCV	Reason Codes
Analysis Method : 8260B						**Dilution: 1**															
1,1,1-Trichloroethane	1.0		ug/L	U	YES																
1,1,2,2-Tetrachloroethane	1.0		ug/L	U	YES																
1,1,2-Trichloroethane	1.0		ug/L	U	YES																
1,1-Dichloroethane	1.0		ug/L	U	YES																
1,1-Dichloroethene	1.0		ug/L	U	YES																
1,2-Dibromoethane	1.0		ug/L	U	YES																
1,2-Dichloroethane	1.0		ug/L	U	YES																
1,2-Dichloroethene (total)	1.0		ug/L	U	YES																
1,2-Dichloropropane	1.0		ug/L	U	YES																
2-Butanone	10		ug/L	U	YES																
2-Hexanone	10		ug/L	U	YES																
4-Methyl-2-pentanone	10		ug/L	U	YES																
Acetone	10		ug/L	U	YES																
Benzene	1.0		ug/L	U	YES																
Bromochloromethane	1.0		ug/L	U	YES																
Bromodichloromethane	1.0		ug/L	U	YES																
Bromoform	1.0		ug/L	U	YES																
Bromomethane	1.0		ug/L	U	YES																
Carbon disulfide	1.0		ug/L	U	YES																
Carbon tetrachloride	1.0		ug/L	U	YES																
Chlorobenzene	1.0		ug/L	U	YES																
Chloroethane	1.0		ug/L	U	YES																
Chloroform	1.0		ug/L	U	YES																
Chloromethane	1.0		ug/L	U	YES																
cis-1,2-Dichloroethene	1.0		ug/L	U	YES																
cis-1,3-Dichloropropene	1.0		ug/L	U	YES																
Dibromochloromethane	1.0		ug/L	U	YES																
Ethylbenzene	1.0		ug/L	U	YES																
M&P-XYLENES	2.0		ug/L	U	YES																
Methylene chloride	2.0		ug/L	U	YES																
o-Xylene	1.0		ug/L	U	YES																

* Overall result qualifier reflects summation of qualifiers added during automated data review and any qualifiers added manually for categories not assessed by automated data review

Sample Qualification Report with Reason Codes (All Results sorted by Client Sample ID)

Client Sample ID : FWGLL12mw-186C-0533-GW **Lab Report Batch :** A7J110121 **Lab ID :** STLCAN

Sample Date : 10/10/2007 **Analysis Type: RES** **Sample Matrix :** AQ

Lab Sample ID: A7J110121024

Reviewed By / Date : Heather Kelley 12/14/07 **Approved By / Date :**

Analyte Name	Result	Uncertainty / Error	Result Units	Lab Qual	Rep Res	Overall Qual*	Temp	HT	MB	LCS	MS	Lab Dup	Surr	Rep Limit	Moist Tot/Dis	Field QC	Tune	IC	ICV	CV / CCV	Reason Codes
Analysis Method : 8260B						**Dilution: 1**															
Styrene	1.0		ug/L	U	YES																
Tetrachloroethene	1.0		ug/L	U	YES																
Toluene	1.0		ug/L	U	YES																
TOTAL XYLENES	2.0		ug/L	U	YES																
trans-1,2-Dichloroethene	1.0		ug/L	U	YES																
trans-1,3-Dichloropropene	1.0		ug/L	U	YES																
Trichloroethene	1.0		ug/L	U	YES																
Vinyl chloride	1.0		ug/L	U	YES																
Analysis Method : 9012A						**Dilution: 1**															
Cyanide	0.010		mg/L	U	YES																
Analysis Method : SW8330 Modified						**Dilution: 1**															
Nitroguanidine	20		ug/L	U	YES	UJ		UJ													D-

* Overall result qualifier reflects summation of qualifiers added during automated data review and any qualifiers added manually for categories not assessed by automated data review

Sample Qualification Report with Reason Codes (All Results sorted by Client Sample ID)

Client Sample ID : FWGLL12mw-187C-0534-GF **Lab Report Batch :** A7J110121 **Lab ID :** STLCAN

Sample Date : 10/10/2007 **Analysis Type: RES** **Sample Matrix :** AQ

Lab Sample ID: A7J110121023

Reviewed By / Date : Heather McKay 12/14/07 **Approved By / Date :**

Analyte Name	Result	Uncertainty / Error	Result Units	Lab Qual	Rep Res	Overall Qual*	Temp	HT	MB	LCS	MS	Lab Dup	Surr	Rep Limit	Moist Tot/Dis	Field QC	Tune	IC	ICV	CV / CCV	Reason Codes
Analysis Method : 6860						**Dilution: 1**															
Perchlorate	0.025		ug/L	J	YES	J								J							L

* Overall result qualifier reflects summation of qualifiers added during automated data review and any qualifiers added manually for categories not assessed by automated data review

Sample Qualification Report with Reason Codes (All Results sorted by Client Sample ID)

Client Sample ID : FWGLL12mw-187C-0534-GW **Lab Report Batch :** A7J110121 **Lab ID :** STLCAN

Sample Date : 10/10/2007 **Analysis Type: DL** **Sample Matrix :** AQ

Lab Sample ID: A7J110121022

Reviewed By / Date : Heather Medley 12/14/07 **Approved By / Date :**

Analyte Name	Result	Uncertainty / Error	Result Units	Lab Qual	Rep Res	Overall Qual*	Temp	HT	MB	LCS	MS	Lab Dup	Surr	Rep Limit	Moist Tot/Dis	Field QC	Tune	IC	ICV	CV / CCV	Reason Codes
Analysis Method : 353.2						**Dilution: 2500**															
Nitrate as N (NO3-N)	1600		mg/L		YES																

* Overall result qualifier reflects summation of qualifiers added during automated data review and any qualifiers added manually for categories not assessed by automated data review

Sample Qualification Report with Reason Codes (All Results sorted by Client Sample ID)

Client Sample ID : FWGTEAM1-TRIP **Lab Report Batch :** A7J110121 **Lab ID :** STLCAN

Sample Date : 10/10/2007 **Analysis Type: RES** **Sample Matrix :** AQ

Lab Sample ID: A7J110121008

Reviewed By / Date : Heather Medley 12/14/07 **Approved By / Date :**

Analyte Name	Result	Uncertainty / Error	Result Units	Lab Qual	Rep Res	Overall Qual*	Temp	HT	MB	LCS	MS	Lab Dup	Surr	Rep Limit	Moist Tot/Dis	Field QC	Tune	IC	ICV	CV / CCV	Reason Codes
Analysis Method : 8260B						**Dilution: 1**															
1,1,1-Trichloroethane	1.0		ug/L	U	YES																
1,1,2,2-Tetrachloroethane	1.0		ug/L	U	YES																
1,1,2-Trichloroethane	1.0		ug/L	U	YES																
1,1-Dichloroethane	1.0		ug/L	U	YES																
1,1-Dichloroethene	1.0		ug/L	U	YES																
1,2-Dibromoethane	1.0		ug/L	U	YES																
1,2-Dichloroethane	1.0		ug/L	U	YES																
1,2-Dichloroethene (total)	1.0		ug/L	U	YES																
1,2-Dichloropropane	1.0		ug/L	U	YES																
2-Butanone	10		ug/L	U	YES																
2-Hexanone	10		ug/L	U	YES																
4-Methyl-2-pentanone	10		ug/L	U	YES																
Acetone	4.0		ug/L	J	YES	J								J							L
Benzene	1.0		ug/L	U	YES																
Bromochloromethane	1.0		ug/L	U	YES																
Bromodichloromethane	1.0		ug/L	U	YES																
Bromoform	1.0		ug/L	U	YES																
Bromomethane	1.0		ug/L	U	YES																
Carbon disulfide	1.0		ug/L	U	YES																
Carbon tetrachloride	1.0		ug/L	U	YES																
Chlorobenzene	1.0		ug/L	U	YES																
Chloroethane	1.0		ug/L	U	YES																
Chloroform	1.0		ug/L	U	YES																
Chloromethane	1.0		ug/L	U	YES																
cis-1,2-Dichloroethene	1.0		ug/L	U	YES																
cis-1,3-Dichloropropene	1.0		ug/L	U	YES																
Dibromochloromethane	1.0		ug/L	U	YES																
Ethylbenzene	1.0		ug/L	U	YES																
M&P-XYLENES	2.0		ug/L	U	YES																
Methylene chloride	0.55		ug/L	J	YES	J								J							L
o-Xylene	1.0		ug/L	U	YES																

* Overall result qualifier reflects summation of qualifiers added during automated data review and any qualifiers added manually for categories not assessed by automated data review

Sample Qualification Report with Reason Codes (All Results sorted by Client Sample ID)

Client Sample ID : FWGTEAM1-TRIP
Lab Report Batch : A7J110121
Lab ID : STLCAN
Sample Date : 10/10/2007
Analysis Type: RES
Sample Matrix : AQ
Lab Sample ID: A7J110121008

Reviewed By / Date : Heather Medley 12/14/07
Approved By / Date :

Analyte Name	Result	Uncertainty / Error	Result Units	Lab Qual	Rep Res	Overall Qual*	Temp	HT	MB	LCS	MS	Lab Dup	Surr	Rep Limit	Moist Tot/Dis	Field QC	Tune	IC	ICV	CV / CCV	Reason Codes
Analysis Method : 8260B						**Dilution: 1**															
Styrene	1.0		ug/L	U	YES																
Tetrachloroethene	1.0		ug/L	U	YES																
Toluene	1.0		ug/L	U	YES																
TOTAL XYLENES	2.0		ug/L	U	YES																
trans-1,2-Dichloroethene	1.0		ug/L	U	YES																
trans-1,3-Dichloropropene	1.0		ug/L	U	YES																
Trichloroethene	1.0		ug/L	U	YES																
Vinyl chloride	1.0		ug/L	U	YES																

* Overall result qualifier reflects summation of qualifiers added during automated data review and any qualifiers added manually for categories not assessed by automated data review

Sample Qualification Report with Reason Codes (All Results sorted by Client Sample ID)

Client Sample ID : FWGTEAM2-TRIP **Lab Report Batch :** A7J110121 **Lab ID :** STLCAN

Sample Date : 10/10/2007 **Analysis Type: RES** **Sample Matrix :** AQ

Lab Sample ID: A7J110121028

Reviewed By / Date : Heather Medley 12/14/07 **Approved By / Date :**

Analyte Name	Result	Uncertainty / Error	Result Units	Lab Qual	Rep Res	Overall Qual*	Temp	HT	MB	LCS	MS	Lab Dup	Surr	Rep Limit	Moist Tot/Dis	Field QC	Tune	IC	ICV	CV / CCV	Reason Codes
Analysis Method : 8260B						**Dilution: 1**															
1,1,1-Trichloroethane	1.0		ug/L	U	YES																
1,1,2,2-Tetrachloroethane	1.0		ug/L	U	YES																
1,1,2-Trichloroethane	1.0		ug/L	U	YES																
1,1-Dichloroethane	1.0		ug/L	U	YES																
1,1-Dichloroethene	1.0		ug/L	U	YES																
1,2-Dibromoethane	1.0		ug/L	U	YES																
1,2-Dichloroethane	1.0		ug/L	U	YES																
1,2-Dichloroethene (total)	1.0		ug/L	U	YES																
1,2-Dichloropropane	1.0		ug/L	U	YES																
2-Butanone	10		ug/L	U	YES																
2-Hexanone	10		ug/L	U	YES																
4-Methyl-2-pentanone	10		ug/L	U	YES																
Acetone	3.9		ug/L	J	YES	J								J							L
Benzene	1.0		ug/L	U	YES																
Bromochloromethane	1.0		ug/L	U	YES																
Bromodichloromethane	1.0		ug/L	U	YES																
Bromoform	1.0		ug/L	U	YES																
Bromomethane	1.0		ug/L	U	YES																
Carbon disulfide	1.0		ug/L	U	YES																
Carbon tetrachloride	1.0		ug/L	U	YES																
Chlorobenzene	1.0		ug/L	U	YES																
Chloroethane	1.0		ug/L	U	YES																
Chloroform	1.0		ug/L	U	YES																
Chloromethane	1.0		ug/L	U	YES																
cis-1,2-Dichloroethene	1.0		ug/L	U	YES																
cis-1,3-Dichloropropene	1.0		ug/L	U	YES																
Dibromochloromethane	1.0		ug/L	U	YES																
Ethylbenzene	1.0		ug/L	U	YES																
M&P-XYLENES	2.0		ug/L	U	YES																
Methylene chloride	0.61		ug/L	J	YES	J								J							L
o-Xylene	1.0		ug/L	U	YES																

* Overall result qualifier reflects summation of qualifiers added during automated data review and any qualifiers added manually for categories not assessed by automated data review

Sample Qualification Report with Reason Codes (All Results sorted by Client Sample ID)

Client Sample ID : FWGTEAM2-TRIP **Lab Report Batch :** A7J110121 **Lab ID :** STLCAN

Sample Date : 10/10/2007 **Analysis Type: RES** **Sample Matrix :** AQ

Lab Sample ID: A7J110121028

Reviewed By / Date : Heather Medley 12/14/07 **Approved By / Date :**

Analyte Name	Result	Uncertainty / Error	Result Units	Lab Qual	Rep Res	Overall Qual*	Temp	HT	MB	LCS	MS	Lab Dup	Surr	Rep Limit	Moist Tot/Dis	Field QC	Tune	IC	ICV	CV / CCV	Reason Codes
Analysis Method : 8260B						**Dilution: 1**															
Styrene	1.0		ug/L	U	YES																
Tetrachloroethene	1.0		ug/L	U	YES																
Toluene	1.0		ug/L	U	YES																
TOTAL XYLENES	2.0		ug/L	U	YES																
trans-1,2-Dichloroethene	1.0		ug/L	U	YES																
trans-1,3-Dichloropropene	1.0		ug/L	U	YES																
Trichloroethene	1.0		ug/L	U	YES																
Vinyl chloride	1.0		ug/L	U	YES																

* Overall result qualifier reflects summation of qualifiers added during automated data review and any qualifiers added manually for categories not assessed by automated data review

Sample Qualification Report with Reason Codes (All Results sorted by Client Sample ID)

Client Sample ID : FWGTEAM3-TRIP **Lab Report Batch :** A7J110121 **Lab ID :** STLCAN

Sample Date : 10/10/2007 **Analysis Type: RES** **Sample Matrix :** AQ

Lab Sample ID: A7J110121015

Reviewed By / Date : Heather McCoy 12/14/07 **Approved By / Date :**

Analyte Name	Result	Uncertainty / Error	Result Units	Lab Qual	Rep Res	Overall Qual*	Temp	HT	MB	LCS	MS	Lab Dup	Surr	Rep Limit	Moist Tot/Dis	Field QC	Tune	IC	ICV	CV / CCV	Reason Codes
Analysis Method : 8260B						**Dilution: 1**															
1,1,1-Trichloroethane	1.0		ug/L	U	YES																
1,1,2,2-Tetrachloroethane	1.0		ug/L	U	YES																
1,1,2-Trichloroethane	1.0		ug/L	U	YES																
1,1-Dichloroethane	1.0		ug/L	U	YES																
1,1-Dichloroethene	1.0		ug/L	U	YES																
1,2-Dibromoethane	1.0		ug/L	U	YES																
1,2-Dichloroethane	1.0		ug/L	U	YES																
1,2-Dichloroethene (total)	1.0		ug/L	U	YES																
1,2-Dichloropropane	1.0		ug/L	U	YES																
2-Butanone	10		ug/L	U	YES																
2-Hexanone	10		ug/L	U	YES																
4-Methyl-2-pentanone	10		ug/L	U	YES																
Acetone	3.9		ug/L	J	YES	J								J							L
Benzene	1.0		ug/L	U	YES																
Bromochloromethane	1.0		ug/L	U	YES																
Bromodichloromethane	1.0		ug/L	U	YES																
Bromoform	1.0		ug/L	U	YES																
Bromomethane	1.0		ug/L	U	YES																
Carbon disulfide	1.0		ug/L	U	YES																
Carbon tetrachloride	1.0		ug/L	U	YES																
Chlorobenzene	1.0		ug/L	U	YES																
Chloroethane	1.0		ug/L	U	YES																
Chloroform	1.0		ug/L	U	YES																
Chloromethane	1.0		ug/L	U	YES																
cis-1,2-Dichloroethene	1.0		ug/L	U	YES																
cis-1,3-Dichloropropene	1.0		ug/L	U	YES																
Dibromochloromethane	1.0		ug/L	U	YES																
Ethylbenzene	1.0		ug/L	U	YES																
M&P-XYLENES	2.0		ug/L	U	YES																
Methylene chloride	0.52		ug/L	J	YES	J								J							L
o-Xylene	1.0		ug/L	U	YES																

* Overall result qualifier reflects summation of qualifiers added during automated data review and any qualifiers added manually for categories not assessed by automated data review

Sample Qualification Report with Reason Codes (All Results sorted by Client Sample ID)

Client Sample ID : FWGTEAM3-TRIP **Lab Report Batch :** A7J110121 **Lab ID :** STLCAN

Sample Date : 10/10/2007 **Analysis Type: RES** **Sample Matrix :** AQ

Lab Sample ID: A7J110121015

Reviewed By / Date : Heather Medley 12/14/07 **Approved By / Date :**

Analyte Name	Result	Uncertainty / Error	Result Units	Lab Qual	Rep Res	Overall Qual*	Temp	HT	MB	LCS	MS	Lab Dup	Surr	Rep Limit	Moist Tot/Dis	Field QC	Tune	IC	ICV	CV / CCV	Reason Codes
Analysis Method : 8260B						**Dilution: 1**															
Styrene	1.0		ug/L	U	YES																
Tetrachloroethene	1.0		ug/L	U	YES																
Toluene	1.0		ug/L	U	YES																
TOTAL XYLENES	2.0		ug/L	U	YES																
trans-1,2-Dichloroethene	1.0		ug/L	U	YES																
trans-1,3-Dichloropropene	1.0		ug/L	U	YES																
Trichloroethene	1.0		ug/L	U	YES																
Vinyl chloride	1.0		ug/L	U	YES																

* Overall result qualifier reflects summation of qualifiers added during automated data review and any qualifiers added manually for categories not assessed by automated data review

Sample Qualification Report with Reason Codes (All Results sorted by Client Sample ID)

Client Sample ID : FWGWBGmw-006C-0548-GF **Lab Report Batch :** A7J110121 **Lab ID :** STLCAN

Sample Date : 10/10/2007 **Analysis Type: RES** **Sample Matrix :** AQ

Lab Sample ID: A7J110121010

Reviewed By / Date : Heather McDeey 12/14/07 **Approved By / Date :**

Analyte Name	Result	Uncertainty / Error	Result Units	Lab Qual	Rep Res	Overall Qual*	Temp	HT	MB	LCS	MS	Lab Dup	Surr	Rep Limit	Moist Tot/Dis	Field QC	Tune	IC	ICV	CV / CCV	Reason Codes
Analysis Method : 6860						**Dilution: 1**															
Perchlorate	0.032		ug/L	J	YES	J								J					J		L, J

* Overall result qualifier reflects summation of qualifiers added during automated data review and any qualifiers added manually for categories not assessed by automated data review

Sample Qualification Report with Reason Codes (All Results sorted by Client Sample ID)

Client Sample ID : FWGWBGmw-006C-0548-GF **Lab Report Batch :** A7J110121 **Lab ID :** STLCAN

Sample Date : 10/10/2007 **Analysis Type: RES/TOT** **Sample Matrix :** AQ

Lab Sample ID: A7J110121010

Reviewed By / Date : Heather McCoy 12/14/07 **Approved By / Date :**

Analyte Name	Result	Uncertainty / Error	Result Units	Lab Qual	Rep Res	Overall Qual*	Temp	HT	MB	LCS	MS	Lab Dup	Surr	Rep Limit	Moist Tot/Dis	Field QC	Tune	IC	ICV	CV / CCV	Reason Codes
Analysis Method : 6010B						**Dilution: 1**															
Arsenic	5.0		ug/L	U	YES																
Barium	24.1		ug/L		YES																
Calcium	64400		ug/L		YES																
Chromium	5.0		ug/L	U	YES																
Cobalt	5.0		ug/L	U	YES																
Copper	5.0		ug/L	U	YES																
Lead	3.0		ug/L	U	YES																
Magnesium	21300		ug/L		YES																
Manganese	56.0		ug/L	J	YES																
Nickel	10.0		ug/L	U	YES																
Potassium	820		ug/L	B J	YES	J								J							L
Selenium	5.0		ug/L	U	YES																
Silver	5.0		ug/L	U	YES	R															Pj-
Sodium	5970		ug/L		YES																
Vanadium	10.0		ug/L	U	YES																
Analysis Method : 6020						**Dilution: 1**															
Aluminum	50.0		ug/L	U	YES																
Antimony	2.0		ug/L	U	YES																
Beryllium	1.0		ug/L	U	YES																
Cadmium	0.50		ug/L	U	YES																
Iron	193		ug/L		YES																
Thallium	1.0		ug/L	U	YES																
Zinc	10.0		ug/L	U	YES																
Analysis Method : 7470A						**Dilution: 1**															
Mercury	0.20		ug/L	U	YES																

* Overall result qualifier reflects summation of qualifiers added during automated data review and any qualifiers added manually for categories not assessed by automated data review

Sample Qualification Report with Reason Codes (All Results sorted by Client Sample ID)

Client Sample ID : FWGWBGmw-006C-0548-GW **Lab Report Batch :** A7J110121 **Lab ID :** STLCAN

Sample Date : 10/10/2007 **Analysis Type: DL** **Sample Matrix :** AQ

Lab Sample ID: A7J110121009

Reviewed By / Date : Heather Medley 12/14/07 **Approved By / Date :**

Analyte Name	Result	Uncertainty / Error	Result Units	Lab Qual	Rep Res	Overall Qual*	Temp	HT	MB	LCS	MS	Lab Dup	Surr	Rep Limit	Moist Tot/Dis	Field QC	Tune	IC	ICV	CV / CCV	Reason Codes
Analysis Method : 8330						**Dilution: 5.03**															
1,3,5-Trinitrobenzene	0.50		ug/L	U	YES																
1,3-Dinitrobenzene	0.50		ug/L	U	YES																
2,4,6-TNT	0.50		ug/L	U	YES																
2,4-Dinitrotoluene	0.50		ug/L	U	YES																
2,6-Dinitrotoluene	0.50		ug/L	U	YES																
2-Amino-4,6-dinitrotoluene	0.50		ug/L	U	YES																
2-Nitrotoluene	2.5		ug/L	U	YES																
3-Nitrotoluene	2.5		ug/L	U	YES																
4-Amino-2,6-Dinitrotoluene	0.50		ug/L	U	YES																
4-Nitrotoluene	2.5		ug/L	U	YES																
HMX	13		ug/L		YES																
Nitrobenzene	0.50		ug/L	U	YES																
NITROGLYCERINE	3.3		ug/L	U	YES																
Pentaerythritol Tetranitrate (PETN)	3.3		ug/L	U	YES																
RDX	58		ug/L		YES																
TETRYL	0.50		ug/L	U	YES																

* Overall result qualifier reflects summation of qualifiers added during automated data review and any qualifiers added manually for categories not assessed by automated data review

Sample Qualification Report with Reason Codes (All Results sorted by Client Sample ID)

Client Sample ID : FWGWBGmw-006C-0548-GW **Lab Report Batch :** A7J110121 **Lab ID :** STLCAN

Sample Date : 10/10/2007 **Analysis Type: RES** **Sample Matrix :** AQ

Lab Sample ID: A7J110121009

Reviewed By / Date : Heather Mulloy 12/14/07 **Approved By / Date :**

Analyte Name	Result	Uncertainty / Error	Result Units	Lab Qual	Rep Res	Overall Qual*	Temp	HT	MB	LCS	MS	Lab Dup	Surr	Rep Limit	Moist Tot/Dis	Field QC	Tune	IC	ICV	CV / CCV	Reason Codes
Analysis Method : 353.2 Modified						**Dilution: 1**															
Nitrocellulose	0.50		mg/L	U	YES	UJ					UJ										I
Analysis Method : 8081A						**Dilution: 1**															
4,4'-DDD	0.030		ug/L	U	YES	UJ															Pj-
4,4'-DDE	0.030		ug/L	U	YES																
4,4'-DDT	0.030		ug/L	U	YES																
Aldrin	0.030		ug/L	U	YES																
alpha-BHC	0.030		ug/L	U	YES																
alpha-Chordane	0.030		ug/L	U	YES																
beta-BHC	0.030		ug/L	U	YES																
delta-BHC	0.030		ug/L	U	YES																
Dieldrin	0.030		ug/L	U	YES																
Endosulfan I	0.025		ug/L	U	YES	UJ				UJ											J-
Endosulfan II	0.025		ug/L	U	YES																
Endosulfan sulfate	0.030		ug/L	U	YES																
Endrin	0.030		ug/L	U	YES																
Endrin aldehyde	0.030		ug/L	U	YES																
Endrin ketone	0.030		ug/L	U	YES																
gamma-BHC	0.030		ug/L	U	YES																
gamma-Chlordane	0.030		ug/L	U	YES																
Heptachlor	0.030		ug/L	U	YES																
Heptachlor epoxide	0.030		ug/L	U	YES																
Methoxychlor	0.10		ug/L	U	YES																
Toxaphene	2.0		ug/L	U	YES																
Analysis Method : 8082						**Dilution: 1**															
Aroclor 1016	0.50		ug/L	U	YES																
Aroclor 1221	0.50		ug/L	U	YES																
Aroclor 1232	0.50		ug/L	U	YES																
Aroclor 1242	0.50		ug/L	U	YES																
Aroclor 1248	0.50		ug/L	U	YES																
Aroclor 1254	0.50		ug/L	U	YES																
Aroclor 1260	0.50		ug/L	U	YES																
Analysis Method : 8260B						**Dilution: 1**															

* Overall result qualifier reflects summation of qualifiers added during automated data review and any qualifiers added manually for categories not assessed by automated data review

Sample Qualification Report with Reason Codes (All Results sorted by Client Sample ID)

Client Sample ID : FWGWBGmw-006C-0548-GW **Lab Report Batch :** A7J110121 **Lab ID :** STLCAN

Sample Date : 10/10/2007 **Analysis Type: RES** **Sample Matrix :** AQ

Lab Sample ID: A7J110121009

Reviewed By / Date : Heather Mallory 12/14/07 **Approved By / Date :**

Analyte Name	Result	Uncertainty / Error	Result Units	Lab Qual	Rep Res	Overall Qual*	Temp	HT	MB	LCS	MS	Lab Dup	Surr	Rep Limit	Moist Tot/Dis	Field QC	Tune	IC	ICV	CV / CCV	Reason Codes
Analysis Method : 8260B						**Dilution: 1**															
1,1,1-Trichloroethane	1.0		ug/L	U	YES																
1,1,2,2-Tetrachloroethane	1.0		ug/L	U	YES																
1,1,2-Trichloroethane	1.0		ug/L	U	YES																
1,1-Dichloroethane	1.0		ug/L	U	YES																
1,1-Dichloroethene	1.0		ug/L	U	YES																
1,2-Dibromoethane	1.0		ug/L	U	YES																
1,2-Dichloroethane	1.0		ug/L	U	YES																
1,2-Dichloroethene (total)	1.0		ug/L	U	YES																
1,2-Dichloropropane	1.0		ug/L	U	YES																
2-Butanone	10		ug/L	U	YES																
2-Hexanone	10		ug/L	U	YES																
4-Methyl-2-pentanone	10		ug/L	U	YES																
Acetone	10		ug/L	U	YES																
Benzene	1.0		ug/L	U	YES																
Bromochloromethane	1.0		ug/L	U	YES																
Bromodichloromethane	1.0		ug/L	U	YES																
Bromoform	1.0		ug/L	U	YES																
Bromomethane	1.0		ug/L	U	YES																
Carbon disulfide	1.0		ug/L	U	YES																
Carbon tetrachloride	1.0		ug/L	U	YES																
Chlorobenzene	1.0		ug/L	U	YES																
Chloroethane	1.0		ug/L	U	YES																
Chloroform	1.0		ug/L	U	YES																
Chloromethane	1.0		ug/L	U	YES																
cis-1,2-Dichloroethene	1.0		ug/L	U	YES																
cis-1,3-Dichloropropene	1.0		ug/L	U	YES																
Dibromochloromethane	1.0		ug/L	U	YES																
Ethylbenzene	1.0		ug/L	U	YES																
M&P-XYLENES	2.0		ug/L	U	YES																
Methylene chloride	2.0		ug/L	U	YES																
o-Xylene	1.0		ug/L	U	YES																

* Overall result qualifier reflects summation of qualifiers added during automated data review and any qualifiers added manually for categories not assessed by automated data review

Sample Qualification Report with Reason Codes (All Results sorted by Client Sample ID)

Client Sample ID : FWGWBGmw-006C-0548-GW **Lab Report Batch :** A7J110121 **Lab ID :** STLCAN

Sample Date : 10/10/2007 **Analysis Type: RES** **Sample Matrix :** AQ

Lab Sample ID: A7J110121009

Reviewed By / Date : Heather McCoy 12/14/07 **Approved By / Date :**

Analyte Name	Result	Uncertainty / Error	Result Units	Lab Qual	Rep Res	Overall Qual*	Temp	HT	MB	LCS	MS	Lab Dup	Surr	Rep Limit	Moist Tot/Dis	Field QC	Tune	IC	ICV	CV / CCV	Reason Codes
Analysis Method : 8260B						**Dilution: 1**															
Styrene	1.0		ug/L	U	YES																
Tetrachloroethene	1.0		ug/L	U	YES																
Toluene	1.0		ug/L	U	YES																
TOTAL XYLENES	2.0		ug/L	U	YES																
trans-1,2-Dichloroethene	1.0		ug/L	U	YES																
trans-1,3-Dichloropropene	1.0		ug/L	U	YES																
Trichloroethene	1.0		ug/L	U	YES																
Vinyl chloride	1.0		ug/L	U	YES																
Analysis Method : 8270C						**Dilution: 1**															
1,2,4-Trichlorobenzene	1.0		ug/L	U	YES																
1,2-Dichlorobenzene	1.0		ug/L	U	YES																
1,3-Dichlorobenzene	1.0		ug/L	U	YES																
1,4-Dichlorobenzene	1.0		ug/L	U	YES																
2,2-OXYBIS (1-CHLOROPROPANE)	1.0		ug/L	U	YES																
2,4,5-Trichlorophenol	5.0		ug/L	U	YES																
2,4,6-Trichlorophenol	5.0		ug/L	U	YES																
2,4-Dichlorophenol	2.0		ug/L	U	YES																
2,4-Dimethylphenol	2.0		ug/L	U	YES																
2,4-Dinitrophenol	5.0		ug/L	U	YES	UJ															Pj-
2,4-Dinitrotoluene	5.0		ug/L	U	YES																
2,6-Dinitrotoluene	5.0		ug/L	U	YES																
2-Chloronaphthalene	1.0		ug/L	U	YES																
2-Chlorophenol	1.0		ug/L	U	YES																
2-Methylnaphthalene	0.20		ug/L	U	YES																
2-Methylphenol	1.0		ug/L	U	YES																
2-Nitroaniline	2.0		ug/L	U	YES																
2-Nitrophenol	2.0		ug/L	U	YES																
3,3'-Dichlorobenzidine	5.0		ug/L	U	YES																
3-Nitroaniline	2.0		ug/L	U	YES																
4,6-Dinitro-2-methylphenol	5.0		ug/L	U	YES																
4-Bromophenyl phenyl ether	2.0		ug/L	U	YES																

* Overall result qualifier reflects summation of qualifiers added during automated data review and any qualifiers added manually for categories not assessed by automated data review

Sample Qualification Report with Reason Codes (All Results sorted by Client Sample ID)

Client Sample ID : FWGWBGmw-006C-0548-GW **Lab Report Batch :** A7J110121 **Lab ID :** STLCAN

Sample Date : 10/10/2007 **Analysis Type: RES** **Sample Matrix :** AQ

Lab Sample ID: A7J110121009

Reviewed By / Date : Heather Medley 12/14/07 **Approved By / Date :**

Analyte Name	Result	Uncertainty / Error	Result Units	Lab Qual	Rep Res	Overall Qual*	Temp	HT	MB	LCS	MS	Lab Dup	Surr	Rep Limit	Moist Tot/Dis	Field QC	Tune	IC	ICV	CV / CCV	Reason Codes
Analysis Method : 8270C						**Dilution: 1**															
4-Chloro-3-methylphenol	2.0		ug/L	U	YES																
4-Chloroaniline	2.0		ug/L	U	YES																
4-Chlorophenyl phenyl ether	2.0		ug/L	U	YES																
4-Methylphenol	1.0		ug/L	U	YES																
4-Nitroanaline	2.0		ug/L	U	YES																
4-Nitrophenol	5.0		ug/L	U	YES																
Acenaphthene	0.20		ug/L	U	YES																
Acenaphthylene	0.20		ug/L	U	YES																
Anthracene	0.20		ug/L	U	YES																
Benzo(a)anthracene	0.20		ug/L	U	YES																
Benzo(a)pyrene	0.20		ug/L	U	YES																
Benzo(b)fluoranthene	0.20		ug/L	U	YES																
BENZO(G,H,I)PERYLENE	0.20		ug/L	U	YES																
Benzo(k)fluoranthene	0.20		ug/L	U	YES																
Benzoic acid	10		ug/L	U	YES	R				R											J-
Benzyl alcohol	5.0		ug/L	U	YES																
bis(2-Chloroethoxy)methane	1.0		ug/L	U	YES																
bis(2-Chloroethyl) ether	1.0		ug/L	U	YES																
bis(2-Ethylhexyl) phthalate	10		ug/L	U	YES																
Butylbenzyl Phthalate	1.0		ug/L	U	YES																
Carbazole	1.0		ug/L	U	YES																
Chrysene	0.20		ug/L	U	YES																
dibenzo(a,h)anthracene	0.20		ug/L	U	YES																
Dibenzofuran	1.0		ug/L	U	YES																
Diethyl phthalate	1.0		ug/L	U	YES																
Dimethyl phthalate	1.0		ug/L	U	YES																
Di-n-butyl phthalate	1.0		ug/L	U	YES																
Di-n-octyl phthalate	1.0		ug/L	U	YES																
Fluoranthene	0.20		ug/L	U	YES																
Fluorene	0.20		ug/L	U	YES																
Hexachlorobenzene	0.20		ug/L	U	YES																

* Overall result qualifier reflects summation of qualifiers added during automated data review and any qualifiers added manually for categories not assessed by automated data review

Sample Qualification Report with Reason Codes (All Results sorted by Client Sample ID)

Client Sample ID : FWGWBGmw-006C-0548-GW **Lab Report Batch :** A7J110121 **Lab ID :** STLCAN

Sample Date : 10/10/2007 **Analysis Type: RES** **Sample Matrix :** AQ

Lab Sample ID: A7J110121009

Reviewed By / Date : Heather Medley 12/14/07 **Approved By / Date :**

Analyte Name	Result	Uncertainty / Error	Result Units	Lab Qual	Rep Res	Overall Qual*	Temp	HT	MB	LCS	MS	Lab Dup	Surr	Rep Limit	Moist Tot/Dis	Field QC	Tune	IC	ICV	CV / CCV	Reason Codes
Analysis Method : 8270C						**Dilution: 1**															
Hexachlorobutadiene	1.0		ug/L	U	YES																
Hexachlorocyclopentadiene	10		ug/L	U	YES	R				R											J-
Hexachloroethane	1.0		ug/L	U	YES																
Indeno(1,2,3-cd)pyrene	0.20		ug/L	U	YES																
Isophorone	1.0		ug/L	U	YES																
Naphthalene	0.20		ug/L	U	YES																
Nitrobenzene	1.0		ug/L	U	YES																
N-nitroso-di-n-propylamine	1.0		ug/L	U	YES																
N-Nitrosodiphenylamine	1.0		ug/L	U	YES																
Pentachlorophenol	5.0		ug/L	U	YES																
Phenanthrene	0.20		ug/L	U	YES																
Phenol	1.0		ug/L	U	YES																
Pyrene	0.20		ug/L	U	YES																
Analysis Method : 9012A						**Dilution: 1**															
Cyanide	0.010		mg/L	U	YES	R															Pj-
Analysis Method : SW8330 Modified						**Dilution: 1**															
Nitroguanidine	20		ug/L	U	YES	UJ		UJ													D-

* Overall result qualifier reflects summation of qualifiers added during automated data review and any qualifiers added manually for categories not assessed by automated data review

Sample Qualification Report with Reason Codes (All Results sorted by Client Sample ID)

Client Sample ID : FWGWBGmw-007C-0549-GF **Lab Report Batch :** A7J110121 **Lab ID :** STLCAN

Sample Date : 10/10/2007 **Analysis Type: RES** **Sample Matrix :** AQ

Lab Sample ID: A7J110121017

Reviewed By / Date : Heather McCoy 12/14/07 **Approved By / Date :**

Analyte Name	Result	Uncertainty / Error	Result Units	Lab Qual	Rep Res	Overall Qual*	Temp	HT	MB	LCS	MS	Lab Dup	Surr	Rep Limit	Moist Tot/Dis	Field QC	Tune	IC	ICV	CV / CCV	Reason Codes
Analysis Method : 6860						**Dilution: 1**															
Perchlorate	0.10		ug/L	U	YES																

* Overall result qualifier reflects summation of qualifiers added during automated data review and any qualifiers added manually for categories not assessed by automated data review

Sample Qualification Report with Reason Codes (All Results sorted by Client Sample ID)

Client Sample ID : FWGWBGmw-007C-0549-GF **Lab Report Batch :** A7J110121 **Lab ID :** STLCAN

Sample Date : 10/10/2007 **Analysis Type: RES/TOT** **Sample Matrix :** AQ

Lab Sample ID: A7J110121017

Reviewed By / Date : Heather Medley 12/14/07 **Approved By / Date :**

Analyte Name	Result	Uncertainty / Error	Result Units	Lab Qual	Rep Res	Overall Qual*	Temp	HT	MB	LCS	MS	Lab Dup	Surr	Rep Limit	Moist Tot/Dis	Field QC	Tune	IC	ICV	CV / CCV	Reason Codes
Analysis Method : 6010B						**Dilution: 1**															
Arsenic	4.5		ug/L	B	YES	J								J							L
Barium	39.7		ug/L		YES																
Calcium	66100		ug/L		YES																
Chromium	5.0		ug/L	U	YES																
Cobalt	5.0		ug/L	U	YES																
Copper	5.0		ug/L	U	YES																
Lead	3.0		ug/L	U	YES																
Magnesium	17900		ug/L		YES																
Manganese	130		ug/L	J	YES																
Nickel	10.0		ug/L	U	YES																
Potassium	1150		ug/L	J	YES	J															Pj
Selenium	5.0		ug/L	U	YES																
Silver	5.0		ug/L	U	YES	R															Pj-
Sodium	5030		ug/L		YES																
Vanadium	10.0		ug/L	U	YES																
Analysis Method : 6020						**Dilution: 1**															
Aluminum	50.0		ug/L	U	YES																
Antimony	2.0		ug/L	U	YES																
Beryllium	1.0		ug/L	U	YES																
Cadmium	0.50		ug/L	U	YES																
Iron	427		ug/L		YES																
Thallium	1.0		ug/L	U	YES																
Zinc	3.2		ug/L	B	YES	J						J		J							L, Z
Analysis Method : 7470A						**Dilution: 1**															
Mercury	0.20		ug/L	U	YES																

* Overall result qualifier reflects summation of qualifiers added during automated data review and any qualifiers added manually for categories not assessed by automated data review

Sample Qualification Report with Reason Codes (All Results sorted by Client Sample ID)

Client Sample ID : FWGWBGmw-007C-0549-GW **Lab Report Batch :** A7J110121 **Lab ID :** STLCAN

Sample Date : 10/10/2007 **Analysis Type: DL** **Sample Matrix :** AQ

Lab Sample ID: A7J110121016

Reviewed By / Date : Heather Mallory 12/14/07 **Approved By / Date :**

Analyte Name	Result	Uncertainty / Error	Result Units	Lab Qual	Rep Res	Overall Qual*	Temp	HT	MB	LCS	MS	Lab Dup	Surr	Rep Limit	Moist Tot/Dis	Field QC	Tune	IC	ICV	CV / CCV	Reason Codes
Analysis Method : 8330						**Dilution: 1.04**															
1,3,5-Trinitrobenzene	0.10		ug/L	U	YES																
1,3-Dinitrobenzene	0.10		ug/L	U	YES																
2,4,6-TNT	0.10		ug/L	U	YES																
2,4-Dinitrotoluene	0.10		ug/L	U	YES																
2,6-Dinitrotoluene	0.10		ug/L	U	YES																
2-Amino-4,6-dinitrotoluene	0.10		ug/L	U	YES																
2-Nitrotoluene	0.52		ug/L	U	YES																
3-Nitrotoluene	0.52		ug/L	U	YES																
4-Amino-2,6-Dinitrotoluene	0.10		ug/L	U	YES																
4-Nitrotoluene	0.52		ug/L	U	YES																
HMX	0.10		ug/L	U	YES																
Nitrobenzene	0.10		ug/L	U	YES																
NITROGLYCERINE	0.68		ug/L	U	YES																
Pentaerythritol Tetranitrate (PETN)	0.68		ug/L	U	YES																
RDX	0.10		ug/L	U	YES																
TETRYL	0.10		ug/L	U	YES																

* Overall result qualifier reflects summation of qualifiers added during automated data review and any qualifiers added manually for categories not assessed by automated data review

Sample Qualification Report with Reason Codes (All Results sorted by Client Sample ID)

Client Sample ID : FWGWBGmw-007C-0549-GW **Lab Report Batch :** A7J110121 **Lab ID :** STLCAN

Sample Date : 10/10/2007 **Analysis Type: RES** **Sample Matrix :** AQ

Lab Sample ID: A7J110121016

Reviewed By / Date : Martha Mallory 12/14/07 **Approved By / Date :**

Analyte Name	Result	Uncertainty / Error	Result Units	Lab Qual	Rep Res	Overall Qual*	Temp	HT	MB	LCS	MS	Lab Dup	Surr	Rep Limit	Moist Tot/Dis	Field QC	Tune	IC	ICV	CV / CCV	Reason Codes
Analysis Method : 353.2 Modified						**Dilution: 1**															
Nitrocellulose	0.50		mg/L	U	YES	UJ					UJ										I
Analysis Method : 8081A						**Dilution: 1**															
4,4'-DDD	0.030		ug/L	U	YES	UJ															Pj-
4,4'-DDE	0.030		ug/L	U	YES																
4,4'-DDT	0.030		ug/L	U	YES																
Aldrin	0.030		ug/L	U	YES																
alpha-BHC	0.030		ug/L	U	YES																
alpha-Chordane	0.030		ug/L	U	YES																
beta-BHC	0.030		ug/L	U	YES																
delta-BHC	0.030		ug/L	U	YES																
Dieldrin	0.030		ug/L	U	YES																
Endosulfan I	0.025		ug/L	U	YES	UJ				UJ											J-
Endosulfan II	0.025		ug/L	U	YES																
Endosulfan sulfate	0.030		ug/L	U	YES																
Endrin	0.030		ug/L	U	YES																
Endrin aldehyde	0.030		ug/L	U	YES																
Endrin ketone	0.030		ug/L	U	YES																
gamma-BHC	0.030		ug/L	U	YES																
gamma-Chlordane	0.030		ug/L	U	YES																
Heptachlor	0.030		ug/L	U	YES																
Heptachlor epoxide	0.030		ug/L	U	YES																
Methoxychlor	0.10		ug/L	U	YES																
Toxaphene	2.0		ug/L	U	YES																
Analysis Method : 8082						**Dilution: 1**															
Aroclor 1016	0.50		ug/L	U	YES																
Aroclor 1221	0.50		ug/L	U	YES																
Aroclor 1232	0.50		ug/L	U	YES																
Aroclor 1242	0.50		ug/L	U	YES																
Aroclor 1248	0.50		ug/L	U	YES																
Aroclor 1254	0.50		ug/L	U	YES																
Aroclor 1260	0.50		ug/L	U	YES																
Analysis Method : 8260B						**Dilution: 1**															

* Overall result qualifier reflects summation of qualifiers added during automated data review and any qualifiers added manually for categories not assessed by automated data review

Sample Qualification Report with Reason Codes (All Results sorted by Client Sample ID)

Client Sample ID : FWGWBGmw-007C-0549-GW **Lab Report Batch :** A7J110121 **Lab ID :** STLCAN

Sample Date : 10/10/2007 **Analysis Type: RES** **Sample Matrix :** AQ

Lab Sample ID: A7J110121016

Reviewed By / Date : Heather Medley 12/14/07 **Approved By / Date :**

Analyte Name	Result	Uncertainty / Error	Result Units	Lab Qual	Rep Res	Overall Qual*	Temp	HT	MB	LCS	MS	Lab Dup	Surr	Rep Limit	Moist Tot/Dis	Field QC	Tune	IC	ICV	CV / CCV	Reason Codes
Analysis Method : 8260B						**Dilution: 1**															
1,1,1-Trichloroethane	1.0		ug/L	U	YES																
1,1,2,2-Tetrachloroethane	1.0		ug/L	U	YES																
1,1,2-Trichloroethane	1.0		ug/L	U	YES																
1,1-Dichloroethane	1.0		ug/L	U	YES																
1,1-Dichloroethene	1.0		ug/L	U	YES																
1,2-Dibromoethane	1.0		ug/L	U	YES																
1,2-Dichloroethane	1.0		ug/L	U	YES																
1,2-Dichloroethene (total)	1.0		ug/L	U	YES																
1,2-Dichloropropane	1.0		ug/L	U	YES																
2-Butanone	10		ug/L	U	YES																
2-Hexanone	10		ug/L	U	YES																
4-Methyl-2-pentanone	10		ug/L	U	YES																
Acetone	10		ug/L	U	YES																
Benzene	1.0		ug/L	U	YES																
Bromochloromethane	1.0		ug/L	U	YES																
Bromodichloromethane	1.0		ug/L	U	YES																
Bromoform	1.0		ug/L	U	YES																
Bromomethane	1.0		ug/L	U	YES																
Carbon disulfide	1.0		ug/L	U	YES																
Carbon tetrachloride	1.0		ug/L	U	YES																
Chlorobenzene	1.0		ug/L	U	YES																
Chloroethane	1.0		ug/L	U	YES																
Chloroform	1.0		ug/L	U	YES																
Chloromethane	1.0		ug/L	U	YES																
cis-1,2-Dichloroethene	1.0		ug/L	U	YES																
cis-1,3-Dichloropropene	1.0		ug/L	U	YES																
Dibromochloromethane	1.0		ug/L	U	YES																
Ethylbenzene	1.0		ug/L	U	YES																
M&P-XYLENES	2.0		ug/L	U	YES																
Methylene chloride	2.0		ug/L	U	YES																
o-Xylene	1.0		ug/L	U	YES																

* Overall result qualifier reflects summation of qualifiers added during automated data review and any qualifiers added manually for categories not assessed by automated data review

Sample Qualification Report with Reason Codes (All Results sorted by Client Sample ID)

Client Sample ID : FWGWBGmw-007C-0549-GW **Lab Report Batch :** A7J110121 **Lab ID :** STLCAN

Sample Date : 10/10/2007 **Analysis Type: RES** **Sample Matrix :** AQ

Lab Sample ID: A7J110121016

Reviewed By / Date : Heather Medley 12/14/07 **Approved By / Date :**

Analyte Name	Result	Uncertainty / Error	Result Units	Lab Qual	Rep Res	Overall Qual*	Temp	HT	MB	LCS	MS	Lab Dup	Surr	Rep Limit	Moist Tot/Dis	Field QC	Tune	IC	ICV	CV / CCV	Reason Codes
Analysis Method : 8260B						**Dilution: 1**															
Styrene	1.0		ug/L	U	YES																
Tetrachloroethene	1.0		ug/L	U	YES																
Toluene	1.0		ug/L	U	YES																
TOTAL XYLENES	2.0		ug/L	U	YES																
trans-1,2-Dichloroethene	1.0		ug/L	U	YES																
trans-1,3-Dichloropropene	1.0		ug/L	U	YES																
Trichloroethene	1.0		ug/L	U	YES																
Vinyl chloride	1.0		ug/L	U	YES																
Analysis Method : 8270C						**Dilution: 1**															
1,2,4-Trichlorobenzene	1.2		ug/L	U	YES																
1,2-Dichlorobenzene	1.2		ug/L	U	YES																
1,3-Dichlorobenzene	1.2		ug/L	U	YES																
1,4-Dichlorobenzene	1.2		ug/L	U	YES																
2,2-OXYBIS (1-CHLOROPROPANE)	1.2		ug/L	U	YES																
2,4,5-Trichlorophenol	6.2		ug/L	U	YES																
2,4,6-Trichlorophenol	6.2		ug/L	U	YES																
2,4-Dichlorophenol	2.5		ug/L	U	YES																
2,4-Dimethylphenol	2.5		ug/L	U	YES																
2,4-Dinitrophenol	6.2		ug/L	U	YES	UJ															Pj-
2,4-Dinitrotoluene	6.2		ug/L	U	YES																
2,6-Dinitrotoluene	6.2		ug/L	U	YES																
2-Chloronaphthalene	1.2		ug/L	U	YES																
2-Chlorophenol	1.2		ug/L	U	YES																
2-Methylnaphthalene	0.25		ug/L	U	YES																
2-Methylphenol	1.2		ug/L	U	YES																
2-Nitroaniline	2.5		ug/L	U	YES																
2-Nitrophenol	2.5		ug/L	U	YES																
3,3'-Dichlorobenzidine	6.2		ug/L	U	YES																
3-Nitroaniline	2.5		ug/L	U	YES																
4,6-Dinitro-2-methylphenol	6.2		ug/L	U	YES																
4-Bromophenyl phenyl ether	2.5		ug/L	U	YES																

* Overall result qualifier reflects summation of qualifiers added during automated data review and any qualifiers added manually for categories not assessed by automated data review

Sample Qualification Report with Reason Codes (All Results sorted by Client Sample ID)

Client Sample ID : FWGWBGmw-007C-0549-GW **Lab Report Batch :** A7J110121 **Lab ID :** STLCAN

Sample Date : 10/10/2007 **Analysis Type: RES** **Sample Matrix :** AQ

Lab Sample ID: A7J110121016

Reviewed By / Date : Heather Nadeau 12/14/07 **Approved By / Date :**

Analyte Name	Result	Uncertainty / Error	Result Units	Lab Qual	Rep Res	Overall Qual*	Temp	HT	MB	LCS	MS	Lab Dup	Surr	Rep Limit	Moist Tot/Dis	Field QC	Tune	IC	ICV	CV / CCV	Reason Codes
Analysis Method : 8270C						**Dilution: 1**															
4-Chloro-3-methylphenol	2.5		ug/L	U	YES																
4-Chloroaniline	2.5		ug/L	U	YES																
4-Chlorophenyl phenyl ether	2.5		ug/L	U	YES																
4-Methylphenol	1.2		ug/L	U	YES																
4-Nitroanaline	2.5		ug/L	U	YES																
4-Nitrophenol	6.2		ug/L	U	YES																
Acenaphthene	0.25		ug/L	U	YES																
Acenaphthylene	0.25		ug/L	U	YES																
Anthracene	0.25		ug/L	U	YES																
Benzo(a)anthracene	0.25		ug/L	U	YES																
Benzo(a)pyrene	0.25		ug/L	U	YES																
Benzo(b)fluoranthene	0.25		ug/L	U	YES																
BENZO(G,H,I)PERYLENE	0.25		ug/L	U	YES																
Benzo(k)fluoranthene	0.25		ug/L	U	YES																
Benzoic acid	12		ug/L	U	YES	R				R											J-
Benzyl alcohol	6.2		ug/L	U	YES																
bis(2-Chloroethoxy)methane	1.2		ug/L	U	YES																
bis(2-Chloroethyl) ether	1.2		ug/L	U	YES																
bis(2-Ethylhexyl) phthalate	12		ug/L	U	YES																
Butylbenzyl Phthalate	1.2		ug/L	U	YES																
Carbazole	1.2		ug/L	U	YES																
Chrysene	0.25		ug/L	U	YES																
dibenzo(a,h)anthracene	0.25		ug/L	U	YES																
Dibenzofuran	1.2		ug/L	U	YES																
Diethyl phthalate	1.2		ug/L	U	YES																
Dimethyl phthalate	1.2		ug/L	U	YES																
Di-n-butyl phthalate	1.2		ug/L	U	YES																
Di-n-octyl phthalate	1.2		ug/L	U	YES																
Fluoranthene	0.25		ug/L	U	YES																
Fluorene	0.25		ug/L	U	YES																
Hexachlorobenzene	0.25		ug/L	U	YES																

* Overall result qualifier reflects summation of qualifiers added during automated data review and any qualifiers added manually for categories not assessed by automated data review

Sample Qualification Report with Reason Codes (All Results sorted by Client Sample ID)

Client Sample ID : FWGWBGmw-007C-0549-GW **Lab Report Batch :** A7J110121 **Lab ID :** STLCAN

Sample Date : 10/10/2007 **Analysis Type: RES** **Sample Matrix :** AQ

Lab Sample ID: A7J110121016

Reviewed By / Date : Heather Medley 12/14/07 **Approved By / Date :**

Analyte Name	Result	Uncertainty / Error	Result Units	Lab Qual	Rep Res	Overall Qual*	Temp	HT	MB	LCS	MS	Lab Dup	Surr	Rep Limit	Moist Tot/Dis	Field QC	Tune	IC	ICV	CV / CCV	Reason Codes
Analysis Method : 8270C						**Dilution: 1**															
Hexachlorobutadiene	1.2		ug/L	U	YES																
Hexachlorocyclopentadiene	12		ug/L	U	YES	R				R											J-
Hexachloroethane	1.2		ug/L	U	YES																
Indeno(1,2,3-cd)pyrene	0.25		ug/L	U	YES																
Isophorone	1.2		ug/L	U	YES																
Naphthalene	0.25		ug/L	U	YES																
Nitrobenzene	1.2		ug/L	U	YES																
N-nitroso-di-n-propylamine	1.2		ug/L	U	YES																
N-Nitrosodiphenylamine	1.2		ug/L	U	YES																
Pentachlorophenol	6.2		ug/L	U	YES																
Phenanthrene	0.25		ug/L	U	YES																
Phenol	1.2		ug/L	U	YES																
Pyrene	0.25		ug/L	U	YES																
Analysis Method : 9012A						**Dilution: 1**															
Cyanide	0.0095		mg/L	B	YES	J								J							L
Analysis Method : SW8330 Modified						**Dilution: 1**															
Nitroguanidine	20		ug/L	U	YES	UJ		UJ													D-

* Overall result qualifier reflects summation of qualifiers added during automated data review and any qualifiers added manually for categories not assessed by automated data review

Sample Qualification Report with Reason Codes (All Results sorted by Client Sample ID)

Client Sample ID : FWGWBGmw-009C-0550-GF **Lab Report Batch :** A7J110121 **Lab ID :** STLCAN

Sample Date : 10/10/2007 **Analysis Type: RES** **Sample Matrix :** AQ

Lab Sample ID: A7J110121002

Reviewed By / Date : Heather Reddy 12/14/07 **Approved By / Date :**

Analyte Name	Result	Uncertainty / Error	Result Units	Lab Qual	Rep Res	Overall Qual*	Temp	HT	MB	LCS	MS	Lab Dup	Surr	Rep Limit	Moist Tot/Dis	Field QC	Tune	IC	ICV	CV / CCV	Reason Codes
Analysis Method : 6860						**Dilution: 1**															
Perchlorate	0.10		ug/L	U	YES																

* Overall result qualifier reflects summation of qualifiers added during automated data review and any qualifiers added manually for categories not assessed by automated data review

Sample Qualification Report with Reason Codes (All Results sorted by Client Sample ID)

Client Sample ID : FWGWBGmw-009C-0550-GF **Lab Report Batch :** A7J110121 **Lab ID :** STLCAN

Sample Date : 10/10/2007 **Analysis Type: RES/TOT** **Sample Matrix :** AQ

Lab Sample ID: A7J110121002

Reviewed By / Date : Heather McCoy 12/14/07 **Approved By / Date :**

Analyte Name	Result	Uncertainty / Error	Result Units	Lab Qual	Rep Res	Overall Qual*	Temp	HT	MB	LCS	MS	Lab Dup	Surr	Rep Limit	Moist Tot/Dis	Field QC	Tune	IC	ICV	CV / CCV	Reason Codes
Analysis Method : 6010B						**Dilution: 1**															
Arsenic	5.0		ug/L	U	YES																
Barium	14.0		ug/L		YES																
Calcium	78300		ug/L		YES																
Chromium	5.0		ug/L	U	YES																
Cobalt	5.0		ug/L	U	YES																
Copper	5.0		ug/L	U	YES																
Lead	3.0		ug/L	U	YES																
Magnesium	24200		ug/L		YES																
Manganese	12.3		ug/L	J	YES																
Nickel	10.0		ug/L	U	YES																
Potassium	878		ug/L	B J	YES	J								J							L, 1B
Selenium	5.0		ug/L	U	YES																
Silver	5.0		ug/L	U	YES	R															Pj-
Sodium	4080		ug/L		YES																
Vanadium	10.0		ug/L	U	YES																
Analysis Method : 6020						**Dilution: 1**															
Aluminum	50.0		ug/L	U	YES																
Antimony	0.24		ug/L	B	YES	J								J							L
Beryllium	1.0		ug/L	U	YES																
Cadmium	0.50		ug/L	U	YES																
Iron	244		ug/L		YES																
Thallium	1.0		ug/L	U	YES																
Zinc	2.4		ug/L	B	YES	J						J		J							L, 2
Analysis Method : 7470A						**Dilution: 1**															
Mercury	0.20		ug/L	U	YES																

* Overall result qualifier reflects summation of qualifiers added during automated data review and any qualifiers added manually for categories not assessed by automated data review

Sample Qualification Report with Reason Codes (All Results sorted by Client Sample ID)

Client Sample ID : FWGWBGmw-009C-0550-GW **Lab Report Batch :** A7J110121 **Lab ID :** STLCAN

Sample Date : 10/10/2007 **Analysis Type: DL** **Sample Matrix :** AQ

Lab Sample ID: A7J110121001

Reviewed By / Date : Heather Medley 12/14/07 **Approved By / Date :**

Analyte Name	Result	Uncertainty / Error	Result Units	Lab Qual	Rep Res	Overall Qual*	Temp	HT	MB	LCS	MS	Lab Dup	Surr	Rep Limit	Moist Tot/Dis	Field QC	Tune	IC	ICV	CV / CCV	Reason Codes
Analysis Method : 8330						**Dilution: 0.95**															
1,3,5-Trinitrobenzene	0.095		ug/L	U	YES																
1,3-Dinitrobenzene	0.095		ug/L	U	YES																
2,4,6-TNT	0.095		ug/L	U	YES																
2,4-Dinitrotoluene	0.095		ug/L	U	YES																
2,6-Dinitrotoluene	0.095		ug/L	U	YES																
2-Amino-4,6-dinitrotoluene	0.095		ug/L	U	YES																
2-Nitrotoluene	0.48		ug/L	U	YES																
3-Nitrotoluene	0.48		ug/L	U	YES																
4-Amino-2,6-Dinitrotoluene	0.095		ug/L	U	YES																
4-Nitrotoluene	0.48		ug/L	U	YES																
HMX	2.1		ug/L		YES																
Nitrobenzene	0.095		ug/L	U	YES																
NITROGLYCERINE	0.62		ug/L	U	YES																
Pentaerythritol Tetranitrate (PETN)	0.62		ug/L	U	YES																
RDX	8.5		ug/L		YES																
TETRYL	0.095		ug/L	U	YES																

* Overall result qualifier reflects summation of qualifiers added during automated data review and any qualifiers added manually for categories not assessed by automated data review

Sample Qualification Report with Reason Codes (All Results sorted by Client Sample ID)

Client Sample ID : FWGWBGmw-009C-0550-GW **Lab Report Batch :** A7J110121 **Lab ID :** STLCAN

Sample Date : 10/10/2007 **Analysis Type: RES** **Sample Matrix :** AQ

Lab Sample ID: A7J110121001

Reviewed By / Date : Heather Neeley 12/14/07 **Approved By / Date :**

Analyte Name	Result	Uncertainty / Error	Result Units	Lab Qual	Rep Res	Overall Qual*	Temp	HT	MB	LCS	MS	Lab Dup	Surr	Rep Limit	Moist Tot/Dis	Field QC	Tune	IC	ICV	CV / CCV	Reason Codes
Analysis Method : 353.2 Modified						**Dilution: 1**															
Nitrocellulose	0.50		mg/L	U	YES	UJ					UJ										I
Analysis Method : 8081A						**Dilution: 1**															
4,4'-DDD	0.030		ug/L	U	YES	UJ															Pj-
4,4'-DDE	0.030		ug/L	U	YES																
4,4'-DDT	0.030		ug/L	U	YES																
Aldrin	0.030		ug/L	U	YES																
alpha-BHC	0.030		ug/L	U	YES																
alpha-Chordane	0.030		ug/L	U	YES																
beta-BHC	0.030		ug/L	U	YES																
delta-BHC	0.030		ug/L	U	YES																
Dieldrin	0.030		ug/L	U	YES																
Endosulfan I	0.025		ug/L	U	YES	UJ				UJ											J-
Endosulfan II	0.025		ug/L	U	YES																
Endosulfan sulfate	0.030		ug/L	U	YES																
Endrin	0.030		ug/L	U	YES																
Endrin aldehyde	0.030		ug/L	U	YES																
Endrin ketone	0.030		ug/L	U	YES																
gamma-BHC	0.030		ug/L	U	YES																
gamma-Chlordane	0.030		ug/L	U	YES																
Heptachlor	0.030		ug/L	U	YES																
Heptachlor epoxide	0.030		ug/L	U	YES																
Methoxychlor	0.10		ug/L	U	YES																
Toxaphene	2.0		ug/L	U	YES																
Analysis Method : 8082						**Dilution: 1**															
Aroclor 1016	0.50		ug/L	U	YES																
Aroclor 1221	0.50		ug/L	U	YES																
Aroclor 1232	0.50		ug/L	U	YES																
Aroclor 1242	0.50		ug/L	U	YES																
Aroclor 1248	0.50		ug/L	U	YES																
Aroclor 1254	0.50		ug/L	U	YES																
Aroclor 1260	0.50		ug/L	U	YES																
Analysis Method : 8260B						**Dilution: 1**															

* Overall result qualifier reflects summation of qualifiers added during automated data review and any qualifiers added manually for categories not assessed by automated data review

Sample Qualification Report with Reason Codes (All Results sorted by Client Sample ID)

Client Sample ID : FWGWBGmw-009C-0550-GW **Lab Report Batch :** A7J110121 **Lab ID :** STLCAN

Sample Date : 10/10/2007 **Analysis Type: RES** **Sample Matrix :** AQ

Lab Sample ID: A7J110121001

Reviewed By / Date : Heather Medley 12/14/07 **Approved By / Date :**

Analyte Name	Result	Uncertainty / Error	Result Units	Lab Qual	Rep Res	Overall Qual*	Temp	HT	MB	LCS	MS	Lab Dup	Surr	Rep Limit	Moist Tot/Dis	Field QC	Tune	IC	ICV	CV / CCV	Reason Codes
Analysis Method : 8260B						**Dilution: 1**															
1,1,1-Trichloroethane	1.0		ug/L	U	YES																
1,1,2,2-Tetrachloroethane	1.0		ug/L	U	YES																
1,1,2-Trichloroethane	1.0		ug/L	U	YES																
1,1-Dichloroethane	1.0		ug/L	U	YES																
1,1-Dichloroethene	1.0		ug/L	U	YES																
1,2-Dibromoethane	1.0		ug/L	U	YES																
1,2-Dichloroethane	1.0		ug/L	U	YES																
1,2-Dichloroethene (total)	1.0		ug/L	U	YES																
1,2-Dichloropropane	1.0		ug/L	U	YES																
2-Butanone	10		ug/L	U	YES																
2-Hexanone	10		ug/L	U	YES																
4-Methyl-2-pentanone	10		ug/L	U	YES																
Acetone	10		ug/L	U	YES																
Benzene	1.0		ug/L	U	YES																
Bromochloromethane	1.0		ug/L	U	YES																
Bromodichloromethane	1.0		ug/L	U	YES																
Bromoform	1.0		ug/L	U	YES																
Bromomethane	1.0		ug/L	U	YES																
Carbon disulfide	1.0		ug/L	U	YES																
Carbon tetrachloride	1.0		ug/L	U	YES																
Chlorobenzene	1.0		ug/L	U	YES																
Chloroethane	1.0		ug/L	U	YES																
Chloroform	1.0		ug/L	U	YES																
Chloromethane	1.0		ug/L	U	YES																
cis-1,2-Dichloroethene	1.0		ug/L	U	YES																
cis-1,3-Dichloropropene	1.0		ug/L	U	YES																
Dibromochloromethane	1.0		ug/L	U	YES																
Ethylbenzene	1.0		ug/L	U	YES																
M&P-XYLENES	2.0		ug/L	U	YES																
Methylene chloride	2.0		ug/L	U	YES																
o-Xylene	1.0		ug/L	U	YES																

* Overall result qualifier reflects summation of qualifiers added during automated data review and any qualifiers added manually for categories not assessed by automated data review

Sample Qualification Report with Reason Codes (All Results sorted by Client Sample ID)

Client Sample ID : FWGWBGmw-009C-0550-GW **Lab Report Batch :** A7J110121 **Lab ID :** STLCAN

Sample Date : 10/10/2007 **Analysis Type: RES** **Sample Matrix :** AQ

Lab Sample ID: A7J110121001

Reviewed By / Date : Heather Medley 12/14/07 **Approved By / Date :**

Analyte Name	Result	Uncertainty / Error	Result Units	Lab Qual	Rep Res	Overall Qual*	Temp	HT	MB	LCS	MS	Lab Dup	Surr	Rep Limit	Moist Tot/Dis	Field QC	Tune	IC	ICV	CV / CCV	Reason Codes
Analysis Method : 8260B						**Dilution: 1**															
Styrene	1.0		ug/L	U	YES																
Tetrachloroethene	1.0		ug/L	U	YES																
Toluene	1.0		ug/L	U	YES																
TOTAL XYLENES	2.0		ug/L	U	YES																
trans-1,2-Dichloroethene	1.0		ug/L	U	YES																
trans-1,3-Dichloropropene	1.0		ug/L	U	YES																
Trichloroethene	1.0		ug/L	U	YES																
Vinyl chloride	1.0		ug/L	U	YES																
Analysis Method : 8270C						**Dilution: 1**															
1,2,4-Trichlorobenzene	1.0		ug/L	U	YES																
1,2-Dichlorobenzene	1.0		ug/L	U	YES																
1,3-Dichlorobenzene	1.0		ug/L	U	YES																
1,4-Dichlorobenzene	1.0		ug/L	U	YES																
2,2-OXYBIS (1-CHLOROPROPANE)	1.0		ug/L	U	YES																
2,4,5-Trichlorophenol	5.0		ug/L	U	YES																
2,4,6-Trichlorophenol	5.0		ug/L	U	YES																
2,4-Dichlorophenol	2.0		ug/L	U	YES																
2,4-Dimethylphenol	2.0		ug/L	U	YES																
2,4-Dinitrophenol	5.0		ug/L	U	YES	UJ															Pj-
2,4-Dinitrotoluene	5.0		ug/L	U	YES																
2,6-Dinitrotoluene	5.0		ug/L	U	YES																
2-Chloronaphthalene	1.0		ug/L	U	YES																
2-Chlorophenol	1.0		ug/L	U	YES																
2-Methylnaphthalene	0.20		ug/L	U	YES																
2-Methylphenol	1.0		ug/L	U	YES																
2-Nitroaniline	2.0		ug/L	U	YES																
2-Nitrophenol	2.0		ug/L	U	YES																
3,3'-Dichlorobenzidine	5.0		ug/L	U	YES																
3-Nitroaniline	2.0		ug/L	U	YES																
4,6-Dinitro-2-methylphenol	5.0		ug/L	U	YES																
4-Bromophenyl phenyl ether	2.0		ug/L	U	YES																

* Overall result qualifier reflects summation of qualifiers added during automated data review and any qualifiers added manually for categories not assessed by automated data review

Sample Qualification Report with Reason Codes (All Results sorted by Client Sample ID)

Client Sample ID : FWGWBGmw-009C-0550-GW **Lab Report Batch :** A7J110121 **Lab ID :** STLCAN

Sample Date : 10/10/2007 **Analysis Type: RES** **Sample Matrix :** AQ

Lab Sample ID: A7J110121001

Reviewed By / Date : Heather Malley 12/14/07 **Approved By / Date :**

Analyte Name	Result	Uncertainty / Error	Result Units	Lab Qual	Rep Res	Overall Qual*	Temp	HT	MB	LCS	MS	Lab Dup	Surr	Rep Limit	Moist Tot/Dis	Field QC	Tune	IC	ICV	CV / CCV	Reason Codes
Analysis Method : 8270C						**Dilution: 1**															
4-Chloro-3-methylphenol	2.0		ug/L	U	YES																
4-Chloroaniline	2.0		ug/L	U	YES																
4-Chlorophenyl phenyl ether	2.0		ug/L	U	YES																
4-Methylphenol	1.0		ug/L	U	YES																
4-Nitroanaline	2.0		ug/L	U	YES																
4-Nitrophenol	5.0		ug/L	U	YES																
Acenaphthene	0.20		ug/L	U	YES																
Acenaphthylene	0.20		ug/L	U	YES																
Anthracene	0.20		ug/L	U	YES																
Benzo(a)anthracene	0.20		ug/L	U	YES																
Benzo(a)pyrene	0.20		ug/L	U	YES																
Benzo(b)fluoranthene	0.20		ug/L	U	YES																
BENZO(G,H,I)PERYLENE	0.20		ug/L	U	YES																
Benzo(k)fluoranthene	0.20		ug/L	U	YES																
Benzoic acid	10		ug/L	U	YES	R				R											J-
Benzyl alcohol	5.0		ug/L	U	YES																
bis(2-Chloroethoxy)methane	1.0		ug/L	U	YES																
bis(2-Chloroethyl) ether	1.0		ug/L	U	YES																
bis(2-Ethylhexyl) phthalate	5.0		ug/L	J	YES	J								J							L
Butylbenzyl Phthalate	1.0		ug/L	U	YES																
Carbazole	1.0		ug/L	U	YES																
Chrysene	0.20		ug/L	U	YES																
dibenzo(a,h)anthracene	0.20		ug/L	U	YES																
Dibenzofuran	1.0		ug/L	U	YES																
Diethyl phthalate	1.0		ug/L	U	YES																
Dimethyl phthalate	1.0		ug/L	U	YES																
Di-n-butyl phthalate	1.0		ug/L	U	YES																
Di-n-octyl phthalate	1.0		ug/L	U	YES																
Fluoranthene	0.20		ug/L	U	YES																
Fluorene	0.20		ug/L	U	YES																
Hexachlorobenzene	0.20		ug/L	U	YES																

* Overall result qualifier reflects summation of qualifiers added during automated data review and any qualifiers added manually for categories not assessed by automated data review

Sample Qualification Report with Reason Codes (All Results sorted by Client Sample ID)

Client Sample ID : FWGWBGmw-009C-0550-GW **Lab Report Batch :** A7J110121 **Lab ID :** STLCAN

Sample Date : 10/10/2007 **Analysis Type: RES** **Sample Matrix :** AQ

Lab Sample ID: A7J110121001

Reviewed By / Date : Heather Melby 12/14/07 **Approved By / Date :**

Analyte Name	Result	Uncertainty / Error	Result Units	Lab Qual	Rep Res	Overall Qual*	Temp	HT	MB	LCS	MS	Lab Dup	Surr	Rep Limit	Moist Tot/Dis	Field QC	Tune	IC	ICV	CV / CCV	Reason Codes
Analysis Method : 8270C						**Dilution: 1**															
Hexachlorobutadiene	1.0		ug/L	U	YES																
Hexachlorocyclopentadiene	10		ug/L	U	YES	R				R											J-
Hexachloroethane	1.0		ug/L	U	YES																
Indeno(1,2,3-cd)pyrene	0.20		ug/L	U	YES																
Isophorone	1.0		ug/L	U	YES																
Naphthalene	0.20		ug/L	U	YES																
Nitrobenzene	1.0		ug/L	U	YES																
N-nitroso-di-n-propylamine	1.0		ug/L	U	YES																
N-Nitrosodiphenylamine	1.0		ug/L	U	YES																
Pentachlorophenol	5.0		ug/L	U	YES																
Phenanthrene	0.20		ug/L	U	YES																
Phenol	1.0		ug/L	U	YES																
Pyrene	0.20		ug/L	U	YES																
Analysis Method : 9012A						**Dilution: 1**															
Cyanide	0.010		mg/L	U	YES	R															Pj-
Analysis Method : SW8330 Modified						**Dilution: 1**															
Nitroguanidine	20		ug/L	U	YES	UJ		UJ													D-

* Overall result qualifier reflects summation of qualifiers added during automated data review and any qualifiers added manually for categories not assessed by automated data review

Reason Code Library: Example 1

Category	Code
Low Bias Indicator	-
High Bias Indicator	+
Temperature	A
Holding Times	
Sampling to Analysis	C
Sampling to Extraction	D
Extaction to Analysis	E
Method Blanks	F
Surrogate Recovery	G
MS/MSD	
MS/MSD Recovery	H
MS/MSD RPD	I
LCS	
LCS Recovery	J
LCS RPD	K
Reporting Limits	L
Field QC	
Field Blank	M
Equipment Blank	N
Trip Blank	O
Field Duplicate	P
Initial Calibration	
Initial Calibration RRF	Q
Initial Calibration RSD	R
Initial Calibration Cor. Coef	S
Initial Calibration Verification	
Initial Calibration Verificaton RRF	T
Initial CalibrationVerification %D	U
Continuing Calibration	
Continuing Calibraiton RRF	V
Continuing Calibration %D	W
GC/MS Tune	
GC/MS Tune for Initial Calibration	X
GC/MS Tune for Continuing Calibration	Y
Laboratory Duplicate	Z
Categories not Assessed by Automated Data Review*	
Internal Standards	Is
Calibration Blanks	Cb
Resolution Check Mixture	Rm
Performance Evaluation Mixture	Pm
Professional Judgement	Pj

* Qualifiers for data-review categories not assessed by automated data review are manually entered by the user. The application automaticallly adds reason codes listed here when the user manually adds qualifiers for these categories if the option for applying reason codes was selected during automated data review.

CASE NARRATIVE

A7J110121

The following report contains the analytical results for twenty-five water samples and three quality control samples submitted to TestAmerica North Canton by Environmental Quality Mgt. Inc. from the RVAAP (OH) Site, project number 30240.0006. The samples were received October 11, 2007, according to documented sample acceptance procedures.

The Method SW846 6860 Perchlorate analysis was performed at the TestAmerica Denver laboratory.

The 8330 Explosives, 353.2 Nitrocellulose as N, and Nitroguanidine analyses were performed at the TestAmerica West Sacramento laboratory. Refer to TestAmerica West Sacramento narrative included in their data package for additional information.

TestAmerica utilizes USEPA approved methods in all analytical work. The samples presented in this report were analyzed for the parameter(s) listed on the analytical methods summary page in accordance with the method(s) indicated. Preliminary results were provided to Eric Corbin and Heather Medley on November 06, 2007. A summary of QC data for these analyses is included at the back of the report.

TestAmerica North Canton attests to the validity of the laboratory data generated by TestAmerica facilities reported herein. All analyses performed by TestAmerica facilities were done using established laboratory SOPs that incorporate QA/QC procedures described in the applicable methods. TestAmerica's operations groups have reviewed the data for compliance with the laboratory QA/QC plan, and data have been found to be compliant with laboratory protocols unless otherwise noted below.

The test results in this report meet all NELAP requirements for parameters for which accreditation is required or available. Any exceptions to NELAP requirements are noted in this report. Pursuant to NELAP, this report may not be reproduced, except in full, without the written approval of the laboratory.

Please refer to the Quality Control Elements Narrative following this case narrative for additional quality control information.

If you have any questions, please call the Project Manager, Mark J. Loeb, at 330-497-9396.

This report is sequentially paginated. The final page of the report is labeled as "END OF REPORT."

CASE NARRATIVE (continued)

SUPPLEMENTAL QC INFORMATION

SAMPLE RECEIVING

The coolers were received at temperatures ranging from 1.4 to 6.0°C.

See TestAmerica's Cooler Receipt Form for additional information.

GC/MS VOLATILES

Samples FWGEQUIPRINSE3-0558-GW, FWGTEAM1-TRIP, FWGTEAM3-TRIP, and FWGTEAM2-TRIP contain results between the MDL and the RL that were flagged with "J". There is a possibility of false positive or mis-identification at these quantitation levels. In analytical methods requiring confirmation of the analyte reported, confirmation was performed only down to the standard reporting limit (SRL). The acceptance criteria for QC samples may not be met at these quantitation levels.

The matrix spike and matrix spike duplicate for QC batch 7291329 and the matrix spike and matrix spike duplicate for FWGBKGmw-013C-0515-GW had recoveries outside acceptance limits and biased low for Dichlorodifluoromethane. Dichlorodifluoromethane is not a target compound for this project. No corrective action was necessary.

The LCS and LCSD associated with QC Batch 7291329 show recoveries for Dichlorodifluoromethane outside laboratory stated control limits and biased low. Dichlorodifluoromethane is not a target compound for this project.

GC/MS SEMIVOLATILES

Samples FWGDETmw-4bR-0527-GW and contained concentrations of target analyte(s) at a reportable level in the associated Method Blank(s) that were flagged with "B". All target analytes in the Method Blank must be below the reporting limit (RL) or the associated sample(s) must be ND with the exception of common laboratory contaminants.

Samples FWGWBGmw-009C-0550-GW, FWGEQUIPRINSE3-0558-GW, FWGBKGmw-012C-0514-GW, FWGBKGmw-DUP1-0551-GW, FWGDETmw-4bR-0527-GW, FWGLL12mw-186C-0533-GW, and the method blank associated with QC Batch 7290031 contain results between the MDL and the RL that were flagged with "J". There is a possibility of false positive or mis-identification at these quantitation levels. In analytical methods requiring confirmation of the analyte reported, confirmation was performed only down to the standard reporting limit (SRL). The acceptance criteria for QC samples may not be met at these quantitation levels.

CASE NARRATIVE (continued)

GC/MS SEMIVOLATILES (continued)

Sample FWGDETmw-3bR-0526-GW shows surrogate recovery for 2-Fluorophenol outside laboratory stated limits. Recovery is greater than 10 %. No corrective action was performed.

The LCS associated with QC Batch 7284260 shows recoveries for Benzoic acid and Hexachlorocyclopentadiene outside laboratory stated limits. Benzoic acid and Hexachlorocyclopentadiene are both considered poor responders.

The LCS and LCSD associated with QC Batch 7290031 shows recoveries for Hexachlorocyclopentadiene outside laboratory stated limits. The LCS and LCSD RPD for Benzoic acid is outside laboratory stated limits. Benzoic acid and Hexachlorocyclopentadiene are considered poor responders.

The matrix spike and matrix spike duplicate for FWGBKGmw-013C-0515-GW had recoveries outside stated limits for Hexachlorocyclopentadiene. The calculated RPD for Benzaldehyde is greater than laboratory stated limits. However, since the associated method blank and laboratory control sample were in control, no corrective action was necessary.

PESTICIDES-8081

Samples FWGBKGmw-012C-0514-GW, FWGBKGmw-DUP1-0551-GW, FWGDETmw-4bR-0527-GW, and FWGLL12mw-186C-0533-GW contain results between the MDL and the RL that were flagged with "J". There is a possibility of false positive or mis-identification at these quantitation levels. In analytical methods requiring confirmation of the analyte reported, confirmation was performed only down to the standard reporting limit (SRL). The acceptance criteria for QC samples may not be met at these quantitation levels.

The LCS associated with QC Batch 7288039 shows recoveries for Endosulfan I outside laboratory stated control limits and biased low.

POLYCHLORINATED BIPHENYLS-8082

The analytical results met the requirements of the laboratory's QA/QC program.

CASE NARRATIVE (continued)

METALS

Samples FWGWBGmw-009C-0550-GF, FWGDA2mw-DET1bR-0525-GF, FWGBKGmw-013C-0515-GF, FWGEQUIPRINSE3-0558-GW, FWGWBGmw-006C-0548-GF, FWGBKGmw-012C-0514-GF, FWGBKGmw-DUP1-0551-GF, FWGWBGmw-007C-0549-GF, FWGDETmw-3bR-0526-GF, FWGLL12mw-186C-0533-GF, FWGBKGmw-017C-0518-GF, and the method blank associated with QC Batch 7285017 that contain results between the MDL and the RL that were flagged with "B". There is the possibility of false positive or mis-identification at these quantitation levels. The acceptance criteria for the ICB, CCB, and Method Blank are +/- the standard reporting limit (SRL).

Serial dilution of a sample in this lot indicates that physical and chemical interferences were present. Refer to the sample report pages for the affected analytes flagged with "E".

Samples FWGWBGmw-009C-0550-GF, FWGDA2mw-DET1bR-0525-GF, FWGBKGmw-013C-0515-GF, FWGEQUIPRINSE3-0558-GW, FWGWBGmw-006C-0548-GF, FWGBKGmw-012C-0514-GF, FWGBKGmw-DUP1-0551-GF, FWGWBGmw-007C-0549-GF, FWGDETmw-4bR-0527-GF, FWGDETmw-3bR-0526-GF, FWGLL12mw-186C-0533-GF, and FWGBKGmw-017C-0518-GF contained concentrations of target analyte(s) at a reportable level in the associated Method Blank that were flagged with "J". Refer to the sample report pages for the affected analyte(s).

The sample duplicate performed on sample FWGBKGmw-013C-0515-GF shows the calculated RPD for Zinc outside the acceptance limits. The result is less than five times the reporting limit; therefore, no corrective action is required. Refer to the sample duplicate report for RPDS that exceed 20%.

GENERAL CHEMISTRY

Sample FWGWBGmw-007C-0549-GW contains a result for Cyanide that is between the MDL and the RL and is flagged with a "B". There is the possibility of false positive or mis-identification at these quantitation levels. The acceptance criteria for the ICB, CCB, and Method Blank are +/- the standard reporting limit (SRL).

GENERAL CHEMISTRY (continued)

The calculated RPD for the Nitrocellulose matrix spike and matrix spike duplicate performed on sample FWGBKGmw-013C-0515-GW was outside laboratory acceptance limits. However, since the associated method blank and laboratory control sample were in control, no corrective action was necessary.

QUALITY CONTROL ELEMENTS NARRATIVE

TestAmerica North Canton (formerly STL North Canton) conducts a quality assurance/quality control (QA/QC) program designed to provide scientifically valid and legally defensible data. Toward this end, several types of quality control indicators are incorporated into the QA/QC program, which is described in detail in QA Policy, QA-003. These indicators are introduced into the sample testing process to provide a mechanism for the assessment of the analytical data.

QC BATCH

Environmental samples are taken through the testing process in groups called QUALITY CONTROL BATCHES (QC batches). A QC batch contains up to twenty environmental samples of a similar matrix (water, soil) that are processed using the same reagents and standards. TestAmerica North Canton (formerly STL North Canton) requires that each environmental sample be associated with a QC batch.

Several quality control samples are included in each QC batch and are processed identically to the twenty environmental samples.

For SW846/RCRA methods, QC samples include a METHOD BLANK (MB), a LABORATORY CONTROL SAMPLE (LCS) and, where appropriate, a MATRIX SPIKE/MATRIX SPIKE DUPLICATE (MS/MSD) pair or a MATRIX SPIKE/SAMPLE DUPLICATE (MS/DU) pair. If there is insufficient sample to perform an MS/MSD or an MS/DU, then a LABORATORY CONTROL SAMPLE DUPLICATE (LCSD) is included in the QC batch.

For 600 series/CWA methods, QC samples include a METHOD BLANK (MB), a LABORATORY CONTROL SAMPLE (LCS) and, where appropriate, a MATRIX SPIKE (MS). An MS is prepared and analyzed at a 10% frequency for GC Methods and at a 5% frequency for GC/MS methods.

LABORATORY CONTROL SAMPLE

The Laboratory Control Sample is a QC sample that is created by adding known concentrations of a full or partial set of target analytes to a matrix similar to that of the environmental samples in the QC batch. Multi peak responders may not be included in the target spike list due to co-elution. The LCS analyte recovery results are used to monitor the analytical process and provide evidence that the laboratory is performing the method within acceptable guidelines. All control analytes indicated by a bold type in the LCS must meet acceptance criteria. Failure to meet the established recovery guidelines requires the repreparation and reanalysis of all samples in the QC batch. Comparison of only the failed parameters from the first batch are evaluated. The only exception to the rework requirement is that if the LCS recoveries are biased high and the associated sample is ND (non-detected) for the parameter(s) of interest, the batch is acceptable.

At times, a Laboratory Control Sample Duplicate (LCSD) is also included in the QC batch. An LCSD is a QC sample that is created and handled identically to the LCS. Analyte recovery data from the LCSD is assessed in the same way as that of the LCS. The LCSD recoveries, together with the LCS recoveries, are used to determine the reproducibility (precision) of the analytical system. Precision data are expressed as relative percent differences (RPDs). If the RPD fails for an LCS/LCSD and yet the recoveries are within acceptance criteria, the batch is still acceptable.

METHOD BLANK

The Method Blank is a QC sample consisting of all the reagents used in analyzing the environmental samples contained in the QC batch. Method Blank results are used to determine if interference or contamination in the analytical system could lead to the reporting of false positive data or elevated analyte concentrations. All target analytes must be below the reporting limits (RL) or the associated sample(s) must be ND except under the following circumstances:

- Common organic contaminants may be present at concentrations up to 5 times the reporting limits. Common metals contaminants may be present at concentrations up to 2 times the reporting limit, or the reported blank concentration must be twenty fold less than the concentration reported in the associated environmental samples. (See common laboratory contaminants listed in the table.)

Volatile (GC or GC/MS)	Semivolatile (GC/MS)	Metals ICP-MS	Metals ICP Trace
Methylene Chloride, Acetone, 2-Butanone	Phthalate Esters	Copper, Iron, Zinc, Lead, Calcium, Magnesium, Potassium, Sodium, Barium, Chromium, Manganese	Copper, Iron, Zinc, Lead

- Organic blanks will be accepted if compounds detected in the blank are present in the associated samples at levels 10 times the blank level. Inorganic blanks will be accepted if elements detected in the blank are present in the associated samples at 20 times the blank level.

- Blanks will be accepted if the compounds/elements detected are not present in any of the associated environmental samples.

Failure to meet these Method Blank criteria requires the repreparation and reanalysis of all samples in the QC batch.

MATRIX SPIKE/MATRIX SPIKE DUPLICATE

A Matrix Spike and a Matrix Spike Duplicate are a pair of environmental samples to which known concentrations of a full or partial set of target analytes are added. The MS/MSD results are determined in the same manner as the results of the environmental sample used to prepare the MS/MSD. The analyte recoveries and the relative percent differences (RPDs) of the recoveries are calculated and used to evaluate the effect of the sample matrix on the analytical results. Due to the potential variability of the matrix of each sample, the MS/MSD results may not have an immediate bearing on any samples except the one spiked; therefore, the associated batch MS/MSD may not reflect the same compounds as the samples contained in the analytical report. When these MS/MSD results fail to meet acceptance criteria, the data is evaluated. If the LCS is within acceptance criteria, the batch is considered acceptable.

For certain methods, a Matrix Spike/Sample Duplicate (MS/DU) may be included in the QC batch in place of the MS/MSD. For the parameters (i.e. pH, ignitability) where it is not possible to prepare a spiked sample, a Sample Duplicate may be included in the QC batch. However, a Sample Duplicate is less likely to provide usable precision statistics depending on the likelihood of finding concentrations below the standard reporting limit. When the Sample Duplicate result fails to meet acceptance criteria, the data is evaluated.

For certain methods (600 series methods/CWA), a Matrix Spike is required in place of a Matrix Spike/Matrix Spike Duplicate (MS/MSD) or Matrix Spike/Sample Duplicate (MS/DU).

The acceptance criteria do not apply to samples that are diluted.

SURROGATE COMPOUNDS

In addition to these batch-related QC indicators, each organic environmental and QC sample is spiked with surrogate compounds. Surrogates are organic chemicals that behave similarly to the analytes of interest and that are rarely present in the environment. Surrogate recoveries are used to monitor the individual performance of a sample in the analytical system.

If surrogate recoveries are biased high in the LCS, LCSD, or the Method Blank, and the associated sample(s) are ND, the batch is acceptable. Otherwise, if the LCS, LCSD, or Method Blank surrogate(s) fail to meet recovery criteria, the entire sample batch is reprepared and reanalyzed. If the surrogate recoveries are outside criteria for environmental samples, the samples will be reprepared and reanalyzed unless there is objective evidence of matrix interference or if the sample dilution is greater than the threshold outlined in the associated method SOP.

The acceptance criteria do not apply to samples that are diluted. All other surrogate recoveries will be reported.

For the GC/MS BNA methods, the surrogate criterion is that two of the three surrogates for each fraction must meet acceptance criteria. The third surrogate must have a recovery of ten percent or greater.

For the Pesticide and PCB methods, the surrogate criterion is that one of two surrogate compounds must meet acceptance criteria. The second surrogate must have a recovery of 10% or greater.

SAMPLE SUMMARY

A7J110121

WO #	SAMPLE#	CLIENT SAMPLE ID	SAMPLED DATE	SAMP TIME
J8NPJ	001	FWGWBGmw-009C-0550-GW	10/10/07	08:50
J8NPW	002	FWGWBGmw-009C-0550-GF	10/10/07	08:50
J8NPX	003	FWGDA2mw-DET1bR-0525-GW	10/10/07	11:05
J8NP0	004	FWGDA2mw-DET1bR-0525-GF	10/10/07	11:05
J8NP1	005	FWGBKGmw-013C-0515-GW	10/10/07	13:15
J8NP4	006	FWGBKGmw-013C-0515-GF	10/10/07	13:15
J8NP6	007	FWGEQUIPRINSE3-0558-GW	10/10/07	15:10
J8NQE	008	FWGTEAM1-TRIP	10/10/07	08:00
J8NQF	009	FWGWBGmw-006C-0548-GW	10/10/07	08:50
J8NQH	010	FWGWBGmw-006C-0548-GF	10/10/07	08:50
J8NQJ	011	FWGBKGmw-012C-0514-GW	10/10/07	11:10
J8NQP	012	FWGBKGmw-012C-0514-GF	10/10/07	11:10
J8NQQ	013	FWGBKGmw-DUP1-0551-GW	10/10/07	12:36
J8NQW	014	FWGBKGmw-DUP1-0551-GF	10/10/07	12:36
J8NQX	015	FWGTEAM3-TRIP	10/10/07	08:00
J8NQ2	016	FWGWBGmw-007C-0549-GW	10/10/07	09:00
J8NRN	017	FWGWBGmw-007C-0549-GF	10/10/07	09:00
J8NRP	018	FWGDETmw-4bR-0527-GW	10/10/07	10:40
J8NRV	019	FWGDETmw-4bR-0527-GF	10/10/07	10:40
J8NRX	020	FWGDETmw-3bR-0526-GW	10/10/07	11:00
J8NR1	021	FWGDETmw-3bR-0526-GF	10/10/07	11:00
J8NR2	022	FWGLL12mw-187C-0534-GW	10/10/07	13:00
J8NR7	023	FWGLL12mw-187C-0534-GF	10/10/07	13:00
J8NR9	024	FWGLL12mw-186C-0533-GW	10/10/07	13:50
J8NTF	025	FWGLL12mw-186C-0533-GF	10/10/07	13:50
J8NTJ	026	FWGBKGmw-017C-0518-GW	10/10/07	16:10
J8NTL	027	FWGBKGmw-017C-0518-GF	10/10/07	16:10
J8NTM	028	FWGTEAM2-TRIP	10/10/07	08:00

NOTE(S):

- The analytical results of the samples listed above are presented on the following pages.
- All calculations are performed before rounding to avoid round-off errors in calculated results.
- Results noted as "ND" were not detected at or above the stated limit.
- This report must not be reproduced, except in full, without the written approval of the laboratory.
- Results for the following parameters are never reported on a dry weight basis: color, corrosivity, density, flashpoint, ignitability, layers, odor, paint filter test, pH, porosity pressure, reactivity, redox potential, specific gravity, spot tests, solids, solubility, temperature, viscosity, and weight.

CASE NARRATIVE

STL SACRAMENTO PROJECT NUMBER A7J110121

General Comments
Following US EPA Region V guidelines, manual integrations were performed only when necessary and are in compliance with the laboratory's standard operating procedure. The reason(s) for manual integration have been documented on the affected chromatogram(s), which is/are provided in the raw data package. The raw data also includes the original chromatogram(s) prior to any manual integration being performed. The following samples and analytes required manual integration:

8330 Initial calibration (Level 1 standard on the cyano column) - 3-Nitrotoluene
MRL analyzed on 11/2/07 - 3-Nitrotoluene

WATER, Nitroguanidine
Sample(s): 1, 3, 5, 7, 9, 11, 13, 16, 18, 20, 24, 26
The matrix spikes, which were performed on sample 5, have a low matrix spike recovery due to possible matrix interferences. Since the laboratory control sample met acceptance criteria, no corrective action was performed.

WATER, 353.2, Nitrocellulose
Sample(s): 1, 3, 5, 7, 9, 11, 13, 16, 18, 20, 24, 26
The matrix spikes, which were performed on sample 5, have a low matrix spike duplicate recovery due to possible matrix interferences. Since the laboratory control sample met acceptance criteria, no corrective action was performed.

There were no other anomalies associated with this project.

[redacted]

Chain of Custody Record

SEVERN TRENT STL Formerly
Severn Trent Laboratories, Inc. / TestAmerica

20

STL-4124 (0901)

Client: EQM	Project Manager: John Miller	Date:	Chain of Custody Number: 117223
Address: 1800 Carillon Blvd	Telephone Number (Area Code)/Fax Number: 513 825 7500 FAX 7495	Lab Number: 330 4979396	Page ____ of ____
City: Cincinnati; State: OH; Zip Code: 45240	Site Contact: E Corbin; Lab Contact: M Loeb		
Project Name and Location (State): RVAAP (OH) Pn# 30240.0006	Carrier/Waybill Number: Lab Pick up		
Contract/Purchase Order/Quote No.			

Analysis (Attach list if more space is needed)

Sample I.D. No. and Description (Containers for each sample may be combined on one line)	Date	Time	Matrix: Air	Aqueous	Sed.	Soil	Containers & Preservatives: Unpres.	H2SO4	HNO3	HCl	NaOH	ZnAc/NaOH	VOC 8260	SVOC 8270	EXP10 8330	Pest 8081	PCB 8082	Cyanide	Propellants	Perchlorates	Metal 6010 6020 7470	Special Instructions/ Conditions of Receipt
FWGWBGmw-009C-0550-GW	10/10/07	08:50		X			9			3	1		X	X	X	X	X	X	X			310
FWGWBGmw-009C-0550-GF	10/10/07	08:50		X			1		1											X	X	310
FWGDA2mw-DET1bR-0525-GW	10/10/07	11:05		X			9			3	1		X	X	X	X	X	X	X			320
FWGDA2mw-DET1bR-0525-GF	10/10/07	11:05		X			1		1											X	X	320
FWGBKGmw-013C-0515-GW	10/10/07	13:15		X			27			9	3		X	X	X	X	X	X	X			MS/MSD 316, 317, 318
FWGBKGmw-013C-0515-GF	10/10/07	13:15		X			3		3											X	X	MS/MSD 316 317 318
FWGEQUIPRinse3-0558-GW/GF	10/10/07	15:10		X			10		1	3	1		X	X	X	X	X	X	X	X	X	Metals Clq not filtered 319
FWGTeam1-Trip	10/10/07	08:00		X						3			X									317

EC 10/10/07

Possible Hazard Identification: ☒ Non-Hazard ☐ Flammable ☐ Skin Irritant ☐ Poison B ☐ Unknown

Sample Disposal: ☐ Return To Client ☒ Disposal By Lab ☐ Archive For ____ Months (A fee may be assessed if samples are retained longer than 1 month)

Turn Around Time Required: ☐ 24 Hours ☐ 48 Hours ☐ 7 Days ☐ 14 Days ☒ 21 Days ☐ Other Per SOW

QC Requirements (Specify): Metals & Perchlorates are field filtered except Rinse3

	Date	Time		Date	Time
1. Relinquished By: [signature]	10-10-07	1830	1. Received By: Rick Robison	10-10-07	1830
2. Relinquished By: Rick Robison	10-10-07	1935	2. Received By: [signature]	10-11-07	0800
3. Relinquished By			3. Received By		

Comments: Temps may not meet requirements if sample collection is late in the day close to the lab pick up time

DISTRIBUTION: WHITE - Returned to Client with Report; CANARY - Stays with the Sample; PINK - Field Copy

ALL VOAs on 317 Cooler ID#s 316, 317, 318, 319, 320, 310

TestAmerica North Canton

[redacted]

Chain of Custody Record

Formerly SEVERN TRENT **STL** / TestAmerica

Severn Trent Laboratories, Inc.

STL-4124 (0901)

Client: EQM	Project Manager: John Miller	Date: 10-10-07	Chain of Custody Number: 117216
Address: 1800 Carillon Blvd.	Telephone Number (Area Code)/Fax Number: 513 825 7500 FAX 7495	Lab Number: 330 497 9396	Page 1 of 1
City: Cincinnati; State: OH; Zip Code: 45240	Site Contact: E. Corbin; Lab Contact: M. Loeb		
Project Name and Location (State): RVAAP (OH) PN#30240.0006	Carrier/Waybill Number: STL pickup		
Contract/Purchase Order/Quote No.			

Analysis (Attach list if more space is needed)

Sample I.D. No. and Description (Containers for each sample may be combined on one line)	Date	Time	Matrix: Air	Aqueous	Sed.	Soil	Containers & Preservatives: Unpres.	H2SO4	HNO3	HCl	NaOH	ZnAc/NaOH	VOC 8260	SVOC 8270	EXPLO 8330	Pest 8081	PCB 8082	Cyanide	Propellants	Perchlorate	Metal 6010/6020 7470	Special Instructions/ Conditions of Receipt: Cooler ID #
FWGWBGMW-00LC-0548-~~GF~~ GW	10-10-07	0850		X			9			3	1		X	X	X	X	X	X	X			322
FWGWBGMW-00LC-0548-GF		0850		X			1		1											X	X	322
FWGBKGMW-012C-0514-GW		1110		X			9			3	1		X	X	X	X	X	X	X			323
FWGBKGMW-012C-0514-GF		1110		X			1		1											X	X	323
FWGBKGMW-DUP1-0551-GW		1234		X			9			3	1		X	X	X	X	X	X	X			321
FWGBKGMW-DUP1-0551-GF		1234		X			1		1											X	X	321
FWG Team X - Trip	10-10-07	0810		X						2			X									323

Possible Hazard Identification: [X] Non-Hazard [ ] Flammable [ ] Skin Irritant [ ] Poison B [ ] Unknown

Sample Disposal: [ ] Return To Client [X] Disposal By Lab [ ] Archive For ____ Months (A fee may be assessed if samples are retained longer than 1 month)

Turn Around Time Required: [ ] 24 Hours [ ] 48 Hours [ ] 7 Days [ ] 14 Days [X] 21 Days [ ] Other Per SOW

QC Requirements (Specify): Metals + Perchlorates are field filtered

	Date	Time		Date	Time
1. Relinquished By: Erik C. Corbin EQ	10/10/07	18:30	1. Received By: Rick Robison	10-10-07	1830
2. Relinquished By: Rick Robison	10-10-07	1935	2. Received By: [signature]	10-11-07	8:00
3. Relinquished By			3. Received By		

Comments: Temps may not meet requirements if sample collection is late in the day close to lab pick up.

DISTRIBUTION: WHITE - Returned to Client with Report; CANARY - Stays with the Sample; PINK - Field Copy

Acc VOAs in 323 Cooler ID#s 321, 322, 323

TestAmerica North Canton

21

Chain of Custody Record

SEVERN TRENT STL
Severn Trent Laboratories, Inc.

22

STL-4124 (0901)

Client: EDM	Project Manager: John Miller	Date: 10-10-07	Chain of Custody Number: 117228
Address: 1800 Carillon Blvd	Telephone Number (Area Code)/Fax Number: 5138257500 fax 7495	Lab Number: 330497939G	Page 1 of 4
City: Cincinnati / State: OH / Zip Code: 45240	Site Contact: E Corbin	Lab Contact: M Loeb	
Project Name and Location (State): RVAAP (OH) Prj#30240.0006	Carrier/Waybill Number: Lab pickup		
Contract/Purchase Order/Quote No.			

Sample I.D. No. and Description (Containers for each sample may be combined on one line)	Date	Time	Matrix: Air	Aqueous	Sed.	Soil	Containers & Preservatives: Unpres.	H2SO4	HNO3	HCl	NaOH	ZnAc/NaOH	Analysis: VOC 8260	SVOC 8270	PCB 8330	Pest 8081	PCB 8082	Cyanide	Hexavalent	Metals	Perchlorate	NO3 NO2	Special Instructions/ Conditions of Receipt: Cooler ID #
1. FWGWBGMW-007C-0549-GW	10-10-07	0900		X			9			3	1		X	X	X	X	X	X	X				313
2. FWGWBGMW-007C-0549-GF	10-10-07	0900		X			1		1											X	X		313
3. FWGDETMW-40R-0527-GW	10-10-07	1040		X							1		X	X	X	X	X	X	X				314
4. FWGDETMW-40R-0527-GF	10-10-07	~~1040~~		X																X	X		314
5. FWGDETMW-36R-0526-GW	10-10-07	1100		X			9			3	1		X	X	X	X	X	X	X				312
6. FWGDETMW-36R-0526-GF	10-10-07	1100		X			1		1											X	X		312
7. FWGLL2MW-187C-0534-GW	10-10-07	1300		X				1														X	311
8. FWGLL2MW-187C-0534-GF	10-10-07	1300		X			1													X			311
9. FWGLL2MW-186C-0533-GW	10-10-07	1350		X			9			3	1		X	X	X	X	X	X	X		X		311
10. FWGLL2MW-186C-0533-GF	10-10-07	1350		X			1		1											X	X		311
11. FWGBKGMW-017C-0518-GW	10-10-07	1610		X			9			3	1		X	X	X	X	X	X	X				315
12. FWGBKGMW-017C-0518-GF	10-10-07	1610		X			1		1											X	X		314
13.																							
Possible Hazard Identification: FWGTRIP Z-TRIP	10/10/07	08:00		X						2			X										314

Sample Disposal: ☒ Non-Hazard ☐ Flammable ☐ Skin Irritant ☐ Poison B ☐ Unknown ☐ Return To Client ☒ Disposal By Lab ☐ Archive For _____ Months (A fee may be assessed if samples are retained longer than 1 month)

Special Instructions/ Conditions of Receipt: minimum volumes

Turn Around Time Required: ☐ 24 Hours ☐ 48 Hours ☐ 7 Days ☐ 14 Days ☒ 21 Days ☐ Other Per SOW

QC Requirements (Specify): Metals + perchlorates are field filtered

1. Relinquished By	Date: 10/10/07	Time: 1830	1. Received By	Date: 10/10-07	Time: 1830
2. Relinquished By: Rick Robison	Date: 10-10-07	Time: 1935	2. Received By	Date: 10-11-07	Time: 8:00
3. Relinquished By	Date:	Time:	3. Received By	Date:	Time:

Comments: Temps may not meet requirements if sample collection is late in day, close to the lab pick up time. Cooler ID #311, 312, 313, 314, 315 Acceptable 314

DISTRIBUTION: WHITE - Returned to Client with Report; CANARY - Stays with the Sample; PINK - Field Copy

TestAmerica North Canton

TestAmerica N.Canton Multiple Cooler Receipt Form/Narrative

Lot No. ATJ1D121

Client ID	pH	Date	Initials
009C GW	712	10-11-07	NS
GF	<2		
DET16R GW	712		
GF	<2		
013C GW	712 712 712		
GF	<2 <2 <2		
EB Rinse/GF	712 <2		

N:\QAQC\LAB_FORM\TestAmerica North Canton Multiple Cooler Receipt_Narrative.doc
Revision 1, 06/18/07 JSE

TestAmerica North Canton Multiple Cooler Form

Lot No. A7J110121

Cooler	Temp	Method	Coolant	Comments
310	4.2	IR	Ice	
320	2.9	"	"	
318	3.1	"	"	
314	5.2	"	"	
319	3.0	"	"	
317	2.8	"	"	

N:\QAQC\LAB_FORM\TestAmerica North Canton Multiple Cooler Form.doc
Revision 1, 06/18/07 JSE

TestAmerica Cooler Receipt Form/Narrative **Lot Number:** A7J110121
North Canton Facility

Client: EQM Project: _____ Quote#: 74957
Cooler Received on: 10-11-07 Opened on: 10-11-07 By: [signature] (Signature)
Fedx ☐ Client Drop Off ☐ UPS ☐ DHL ☐ FAS ☐ TestAmerica Courier ☒
Stetson ☐ US Cargo ☐ Other: _____

TestAmerica Cooler No# Over Foam Box ☐ Client Cooler ☐ Other _____

1. Were custody seals on the outside of the cooler? Yes ☒ No ☐ Intact? Yes ☒ No ☐ NA ☐
   If YES, Quantity 14
   Were the custody seals signed and dated? Yes ☒ No ☐ NA ☐
2. Shipper's packing slip attached to this form? Yes ☐ No ☐ NA ☒
3. Did custody papers accompany the samples? Yes ☒ No ☐ Relinquished by client? Yes ☒ No ☐
4. Did you sign the custody papers in the appropriate place? Yes ☒ No ☐
5. Packing material used: Bubble Wrap ☒ Foam ☐ None ☐ Other: _____
6. Cooler temperature upon receipt _____ °C (see back of form for multiple coolers/temp) other sheet also

METHOD: IR ☒ Other ☐ _____
COOLANT: Wet Ice ☒ Blue Ice ☐ Dry Ice ☐ Water ☐ None ☐

7. Did all bottles arrive in good condition (Unbroken)? Yes ☒ No ☐
8. Could all bottle labels and/or tags be reconciled with the COC? Yes ☒ No ☐
9. Were samples at the correct pH upon receipt? Yes ☐ No ☐ NA ☒
10. Were correct bottles used for the tests indicated? Yes ☒ No ☐
11. Were air bubbles >6 mm in any VOA vials? Yes ☐ No ☒ NA ☐
12. Sufficient quantity received to perform indicated analyses? Yes ☒ No ☐
13. Was a Trip Blank present in the cooler? Yes ☒ No ☐ Were VOAs on the COC? Yes ☒ No ☐

Contacted PM MJL Date: 10/11 by: [initials] via Voice Mail ☒ Verbal ☐ Other ☐
Concerning: #1 & #4

1. CHAIN OF CUSTODY

The following discrepancies occurred:
COC= 4bR-027-6F label = 4bR-027-6W for perchlorate bottle will log for COC
COC= 017C-0518-6F label = 017C-0518-6W for perchlorate bottle will log for COC
Sample ID 4bR-0527-6W - only received 6xL and they have approx 500 mL per bottle
Sample ID 4bR-0527-6F 1x250 for perchlorate has approx 50 mL of volume in the bottle.

2. SAMPLE CONDITION

Sample(s) _____ were received after the recommended holding time had expired.
Sample(s) _____ were received in a broken container.

3. SAMPLE PRESERVATION

Sample(s) _____ were further preserved in sample receiving to meet recommended pH level(s). *Nitric Acid Lot #042607-HNO3 - Sulfuric Acid Lot # 092006-H2SO4; Sodium Hydroxide Lot # 122805 -NaOH; Hydrochloric Acid Lot # 092006-HCl; Sodium Hydroxide and Zinc Acetate Lot # 050205-CH3COO2ZN/NaOH*
Sample(s) _____ were received with bubble > 6 mm in diameter (cc: PM)

4. Other (see below or back)

COC= DET1bR-0525-6F label = DET1bR-0525-6W for perchlorate will log per ID on COC.
Per client will omit 6F from EquipRinse 3 in ID.

Client ID	pH	Date	Initials
006c-0548-6W	>12	10-11-07	[initials]
-6F	<2		
012c-0514-6W	>12		
-6F	<2		
Dupl 0514-6W	>12		
-6F	<2		
007c-0549-6W	>12		
6F	<2		
4bR-0527-6W	>12		
6F	<2		

TestAmerica Cooler Receipt Form/Narrative
North Canton Facility

Client ID	pH	Date	Initials
362-0526-GW	>12	10-11-07	[illegible]
6F GW	<2		
187c-0534-GW	<2		
186c-0533-GW	>12 <2		
6F	<2		
017c-0518-GW	>12		
6F	<2		

Cooler	Temp °C	Method	Coolant
TAL no #	2.3 4.8	IR	Wet Ice
TAL no #	1.4		
TAL no #	6.0		
TAL no #	1.6		
322	1.6		
321	2.3		
323	~~2.4~~ 4.4		
TAL no #	2.3		

Discrepancies Cont'd

GCMS VOLATILE DATA

Environmental Quality Mgt., Inc.

Client Sample ID: FWGWBGmw-009C-0550-GW

GC/MS Volatiles

Lot-Sample #...: A7J110121-001 **Work Order #...:** J8NPJ1AA **Matrix.....:** WG
Date Sampled...: 10/10/07 08:50 **Date Received..:** 10/11/07
Prep Date.....: 10/17/07 **Analysis Date..:** 10/17/07
Prep Batch #...: 7291329
Dilution Factor: 1 **Initial Wgt/Vol:** 5 mL **Final Wgt/Vol..:** 5 mL
Method.....: SW846 8260B

PARAMETER	RESULT	REPORTING LIMIT	UNITS	MDL
Bromochloromethane	ND	1.0	ug/L	0.29
1,2-Dibromoethane	ND	1.0	ug/L	0.24
o-Xylene	ND	1.0	ug/L	0.14
m-Xylene & p-Xylene	ND	2.0	ug/L	0.24
cis-1,2-Dichloroethene	ND	1.0	ug/L	0.17
trans-1,2-Dichloroethene	ND	1.0	ug/L	0.19
Chloromethane	ND	1.0	ug/L	0.30
Bromomethane	ND	1.0	ug/L	0.41
Vinyl chloride	ND	1.0	ug/L	0.22
Chloroethane	ND	1.0	ug/L	0.29
Methylene chloride	ND	2.0	ug/L	0.33
Acetone	ND	10	ug/L	1.1
Carbon disulfide	ND	1.0	ug/L	0.13
1,1-Dichloroethene	ND	1.0	ug/L	0.19
1,1-Dichloroethane	ND	1.0	ug/L	0.15
1,2-Dichloroethene (total)	ND	1.0	ug/L	0.34
Chloroform	ND	1.0	ug/L	0.16
1,2-Dichloroethane	ND	1.0	ug/L	0.22
2-Butanone	ND	10	ug/L	0.57
1,1,1-Trichloroethane	ND	1.0	ug/L	0.22
Carbon tetrachloride	ND	1.0	ug/L	0.13
Bromodichloromethane	ND	1.0	ug/L	0.15
1,2-Dichloropropane	ND	1.0	ug/L	0.18
cis-1,3-Dichloropropene	ND	1.0	ug/L	0.14
Trichloroethene	ND	1.0	ug/L	0.17
Dibromochloromethane	ND	1.0	ug/L	0.18
1,1,2-Trichloroethane	ND	1.0	ug/L	0.27
Benzene	ND	1.0	ug/L	0.13
trans-1,3-Dichloropropene	ND	1.0	ug/L	0.19
Bromoform	ND	1.0	ug/L	0.64
4-Methyl-2-pentanone	ND	10	ug/L	0.32
2-Hexanone	ND	10	ug/L	0.41
Tetrachloroethene	ND	1.0	ug/L	0.29
1,1,2,2-Tetrachloroethane	ND	1.0	ug/L	0.18
Toluene	ND	1.0	ug/L	0.13
Chlorobenzene	ND	1.0	ug/L	0.15
Ethylbenzene	ND	1.0	ug/L	0.17

(Continued on next page)

Environmental Quality Mgt., Inc.

Client Sample ID: FWGWBGmw-009C-0550-GW

GC/MS Volatiles

Lot-Sample #...: A7J110121-001 Work Order #...: J8NPJ1AA Matrix.....: WG

PARAMETER	RESULT	REPORTING LIMIT	UNITS	MDL
Styrene	ND	1.0	ug/L	0.11
Xylenes (total)	ND	2.0	ug/L	0.28

SURROGATE	PERCENT RECOVERY	RECOVERY LIMITS
Dibromofluoromethane	89	(50 - 150)
1,2-Dichloroethane-d4	87	(50 - 150)
Toluene-d8	86	(50 - 150)
4-Bromofluorobenzene	88	(50 - 150)

Environmental Quality Mgt., Inc.

Client Sample ID: FWGDA2mw-DET1bR-0525-GW

GC/MS Volatiles

Lot-Sample #...: A7J110121-003 **Work Order #...:** J8NPX1AA **Matrix.....:** WG
Date Sampled...: 10/10/07 11:05 **Date Received..:** 10/11/07
Prep Date.....: 10/17/07 **Analysis Date..:** 10/17/07
Prep Batch #...: 7291329
Dilution Factor: 1 **Initial Wgt/Vol:** 5 mL **Final Wgt/Vol..:** 5 mL
Method.....: SW846 8260B

PARAMETER	RESULT	REPORTING LIMIT	UNITS	MDL
Bromochloromethane	ND	1.0	ug/L	0.29
1,2-Dibromoethane	ND	1.0	ug/L	0.24
o-Xylene	ND	1.0	ug/L	0.14
m-Xylene & p-Xylene	ND	2.0	ug/L	0.24
cis-1,2-Dichloroethene	ND	1.0	ug/L	0.17
trans-1,2-Dichloroethene	ND	1.0	ug/L	0.19
Chloromethane	ND	1.0	ug/L	0.30
Bromomethane	ND	1.0	ug/L	0.41
Vinyl chloride	ND	1.0	ug/L	0.22
Chloroethane	ND	1.0	ug/L	0.29
Methylene chloride	ND	2.0	ug/L	0.33
Acetone	ND	10	ug/L	1.1
Carbon disulfide	ND	1.0	ug/L	0.13
1,1-Dichloroethene	ND	1.0	ug/L	0.19
1,1-Dichloroethane	ND	1.0	ug/L	0.15
1,2-Dichloroethene (total)	ND	1.0	ug/L	0.34
Chloroform	ND	1.0	ug/L	0.16
1,2-Dichloroethane	ND	1.0	ug/L	0.22
2-Butanone	ND	10	ug/L	0.57
1,1,1-Trichloroethane	ND	1.0	ug/L	0.22
Carbon tetrachloride	ND	1.0	ug/L	0.13
Bromodichloromethane	ND	1.0	ug/L	0.15
1,2-Dichloropropane	ND	1.0	ug/L	0.18
cis-1,3-Dichloropropene	ND	1.0	ug/L	0.14
Trichloroethene	ND	1.0	ug/L	0.17
Dibromochloromethane	ND	1.0	ug/L	0.18
1,1,2-Trichloroethane	ND	1.0	ug/L	0.27
Benzene	ND	1.0	ug/L	0.13
trans-1,3-Dichloropropene	ND	1.0	ug/L	0.19
Bromoform	ND	1.0	ug/L	0.64
4-Methyl-2-pentanone	ND	10	ug/L	0.32
2-Hexanone	ND	10	ug/L	0.41
Tetrachloroethene	ND	1.0	ug/L	0.29
1,1,2,2-Tetrachloroethane	ND	1.0	ug/L	0.18
Toluene	ND	1.0	ug/L	0.13
Chlorobenzene	ND	1.0	ug/L	0.15
Ethylbenzene	ND	1.0	ug/L	0.17

(Continued on next page)

Environmental Quality Mgt., Inc.

Client Sample ID: FWGDA2mw-DET1bR-0525-GW

GC/MS Volatiles

Lot-Sample #...: A7J110121-003 **Work Order #...:** J8NPX1AA **Matrix.....:** WG

PARAMETER	RESULT	REPORTING LIMIT	UNITS	MDL
Styrene	ND	1.0	ug/L	0.11
Xylenes (total)	ND	2.0	ug/L	0.28

SURROGATE	PERCENT RECOVERY	RECOVERY LIMITS
Dibromofluoromethane	90	(50 - 150)
1,2-Dichloroethane-d4	88	(50 - 150)
Toluene-d8	88	(50 - 150)
4-Bromofluorobenzene	86	(50 - 150)

Environmental Quality Mgt., Inc.

Client Sample ID: FWGBKGmw-013C-0515-GW

GC/MS Volatiles

Lot-Sample #...: A7J110121-005 **Work Order #...:** J8NP11AA **Matrix.....:** WG
Date Sampled...: 10/10/07 13:15 **Date Received..:** 10/11/07
Prep Date.....: 10/17/07 **Analysis Date..:** 10/17/07
Prep Batch #...: 7291329
Dilution Factor: 1 **Initial Wgt/Vol:** 5 mL **Final Wgt/Vol..:** 5 mL
Method.....: SW846 8260B

PARAMETER	RESULT	REPORTING LIMIT	UNITS	MDL
Bromochloromethane	ND	1.0	ug/L	0.29
1,2-Dibromoethane	ND	1.0	ug/L	0.24
o-Xylene	ND	1.0	ug/L	0.14
m-Xylene & p-Xylene	ND	2.0	ug/L	0.24
cis-1,2-Dichloroethene	ND	1.0	ug/L	0.17
trans-1,2-Dichloroethene	ND	1.0	ug/L	0.19
Chloromethane	ND	1.0	ug/L	0.30
Bromomethane	ND	1.0	ug/L	0.41
Vinyl chloride	ND	1.0	ug/L	0.22
Chloroethane	ND	1.0	ug/L	0.29
Methylene chloride	ND	2.0	ug/L	0.33
Acetone	ND	10	ug/L	1.1
Carbon disulfide	ND	1.0	ug/L	0.13
1,1-Dichloroethene	ND	1.0	ug/L	0.19
1,1-Dichloroethane	ND	1.0	ug/L	0.15
1,2-Dichloroethene (total)	ND	1.0	ug/L	0.34
Chloroform	ND	1.0	ug/L	0.16
1,2-Dichloroethane	ND	1.0	ug/L	0.22
2-Butanone	ND	10	ug/L	0.57
1,1,1-Trichloroethane	ND	1.0	ug/L	0.22
Carbon tetrachloride	ND	1.0	ug/L	0.13
Bromodichloromethane	ND	1.0	ug/L	0.15
1,2-Dichloropropane	ND	1.0	ug/L	0.18
cis-1,3-Dichloropropene	ND	1.0	ug/L	0.14
Trichloroethene	ND	1.0	ug/L	0.17
Dibromochloromethane	ND	1.0	ug/L	0.18
1,1,2-Trichloroethane	ND	1.0	ug/L	0.27
Benzene	ND	1.0	ug/L	0.13
trans-1,3-Dichloropropene	ND	1.0	ug/L	0.19
Bromoform	ND	1.0	ug/L	0.64
4-Methyl-2-pentanone	ND	10	ug/L	0.32
2-Hexanone	ND	10	ug/L	0.41
Tetrachloroethene	ND	1.0	ug/L	0.29
1,1,2,2-Tetrachloroethane	ND	1.0	ug/L	0.18
Toluene	ND	1.0	ug/L	0.13
Chlorobenzene	ND	1.0	ug/L	0.15
Ethylbenzene	ND	1.0	ug/L	0.17

(Continued on next page)

Environmental Quality Mgt., Inc.

Client Sample ID: FWGBKGmw-013C-0515-GW

GC/MS Volatiles

Lot-Sample #...: A7J110121-005 Work Order #...: J8NP11AA Matrix.....: WG

PARAMETER	RESULT	REPORTING LIMIT	UNITS	MDL
Styrene	ND	1.0	ug/L	0.11
Xylenes (total)	ND	2.0	ug/L	0.28

SURROGATE	PERCENT RECOVERY	RECOVERY LIMITS
Dibromofluoromethane	88	(50 - 150)
1,2-Dichloroethane-d4	87	(50 - 150)
Toluene-d8	87	(50 - 150)
4-Bromofluorobenzene	87	(50 - 150)

Environmental Quality Mgt., Inc.

Client Sample ID: FWGEQUIPRINSE3-0558-GW

GC/MS Volatiles

Lot-Sample #...: A7J110121-007 **Work Order #...:** J8NP61AA **Matrix.....:** WQ
Date Sampled...: 10/10/07 15:10 **Date Received..:** 10/11/07
Prep Date.....: 10/17/07 **Analysis Date..:** 10/17/07
Prep Batch #...: 7291329
Dilution Factor: 1 **Initial Wgt/Vol:** 5 mL **Final Wgt/Vol..:** 5 mL
Method.....: SW846 8260B

PARAMETER	RESULT	REPORTING LIMIT	UNITS	MDL
Bromochloromethane	ND	1.0	ug/L	0.29
1,2-Dibromoethane	ND	1.0	ug/L	0.24
o-Xylene	**0.48 J**	**1.0**	**ug/L**	**0.14**
m-Xylene & p-Xylene	**1.7 J**	**2.0**	**ug/L**	**0.24**
cis-1,2-Dichloroethene	ND	1.0	ug/L	0.17
trans-1,2-Dichloroethene	ND	1.0	ug/L	0.19
Chloromethane	ND	1.0	ug/L	0.30
Bromomethane	ND	1.0	ug/L	0.41
Vinyl chloride	ND	1.0	ug/L	0.22
Chloroethane	ND	1.0	ug/L	0.29
Methylene chloride	ND	2.0	ug/L	0.33
Acetone	**14**	**10**	**ug/L**	**1.1**
Carbon disulfide	ND	1.0	ug/L	0.13
1,1-Dichloroethene	ND	1.0	ug/L	0.19
1,1-Dichloroethane	ND	1.0	ug/L	0.15
1,2-Dichloroethene (total)	ND	1.0	ug/L	0.34
Chloroform	ND	1.0	ug/L	0.16
1,2-Dichloroethane	ND	1.0	ug/L	0.22
2-Butanone	**24**	**10**	**ug/L**	**0.57**
1,1,1-Trichloroethane	ND	1.0	ug/L	0.22
Carbon tetrachloride	ND	1.0	ug/L	0.13
Bromodichloromethane	ND	1.0	ug/L	0.15
1,2-Dichloropropane	ND	1.0	ug/L	0.18
cis-1,3-Dichloropropene	ND	1.0	ug/L	0.14
Trichloroethene	ND	1.0	ug/L	0.17
Dibromochloromethane	ND	1.0	ug/L	0.18
1,1,2-Trichloroethane	ND	1.0	ug/L	0.27
Benzene	ND	1.0	ug/L	0.13
trans-1,3-Dichloropropene	ND	1.0	ug/L	0.19
Bromoform	ND	1.0	ug/L	0.64
4-Methyl-2-pentanone	ND	10	ug/L	0.32
2-Hexanone	ND	10	ug/L	0.41
Tetrachloroethene	ND	1.0	ug/L	0.29
1,1,2,2-Tetrachloroethane	ND	1.0	ug/L	0.18
Toluene	**1.5**	**1.0**	**ug/L**	**0.13**
Chlorobenzene	ND	1.0	ug/L	0.15
Ethylbenzene	**0.34 J**	**1.0**	**ug/L**	**0.17**

(Continued on next page)

Environmental Quality Mgt., Inc.

Client Sample ID: FWGEQUIPRINSE3-0558-GW

GC/MS Volatiles

Lot-Sample #...: A7J110121-007 Work Order #...: J8NP61AA Matrix.....: WQ

PARAMETER	RESULT	REPORTING LIMIT	UNITS	MDL
Styrene	ND	1.0	ug/L	0.11
Xylenes (total)	**2.2**	**2.0**	**ug/L**	**0.28**

SURROGATE	PERCENT RECOVERY	RECOVERY LIMITS
Dibromofluoromethane	87	(50 - 150)
1,2-Dichloroethane-d4	86	(50 - 150)
Toluene-d8	88	(50 - 150)
4-Bromofluorobenzene	90	(50 - 150)

NOTE(S):

J Estimated result. Result is less than RL.

Environmental Quality Mgt., Inc.

Client Sample ID: FWGTEAM1-TRIP

GC/MS Volatiles

Lot-Sample #...:	A7J110121-008	**Work Order #...:**	J8NQE1AA	**Matrix.....:**	WQ
Date Sampled...:	10/10/07 08:00	**Date Received..:**	10/11/07		
Prep Date.....:	10/17/07	**Analysis Date..:**	10/17/07		
Prep Batch #...:	7291329				
Dilution Factor:	1	**Initial Wgt/Vol:**	5 mL	**Final Wgt/Vol..:**	5 mL
		Method.....:	*SW846 8260B*		

PARAMETER	RESULT	REPORTING LIMIT	UNITS	MDL
Bromochloromethane	ND	1.0	ug/L	0.29
1,2-Dibromoethane	ND	1.0	ug/L	0.24
o-Xylene	ND	1.0	ug/L	0.14
m-Xylene & p-Xylene	ND	2.0	ug/L	0.24
cis-1,2-Dichloroethene	ND	1.0	ug/L	0.17
trans-1,2-Dichloroethene	ND	1.0	ug/L	0.19
Chloromethane	ND	1.0	ug/L	0.30
Bromomethane	ND	1.0	ug/L	0.41
Vinyl chloride	ND	1.0	ug/L	0.22
Chloroethane	ND	1.0	ug/L	0.29
Methylene chloride	**0.55 J**	**2.0**	**ug/L**	**0.33**
Acetone	**4.0 J**	**10**	**ug/L**	**1.1**
Carbon disulfide	ND	1.0	ug/L	0.13
1,1-Dichloroethene	ND	1.0	ug/L	0.19
1,1-Dichloroethane	ND	1.0	ug/L	0.15
1,2-Dichloroethene (total)	ND	1.0	ug/L	0.34
Chloroform	ND	1.0	ug/L	0.16
1,2-Dichloroethane	ND	1.0	ug/L	0.22
2-Butanone	ND	10	ug/L	0.57
1,1,1-Trichloroethane	ND	1.0	ug/L	0.22
Carbon tetrachloride	ND	1.0	ug/L	0.13
Bromodichloromethane	ND	1.0	ug/L	0.15
1,2-Dichloropropane	ND	1.0	ug/L	0.18
cis-1,3-Dichloropropene	ND	1.0	ug/L	0.14
Trichloroethene	ND	1.0	ug/L	0.17
Dibromochloromethane	ND	1.0	ug/L	0.18
1,1,2-Trichloroethane	ND	1.0	ug/L	0.27
Benzene	ND	1.0	ug/L	0.13
trans-1,3-Dichloropropene	ND	1.0	ug/L	0.19
Bromoform	ND	1.0	ug/L	0.64
4-Methyl-2-pentanone	ND	10	ug/L	0.32
2-Hexanone	ND	10	ug/L	0.41
Tetrachloroethene	ND	1.0	ug/L	0.29
1,1,2,2-Tetrachloroethane	ND	1.0	ug/L	0.18
Toluene	ND	1.0	ug/L	0.13
Chlorobenzene	ND	1.0	ug/L	0.15
Ethylbenzene	ND	1.0	ug/L	0.17

(Continued on next page)

Environmental Quality Mgt., Inc.

Client Sample ID: FWGTEAM1-TRIP

GC/MS Volatiles

Lot-Sample #...: A7J110121-008 Work Order #...: J8NQE1AA Matrix.....: WQ

PARAMETER	RESULT	REPORTING LIMIT	UNITS	MDL
Styrene	ND	1.0	ug/L	0.11
Xylenes (total)	ND	2.0	ug/L	0.28

SURROGATE	PERCENT RECOVERY	RECOVERY LIMITS
Dibromofluoromethane	87	(50 - 150)
1,2-Dichloroethane-d4	87	(50 - 150)
Toluene-d8	88	(50 - 150)
4-Bromofluorobenzene	88	(50 - 150)

NOTE(S):

J Estimated result. Result is less than RL.

Environmental Quality Mgt., Inc.

Client Sample ID: FWGWBGmw-006C-0548-GW

GC/MS Volatiles

Lot-Sample #...: A7J110121-009 **Work Order #...:** J8NQF1AA **Matrix.....:** WG
Date Sampled...: 10/10/07 08:50 **Date Received..:** 10/11/07
Prep Date.....: 10/17/07 **Analysis Date..:** 10/17/07
Prep Batch #...: 7291329
Dilution Factor: 1 **Initial Wgt/Vol:** 5 mL **Final Wgt/Vol..:** 5 mL
Method.....: SW846 8260B

PARAMETER	RESULT	REPORTING LIMIT	UNITS	MDL
Bromochloromethane	ND	1.0	ug/L	0.29
1,2-Dibromoethane	ND	1.0	ug/L	0.24
o-Xylene	ND	1.0	ug/L	0.14
m-Xylene & p-Xylene	ND	2.0	ug/L	0.24
cis-1,2-Dichloroethene	ND	1.0	ug/L	0.17
trans-1,2-Dichloroethene	ND	1.0	ug/L	0.19
Chloromethane	ND	1.0	ug/L	0.30
Bromomethane	ND	1.0	ug/L	0.41
Vinyl chloride	ND	1.0	ug/L	0.22
Chloroethane	ND	1.0	ug/L	0.29
Methylene chloride	ND	2.0	ug/L	0.33
Acetone	ND	10	ug/L	1.1
Carbon disulfide	ND	1.0	ug/L	0.13
1,1-Dichloroethene	ND	1.0	ug/L	0.19
1,1-Dichloroethane	ND	1.0	ug/L	0.15
1,2-Dichloroethene (total)	ND	1.0	ug/L	0.34
Chloroform	ND	1.0	ug/L	0.16
1,2-Dichloroethane	ND	1.0	ug/L	0.22
2-Butanone	ND	10	ug/L	0.57
1,1,1-Trichloroethane	ND	1.0	ug/L	0.22
Carbon tetrachloride	ND	1.0	ug/L	0.13
Bromodichloromethane	ND	1.0	ug/L	0.15
1,2-Dichloropropane	ND	1.0	ug/L	0.18
cis-1,3-Dichloropropene	ND	1.0	ug/L	0.14
Trichloroethene	ND	1.0	ug/L	0.17
Dibromochloromethane	ND	1.0	ug/L	0.18
1,1,2-Trichloroethane	ND	1.0	ug/L	0.27
Benzene	ND	1.0	ug/L	0.13
trans-1,3-Dichloropropene	ND	1.0	ug/L	0.19
Bromoform	ND	1.0	ug/L	0.64
4-Methyl-2-pentanone	ND	10	ug/L	0.32
2-Hexanone	ND	10	ug/L	0.41
Tetrachloroethene	ND	1.0	ug/L	0.29
1,1,2,2-Tetrachloroethane	ND	1.0	ug/L	0.18
Toluene	ND	1.0	ug/L	0.13
Chlorobenzene	ND	1.0	ug/L	0.15
Ethylbenzene	ND	1.0	ug/L	0.17

(Continued on next page)

Environmental Quality Mgt., Inc.

Client Sample ID: FWGWBGmw-006C-0548-GW

GC/MS Volatiles

Lot-Sample #...: A7J110121-009 **Work Order #...:** J8NQF1AA **Matrix.....:** WG

PARAMETER	RESULT	REPORTING LIMIT	UNITS	MDL
Styrene	ND	1.0	ug/L	0.11
Xylenes (total)	ND	2.0	ug/L	0.28

SURROGATE	PERCENT RECOVERY	RECOVERY LIMITS
Dibromofluoromethane	89	(50 - 150)
1,2-Dichloroethane-d4	87	(50 - 150)
Toluene-d8	89	(50 - 150)
4-Bromofluorobenzene	88	(50 - 150)

Environmental Quality Mgt., Inc.

Client Sample ID: FWGBKGmw-012C-0514-GW

GC/MS Volatiles

Lot-Sample #...: A7J110121-011 **Work Order #...:** J8NQJ1AA **Matrix.....:** WG
Date Sampled...: 10/10/07 11:10 **Date Received..:** 10/11/07
Prep Date.....: 10/17/07 **Analysis Date..:** 10/17/07
Prep Batch #...: 7291329
Dilution Factor: 1 **Initial Wgt/Vol:** 5 mL **Final Wgt/Vol..:** 5 mL
Method.....: SW846 8260B

PARAMETER	RESULT	REPORTING LIMIT	UNITS	MDL
Bromochloromethane	ND	1.0	ug/L	0.29
1,2-Dibromoethane	ND	1.0	ug/L	0.24
o-Xylene	ND	1.0	ug/L	0.14
m-Xylene & p-Xylene	ND	2.0	ug/L	0.24
cis-1,2-Dichloroethene	ND	1.0	ug/L	0.17
trans-1,2-Dichloroethene	ND	1.0	ug/L	0.19
Chloromethane	ND	1.0	ug/L	0.30
Bromomethane	ND	1.0	ug/L	0.41
Vinyl chloride	ND	1.0	ug/L	0.22
Chloroethane	ND	1.0	ug/L	0.29
Methylene chloride	ND	2.0	ug/L	0.33
Acetone	ND	10	ug/L	1.1
Carbon disulfide	ND	1.0	ug/L	0.13
1,1-Dichloroethene	ND	1.0	ug/L	0.19
1,1-Dichloroethane	ND	1.0	ug/L	0.15
1,2-Dichloroethene (total)	ND	1.0	ug/L	0.34
Chloroform	ND	1.0	ug/L	0.16
1,2-Dichloroethane	ND	1.0	ug/L	0.22
2-Butanone	ND	10	ug/L	0.57
1,1,1-Trichloroethane	ND	1.0	ug/L	0.22
Carbon tetrachloride	ND	1.0	ug/L	0.13
Bromodichloromethane	ND	1.0	ug/L	0.15
1,2-Dichloropropane	ND	1.0	ug/L	0.18
cis-1,3-Dichloropropene	ND	1.0	ug/L	0.14
Trichloroethene	ND	1.0	ug/L	0.17
Dibromochloromethane	ND	1.0	ug/L	0.18
1,1,2-Trichloroethane	ND	1.0	ug/L	0.27
Benzene	ND	1.0	ug/L	0.13
trans-1,3-Dichloropropene	ND	1.0	ug/L	0.19
Bromoform	ND	1.0	ug/L	0.64
4-Methyl-2-pentanone	ND	10	ug/L	0.32
2-Hexanone	ND	10	ug/L	0.41
Tetrachloroethene	ND	1.0	ug/L	0.29
1,1,2,2-Tetrachloroethane	ND	1.0	ug/L	0.18
Toluene	ND	1.0	ug/L	0.13
Chlorobenzene	ND	1.0	ug/L	0.15
Ethylbenzene	ND	1.0	ug/L	0.17

(Continued on next page)

Environmental Quality Mgt., Inc.

Client Sample ID: FWGBKGmw-012C-0514-GW

GC/MS Volatiles

Lot-Sample #...: A7J110121-011 Work Order #...: J8NQJ1AA Matrix.....: WG

PARAMETER	RESULT	REPORTING LIMIT	UNITS	MDL
Styrene	ND	1.0	ug/L	0.11
Xylenes (total)	ND	2.0	ug/L	0.28

SURROGATE	PERCENT RECOVERY	RECOVERY LIMITS
Dibromofluoromethane	90	(50 - 150)
1,2-Dichloroethane-d4	88	(50 - 150)
Toluene-d8	88	(50 - 150)
4-Bromofluorobenzene	89	(50 - 150)

Environmental Quality Mgt., Inc.

Client Sample ID: FWGBKGmw-DUP1-0551-GW

GC/MS Volatiles

Lot-Sample #...: A7J110121-013 **Work Order #...:** J8NQQ1AA **Matrix.....:** WG
Date Sampled...: 10/10/07 12:36 **Date Received..:** 10/11/07
Prep Date.....: 10/17/07 **Analysis Date..:** 10/17/07
Prep Batch #...: 7291329
Dilution Factor: 1 **Initial Wgt/Vol:** 5 mL **Final Wgt/Vol..:** 5 mL
Method.....: SW846 8260B

PARAMETER	RESULT	REPORTING LIMIT	UNITS	MDL
Bromochloromethane	ND	1.0	ug/L	0.29
1,2-Dibromoethane	ND	1.0	ug/L	0.24
o-Xylene	ND	1.0	ug/L	0.14
m-Xylene & p-Xylene	ND	2.0	ug/L	0.24
cis-1,2-Dichloroethene	ND	1.0	ug/L	0.17
trans-1,2-Dichloroethene	ND	1.0	ug/L	0.19
Chloromethane	ND	1.0	ug/L	0.30
Bromomethane	ND	1.0	ug/L	0.41
Vinyl chloride	ND	1.0	ug/L	0.22
Chloroethane	ND	1.0	ug/L	0.29
Methylene chloride	ND	2.0	ug/L	0.33
Acetone	ND	10	ug/L	1.1
Carbon disulfide	ND	1.0	ug/L	0.13
1,1-Dichloroethene	ND	1.0	ug/L	0.19
1,1-Dichloroethane	ND	1.0	ug/L	0.15
1,2-Dichloroethene (total)	ND	1.0	ug/L	0.34
Chloroform	ND	1.0	ug/L	0.16
1,2-Dichloroethane	ND	1.0	ug/L	0.22
2-Butanone	ND	10	ug/L	0.57
1,1,1-Trichloroethane	ND	1.0	ug/L	0.22
Carbon tetrachloride	ND	1.0	ug/L	0.13
Bromodichloromethane	ND	1.0	ug/L	0.15
1,2-Dichloropropane	ND	1.0	ug/L	0.18
cis-1,3-Dichloropropene	ND	1.0	ug/L	0.14
Trichloroethene	ND	1.0	ug/L	0.17
Dibromochloromethane	ND	1.0	ug/L	0.18
1,1,2-Trichloroethane	ND	1.0	ug/L	0.27
Benzene	ND	1.0	ug/L	0.13
trans-1,3-Dichloropropene	ND	1.0	ug/L	0.19
Bromoform	ND	1.0	ug/L	0.64
4-Methyl-2-pentanone	ND	10	ug/L	0.32
2-Hexanone	ND	10	ug/L	0.41
Tetrachloroethene	ND	1.0	ug/L	0.29
1,1,2,2-Tetrachloroethane	ND	1.0	ug/L	0.18
Toluene	ND	1.0	ug/L	0.13
Chlorobenzene	ND	1.0	ug/L	0.15
Ethylbenzene	ND	1.0	ug/L	0.17

(Continued on next page)

Environmental Quality Mgt., Inc.

Client Sample ID: FWGBKGmw-DUP1-0551-GW

GC/MS Volatiles

Lot-Sample #...: A7J110121-013 **Work Order #...:** J8NQQ1AA **Matrix.....:** WG

PARAMETER	RESULT	REPORTING LIMIT	UNITS	MDL
Styrene	ND	1.0	ug/L	0.11
Xylenes (total)	ND	2.0	ug/L	0.28

SURROGATE	PERCENT RECOVERY	RECOVERY LIMITS
Dibromofluoromethane	88	(50 - 150)
1,2-Dichloroethane-d4	87	(50 - 150)
Toluene-d8	88	(50 - 150)
4-Bromofluorobenzene	87	(50 - 150)

Environmental Quality Mgt., Inc.

Client Sample ID: FWGTEAM3-TRIP

GC/MS Volatiles

Lot-Sample #...: A7J110121-015 **Work Order #...:** J8NQX1AA **Matrix.....:** WQ
Date Sampled...: 10/10/07 08:00 **Date Received..:** 10/11/07
Prep Date.....: 10/17/07 **Analysis Date..:** 10/17/07
Prep Batch #...: 7291329
Dilution Factor: 1 **Initial Wgt/Vol:** 5 mL **Final Wgt/Vol..:** 5 mL
Method.....: SW846 8260B

PARAMETER	RESULT	REPORTING LIMIT	UNITS	MDL
Bromochloromethane	ND	1.0	ug/L	0.29
1,2-Dibromoethane	ND	1.0	ug/L	0.24
o-Xylene	ND	1.0	ug/L	0.14
m-Xylene & p-Xylene	ND	2.0	ug/L	0.24
cis-1,2-Dichloroethene	ND	1.0	ug/L	0.17
trans-1,2-Dichloroethene	ND	1.0	ug/L	0.19
Chloromethane	ND	1.0	ug/L	0.30
Bromomethane	ND	1.0	ug/L	0.41
Vinyl chloride	ND	1.0	ug/L	0.22
Chloroethane	ND	1.0	ug/L	0.29
Methylene chloride	**0.52 J**	**2.0**	**ug/L**	**0.33**
Acetone	**3.9 J**	**10**	**ug/L**	**1.1**
Carbon disulfide	ND	1.0	ug/L	0.13
1,1-Dichloroethene	ND	1.0	ug/L	0.19
1,1-Dichloroethane	ND	1.0	ug/L	0.15
1,2-Dichloroethene (total)	ND	1.0	ug/L	0.34
Chloroform	ND	1.0	ug/L	0.16
1,2-Dichloroethane	ND	1.0	ug/L	0.22
2-Butanone	ND	10	ug/L	0.57
1,1,1-Trichloroethane	ND	1.0	ug/L	0.22
Carbon tetrachloride	ND	1.0	ug/L	0.13
Bromodichloromethane	ND	1.0	ug/L	0.15
1,2-Dichloropropane	ND	1.0	ug/L	0.18
cis-1,3-Dichloropropene	ND	1.0	ug/L	0.14
Trichloroethene	ND	1.0	ug/L	0.17
Dibromochloromethane	ND	1.0	ug/L	0.18
1,1,2-Trichloroethane	ND	1.0	ug/L	0.27
Benzene	ND	1.0	ug/L	0.13
trans-1,3-Dichloropropene	ND	1.0	ug/L	0.19
Bromoform	ND	1.0	ug/L	0.64
4-Methyl-2-pentanone	ND	10	ug/L	0.32
2-Hexanone	ND	10	ug/L	0.41
Tetrachloroethene	ND	1.0	ug/L	0.29
1,1,2,2-Tetrachloroethane	ND	1.0	ug/L	0.18
Toluene	ND	1.0	ug/L	0.13
Chlorobenzene	ND	1.0	ug/L	0.15
Ethylbenzene	ND	1.0	ug/L	0.17

(Continued on next page)

Environmental Quality Mgt., Inc.

Client Sample ID: FWGTEAM3-TRIP

GC/MS Volatiles

Lot-Sample #...: A7J110121-015 **Work Order #...:** J8NQX1AA **Matrix.....:** WQ

PARAMETER	RESULT	REPORTING LIMIT	UNITS	MDL
Styrene	ND	1.0	ug/L	0.11
Xylenes (total)	ND	2.0	ug/L	0.28

SURROGATE	PERCENT RECOVERY	RECOVERY LIMITS
Dibromofluoromethane	89	(50 - 150)
1,2-Dichloroethane-d4	83	(50 - 150)
Toluene-d8	89	(50 - 150)
4-Bromofluorobenzene	88	(50 - 150)

NOTE(S):

J Estimated result. Result is less than RL.

Environmental Quality Mgt., Inc.

Client Sample ID: **FWGWBGmw-007C-0549-GW**

GC/MS Volatiles

Lot-Sample #...: A7J110121-016 **Work Order #...:** J8NQ21AA **Matrix.....:** WG
Date Sampled...: 10/10/07 09:00 **Date Received..:** 10/11/07
Prep Date.....: 10/17/07 **Analysis Date..:** 10/17/07
Prep Batch #...: 7291329
Dilution Factor: 1 **Initial Wgt/Vol:** 5 mL **Final Wgt/Vol..:** 5 mL
Method.....: SW846 8260B

PARAMETER	RESULT	REPORTING LIMIT	UNITS	MDL
Bromochloromethane	ND	1.0	ug/L	0.29
1,2-Dibromoethane	ND	1.0	ug/L	0.24
o-Xylene	ND	1.0	ug/L	0.14
m-Xylene & p-Xylene	ND	2.0	ug/L	0.24
cis-1,2-Dichloroethene	ND	1.0	ug/L	0.17
trans-1,2-Dichloroethene	ND	1.0	ug/L	0.19
Chloromethane	ND	1.0	ug/L	0.30
Bromomethane	ND	1.0	ug/L	0.41
Vinyl chloride	ND	1.0	ug/L	0.22
Chloroethane	ND	1.0	ug/L	0.29
Methylene chloride	ND	2.0	ug/L	0.33
Acetone	ND	10	ug/L	1.1
Carbon disulfide	ND	1.0	ug/L	0.13
1,1-Dichloroethene	ND	1.0	ug/L	0.19
1,1-Dichloroethane	ND	1.0	ug/L	0.15
1,2-Dichloroethene (total)	ND	1.0	ug/L	0.34
Chloroform	ND	1.0	ug/L	0.16
1,2-Dichloroethane	ND	1.0	ug/L	0.22
2-Butanone	ND	10	ug/L	0.57
1,1,1-Trichloroethane	ND	1.0	ug/L	0.22
Carbon tetrachloride	ND	1.0	ug/L	0.13
Bromodichloromethane	ND	1.0	ug/L	0.15
1,2-Dichloropropane	ND	1.0	ug/L	0.18
cis-1,3-Dichloropropene	ND	1.0	ug/L	0.14
Trichloroethene	ND	1.0	ug/L	0.17
Dibromochloromethane	ND	1.0	ug/L	0.18
1,1,2-Trichloroethane	ND	1.0	ug/L	0.27
Benzene	ND	1.0	ug/L	0.13
trans-1,3-Dichloropropene	ND	1.0	ug/L	0.19
Bromoform	ND	1.0	ug/L	0.64
4-Methyl-2-pentanone	ND	10	ug/L	0.32
2-Hexanone	ND	10	ug/L	0.41
Tetrachloroethene	ND	1.0	ug/L	0.29
1,1,2,2-Tetrachloroethane	ND	1.0	ug/L	0.18
Toluene	ND	1.0	ug/L	0.13
Chlorobenzene	ND	1.0	ug/L	0.15
Ethylbenzene	ND	1.0	ug/L	0.17

(Continued on next page)

Environmental Quality Mgt., Inc.

Client Sample ID: FWGWBGmw-007C-0549-GW

GC/MS Volatiles

Lot-Sample #...: A7J110121-016 **Work Order #...:** J8NQ21AA **Matrix.....:** WG

PARAMETER	RESULT	REPORTING LIMIT	UNITS	MDL
Styrene	ND	1.0	ug/L	0.11
Xylenes (total)	ND	2.0	ug/L	0.28

SURROGATE	PERCENT RECOVERY	RECOVERY LIMITS
Dibromofluoromethane	88	(50 - 150)
1,2-Dichloroethane-d4	87	(50 - 150)
Toluene-d8	88	(50 - 150)
4-Bromofluorobenzene	89	(50 - 150)

Environmental Quality Mgt., Inc.

Client Sample ID: FWGDETmw-4bR-0527-GW

GC/MS Volatiles

Lot-Sample #...: A7J110121-018 **Work Order #...:** J8NRP1AA **Matrix.....:** WG
Date Sampled...: 10/10/07 10:40 **Date Received..:** 10/11/07
Prep Date.....: 10/17/07 **Analysis Date..:** 10/17/07
Prep Batch #...: 7291329
Dilution Factor: 1 **Initial Wgt/Vol:** 5 mL **Final Wgt/Vol..:** 5 mL
Method.....: SW846 8260B

PARAMETER	RESULT	REPORTING LIMIT	UNITS	MDL
Bromochloromethane	ND	1.0	ug/L	0.29
1,2-Dibromoethane	ND	1.0	ug/L	0.24
o-Xylene	ND	1.0	ug/L	0.14
m-Xylene & p-Xylene	ND	2.0	ug/L	0.24
cis-1,2-Dichloroethene	ND	1.0	ug/L	0.17
trans-1,2-Dichloroethene	ND	1.0	ug/L	0.19
Chloromethane	ND	1.0	ug/L	0.30
Bromomethane	ND	1.0	ug/L	0.41
Vinyl chloride	ND	1.0	ug/L	0.22
Chloroethane	ND	1.0	ug/L	0.29
Methylene chloride	ND	2.0	ug/L	0.33
Acetone	ND	10	ug/L	1.1
Carbon disulfide	ND	1.0	ug/L	0.13
1,1-Dichloroethene	ND	1.0	ug/L	0.19
1,1-Dichloroethane	ND	1.0	ug/L	0.15
1,2-Dichloroethene (total)	ND	1.0	ug/L	0.34
Chloroform	ND	1.0	ug/L	0.16
1,2-Dichloroethane	ND	1.0	ug/L	0.22
2-Butanone	ND	10	ug/L	0.57
1,1,1-Trichloroethane	ND	1.0	ug/L	0.22
Carbon tetrachloride	ND	1.0	ug/L	0.13
Bromodichloromethane	ND	1.0	ug/L	0.15
1,2-Dichloropropane	ND	1.0	ug/L	0.18
cis-1,3-Dichloropropene	ND	1.0	ug/L	0.14
Trichloroethene	ND	1.0	ug/L	0.17
Dibromochloromethane	ND	1.0	ug/L	0.18
1,1,2-Trichloroethane	ND	1.0	ug/L	0.27
Benzene	ND	1.0	ug/L	0.13
trans-1,3-Dichloropropene	ND	1.0	ug/L	0.19
Bromoform	ND	1.0	ug/L	0.64
4-Methyl-2-pentanone	ND	10	ug/L	0.32
2-Hexanone	ND	10	ug/L	0.41
Tetrachloroethene	ND	1.0	ug/L	0.29
1,1,2,2-Tetrachloroethane	ND	1.0	ug/L	0.18
Toluene	ND	1.0	ug/L	0.13
Chlorobenzene	ND	1.0	ug/L	0.15
Ethylbenzene	ND	1.0	ug/L	0.17

(Continued on next page)

Environmental Quality Mgt., Inc.

Client Sample ID: FWGDETmw-4bR-0527-GW

GC/MS Volatiles

Lot-Sample #...: A7J110121-018 **Work Order #...:** J8NRP1AA **Matrix.....:** WG

PARAMETER	RESULT	REPORTING LIMIT	UNITS	MDL
Styrene	ND	1.0	ug/L	0.11
Xylenes (total)	ND	2.0	ug/L	0.28

SURROGATE	PERCENT RECOVERY	RECOVERY LIMITS
Dibromofluoromethane	90	(50 - 150)
1,2-Dichloroethane-d4	87	(50 - 150)
Toluene-d8	88	(50 - 150)
4-Bromofluorobenzene	89	(50 - 150)

Environmental Quality Mgt., Inc.

Client Sample ID: FWGDETmw-3bR-0526-GW

GC/MS Volatiles

Lot-Sample #...: A7J110121-020 **Work Order #...:** J8NRX1AA **Matrix.....:** WG
Date Sampled...: 10/10/07 11:00 **Date Received..:** 10/11/07
Prep Date.....: 10/17/07 **Analysis Date..:** 10/17/07
Prep Batch #...: 7291329
Dilution Factor: 1 **Initial Wgt/Vol:** 5 mL **Final Wgt/Vol..:** 5 mL
Method.....: SW846 8260B

PARAMETER	RESULT	REPORTING LIMIT	UNITS	MDL
Bromochloromethane	ND	1.0	ug/L	0.29
1,2-Dibromoethane	ND	1.0	ug/L	0.24
o-Xylene	ND	1.0	ug/L	0.14
m-Xylene & p-Xylene	ND	2.0	ug/L	0.24
cis-1,2-Dichloroethene	ND	1.0	ug/L	0.17
trans-1,2-Dichloroethene	ND	1.0	ug/L	0.19
Chloromethane	ND	1.0	ug/L	0.30
Bromomethane	ND	1.0	ug/L	0.41
Vinyl chloride	ND	1.0	ug/L	0.22
Chloroethane	ND	1.0	ug/L	0.29
Methylene chloride	ND	2.0	ug/L	0.33
Acetone	ND	10	ug/L	1.1
Carbon disulfide	ND	1.0	ug/L	0.13
1,1-Dichloroethene	ND	1.0	ug/L	0.19
1,1-Dichloroethane	ND	1.0	ug/L	0.15
1,2-Dichloroethene (total)	ND	1.0	ug/L	0.34
Chloroform	ND	1.0	ug/L	0.16
1,2-Dichloroethane	ND	1.0	ug/L	0.22
2-Butanone	ND	10	ug/L	0.57
1,1,1-Trichloroethane	ND	1.0	ug/L	0.22
Carbon tetrachloride	ND	1.0	ug/L	0.13
Bromodichloromethane	ND	1.0	ug/L	0.15
1,2-Dichloropropane	ND	1.0	ug/L	0.18
cis-1,3-Dichloropropene	ND	1.0	ug/L	0.14
Trichloroethene	ND	1.0	ug/L	0.17
Dibromochloromethane	ND	1.0	ug/L	0.18
1,1,2-Trichloroethane	ND	1.0	ug/L	0.27
Benzene	ND	1.0	ug/L	0.13
trans-1,3-Dichloropropene	ND	1.0	ug/L	0.19
Bromoform	ND	1.0	ug/L	0.64
4-Methyl-2-pentanone	ND	10	ug/L	0.32
2-Hexanone	ND	10	ug/L	0.41
Tetrachloroethene	ND	1.0	ug/L	0.29
1,1,2,2-Tetrachloroethane	ND	1.0	ug/L	0.18
Toluene	ND	1.0	ug/L	0.13
Chlorobenzene	ND	1.0	ug/L	0.15
Ethylbenzene	ND	1.0	ug/L	0.17

(Continued on next page)

Environmental Quality Mgt., Inc.

Client Sample ID: FWGDETmw-3bR-0526-GW

GC/MS Volatiles

Lot-Sample #...: A7J110121-020 **Work Order #...:** J8NRX1AA **Matrix.....:** WG

PARAMETER	RESULT	REPORTING LIMIT	UNITS	MDL
Styrene	ND	1.0	ug/L	0.11
Xylenes (total)	ND	2.0	ug/L	0.28

SURROGATE	PERCENT RECOVERY	RECOVERY LIMITS
Dibromofluoromethane	89	(50 - 150)
1,2-Dichloroethane-d4	86	(50 - 150)
Toluene-d8	86	(50 - 150)
4-Bromofluorobenzene	89	(50 - 150)

Environmental Quality Mgt., Inc.

Client Sample ID: FWGLL12mw-186C-0533-GW

GC/MS Volatiles

Lot-Sample #...: A7J110121-024 **Work Order #...:** J8NR91AA **Matrix.....:** WG
Date Sampled...: 10/10/07 13:50 **Date Received..:** 10/11/07
Prep Date.....: 10/17/07 **Analysis Date..:** 10/17/07
Prep Batch #...: 7291329
Dilution Factor: 1 **Initial Wgt/Vol:** 5 mL **Final Wgt/Vol..:** 5 mL
Method.....: SW846 8260B

PARAMETER	RESULT	REPORTING LIMIT	UNITS	MDL
Bromochloromethane	ND	1.0	ug/L	0.29
1,2-Dibromoethane	ND	1.0	ug/L	0.24
o-Xylene	ND	1.0	ug/L	0.14
m-Xylene & p-Xylene	ND	2.0	ug/L	0.24
cis-1,2-Dichloroethene	ND	1.0	ug/L	0.17
trans-1,2-Dichloroethene	ND	1.0	ug/L	0.19
Chloromethane	ND	1.0	ug/L	0.30
Bromomethane	ND	1.0	ug/L	0.41
Vinyl chloride	ND	1.0	ug/L	0.22
Chloroethane	ND	1.0	ug/L	0.29
Methylene chloride	ND	2.0	ug/L	0.33
Acetone	ND	10	ug/L	1.1
Carbon disulfide	ND	1.0	ug/L	0.13
1,1-Dichloroethene	ND	1.0	ug/L	0.19
1,1-Dichloroethane	ND	1.0	ug/L	0.15
1,2-Dichloroethene (total)	ND	1.0	ug/L	0.34
Chloroform	ND	1.0	ug/L	0.16
1,2-Dichloroethane	ND	1.0	ug/L	0.22
2-Butanone	ND	10	ug/L	0.57
1,1,1-Trichloroethane	ND	1.0	ug/L	0.22
Carbon tetrachloride	ND	1.0	ug/L	0.13
Bromodichloromethane	ND	1.0	ug/L	0.15
1,2-Dichloropropane	ND	1.0	ug/L	0.18
cis-1,3-Dichloropropene	ND	1.0	ug/L	0.14
Trichloroethene	ND	1.0	ug/L	0.17
Dibromochloromethane	ND	1.0	ug/L	0.18
1,1,2-Trichloroethane	ND	1.0	ug/L	0.27
Benzene	ND	1.0	ug/L	0.13
trans-1,3-Dichloropropene	ND	1.0	ug/L	0.19
Bromoform	ND	1.0	ug/L	0.64
4-Methyl-2-pentanone	ND	10	ug/L	0.32
2-Hexanone	ND	10	ug/L	0.41
Tetrachloroethene	ND	1.0	ug/L	0.29
1,1,2,2-Tetrachloroethane	ND	1.0	ug/L	0.18
Toluene	ND	1.0	ug/L	0.13
Chlorobenzene	ND	1.0	ug/L	0.15
Ethylbenzene	ND	1.0	ug/L	0.17

(Continued on next page)

Environmental Quality Mgt., Inc.

Client Sample ID: FWGLL12mw-186C-0533-GW

GC/MS Volatiles

Lot-Sample #...: A7J110121-024 Work Order #...: J8NR91AA Matrix.....: WG

PARAMETER	RESULT	REPORTING LIMIT	UNITS	MDL
Styrene	ND	1.0	ug/L	0.11
Xylenes (total)	ND	2.0	ug/L	0.28

SURROGATE	PERCENT RECOVERY	RECOVERY LIMITS
Dibromofluoromethane	89	(50 - 150)
1,2-Dichloroethane-d4	86	(50 - 150)
Toluene-d8	86	(50 - 150)
4-Bromofluorobenzene	87	(50 - 150)

Environmental Quality Mgt., Inc.

Client Sample ID: FWGBKGmw-017C-0518-GW

GC/MS Volatiles

Lot-Sample #...: A7J110121-026 Work Order #...: J8NTJ1AA Matrix.....: WG
Date Sampled...: 10/10/07 16:10 Date Received..: 10/11/07
Prep Date.....: 10/17/07 Analysis Date..: 10/17/07
Prep Batch #...: 7291329
Dilution Factor: 1 Initial Wgt/Vol: 5 mL Final Wgt/Vol..: 5 mL
Method.....: SW846 8260B

PARAMETER	RESULT	REPORTING LIMIT	UNITS	MDL
Bromochloromethane	ND	1.0	ug/L	0.29
1,2-Dibromoethane	ND	1.0	ug/L	0.24
o-Xylene	ND	1.0	ug/L	0.14
m-Xylene & p-Xylene	ND	2.0	ug/L	0.24
cis-1,2-Dichloroethene	ND	1.0	ug/L	0.17
trans-1,2-Dichloroethene	ND	1.0	ug/L	0.19
Chloromethane	ND	1.0	ug/L	0.30
Bromomethane	ND	1.0	ug/L	0.41
Vinyl chloride	ND	1.0	ug/L	0.22
Chloroethane	ND	1.0	ug/L	0.29
Methylene chloride	ND	2.0	ug/L	0.33
Acetone	ND	10	ug/L	1.1
Carbon disulfide	ND	1.0	ug/L	0.13
1,1-Dichloroethene	ND	1.0	ug/L	0.19
1,1-Dichloroethane	ND	1.0	ug/L	0.15
1,2-Dichloroethene (total)	ND	1.0	ug/L	0.34
Chloroform	ND	1.0	ug/L	0.16
1,2-Dichloroethane	ND	1.0	ug/L	0.22
2-Butanone	ND	10	ug/L	0.57
1,1,1-Trichloroethane	ND	1.0	ug/L	0.22
Carbon tetrachloride	ND	1.0	ug/L	0.13
Bromodichloromethane	ND	1.0	ug/L	0.15
1,2-Dichloropropane	ND	1.0	ug/L	0.18
cis-1,3-Dichloropropene	ND	1.0	ug/L	0.14
Trichloroethene	ND	1.0	ug/L	0.17
Dibromochloromethane	ND	1.0	ug/L	0.18
1,1,2-Trichloroethane	ND	1.0	ug/L	0.27
Benzene	ND	1.0	ug/L	0.13
trans-1,3-Dichloropropene	ND	1.0	ug/L	0.19
Bromoform	ND	1.0	ug/L	0.64
4-Methyl-2-pentanone	ND	10	ug/L	0.32
2-Hexanone	ND	10	ug/L	0.41
Tetrachloroethene	ND	1.0	ug/L	0.29
1,1,2,2-Tetrachloroethane	ND	1.0	ug/L	0.18
Toluene	ND	1.0	ug/L	0.13
Chlorobenzene	ND	1.0	ug/L	0.15
Ethylbenzene	ND	1.0	ug/L	0.17

(Continued on next page)

Environmental Quality Mgt., Inc.

Client Sample ID: FWGBKGmw-017C-0518-GW

GC/MS Volatiles

Lot-Sample #...: A7J110121-026 **Work Order #...:** J8NTJ1AA **Matrix.....:** WG

PARAMETER	RESULT	REPORTING LIMIT	UNITS	MDL
Styrene	ND	1.0	ug/L	0.11
Xylenes (total)	ND	2.0	ug/L	0.28

SURROGATE	PERCENT RECOVERY	RECOVERY LIMITS
Dibromofluoromethane	90	(50 - 150)
1,2-Dichloroethane-d4	88	(50 - 150)
Toluene-d8	87	(50 - 150)
4-Bromofluorobenzene	88	(50 - 150)

Environmental Quality Mgt., Inc.

Client Sample ID: FWGTEAM2-TRIP

GC/MS Volatiles

Lot-Sample #...: A7J110121-028 **Work Order #...:** J8NTM1AA **Matrix.....:** WQ
Date Sampled...: 10/10/07 08:00 **Date Received..:** 10/11/07
Prep Date.....: 10/17/07 **Analysis Date..:** 10/17/07
Prep Batch #...: 7291329
Dilution Factor: 1 **Initial Wgt/Vol:** 5 mL **Final Wgt/Vol..:** 5 mL
Method.....: SW846 8260B

PARAMETER	RESULT	REPORTING LIMIT	UNITS	MDL
Bromochloromethane	ND	1.0	ug/L	0.29
1,2-Dibromoethane	ND	1.0	ug/L	0.24
o-Xylene	ND	1.0	ug/L	0.14
m-Xylene & p-Xylene	ND	2.0	ug/L	0.24
cis-1,2-Dichloroethene	ND	1.0	ug/L	0.17
trans-1,2-Dichloroethene	ND	1.0	ug/L	0.19
Chloromethane	ND	1.0	ug/L	0.30
Bromomethane	ND	1.0	ug/L	0.41
Vinyl chloride	ND	1.0	ug/L	0.22
Chloroethane	ND	1.0	ug/L	0.29
Methylene chloride	**0.61 J**	**2.0**	**ug/L**	**0.33**
Acetone	**3.9 J**	**10**	**ug/L**	**1.1**
Carbon disulfide	ND	1.0	ug/L	0.13
1,1-Dichloroethene	ND	1.0	ug/L	0.19
1,1-Dichloroethane	ND	1.0	ug/L	0.15
1,2-Dichloroethene (total)	ND	1.0	ug/L	0.34
Chloroform	ND	1.0	ug/L	0.16
1,2-Dichloroethane	ND	1.0	ug/L	0.22
2-Butanone	ND	10	ug/L	0.57
1,1,1-Trichloroethane	ND	1.0	ug/L	0.22
Carbon tetrachloride	ND	1.0	ug/L	0.13
Bromodichloromethane	ND	1.0	ug/L	0.15
1,2-Dichloropropane	ND	1.0	ug/L	0.18
cis-1,3-Dichloropropene	ND	1.0	ug/L	0.14
Trichloroethene	ND	1.0	ug/L	0.17
Dibromochloromethane	ND	1.0	ug/L	0.18
1,1,2-Trichloroethane	ND	1.0	ug/L	0.27
Benzene	ND	1.0	ug/L	0.13
trans-1,3-Dichloropropene	ND	1.0	ug/L	0.19
Bromoform	ND	1.0	ug/L	0.64
4-Methyl-2-pentanone	ND	10	ug/L	0.32
2-Hexanone	ND	10	ug/L	0.41
Tetrachloroethene	ND	1.0	ug/L	0.29
1,1,2,2-Tetrachloroethane	ND	1.0	ug/L	0.18
Toluene	ND	1.0	ug/L	0.13
Chlorobenzene	ND	1.0	ug/L	0.15
Ethylbenzene	ND	1.0	ug/L	0.17

(Continued on next page)

Environmental Quality Mgt., Inc.

Client Sample ID: FWGTEAM2-TRIP

GC/MS Volatiles

Lot-Sample #...: A7J110121-028 **Work Order #...:** J8NTM1AA **Matrix.....:** WQ

PARAMETER	RESULT	REPORTING LIMIT	UNITS	MDL
Styrene	ND	1.0	ug/L	0.11
Xylenes (total)	ND	2.0	ug/L	0.28

SURROGATE	PERCENT RECOVERY	RECOVERY LIMITS
Dibromofluoromethane	91	(50 - 150)
1,2-Dichloroethane-d4	87	(50 - 150)
Toluene-d8	88	(50 - 150)
4-Bromofluorobenzene	89	(50 - 150)

NOTE(S):

J Estimated result. Result is less than RL.

Data File: \\cansvr11\dd\chem\MSV\a3ux10.i\P71017A.b\UXX7611.D
Report Date: 19-Oct-2007 13:45

STL North Canton

CONTINUING CALIBRATION COMPOUNDS

Instrument ID: a3ux10.i Injection Date: 17-OCT-2007 09:56
Lab File ID: UXX7611.D Init. Cal. Date(s): 24-AUG-2007 03-OCT-2007
Analysis Type: WATER Init. Cal. Times: 18:07 12:32
Lab Sample ID: 50NG-CC Quant Type: ISTD
Method: \\cansvr11\dd\chem\MSV\a3ux10.i\P71017A.b\8260LLUX10.m

COMPOUND	RRF / AMOUNT	RF50	CCAL RRF50	MIN RRF	%D / %DRIFT	MAX %D / %DRIFT	CURVE TYPE	
$ 4 Dibromofluoromethane	0.22575	0.20404	0.20404	0.010	9.61457	50.00000	Averaged	
$ 5 1,2-Dichloroethane-d4	0.26034	0.22473	0.22473	0.010	13.67898	50.00000	Averaged	
$ 6 Toluene-d8	1.21891	1.12233	1.12233	0.010	7.92392	50.00000	Averaged	
$ 7 Bromofluorobenzene	0.44483	0.41806	0.41806	0.010	6.01637	50.00000	Averaged	
8 Dichlorodifluoromethane	0.19718	0.21403	0.21403	0.010	-8.54422	50.00000	Averaged	
9 Chloromethane	0.25805	0.26831	0.26831	0.100	-3.97764	50.00000	Averaged	
10 Vinyl Chloride	0.26191	0.24682	0.24682	0.010	5.76188	20.00000	Averaged	
11 Bromomethane	0.12884	0.11678	0.11678	0.010	9.36568	50.00000	Averaged	
12 Chloroethane	0.16216	0.15602	0.15602	0.010	3.78660	50.00000	Averaged	
13 Trichlorofluoromethane	0.22018	0.19572	0.19572	0.010	11.10951	50.00000	Averaged	
15 Acrolein	0.02369	0.01869	0.01869	0.010	21.07551	50.00000	Averaged	
16 Acetone	100	128	0.07684	0.010	-27.64314	0.000e+000	Wt Linear	
17 1,1-Dichloroethene	0.22634	0.25057	0.25057	0.010	-10.70647	20.00000	Averaged	
18 Freon-113	0.18811	0.20164	0.20164	0.010	-7.19218	50.00000	Averaged	
19 Iodomethane	0.38610	0.39758	0.39758	0.010	-2.97408	50.00000	Averaged	
20 Carbon Disulfide	0.66903	0.68262	0.68262	0.010	-2.03177	50.00000	Averaged	
21 Methylene Chloride	50.00000	51.84668	0.26455	0.010	-3.69336	0.000e+000	Wt Linear	
22 Acetonitrile	0.01567	0.02602	0.02602	0.010	-66.01792	50.00000	Averaged	<-
23 Acrylonitrile	0.08176	0.09445	0.09445	0.010	-15.53247	50.00000	Averaged	
24 Methyl tert-butyl ether	0.66475	0.66906	0.66906	0.010	-0.64825	50.00000	Averaged	
25 trans-1,2-Dichloroethene	0.25613	0.26644	0.26644	0.010	-4.02693	50.00000	Averaged	
26 Hexane	0.06276	0.06716	0.06716	0.010	-7.01903	20.00000	Averaged	
27 Vinyl acetate	0.34276	0.31185	0.31185	0.010	9.01662	50.00000	Averaged	
28 1,1-Dichloroethane	0.39908	0.40890	0.40890	0.100	-2.46129	50.00000	Averaged	
29 tert-Butyl Alcohol	0.01346	0.02007	0.02007	0.010	-49.17601	50.00000	Averaged	
30 2-Butanone	0.09524	0.10851	0.10851	0.010	-13.94055	50.00000	Averaged	
M 31 1,2-Dichloroethene (total)	0.25941	0.26821	0.26821	0.010	-3.39244	50.00000	Averaged	
32 cis-1,2-dichloroethene	0.26269	0.26997	0.26997	0.010	-2.77379	50.00000	Averaged	
33 2,2-Dichloropropane	0.22876	0.19595	0.19595	0.010	14.34626	50.00000	Averaged	
34 Bromochloromethane	0.13131	0.14051	0.14051	0.010	-7.00972	50.00000	Averaged	
35 Chloroform	0.40193	0.40789	0.40789	0.010	-1.48442	20.00000	Averaged	
36 Tetrahydrofuran	0.06046	0.06432	0.06432	0.010	-6.38547	50.00000	Averaged	
37 1,1,1-Trichloroethane	0.31317	0.29728	0.29728	0.010	5.07418	50.00000	Averaged	
38 1,1-Dichloropropene	0.32316	0.33033	0.33033	0.010	-2.21856	50.00000	Averaged	
39 Carbon Tetrachloride	0.26169	0.25459	0.25459	0.010	2.71480	50.00000	Averaged	
40 1,2-Dichloroethane	0.30799	0.30216	0.30216	0.010	1.89238	50.00000	Averaged	
41 Benzene	1.01432	1.02560	1.02560	0.010	-1.11233	50.00000	Averaged	
42 Trichloroethene	0.28313	0.28987	0.28987	0.010	-2.38252	50.00000	Averaged	
43 1,2-Dichloropropane	0.22101	0.22970	0.22970	0.010	-3.93233	20.00000	Averaged	
44 1,4-Dioxane	2500	4013	0.00229	0.010	-60.50433	0.000e+000	Linear	<-
45 Dibromomethane	0.13409	0.14182	0.14182	0.010	-5.76209	50.00000	Averaged	
46 Bromodichloromethane	0.28239	0.28444	0.28444	0.010	-0.72551	50.00000	Averaged	
47 2-Chloroethyl vinyl ether	0.12951	0.13593	0.13593	0.010	-4.96344	50.00000	Averaged	

Data File: \\cansvr11\dd\chem\MSV\a3ux10.i\P71017A.b\UXX7611.D
Report Date: 19-Oct-2007 13:45

STL North Canton

CONTINUING CALIBRATION COMPOUNDS

Instrument ID: a3ux10.i Injection Date: 17-OCT-2007 09:56
Lab File ID: UXX7611.D Init. Cal. Date(s): 24-AUG-2007 03-OCT-2007
Analysis Type: WATER Init. Cal. Times: 18:07 12:32
Lab Sample ID: 50NG-CC Quant Type: ISTD
Method: \\cansvr11\dd\chem\MSV\a3ux10.i\P71017A.b\8260LLUX10.m

COMPOUND	RRF / AMOUNT	RF50	CCAL RRF50	MIN RRF	%D / %DRIFT	MAX %D / %DRIFT	CURVE TYPE	
48 cis-1,3-Dichloropropene	0.32241	0.32351	0.32351	0.010	-0.34026	50.00000	Averaged	
49 4-Methyl-2-pentanone	0.18590	0.19985	0.19985	0.010	-7.50327	50.00000	Averaged	
50 Toluene	1.42685	1.50205	1.50205	0.010	-5.26988	20.00000	Averaged	
51 trans-1,3-Dichloropropene	0.35406	0.36365	0.36365	0.010	-2.71043	50.00000	Averaged	
52 Ethyl Methacrylate	0.35292	0.38331	0.38331	0.010	-8.61171	50.00000	Averaged	
53 1,1,2-Trichloroethane	0.26996	0.29100	0.29100	0.010	-7.79344	50.00000	Averaged	
54 1,3-Dichloropropane	0.47468	0.50836	0.50836	0.010	-7.09385	50.00000	Averaged	
55 Tetrachloroethene	0.31899	0.33558	0.33558	0.010	-5.19942	50.00000	Averaged	
56 2-Hexanone	0.16993	0.18974	0.18974	0.010	-11.65451	50.00000	Averaged	
57 Dibromochloromethane	0.27274	0.29353	0.29353	0.010	-7.62241	50.00000	Averaged	
58 1,2-Dibromoethane	0.27391	0.29752	0.29752	0.010	-8.61866	50.00000	Averaged	
59 Chlorobenzene	0.94798	0.98955	0.98955	0.300	-4.38449	50.00000	Averaged	
60 1,1,1,2-Tetrachloroethane	0.29264	0.31394	0.31394	0.010	-7.27882	50.00000	Averaged	
61 Ethylbenzene	0.49923	0.52877	0.52877	0.010	-5.91767	20.00000	Averaged	
62 m-,p-Xylene	0.63352	0.67651	0.67651	0.010	-6.78511	50.00000	Averaged	
M 62 Xylenes (total)	0.63200	0.67416	0.67416	0.010	-6.67001	50.00000	Averaged	
64 Xylene-o	0.62896	0.66946	0.66946	0.010	-6.43816	50.00000	Averaged	
65 Styrene	1.04440	1.13414	1.13414	0.010	-8.59238	50.00000	Averaged	
66 Bromoform	50.00000	51.07444	0.20148	0.100	-2.14888	0.000e+000	Wt Linear	
67 Isopropylbenzene	1.46679	1.55296	1.55296	0.010	-5.87537	50.00000	Averaged	
68 1,1,2,2-Tetrachloroethane	0.63389	0.68173	0.68173	0.300	-7.54614	50.00000	Averaged	
69 1,4-Dichloro-2-butene	50.00000	++++	0.11234	0.010	++++	0.000e+000	Wt Linear	<-
70 1,2,3-Trichloropropane	0.19708	0.20933	0.20933	0.010	-6.21447	50.00000	Averaged	
71 Bromobenzene	0.77018	0.78999	0.78999	0.010	-2.57321	50.00000	Averaged	
72 n-Propylbenzene	0.81510	0.83726	0.83726	0.010	-2.71863	50.00000	Averaged	
73 2-Chlorotoluene	0.71223	0.73133	0.73133	0.010	-2.68199	50.00000	Averaged	
74 1,3,5-Trimethylbenzene	2.34816	2.44738	2.44738	0.010	-4.22552	50.00000	Averaged	
75 4-Chlorotoluene	0.73567	0.76311	0.76311	0.010	-3.73009	50.00000	Averaged	
76 tert-Butylbenzene	2.24592	2.44288	2.44288	0.010	-8.76990	50.00000	Averaged	
77 1,2,4-Trimethylbenzene	2.40943	2.50631	2.50631	0.010	-4.02080	50.00000	Averaged	
78 sec-Butylbenzene	2.96145	3.09416	3.09416	0.010	-4.48112	50.00000	Averaged	
79 4-Isopropyltoluene	2.51741	2.68102	2.68102	0.010	-6.49900	50.00000	Averaged	
80 1,3-Dichlorobenzene	1.45583	1.50693	1.50693	0.010	-3.51055	50.00000	Averaged	
81 1,4-Dichlorobenzene	1.52341	1.61633	1.61633	0.010	-6.09945	50.00000	Averaged	
82 n-Butylbenzene	2.12948	2.25122	2.25122	0.010	-5.71675	50.00000	Averaged	
83 1,2-Dichlorobenzene	1.35757	1.46480	1.46480	0.010	-7.89842	50.00000	Averaged	
84 1,2-Dibromo-3-chloropropane	0.11020	0.12433	0.12433	0.010	-12.81966	50.00000	Averaged	
85 1,2,4-Trichlorobenzene	0.95601	0.86378	0.86378	0.010	9.64658	50.00000	Averaged	
86 Hexachlorobutadiene	0.40453	0.40129	0.40129	0.010	0.79967	50.00000	Averaged	
87 Naphthalene	2.04202	1.81860	1.81860	0.010	10.94116	50.00000	Averaged	
88 1,2,3-Trichlorobenzene	0.87106	0.74572	0.74572	0.010	14.39015	50.00000	Averaged	
98 Cyclohexane	0.43134	0.44455	0.44455	0.010	-3.06288	50.00000	Averaged	
143 Methyl Acetate	0.16304	0.18486	0.18486	0.010	-13.38284	50.00000	Averaged	

Data File: \\cansvr11\dd\chem\MSV\a3ux10.i\P71017A.b\UXX7611.D
Report Date: 19-Oct-2007 13:45

STL North Canton

CONTINUING CALIBRATION COMPOUNDS

Instrument ID: a3ux10.i Injection Date: 17-OCT-2007 09:56
Lab File ID: UXX7611.D Init. Cal. Date(s): 24-AUG-2007 03-OCT-2007
Analysis Type: WATER Init. Cal. Times: 18:07 12:32
Lab Sample ID: 50NG-CC Quant Type: ISTD
Method: \\cansvr11\dd\chem\MSV\a3ux10.i\P71017A.b\8260LLUX10.m

COMPOUND	RRF / AMOUNT	RF50	CCAL RRF50	MIN RRF	%D / %DRIFT	MAX %D / %DRIFT	CURVE TYPE
144 Methylcyclohexane	0.46264	0.47290	0.47290	0.010	-2.21831	50.00000	Averaged
141 1,3,5-Trichlorobenzene	1.05707	1.05776	1.05776	0.010	-0.06520	50.00000	Averaged
149 Vinyl Acetate-86	50.00000	44.90761	0.04036	0.010	10.18479	0.000e+000	Wt Linear

SDG: A7J110121
Date/Time Cal: 10/17/07 @ 0956

VOC Analyte	%D
Chloromethane	3.97764
Vinyl Chloride	5.76188
Bromomethane	9.36568
Chloroethane	3.7866
1,1-Dichloroethene	10.70647
Acetone	**27.64314**
Methylene Chloride	3.69336
Carbon Disulide	2.03177
trans-1,2-Dichloroethene	4.02693
1,1-Dichloroethane	2.46129
cis-1,2-Dichloroethene	2.77379
1,2-Dichloroethene total	3.39244
2-Butanone	13.94055
Bromochloromethane	7.00972
Chloroform	1.48442
1,1,1-Trichloroethane	5.07418
Carbon Tetrachloride	2.7148
Benzene	1.11233
1,2-Dichloroethane	1.89238
Trichloroethene	2.38252
1,2-Dichloropropane	3.93233
Bromodichloromethane	0.72551
cis-1,3-Dichloropropene	0.34026
4-Methyl-2-pentanone	7.50327
Toluene	5.26988
trans-1,3-Dichloropropene	2.71043
1,1,2-Trichloroethane	7.79344
Tetrachloroethene	5.19942
2-Hexanone	11.65451
Dibromochloromethane	7.62241
Ethylene Dibromide	8.61866
Chlorobenzene	4.38449
Ethylbenzene	5.91767
m,p- Xylenes	6.78511
o- Xylenes	6.43816
Total Xylenes	6.67001
Styrene	8.59238
Bromoform	2.14888
1,1,2,2-Tetrachloroethane	7.54614
AVG %D	5.771406

Data File: \\cansvr11\dd\chem\MSV\a3ux10.i\P71017A.b/UXX7613.D
Report Date: 10/17/2007

CONTINUING CALIBRATION COMPOUNDS
PERCENT DRIFT REPORT

Instrument ID: a3ux10.i Injection Date: 17-OCT-2007 10:40
Lab File ID: UXX7613.D Lab Sample ID: QCMRL
Analysis Type: WATER Method File: \\cansvr11\dd\chem\MSV\a3ux10.i\P71017A

	COMPOUND	EXPECTED CONC.	MEASURED CONC.	%D	MAX %D	
0	Fluorobenzene	50.0000	50.0000	0.0	50.0	
0	Chlorobenzene-d5	50.0000	50.0000	0.0	50.0	
0	1,4-Dichlorobenzene-d4	50.0000	50.0000	0.0	50.0	
0	1,3,5-Trichlorobenzene	5.0000	4.9336	1.3	50.0	
0	Methylcyclohexane	5.0000	4.6871	6.3	50.0	
0	Methyl Acetate	10.0000	12.3364	23.4	50.0	
0	Cyclohexane	5.0000	5.0837	1.7	50.0	
0	Dichlorodifluoromethane	5.0000	5.5112	10.2	50.0	
0	Chloromethane	5.0000	5.4428	8.9	50.0	
0	Vinyl Chloride	5.0000	5.0763	1.5	20.0	
0	Bromomethane	5.0000	5.2082	4.2	50.0	
0	Chloroethane	5.0000	5.1188	2.4	50.0	
0	Trichlorofluoromethane	5.0000	4.1410	17.2	50.0	
0	Acrolein	50.0000	38.0409	23.9	50.0	
0	Acetone	10.0000	15.5243	55.2	50.0	<-155.2%
0	1,1-Dichloroethene	5.0000	5.5877	11.8	20.0	
0	Freon-113	5.0000	5.2236	4.5	50.0	
0	Iodomethane	5.0000	5.4800	9.6	50.0	
0	Carbon Disulfide	5.0000	5.1317	2.6	50.0	
0	Methylene Chloride	5.0000	5.2169	4.3	50.0	
0	Hexachlorobutadiene	5.0000	5.1374	2.7	50.0	
0	Acrylonitrile	10.0000	10.2858	2.9	50.0	
0	Methyl tert-butyl ether	5.0000	5.0973	1.9	50.0	
0	trans-1,2-Dichloroethene	5.0000	5.2018	4.0	50.0	
0	Hexane	5.0000	4.7704	4.6	20.0	
0	Vinyl acetate	5.0000	4.4137	11.7	50.0	
0	1,1-Dichloroethane	5.0000	5.1679	3.4	50.0	
0	tert-Butyl Alcohol	100.0000	133.0774	33.1	50.0	
0	2-Butanone	10.0000	11.5764	15.8	50.0	
0	1,2-Dichloroethene (total)	10.0000	10.4310	4.3	50.0	
0	cis-1,2-dichloroethene	5.0000	5.2292	4.6	50.0	
0	2,2-Dichloropropane	5.0000	4.0887	18.2	50.0	
0	Bromochloromethane	5.0000	5.2294	4.6	50.0	
0	Chloroform	5.0000	5.0463	0.9	20.0	
0	Tetrahydrofuran	5.0000	5.2974	5.9	50.0	
0	1,1,1-Trichloroethane	5.0000	4.5902	8.2	50.0	
0	1,1-Dichloropropene	5.0000	4.9280	1.4	50.0	
0	Carbon Tetrachloride	5.0000	4.4359	11.3	50.0	
0	1,2-Dichloroethane	5.0000	4.7728	4.5	50.0	

Data File: \\cansvr11\dd\chem\MSV\a3ux10.i\P71017A.b/UXX7613.D
Report Date: 10/17/2007

CONTINUING CALIBRATION COMPOUNDS
PERCENT DRIFT REPORT

Instrument ID: a3ux10.i
Lab File ID: UXX7613.D
Analysis Type: WATER

Injection Date: 17-OCT-2007 10:40
Lab Sample ID: QCMRL
Method File: \\cansvr11\dd\chem\MSV\a3ux10.i\

	COMPOUND	EXPECTED CONC.	MEASURED CONC.	%D	MAX %D
0	Benzene	5.0000	5.4207	8.4	50.0
0	Trichloroethene	5.0000	5.1246	2.5	50.0
0	1,2-Dichloropropane	5.0000	4.9373	1.3	20.0
0	1,2,4-Trichlorobenzene	5.0000	4.3772	12.5	50.0
0	Dibromomethane	5.0000	4.8650	2.7	50.0
0	Bromodichloromethane	5.0000	4.7526	4.9	50.0
0	2-Chloroethyl vinyl ether	10.0000	8.9717	10.3	50.0
0	cis-1,3-Dichloropropene	5.0000	4.4099	11.8	50.0
0	4-Methyl-2-pentanone	10.0000	9.6099	3.9	50.0
0	Toluene	5.0000	5.3842	7.7	20.0
0	trans-1,3-Dichloropropene	5.0000	4.2358	15.3	50.0
0	Ethyl Methacrylate	5.0000	4.3988	12.0	50.0
0	1,1,2-Trichloroethane	5.0000	5.4911	9.8	50.0
0	1,3-Dichloropropane	5.0000	5.3196	6.4	50.0
0	Tetrachloroethene	5.0000	5.1933	3.9	50.0
0	2-Hexanone	10.0000	10.0476	0.5	50.0
0	Dibromochloromethane	5.0000	4.5462	9.1	50.0
0	1,2-Dibromoethane	5.0000	5.2085	4.2	50.0
0	Chlorobenzene	5.0000	5.5129	10.3	50.0
0	1,1,1,2-Tetrachloroethane	5.0000	4.7919	4.2	50.0
0	Ethylbenzene	5.0000	4.9815	0.4	20.0
0	m,p-Xylene	10.0000	9.8428	1.6	50.0
0	Xylenes (total)	15.0000	14.6800	2.1	50.0
0	Xylene-o	5.0000	4.8373	3.3	50.0
0	Styrene	5.0000	4.8014	4.0	50.0
0	Bromoform	5.0000	6.0888	21.8	50.0
0	Isopropylbenzene	5.0000	4.8814	2.4	50.0
0	1,1,2,2-Tetrachloroethane	5.0000	5.7934	15.9	50.0
0	1,4-Dichloro-2-butene	5.0000	5.8997	18.0	50.0
0	1,2,3-Trichloropropane	5.0000	5.3911	7.8	50.0
0	Bromobenzene	5.0000	5.6197	12.4	50.0
0	n-Propylbenzene	5.0000	5.0314	0.6	50.0
0	2-Chlorotoluene	5.0000	5.0647	1.3	50.0
0	1,3,5-Trimethylbenzene	5.0000	4.7739	4.5	50.0
0	4-Chlorotoluene	5.0000	5.3468	6.9	50.0
0	tert-Butylbenzene	5.0000	4.6218	7.6	50.0
0	1,2,4-Trimethylbenzene	5.0000	4.8139	3.7	50.0
0	sec-Butylbenzene	5.0000	4.9054	1.9	50.0
0	4-Isopropyltoluene	5.0000	4.8213	3.6	50.0

Data File: \\cansvr11\dd\chem\MSV\a3ux10.i\P71017A.b/UXX7613.D
Report Date: 10/17/2007

CONTINUING CALIBRATION COMPOUNDS
PERCENT DRIFT REPORT

Instrument ID: a3ux10.i
Injection Date: 17-OCT-2007 10:40
Lab File ID: UXX7613.D
Lab Sample ID: QCMRL
Analysis Type: WATER
Method File: \\cansvr11\dd\chem\MSV\a3ux10.i\

	COMPOUND	EXPECTED CONC.	MEASURED CONC.	%D	MAX %D	
0	1,3-Dichlorobenzene	5.0000	5.2319	4.6	50.0	
0	1,4-Dichlorobenzene	5.0000	5.5770	11.5	50.0	
0	n-Butylbenzene	5.0000	4.7890	4.2	50.0	
0	1,2-Dichlorobenzene	5.0000	5.5153	10.3	50.0	
0	1,2-Dibromo-3-chloropropane	5.0000	5.0992	2.0	50.0	
51	Acetonitrile	50.0000	75.2342	50.5	50.0	<-
59	1,4-Dioxane	250.0000	268.6537	7.5	50.0	
113	Naphthalene	5.0000	3.9066	21.9	50.0	
115	1,2,3-Trichlorobenzene	5.0000	4.3304	13.4	50.0	
149	Vinyl Acetate-86	5.0000	6.0807	21.6	50.0	
0	1,2-Dichloroethane-d4	5.0000	43.6553	773.1	50.0	<-
0	Dibromofluoromethane	5.0000	44.1711	783.4	50.0	<-
0	Bromofluorobenzene	5.0000	44.5126	790.3	50.0	<-
0	Toluene-d8	5.0000	45.8881	817.8	50.0	<-

Data File: \\cansvr11\dd\chem\MSV\a3ux10.i\P71017A.b/UXX7641.D
Report Date: 10/18/2007

CONTINUING CALIBRATION COMPOUNDS
PERCENT DRIFT REPORT

Instrument ID: a3ux10.i
Lab File ID: UXX7641.D
Analysis Type: WATER

Injection Date: 17-OCT-2007 21:07
Lab Sample ID: QCMRL
Method File: \\cansvr11\dd\chem\MSV\a3ux10.i\P71017A

	COMPOUND	EXPECTED CONC.	MEASURED CONC.	%D	MAX %D	
0	Fluorobenzene	50.0000	50.0000	0.0	50.0	
0	Chlorobenzene-d5	50.0000	50.0000	0.0	50.0	
0	1,4-Dichlorobenzene-d4	50.0000	50.0000	0.0	50.0	
0	1,3,5-Trichlorobenzene	5.0000	4.5747	8.5	50.0	
0	Methylcyclohexane	5.0000	4.2477	15.0	50.0	
0	Methyl Acetate	10.0000	11.9490	19.5	50.0	
0	Cyclohexane	5.0000	4.4631	10.7	50.0	
0	Dichlorodifluoromethane	5.0000	4.3754	12.5	50.0	
0	Chloromethane	5.0000	4.8341	3.3	50.0	
0	Vinyl Chloride	5.0000	4.5436	9.1	20.0	
0	Bromomethane	5.0000	4.4780	10.4	50.0	
0	Chloroethane	5.0000	4.6214	7.6	50.0	
0	Trichlorofluoromethane	5.0000	3.3109	33.8	50.0	
0	Acrolein	50.0000	41.2393	17.5	50.0	
0	Acetone	10.0000	13.4139	34.1	50.0	134.1
0	1,1-Dichloroethene	5.0000	5.5532	11.1	20.0	
0	Freon-113	5.0000	4.8938	2.1	50.0	
0	Iodomethane	5.0000	5.2104	4.2	50.0	
0	Carbon Disulfide	5.0000	4.8173	3.7	50.0	
0	Methylene Chloride	5.0000	3.5823	28.4	50.0	
0	Hexachlorobutadiene	5.0000	4.7298	5.4	50.0	
0	Acrylonitrile	10.0000	10.9393	9.4	50.0	
0	Methyl tert-butyl ether	5.0000	4.9935	0.1	50.0	
0	trans-1,2-Dichloroethene	5.0000	5.1690	3.4	50.0	
0	Hexane	5.0000	4.8096	3.8	20.0	
0	Vinyl acetate	5.0000	2.8622	42.8	50.0	
0	1,1-Dichloroethane	5.0000	5.1860	3.7	50.0	
0	tert-Butyl Alcohol	100.0000	132.8210	32.8	50.0	
0	2-Butanone	10.0000	11.8636	18.6	50.0	
0	1,2-Dichloroethene (total)	10.0000	10.3110	3.1	50.0	
0	cis-1,2-dichloroethene	5.0000	5.1419	2.8	50.0	
0	2,2-Dichloropropane	5.0000	3.5519	29.0	50.0	
0	Bromochloromethane	5.0000	5.3472	6.9	50.0	
0	Chloroform	5.0000	4.9953	0.1	20.0	
0	Tetrahydrofuran	5.0000	5.3974	7.9	50.0	
0	1,1,1-Trichloroethane	5.0000	4.5510	9.0	50.0	
0	1,1-Dichloropropene	5.0000	4.6368	7.3	50.0	
0	Carbon Tetrachloride	5.0000	4.2519	15.0	50.0	
0	1,2-Dichloroethane	5.0000	4.8462	3.1	50.0	

Data File: \\cansvr11\dd\chem\MSV\a3ux10.i\P71017A.b/UXX7641.D
Report Date: 10/18/2007

CONTINUING CALIBRATION COMPOUNDS
PERCENT DRIFT REPORT

Instrument ID: a3ux10.i
Lab File ID: UXX7641.D
Analysis Type: WATER

Injection Date: 17-OCT-2007 21:07
Lab Sample ID: QCMRL
Method File: \\cansvr11\dd\chem\MSV\a3ux10.i\

COMPOUND	EXPECTED CONC.	MEASURED CONC.	%D	MAX %D
0 Benzene	5.0000	5.5017	10.0	50.0
0 Trichloroethene	5.0000	5.2902	5.8	50.0
0 1,2-Dichloropropane	5.0000	5.0849	1.7	20.0
0 1,2,4-Trichlorobenzene	5.0000	3.9845	20.3	50.0
0 Dibromomethane	5.0000	5.2844	5.7	50.0
0 Bromodichloromethane	5.0000	4.5364	9.3	50.0
0 2-Chloroethyl vinyl ether	10.0000	8.7955	12.0	50.0
0 cis-1,3-Dichloropropene	5.0000	3.9928	20.1	50.0
0 4-Methyl-2-pentanone	10.0000	9.9256	0.7	50.0
0 Toluene	5.0000	5.0968	1.9	20.0
0 trans-1,3-Dichloropropene	5.0000	4.1390	17.2	50.0
0 Ethyl Methacrylate	5.0000	4.4261	11.5	50.0
0 1,1,2-Trichloroethane	5.0000	5.2552	5.1	50.0
0 1,3-Dichloropropane	5.0000	5.4139	8.3	50.0
0 Tetrachloroethene	5.0000	5.2797	5.6	50.0
0 2-Hexanone	10.0000	11.3351	13.4	50.0
0 Dibromochloromethane	5.0000	4.4605	10.8	50.0
0 1,2-Dibromoethane	5.0000	5.2343	4.7	50.0
0 Chlorobenzene	5.0000	5.1547	3.1	50.0
0 1,1,1,2-Tetrachloroethane	5.0000	4.4835	10.3	50.0
0 Ethylbenzene	5.0000	4.8900	2.2	20.0
0 m,p-Xylene	10.0000	9.3132	6.9	50.0
0 Xylenes (total)	15.0000	13.7821	8.1	50.0
0 Xylene-o	5.0000	4.4689	10.6	50.0
0 Styrene	5.0000	4.6318	7.4	50.0
0 Bromoform	5.0000	6.0814	21.6	50.0
0 Isopropylbenzene	5.0000	4.5499	9.0	50.0
0 1,1,2,2-Tetrachloroethane	5.0000	5.6479	13.0	50.0
0 1,4-Dichloro-2-butene	5.0000	5.9025	18.1	50.0
0 1,2,3-Trichloropropane	5.0000	6.1079	22.2	50.0
0 Bromobenzene	5.0000	5.3093	6.2	50.0
0 n-Propylbenzene	5.0000	4.5904	8.2	50.0
0 2-Chlorotoluene	5.0000	4.9200	1.6	50.0
0 1,3,5-Trimethylbenzene	5.0000	4.5612	8.8	50.0
0 4-Chlorotoluene	5.0000	4.9422	1.2	50.0
0 tert-Butylbenzene	5.0000	4.1614	16.8	50.0
0 1,2,4-Trimethylbenzene	5.0000	4.5752	8.5	50.0
0 sec-Butylbenzene	5.0000	4.4919	10.2	50.0
0 4-Isopropyltoluene	5.0000	4.5226	9.5	50.0

Data File: \\cansvr11\dd\chem\MSV\a3ux10.i\P71017A.b/UXX7641.D
Report Date: 10/18/2007

CONTINUING CALIBRATION COMPOUNDS
PERCENT DRIFT REPORT

Instrument ID: a3ux10.i
Lab File ID: UXX7641.D
Analysis Type: WATER

Injection Date: 17-OCT-2007 21:07
Lab Sample ID: QCMRL
Method File: \\cansvr11\dd\chem\MSV\a3ux10.i\

	COMPOUND	EXPECTED CONC.	MEASURED CONC.	%D	MAX %D	
0	1,3-Dichlorobenzene	5.0000	5.0269	0.5	50.0	
0	1,4-Dichlorobenzene	5.0000	5.3542	7.1	50.0	
0	n-Butylbenzene	5.0000	4.3045	13.9	50.0	
0	1,2-Dichlorobenzene	5.0000	5.1512	3.0	50.0	
0	1,2-Dibromo-3-chloropropane	5.0000	4.7538	4.9	50.0	
51	Acetonitrile	50.0000	71.0703	42.1	50.0	
59	1,4-Dioxane	250.0000	285.5595	14.2	50.0	
113	Naphthalene	5.0000	3.6671	26.7	50.0	
115	1,2,3-Trichlorobenzene	5.0000	4.0405	19.2	50.0	
149	Vinyl Acetate-86	5.0000	4.6754	6.5	50.0	
0	1,2-Dichloroethane-d4	5.0000	43.3758	767.5	50.0	<-
0	Dibromofluoromethane	5.0000	44.7816	795.6	50.0	<-
0	Bromofluorobenzene	5.0000	45.3231	806.5	50.0	<-
0	Toluene-d8	5.0000	45.2633	805.3	50.0	<-

METHOD BLANK REPORT

GC/MS Volatiles

Client Lot #...: A7J110121 **Work Order #...:** J88391AA **Matrix.....:** WATER
MB Lot-Sample #: A7J180000-329

Prep Date.....: 10/17/07 **Final Wgt/Vol..:** 5 mL
Analysis Date..: 10/17/07 **Prep Batch #...:** 7291329
Dilution Factor: 1 **Initial Wgt/Vol:** 5 mL

PARAMETER	RESULT	REPORTING LIMIT	UNITS	METHOD
Bromochloromethane	ND	1.0	ug/L	SW846 8260B
1,2-Dibromoethane	ND	1.0	ug/L	SW846 8260B
cis-1,2-Dichloroethene	ND	1.0	ug/L	SW846 8260B
trans-1,2-Dichloroethene	ND	1.0	ug/L	SW846 8260B
o-Xylene	ND	1.0	ug/L	SW846 8260B
m-Xylene & p-Xylene	ND	2.0	ug/L	SW846 8260B
Chloromethane	ND	1.0	ug/L	SW846 8260B
Bromomethane	ND	1.0	ug/L	SW846 8260B
Vinyl chloride	ND	1.0	ug/L	SW846 8260B
Chloroethane	ND	1.0	ug/L	SW846 8260B
Methylene chloride	ND	2.0	ug/L	SW846 8260B
Acetone	ND	10	ug/L	SW846 8260B
Carbon disulfide	ND	1.0	ug/L	SW846 8260B
1,1-Dichloroethene	ND	1.0	ug/L	SW846 8260B
1,1-Dichloroethane	ND	1.0	ug/L	SW846 8260B
1,2-Dichloroethene (total)	ND	1.0	ug/L	SW846 8260B
Chloroform	ND	1.0	ug/L	SW846 8260B
1,2-Dichloroethane	ND	1.0	ug/L	SW846 8260B
2-Butanone	ND	10	ug/L	SW846 8260B
1,1,1-Trichloroethane	ND	1.0	ug/L	SW846 8260B
Carbon tetrachloride	ND	1.0	ug/L	SW846 8260B
Bromodichloromethane	ND	1.0	ug/L	SW846 8260B
1,2-Dichloropropane	ND	1.0	ug/L	SW846 8260B
cis-1,3-Dichloropropene	ND	1.0	ug/L	SW846 8260B
Trichloroethene	ND	1.0	ug/L	SW846 8260B
Dibromochloromethane	ND	1.0	ug/L	SW846 8260B
1,1,2-Trichloroethane	ND	1.0	ug/L	SW846 8260B
Benzene	ND	1.0	ug/L	SW846 8260B
trans-1,3-Dichloropropene	ND	1.0	ug/L	SW846 8260B
Bromoform	ND	1.0	ug/L	SW846 8260B
4-Methyl-2-pentanone	ND	10	ug/L	SW846 8260B
2-Hexanone	ND	10	ug/L	SW846 8260B
Tetrachloroethene	ND	1.0	ug/L	SW846 8260B
1,1,2,2-Tetrachloroethane	ND	1.0	ug/L	SW846 8260B
Toluene	ND	1.0	ug/L	SW846 8260B
Chlorobenzene	ND	1.0	ug/L	SW846 8260B
Ethylbenzene	ND	1.0	ug/L	SW846 8260B
Styrene	ND	1.0	ug/L	SW846 8260B
Xylenes (total)	ND	2.0	ug/L	SW846 8260B

(Continued on next page)

METHOD BLANK REPORT

GC/MS Volatiles

Client Lot #...: A7J110121 **Work Order #...:** J88391AA **Matrix.....:** WATER

PARAMETER	RESULT	REPORTING LIMIT	UNITS	METHOD

SURROGATE	PERCENT RECOVERY	RECOVERY LIMITS
Dibromofluoromethane	88	(50 - 150)
1,2-Dichloroethane-d4	85	(50 - 150)
Toluene-d8	88	(50 - 150)
4-Bromofluorobenzene	89	(50 - 150)

NOTE(S):

Calculations are performed before rounding to avoid round-off errors in calculated results.

LABORATORY CONTROL SAMPLE EVALUATION REPORT

GC/MS Volatiles

Client Lot #...: A7J110121 **Work Order #...:** J88391AC-LCS **Matrix.....:** WATER
LCS Lot-Sample#: A7J180000-329 J88391AD-LCSD
Prep Date.....: 10/17/07 **Analysis Date..:** 10/17/07
Prep Batch #...: 7291329
Dilution Factor: 1 **Final Wgt/Vol..:** 5 mL
Initial Wgt/Vol: 5 mL

PARAMETER	PERCENT RECOVERY	RECOVERY LIMITS	RPD	RPD LIMITS	METHOD
cis-1,2-Dichloroethene	97	(73 - 133)			SW846 8260B
	100	(73 - 133)	2.9	(0-30)	SW846 8260B
trans-1,2-Dichloroethene	96	(75 - 134)			SW846 8260B
	98	(75 - 134)	2.5	(0-30)	SW846 8260B
1,2-Dibromoethane	104	(75 - 127)			SW846 8260B
	107	(75 - 127)	2.3	(0-30)	SW846 8260B
Bromochloromethane	100	(75 - 127)			SW846 8260B
	102	(75 - 127)	2.6	(0-30)	SW846 8260B
m-Xylene & p-Xylene	102	(75 - 122)			SW846 8260B
	105	(75 - 122)	3.1	(0-30)	SW846 8260B
o-Xylene	101	(75 - 118)			SW846 8260B
	104	(75 - 118)	3.8	(0-30)	SW846 8260B
Chloromethane	78	(58 - 135)			SW846 8260B
	77	(58 - 135)	0.68	(0-30)	SW846 8260B
Bromomethane	91	(35 - 153)			SW846 8260B
	90	(35 - 153)	1.6	(0-30)	SW846 8260B
Vinyl chloride	78	(73 - 134)			SW846 8260B
	78	(73 - 134)	0.46	(0-30)	SW846 8260B
Chloroethane	88	(72 - 129)			SW846 8260B
	90	(72 - 129)	2.0	(0-30)	SW846 8260B
Methylene chloride	97	(69 - 118)			SW846 8260B
	99	(69 - 118)	1.7	(0-30)	SW846 8260B
Acetone	114	(51 - 157)			SW846 8260B
	107	(51 - 157)	6.4	(0-30)	SW846 8260B
Carbon disulfide	91	(74 - 123)			SW846 8260B
	92	(74 - 123)	1.8	(0-30)	SW846 8260B
1,1-Dichloroethene	**100**	**(75 - 125)**			**SW846 8260B**
	101	**(75 - 125)**	**0.72**	**(0-30)**	**SW846 8260B**
1,1-Dichloroethane	98	(75 - 133)			SW846 8260B
	100	(75 - 133)	2.4	(0-30)	SW846 8260B
1,2-Dichloroethene (total)	97	(85 - 111)			SW846 8260B
	99	(85 - 111)	2.7	(0-30)	SW846 8260B
Chloroform	96	(74 - 127)			SW846 8260B
	99	(74 - 127)	3.6	(0-30)	SW846 8260B
1,2-Dichloroethane	94	(67 - 132)			SW846 8260B
	96	(67 - 132)	2.4	(0-30)	SW846 8260B

(Continued on next page)

LABORATORY CONTROL SAMPLE EVALUATION REPORT

GC/MS Volatiles

Client Lot #...: A7J110121 **Work Order #...:** J88391AC-LCS **Matrix.....:** WATER
LCS Lot-Sample#: A7J180000-329 J88391AD-LCSD

PARAMETER	PERCENT RECOVERY	RECOVERY LIMITS	RPD	RPD LIMITS	METHOD
2-Butanone	105	(45 - 150)			SW846 8260B
	105	(45 - 150)	0.010	(0-30)	SW846 8260B
1,1,1-Trichloroethane	89	(70 - 127)			SW846 8260B
	93	(70 - 127)	4.4	(0-30)	SW846 8260B
Carbon tetrachloride	93	(71 - 132)			SW846 8260B
	95	(71 - 132)	2.2	(0-30)	SW846 8260B
Bromodichloromethane	96	(70 - 130)			SW846 8260B
	99	(70 - 130)	2.8	(0-30)	SW846 8260B
1,2-Dichloropropane	100	(75 - 127)			SW846 8260B
	102	(75 - 127)	1.8	(0-30)	SW846 8260B
cis-1,3-Dichloropropene	95	(73 - 132)			SW846 8260B
	100	(73 - 132)	5.0	(0-30)	SW846 8260B
Trichloroethene	**99**	**(67 - 128)**			**SW846 8260B**
	100	**(67 - 128)**	**0.61**	**(0-30)**	**SW846 8260B**
Dibromochloromethane	100	(74 - 145)			SW846 8260B
	104	(74 - 145)	4.4	(0-30)	SW846 8260B
1,1,2-Trichloroethane	102	(75 - 136)			SW846 8260B
	104	(75 - 136)	1.7	(0-30)	SW846 8260B
Benzene	**96**	**(75 - 126)**			**SW846 8260B**
	99	**(75 - 126)**	**3.4**	**(0-30)**	**SW846 8260B**
trans-1,3-Dichloropropene	98	(74 - 131)			SW846 8260B
	102	(74 - 131)	4.1	(0-30)	SW846 8260B
Bromoform	94	(72 - 136)			SW846 8260B
	97	(72 - 136)	3.8	(0-30)	SW846 8260B
4-Methyl-2-pentanone	100	(59 - 150)			SW846 8260B
	99	(59 - 150)	1.1	(0-30)	SW846 8260B
2-Hexanone	108	(53 - 139)			SW846 8260B
	107	(53 - 139)	1.4	(0-30)	SW846 8260B
Tetrachloroethene	99	(75 - 129)			SW846 8260B
	103	(75 - 129)	3.9	(0-30)	SW846 8260B
1,1,2,2-Tetrachloroethane	101	(68 - 129)			SW846 8260B
	104	(68 - 129)	2.9	(0-30)	SW846 8260B
Toluene	**99**	**(75 - 125)**			**SW846 8260B**
	103	**(75 - 125)**	**3.4**	**(0-30)**	**SW846 8260B**
Chlorobenzene	**100**	**(75 - 127)**			**SW846 8260B**
	104	**(75 - 127)**	**3.9**	**(0-30)**	**SW846 8260B**
Ethylbenzene	101	(75 - 120)			SW846 8260B
	102	(75 - 120)	1.9	(0-30)	SW846 8260B
Styrene	103	(75 - 130)			SW846 8260B
	106	(75 - 130)	3.2	(0-30)	SW846 8260B
Xylenes (total)	101	(90 - 114)			SW846 8260B
	105	(90 - 114)	3.3	(0-30)	SW846 8260B

(Continued on next page)

LABORATORY CONTROL SAMPLE EVALUATION REPORT

GC/MS Volatiles

Client Lot #...: A7J110121 **Work Order #...:** J88391AC-LCS **Matrix.....:** WATER
LCS Lot-Sample#: A7J180000-329 J88391AD-LCSD

PARAMETER	PERCENT RECOVERY	RECOVERY LIMITS	RPD	RPD LIMITS	METHOD
n-Hexane	101	(69 - 129)			SW846 8260B
	101	(69 - 129)	0.090	(0-30)	SW846 8260B
1,2-Dibromo-3-chloro-propane	103	(75 - 132)			SW846 8260B
	108	(75 - 132)	4.8	(0-30)	SW846 8260B
1,2-Dichlorobenzene	100	(73 - 120)			SW846 8260B
	100	(73 - 120)	0.52	(0-30)	SW846 8260B
1,3-Dichlorobenzene	100	(75 - 122)			SW846 8260B
	101	(75 - 122)	0.61	(0-30)	SW846 8260B
1,4-Dichlorobenzene	98	(74 - 123)			SW846 8260B
	103	(74 - 123)	4.8	(0-30)	SW846 8260B
Dichlorodifluoromethane	44 a	(59 - 134)			SW846 8260B
	42 a	(59 - 134)	3.5	(0-30)	SW846 8260B
Freon 113	106	(50 - 150)			SW846 8260B
	101	(50 - 150)	4.5	(0-30)	SW846 8260B
Isopropylbenzene	111	(75 - 126)			SW846 8260B
	114	(75 - 126)	2.5	(0-30)	SW846 8260B
Methyl acetate	97	(60 - 140)			SW846 8260B
	98	(60 - 140)	0.45	(0-20)	SW846 8260B
Methylcyclohexane	85	(60 - 140)			SW846 8260B
	85	(60 - 140)	0.21	(0-20)	SW846 8260B
Methyl tert-butyl ether (MTBE)	94	(59 - 129)			SW846 8260B
	95	(59 - 129)	1.8	(0-30)	SW846 8260B
1,2,4-Trichloro-benzene	86	(75 - 130)			SW846 8260B
	90	(75 - 130)	4.8	(0-30)	SW846 8260B
Trichlorofluoromethane	94	(68 - 133)			SW846 8260B
	94	(68 - 133)	0.87	(0-30)	SW846 8260B
Acrolein	72	(50 - 150)			SW846 8260B
	61	(50 - 150)	17	(0-30)	SW846 8260B
Acrylonitrile	105	(50 - 150)			SW846 8260B
	104	(50 - 150)	0.79	(0-30)	SW846 8260B
n-Butylbenzene	97	(75 - 126)			SW846 8260B
	99	(75 - 126)	2.7	(0-30)	SW846 8260B
sec-Butylbenzene	98	(75 - 125)			SW846 8260B
	100	(75 - 125)	1.9	(0-30)	SW846 8260B
tert-Butylbenzene	103	(75 - 125)			SW846 8260B
	95	(75 - 125)	8.3	(0-30)	SW846 8260B

(Continued on next page)

all analytes on this page are non-target compounds HW 12/13/07

LABORATORY CONTROL SAMPLE EVALUATION REPORT

GC/MS Volatiles

Client Lot #...: A7J110121 **Work Order #...:** J88391AC-LCS **Matrix.....:** WATER
LCS Lot-Sample#: A7J180000-329 J88391AD-LCSD

PARAMETER	PERCENT RECOVERY	RECOVERY LIMITS	RPD	RPD LIMITS	METHOD
2-Chlorotoluene	100	(75 - 121)			SW846 8260B
	101	(75 - 121)	1.2	(0-30)	SW846 8260B
4-Chlorotoluene	100	(73 - 127)			SW846 8260B
	104	(73 - 127)	4.2	(0-30)	SW846 8260B
Dibromomethane	98	(76 - 132)			SW846 8260B
	101	(76 - 132)	2.8	(0-30)	SW846 8260B
1,3-Dichloropropane	102	(75 - 133)			SW846 8260B
	106	(75 - 133)	3.2	(0-30)	SW846 8260B
2,2-Dichloropropane	78	(62 - 134)			SW846 8260B
	81	(62 - 134)	3.9	(0-30)	SW846 8260B
1,1-Dichloropropene	93	(75 - 135)			SW846 8260B
	94	(75 - 135)	0.93	(0-30)	SW846 8260B
Hexachlorobutadiene	88	(75 - 133)			SW846 8260B
	91	(75 - 133)	3.4	(0-30)	SW846 8260B
Iodomethane	95	(50 - 150)			SW846 8260B
	98	(50 - 150)	2.6	(0-30)	SW846 8260B
p-Isopropyltoluene	102	(75 - 125)			SW846 8260B
	104	(75 - 125)	1.3	(0-30)	SW846 8260B
Naphthalene	91	(65 - 149)			SW846 8260B
	96	(65 - 149)	4.9	(0-30)	SW846 8260B
n-Propylbenzene	99	(75 - 127)			SW846 8260B
	102	(75 - 127)	2.8	(0-30)	SW846 8260B
1,1,1,2-Tetrachloroethane	101	(75 - 127)			SW846 8260B
	104	(75 - 127)	3.0	(0-30)	SW846 8260B
1,2,3-Trichlorobenzene	88	(75 - 133)			SW846 8260B
	93	(75 - 133)	4.7	(0-30)	SW846 8260B
1,2,3-Trichloropropane	113	(65 - 139)			SW846 8260B
	113	(65 - 139)	0.46	(0-30)	SW846 8260B
1,1,2-Trichloro-1,2,2-trifluoroethane	106	(50 - 150)			SW846 8260B
	101	(50 - 150)	4.5	(0-30)	SW846 8260B
1,2,4-Trimethylbenzene	98	(75 - 123)			SW846 8260B
	100	(75 - 123)	1.9	(0-30)	SW846 8260B
1,3,5-Trimethylbenzene	99	(75 - 121)			SW846 8260B
	101	(75 - 121)	2.0	(0-30)	SW846 8260B
Vinyl acetate	96	(30 - 150)			SW846 8260B
	104	(30 - 150)	7.6	(0-30)	SW846 8260B
Bromobenzene	100	(74 - 123)			SW846 8260B
	101	(74 - 123)	1.6	(0-30)	SW846 8260B

(Continued on next page)

all analytes in this purge are non-target compounds. DW 12/13/18

LABORATORY CONTROL SAMPLE EVALUATION REPORT

GC/MS Volatiles

Client Lot #...: A7J110121 **Work Order #...:** J88391AC-LCS **Matrix.....:** WATER
LCS Lot-Sample#: A7J180000-329 J88391AD-LCSD

SURROGATE	PERCENT RECOVERY	RECOVERY LIMITS
Dibromofluoromethane	89	(50 - 150)
	89	(50 - 150)
1,2-Dichloroethane-d4	83	(50 - 150)
	84	(50 - 150)
Toluene-d8	91	(50 - 150)
	92	(50 - 150)
4-Bromofluorobenzene	93	(50 - 150)
	93	(50 - 150)

NOTE(S):

Calculations are performed before rounding to avoid round-off errors in calculated results.

Bold print denotes control parameters

a Spiked analyte recovery is outside stated control limits.

MATRIX SPIKE SAMPLE EVALUATION REPORT

GC/MS Volatiles

Client Lot #...: A7J110121 **Work Order #...:** J8NP11AC-MS **Matrix.....:** WG
MS Lot-Sample #: A7J110121-005 J8NP11AD-MSD
Date Sampled...: 10/10/07 13:15 **Date Received..:** 10/11/07
Prep Date.....: 10/17/07 **Analysis Date..:** 10/17/07
Prep Batch #...: 7291329
Dilution Factor: 1 **Initial Wgt/Vol:** 5 mL **Final Wgt/Vol..:** 5 mL

PARAMETER	PERCENT RECOVERY	RECOVERY LIMITS	RPD	RPD LIMITS	METHOD
cis-1,2-Dichloroethene	96	(82 - 116)			SW846 8260B
	97	(82 - 116)	1.0	(0-30)	SW846 8260B
trans-1,2-Dichloroethene	95	(77 - 115)			SW846 8260B
	94	(77 - 115)	0.71	(0-30)	SW846 8260B
1,2-Dibromoethane	103	(60 - 140)			SW846 8260B
	102	(60 - 140)	1.2	(0-20)	SW846 8260B
Bromochloromethane	97	(70 - 130)			SW846 8260B
	97	(70 - 130)	0.39	(0-30)	SW846 8260B
Chloromethane	69	(41 - 125)			SW846 8260B
	70	(41 - 125)	1.8	(0-30)	SW846 8260B
Bromomethane	84	(53 - 155)			SW846 8260B
	74	(53 - 155)	12	(0-30)	SW846 8260B
Vinyl chloride	71	(52 - 122)			SW846 8260B
	69	(52 - 122)	3.0	(0-30)	SW846 8260B
Chloroethane	87	(62 - 140)			SW846 8260B
	81	(62 - 140)	6.9	(0-30)	SW846 8260B
Methylene chloride	91	(70 - 129)			SW846 8260B
	91	(70 - 129)	0.71	(0-30)	SW846 8260B
Acetone	102	(10 - 166)			SW846 8260B
	100	(10 - 166)	1.9	(0-32)	SW846 8260B
Carbon disulfide	88	(66 - 135)			SW846 8260B
	83	(66 - 135)	6.0	(0-31)	SW846 8260B
1,1-Dichloroethene	**98**	**(57 - 138)**			**SW846 8260B**
	95	**(57 - 138)**	**3.1**	**(0-15)**	**SW846 8260B**
1,1-Dichloroethane	95	(84 - 121)			SW846 8260B
	94	(84 - 121)	0.43	(0-30)	SW846 8260B
1,2-Dichloroethene (total)	95	(80 - 115)			SW846 8260B
	96	(80 - 115)	0.15	(0-30)	SW846 8260B
Chloroform	93	(85 - 124)			SW846 8260B
	93	(85 - 124)	0.51	(0-30)	SW846 8260B
1,2-Dichloroethane	92	(84 - 126)			SW846 8260B
	92	(84 - 126)	0.27	(0-30)	SW846 8260B
2-Butanone	111	(52 - 152)			SW846 8260B
	105	(52 - 152)	5.0	(0-30)	SW846 8260B
1,1,1-Trichloroethane	89	(78 - 128)			SW846 8260B
	87	(78 - 128)	2.7	(0-30)	SW846 8260B
Carbon tetrachloride	90	(80 - 125)			SW846 8260B
	88	(80 - 125)	1.9	(0-30)	SW846 8260B

(Continued on next page)

MATRIX SPIKE SAMPLE EVALUATION REPORT

GC/MS Volatiles

Client Lot #...: A7J110121 **Work Order #...:** J8NP11AC-MS **Matrix.....:** WG
MS Lot-Sample #: A7J110121-005 J8NP11AD-MSD

PARAMETER	PERCENT RECOVERY	RECOVERY LIMITS	RPD	RPD LIMITS	METHOD
Bromodichloromethane	93	(86 - 127)			SW846 8260B
	91	(86 - 127)	2.4	(0-30)	SW846 8260B
1,2-Dichloropropane	96	(83 - 121)			SW846 8260B
	97	(83 - 121)	0.61	(0-30)	SW846 8260B
cis-1,3-Dichloropropene	91	(86 - 122)			SW846 8260B
	90	(86 - 122)	1.2	(0-30)	SW846 8260B
Trichloroethene	**95**	**(58 - 141)**			**SW846 8260B**
	94	**(58 - 141)**	**1.6**	**(0-17)**	**SW846 8260B**
Dibromochloromethane	100	(85 - 124)			SW846 8260B
	99	(85 - 124)	1.1	(0-30)	SW846 8260B
1,1,2-Trichloroethane	103	(88 - 119)			SW846 8260B
	100	(88 - 119)	2.5	(0-30)	SW846 8260B
Benzene	**95**	**(73 - 123)**			**SW846 8260B**
	94	**(73 - 123)**	**1.6**	**(0-11)**	**SW846 8260B**
trans-1,3-Dichloropropene	95	(85 - 120)			SW846 8260B
	94	(85 - 120)	1.2	(0-30)	SW846 8260B
Bromoform	91	(79 - 135)			SW846 8260B
	91	(79 - 135)	0.15	(0-30)	SW846 8260B
4-Methyl-2-pentanone	103	(74 - 140)			SW846 8260B
	99	(74 - 140)	3.4	(0-30)	SW846 8260B
2-Hexanone	114	(57 - 148)			SW846 8260B
	108	(57 - 148)	5.0	(0-31)	SW846 8260B
Tetrachloroethene	98	(75 - 116)			SW846 8260B
	96	(75 - 116)	2.4	(0-30)	SW846 8260B
1,1,2,2-Tetrachloroethane	106	(74 - 144)			SW846 8260B
	101	(74 - 144)	4.6	(0-30)	SW846 8260B
Toluene	**98**	**(67 - 129)**			**SW846 8260B**
	97	**(67 - 129)**	**1.1**	**(0-14)**	**SW846 8260B**
Chlorobenzene	**97**	**(70 - 122)**			**SW846 8260B**
	97	**(70 - 122)**	**0.04**	**(0-14)**	**SW846 8260B**
Ethylbenzene	98	(86 - 113)			SW846 8260B
	98	(86 - 113)	0.26	(0-30)	SW846 8260B
Styrene	98	(87 - 115)			SW846 8260B
	99	(87 - 115)	1.3	(0-30)	SW846 8260B
Xylenes (total)	98	(88 - 114)			SW846 8260B
	97	(88 - 114)	0.34	(0-30)	SW846 8260B
NTC n-Hexane	103	(57 - 129)			SW846 8260B
	94	(57 - 129)	9.9	(0-30)	SW846 8260B
NTC Cyclohexane	85	(60 - 140)			SW846 8260B
	78	(60 - 140)	8.8	(0-20)	SW846 8260B

NTC = Non-target Compound 12/13/07

(Continued on next page)

MATRIX SPIKE SAMPLE EVALUATION REPORT

GC/MS Volatiles

Client Lot #...: A7J110121 **Work Order #...:** J8NP11AC-MS **Matrix.....:** WG
MS Lot-Sample #: A7J110121-005 J8NP11AD-MSD

PARAMETER	PERCENT RECOVERY	RECOVERY LIMITS	RPD	RPD LIMITS	METHOD
1,2-Dibromo-3-chloropropane	105	(60 - 140)			SW846 8260B
	104	(60 - 140)	1.1	(0-20)	SW846 8260B
1,2-Dichlorobenzene	98	(60 - 140)			SW846 8260B
	97	(60 - 140)	0.18	(0-20)	SW846 8260B
1,3-Dichlorobenzene	99	(60 - 140)			SW846 8260B
	96	(60 - 140)	3.2	(0-20)	SW846 8260B
1,4-Dichlorobenzene	98	(60 - 140)			SW846 8260B
	98	(60 - 140)	0.0	(0-20)	SW846 8260B
Dichlorodifluoromethane	38 a	(60 - 140)			SW846 8260B
	36 a	(60 - 140)	5.7	(0-20)	SW846 8260B
Freon 113	106	(60 - 140)			SW846 8260B
	97	(60 - 140)	9.1	(0-20)	SW846 8260B
Isopropylbenzene	106	(60 - 140)			SW846 8260B
	108	(60 - 140)	2.0	(0-20)	SW846 8260B
Methyl acetate	99	(60 - 140)			SW846 8260B
	95	(60 - 140)	3.7	(0-20)	SW846 8260B
Methylcyclohexane	87	(60 - 140)			SW846 8260B
	79	(60 - 140)	10	(0-20)	SW846 8260B
Methyl tert-butyl ether (MTBE)	94	(60 - 140)			SW846 8260B
	92	(60 - 140)	1.7	(0-20)	SW846 8260B
1,2,4-Trichlorobenzene	82	(60 - 140)			SW846 8260B
	83	(60 - 140)	1.6	(0-20)	SW846 8260B
Trichlorofluoromethane	91	(60 - 140)			SW846 8260B
	80	(60 - 140)	12	(0-20)	SW846 8260B

SURROGATE	PERCENT RECOVERY	RECOVERY LIMITS
Dibromofluoromethane	89	(50 - 150)
	89	(50 - 150)
1,2-Dichloroethane-d4	85	(50 - 150)
	85	(50 - 150)
Toluene-d8	92	(50 - 150)
	91	(50 - 150)
4-Bromofluorobenzene	93	(50 - 150)
	93	(50 - 150)

(Continued on next page)

MATRIX SPIKE SAMPLE EVALUATION REPORT

GC/MS Volatiles

Client Lot #...: A7J110121 **Work Order #...:** J8NP11AC-MS **Matrix.....:** WG
MS Lot-Sample #: A7J110121-005 J8NP11AD-MSD

SURROGATE	PERCENT RECOVERY	RECOVERY LIMITS

NOTE(S):

Calculations are performed before rounding to avoid round-off errors in calculated results.

Bold print denotes control parameters

a Spiked analyte recovery is outside stated control limits.

MATRIX SPIKE SAMPLE EVALUATION REPORT

GC/MS Volatiles

Client Lot #...: A7J110121 **Work Order #...:** J8KQ71AC-MS **Matrix.....:** WATER
MS Lot-Sample #: A7J100103-030 J8KQ71AD-MSD
Date Sampled...: 10/09/07 13:20 **Date Received..:** 10/10/07
Prep Date.....: 10/17/07 **Analysis Date..:** 10/17/07
Prep Batch #...: 7291329
Dilution Factor: 1 **Initial Wgt/Vol:** 5 mL **Final Wgt/Vol..:** 5 mL

PARAMETER	PERCENT RECOVERY	RECOVERY LIMITS	RPD	RPD LIMITS	METHOD
cis-1,2-Dichloroethene	97	(82 - 116)			SW846 8260B
	96	(82 - 116)	0.79	(0-30)	SW846 8260B
trans-1,2-Dichloroethene	96	(77 - 115)			SW846 8260B
	94	(77 - 115)	2.4	(0-30)	SW846 8260B
1,2-Dibromoethane	102	(60 - 140)			SW846 8260B
	101	(60 - 140)	0.67	(0-20)	SW846 8260B
Bromochloromethane	98	(70 - 130)			SW846 8260B
	98	(70 - 130)	0.37	(0-30)	SW846 8260B
Chloromethane	71	(41 - 125)			SW846 8260B
	69	(41 - 125)	2.4	(0-30)	SW846 8260B
Bromomethane	83	(53 - 155)			SW846 8260B
	77	(53 - 155)	8.2	(0-30)	SW846 8260B
Vinyl chloride	71	(52 - 122)			SW846 8260B
	69	(52 - 122)	2.6	(0-30)	SW846 8260B
Chloroethane	87	(62 - 140)			SW846 8260B
	82	(62 - 140)	5.4	(0-30)	SW846 8260B
Methylene chloride	93	(70 - 129)			SW846 8260B
	91	(70 - 129)	2.1	(0-30)	SW846 8260B
Acetone	112	(10 - 166)			SW846 8260B
	101	(10 - 166)	9.6	(0-32)	SW846 8260B
Carbon disulfide	90	(66 - 135)			SW846 8260B
	84	(66 - 135)	6.3	(0-31)	SW846 8260B
1,1-Dichloroethene	**98**	**(57 - 138)**			**SW846 8260B**
	96	**(57 - 138)**	**1.3**	**(0-15)**	**SW846 8260B**
1,1-Dichloroethane	97	(84 - 121)			SW846 8260B
	94	(84 - 121)	3.0	(0-30)	SW846 8260B
1,2-Dichloroethene (total)	97	(80 - 115)			SW846 8260B
	95	(80 - 115)	1.6	(0-30)	SW846 8260B
Chloroform	96	(85 - 124)			SW846 8260B
	93	(85 - 124)	2.5	(0-30)	SW846 8260B
1,2-Dichloroethane	94	(84 - 126)			SW846 8260B
	92	(84 - 126)	3.2	(0-30)	SW846 8260B
2-Butanone	112	(52 - 152)			SW846 8260B
	108	(52 - 152)	3.2	(0-30)	SW846 8260B
1,1,1-Trichloroethane	88	(78 - 128)			SW846 8260B
	87	(78 - 128)	2.0	(0-30)	SW846 8260B
Carbon tetrachloride	87	(80 - 125)			SW846 8260B
	85	(80 - 125)	2.1	(0-30)	SW846 8260B

(Continued on next page)

MATRIX SPIKE SAMPLE EVALUATION REPORT

GC/MS Volatiles

Client Lot #...: A7J110121 **Work Order #...:** J8KQ71AC-MS **Matrix.....:** WATER
MS Lot-Sample #: A7J100103-030 J8KQ71AD-MSD

PARAMETER	PERCENT RECOVERY	RECOVERY LIMITS	RPD	RPD LIMITS	METHOD
Bromodichloromethane	93	(86 - 127)			SW846 8260B
	92	(86 - 127)	0.84	(0-30)	SW846 8260B
1,2-Dichloropropane	98	(83 - 121)			SW846 8260B
	95	(83 - 121)	2.6	(0-30)	SW846 8260B
cis-1,3-Dichloropropene	86	(86 - 122)			SW846 8260B
	87	(86 - 122)	0.50	(0-30)	SW846 8260B
Trichloroethene	**96**	**(58 - 141)**			**SW846 8260B**
	94	**(58 - 141)**	**3.0**	**(0-17)**	**SW846 8260B**
Dibromochloromethane	99	(85 - 124)			SW846 8260B
	98	(85 - 124)	0.86	(0-30)	SW846 8260B
1,1,2-Trichloroethane	101	(88 - 119)			SW846 8260B
	101	(88 - 119)	0.45	(0-30)	SW846 8260B
Benzene	**96**	**(73 - 123)**			**SW846 8260B**
	94	**(73 - 123)**	**2.2**	**(0-11)**	**SW846 8260B**
trans-1,3-Dichloropropene	91	(85 - 120)			SW846 8260B
	93	(85 - 120)	1.7	(0-30)	SW846 8260B
Bromoform	91	(79 - 135)			SW846 8260B
	90	(79 - 135)	0.36	(0-30)	SW846 8260B
4-Methyl-2-pentanone	102	(74 - 140)			SW846 8260B
	99	(74 - 140)	2.7	(0-30)	SW846 8260B
2-Hexanone	110	(57 - 148)			SW846 8260B
	110	(57 - 148)	0.87	(0-31)	SW846 8260B
Tetrachloroethene	101	(75 - 116)			SW846 8260B
	98	(75 - 116)	3.1	(0-30)	SW846 8260B
1,1,2,2-Tetrachloroethane	102	(74 - 144)			SW846 8260B
	104	(74 - 144)	1.7	(0-30)	SW846 8260B
Toluene	**99**	**(67 - 129)**			**SW846 8260B**
	98	**(67 - 129)**	**0.50**	**(0-14)**	**SW846 8260B**
Chlorobenzene	**99**	**(70 - 122)**			**SW846 8260B**
	99	**(70 - 122)**	**0.14**	**(0-14)**	**SW846 8260B**
Ethylbenzene	101	(86 - 113)			SW846 8260B
	99	(86 - 113)	1.7	(0-30)	SW846 8260B
Styrene	101	(87 - 115)			SW846 8260B
	100	(87 - 115)	0.96	(0-30)	SW846 8260B
Xylenes (total)	100	(88 - 114)			SW846 8260B
	98	(88 - 114)	2.0	(0-30)	SW846 8260B
n-Hexane	102	(57 - 129)			SW846 8260B
	93	(57 - 129)	8.6	(0-30)	SW846 8260B
Cyclohexane	85	(60 - 140)			SW846 8260B
	79	(60 - 140)	8.1	(0-20)	SW846 8260B

(Continued on next page)

MATRIX SPIKE SAMPLE EVALUATION REPORT

GC/MS Volatiles

Client Lot #...: A7J110121 **Work Order #...:** J8KQ71AC-MS **Matrix.....:** WATER
MS Lot-Sample #: A7J100103-030 J8KQ71AD-MSD

PARAMETER	PERCENT RECOVERY	RECOVERY LIMITS	RPD	RPD LIMITS	METHOD
1,2-Dibromo-3-chloro-propane	101	(60 - 140)			SW846 8260B
	102	(60 - 140)	0.61	(0-20)	SW846 8260B
1,2-Dichlorobenzene	98	(60 - 140)			SW846 8260B
	98	(60 - 140)	0.37	(0-20)	SW846 8260B
1,3-Dichlorobenzene	98	(60 - 140)			SW846 8260B
	96	(60 - 140)	2.0	(0-20)	SW846 8260B
1,4-Dichlorobenzene	100	(60 - 140)			SW846 8260B
	100	(60 - 140)	0.09	(0-20)	SW846 8260B
Dichlorodifluoromethane	39 a	(60 - 140)			SW846 8260B
	36 a	(60 - 140)	10	(0-20)	SW846 8260B
Freon 113	108	(60 - 140)			SW846 8260B
	101	(60 - 140)	6.6	(0-20)	SW846 8260B
Isopropylbenzene	112	(60 - 140)			SW846 8260B
	109	(60 - 140)	2.7	(0-20)	SW846 8260B
Methyl acetate	99	(60 - 140)			SW846 8260B
	101	(60 - 140)	1.6	(0-20)	SW846 8260B
Methylcyclohexane	87	(60 - 140)			SW846 8260B
	80	(60 - 140)	7.8	(0-20)	SW846 8260B
Methyl tert-butyl ether (MTBE)	93	(60 - 140)			SW846 8260B
	91	(60 - 140)	2.0	(0-20)	SW846 8260B
1,2,4-Trichloro-benzene	82	(60 - 140)			SW846 8260B
	83	(60 - 140)	0.70	(0-20)	SW846 8260B
Trichlorofluoromethane	91	(60 - 140)			SW846 8260B
	79	(60 - 140)	14	(0-20)	SW846 8260B

SURROGATE	PERCENT RECOVERY	RECOVERY LIMITS
Dibromofluoromethane	89	(50 - 150)
	89	(50 - 150)
1,2-Dichloroethane-d4	85	(50 - 150)
	89	(50 - 150)
Toluene-d8	91	(50 - 150)
	91	(50 - 150)
4-Bromofluorobenzene	95	(50 - 150)
	94	(50 - 150)

(Continued on next page)

MATRIX SPIKE SAMPLE EVALUATION REPORT

GC/MS Volatiles

Client Lot #...: A7J110121 **Work Order #...:** J8KQ71AC-MS **Matrix.....:** WATER
MS Lot-Sample #: A7J100103-030 J8KQ71AD-MSD

SURROGATE	PERCENT RECOVERY	RECOVERY LIMITS

NOTE(S):

Calculations are performed before rounding to avoid round-off errors in calculated results.

Bold print denotes control parameters

a Spiked analyte recovery is outside stated control limits.

Matrix Spike / Matrix Spike Duplicate Recovery and RPD Outlier Report

Method Batch : 7291329 **Analysis Method :** 8260B **Analysis Date :** 10/17/2007

Preparation Batch : 7291329 **Preparation Type :** 5030B **Preparation Date :** 10/17/2007

Lab Reporting Batch : A7J110121 **Lab ID:** STLCAN

Client Sample ID	Lab Sample ID	Matrix	Analyte Name	Reported *		Project Limits (Percent)			
				Percent Recovery	RPD	Rejection Point**	Lower Limit	Upper Limit	RPD
FWGBKGmw-013C-0515	A7J110121005S	AQ	Chloromethane	69		0.00	70.00	130.00	20.00
FWGBKGmw-013C-0515	A7J110121005D		Vinyl chloride	69		0.00	70.00	130.00	20.00

Associated Samples: Parent sample only	
Client Sample ID	**Lab Sample ID**
FWGBKGmw-013C-0515-GW	A7J110121005

No qualification since there were no other QC outliers.

dmw 12/13/07

* Only those Percent Recovery and/or RPD values outside project limits are listed in this report.
** Metal are also assessed against an upper rejection point of 150 percent for waters and 200 percent for soils and sediments

Project Number and Name: ***030240.0005 - Ravenna GW***

GCMS SEMIVOLATILE DATA

Environmental Quality Mgt., Inc.

Client Sample ID: FWGWBGmw-009C-0550-GW

GC/MS Semivolatiles

Lot-Sample #...: A7J110121-001 **Work Order #...:** J8NPJ1AC **Matrix.....:** WG
Date Sampled...: 10/10/07 08:50 **Date Received..:** 10/11/07
Prep Date.....: 10/12/07 **Analysis Date..:** 10/15/07
Prep Batch #...: 7284260
Dilution Factor: 1 **Initial Wgt/Vol:** 1050 mL **Final Wgt/Vol..:** 2 mL
Method.....: SW846 8270C

PARAMETER	RESULT	REPORTING LIMIT	UNITS	MDL
Benzoic acid	ND	10	ug/L	4.4
Benzyl alcohol	ND	5.0	ug/L	0.49
Phenol	ND	1.0	ug/L	0.96
bis(2-Chloroethyl)-ether	ND	1.0	ug/L	0.088
2-Chlorophenol	ND	1.0	ug/L	0.039
1,3-Dichlorobenzene	ND	1.0	ug/L	0.53
1,4-Dichlorobenzene	ND	1.0	ug/L	0.52
1,2-Dichlorobenzene	ND	1.0	ug/L	0.59
2-Methylphenol	ND	1.0	ug/L	0.56
2,2'-oxybis(1-Chloro-propane)	ND	1.0	ug/L	0.52
4-Methylphenol	ND	1.0	ug/L	0.64
N-Nitrosodi-n-propyl-amine	ND	1.0	ug/L	0.53
Hexachloroethane	ND	1.0	ug/L	0.58
Nitrobenzene	ND	1.0	ug/L	0.053
Isophorone	ND	1.0	ug/L	0.50
2-Nitrophenol	ND	2.0	ug/L	1.3
2,4-Dimethylphenol	ND	2.0	ug/L	0.56
bis(2-Chloroethoxy) methane	ND	1.0	ug/L	0.49
2,4-Dichlorophenol	ND	2.0	ug/L	1.1
1,2,4-Trichloro-benzene	ND	1.0	ug/L	0.59
Naphthalene	ND	0.20	ug/L	0.069
4-Chloroaniline	ND	2.0	ug/L	0.56
Hexachlorobutadiene	ND	1.0	ug/L	0.51
4-Chloro-3-methylphenol	ND	2.0	ug/L	0.41
2-Methylnaphthalene	ND	0.20	ug/L	0.061
Hexachlorocyclopenta-diene	ND	10	ug/L	0.74
2,4,6-Trichloro-phenol	ND	5.0	ug/L	1.4
2,4,5-Trichloro-phenol	ND	5.0	ug/L	0.96
2-Chloronaphthalene	ND	1.0	ug/L	0.62
2-Nitroaniline	ND	2.0	ug/L	0.43

(Continued on next page)

Environmental Quality Mgt., Inc.

Client Sample ID: FWGWBGmw-009C-0550-GW

GC/MS Semivolatiles

Lot-Sample #...: A7J110121-001 **Work Order #...:** J8NPJ1AC **Matrix.....:** WG

PARAMETER	RESULT	REPORTING LIMIT	UNITS	MDL
Dimethyl phthalate	ND	1.0	ug/L	0.44
Acenaphthylene	ND	0.20	ug/L	0.054
2,6-Dinitrotoluene	ND	5.0	ug/L	0.47
3-Nitroaniline	ND	2.0	ug/L	0.67
Acenaphthene	ND	0.20	ug/L	0.054
2,4-Dinitrophenol	ND	5.0	ug/L	3.5
4-Nitrophenol	ND	5.0	ug/L	0.63
Dibenzofuran	ND	1.0	ug/L	0.54
2,4-Dinitrotoluene	ND	5.0	ug/L	0.40
Diethyl phthalate	ND	1.0	ug/L	0.63
4-Chlorophenyl phenyl ether	ND	2.0	ug/L	0.55
Fluorene	ND	0.20	ug/L	0.043
4-Nitroaniline	ND	2.0	ug/L	0.47
4,6-Dinitro-2-methylphenol	ND	5.0	ug/L	0.27
N-Nitrosodiphenylamine	ND	1.0	ug/L	0.46
4-Bromophenyl phenyl ether	ND	2.0	ug/L	0.52
Hexachlorobenzene	ND	0.20	ug/L	0.065
Pentachlorophenol	ND	5.0	ug/L	0.48
Phenanthrene	ND	0.20	ug/L	0.087
Anthracene	ND	0.20	ug/L	0.054
Carbazole	ND	1.0	ug/L	0.54
Di-n-butyl phthalate	ND	1.0	ug/L	0.61
Fluoranthene	ND	0.20	ug/L	0.036
Pyrene	ND	0.20	ug/L	0.048
Butyl benzyl phthalate	ND	1.0	ug/L	0.51
3,3'-Dichlorobenzidine	ND	5.0	ug/L	0.48
Benzo(a)anthracene	ND	0.20	ug/L	0.052
Chrysene	ND	0.20	ug/L	0.048
bis(2-Ethylhexyl) phthalate	**5.0 J**	**10**	**ug/L**	**0.88**
Di-n-octyl phthalate	ND	1.0	ug/L	0.39
Benzo(b)fluoranthene	ND	0.20	ug/L	0.049
Benzo(k)fluoranthene	ND	0.20	ug/L	0.049
Benzo(a)pyrene	ND	0.20	ug/L	0.048
Indeno(1,2,3-cd)pyrene	ND	0.20	ug/L	0.065
Dibenz(a,h)anthracene	ND	0.20	ug/L	0.039
Benzo(ghi)perylene	ND	0.20	ug/L	0.053

(Continued on next page)

Environmental Quality Mgt., Inc.

Client Sample ID: *FWGWBGmw-009C-0550-GW*

GC/MS Semivolatiles

Lot-Sample #...: A7J110121-001 **Work Order #...:** J8NPJ1AC **Matrix.....:** WG

SURROGATE	PERCENT RECOVERY	RECOVERY LIMITS
Nitrobenzene-d5	88	(32 - 112)
2-Fluorobiphenyl	81	(30 - 110)
Terphenyl-d14	104	(51 - 135)
Phenol-d5	80	(10 - 117)
2-Fluorophenol	57	(19 - 108)
2,4,6-Tribromophenol	79	(42 - 124)

NOTE(S):

J Estimated result. Result is less than RL.

Environmental Quality Mgt., Inc.

Client Sample ID: FWGDA2mw-DET1bR-0525-GW

GC/MS Semivolatiles

Lot-Sample #...: A7J110121-003 **Work Order #...:** J8NPX1AC **Matrix.....:** WG
Date Sampled...: 10/10/07 11:05 **Date Received..:** 10/11/07
Prep Date.....: 10/12/07 **Analysis Date..:** 10/15/07
Prep Batch #...: 7284260
Dilution Factor: 1 **Initial Wgt/Vol:** 950 mL **Final Wgt/Vol..:** 2 mL
Method.....: SW846 8270C

PARAMETER	RESULT	REPORTING LIMIT	UNITS	MDL
Benzoic acid	ND	10	ug/L	4.4
Benzyl alcohol	ND	5.0	ug/L	0.49
Phenol	ND	1.0	ug/L	0.96
bis(2-Chloroethyl)-ether	ND	1.0	ug/L	0.088
2-Chlorophenol	ND	1.0	ug/L	0.039
1,3-Dichlorobenzene	ND	1.0	ug/L	0.53
1,4-Dichlorobenzene	ND	1.0	ug/L	0.52
1,2-Dichlorobenzene	ND	1.0	ug/L	0.59
2-Methylphenol	ND	1.0	ug/L	0.56
2,2'-oxybis(1-Chloro-propane)	ND	1.0	ug/L	0.52
4-Methylphenol	ND	1.0	ug/L	0.64
N-Nitrosodi-n-propyl-amine	ND	1.0	ug/L	0.53
Hexachloroethane	ND	1.0	ug/L	0.58
Nitrobenzene	ND	1.0	ug/L	0.053
Isophorone	ND	1.0	ug/L	0.50
2-Nitrophenol	ND	2.0	ug/L	1.3
2,4-Dimethylphenol	ND	2.0	ug/L	0.56
bis(2-Chloroethoxy) methane	ND	1.0	ug/L	0.49
2,4-Dichlorophenol	ND	2.0	ug/L	1.1
1,2,4-Trichloro-benzene	ND	1.0	ug/L	0.59
Naphthalene	ND	0.20	ug/L	0.069
4-Chloroaniline	ND	2.0	ug/L	0.56
Hexachlorobutadiene	ND	1.0	ug/L	0.51
4-Chloro-3-methylphenol	ND	2.0	ug/L	0.41
2-Methylnaphthalene	ND	0.20	ug/L	0.061
Hexachlorocyclopenta-diene	ND	10	ug/L	0.74
2,4,6-Trichloro-phenol	ND	5.0	ug/L	1.4
2,4,5-Trichloro-phenol	ND	5.0	ug/L	0.96
2-Chloronaphthalene	ND	1.0	ug/L	0.62
2-Nitroaniline	ND	2.0	ug/L	0.43

(Continued on next page)

Environmental Quality Mgt., Inc.

Client Sample ID: FWGDA2mw-DET1bR-0525-GW

GC/MS Semivolatiles

Lot-Sample #...: A7J110121-003 **Work Order #...:** J8NPX1AC **Matrix.....:** WG

PARAMETER	RESULT	REPORTING LIMIT	UNITS	MDL
Dimethyl phthalate	ND	1.0	ug/L	0.44
Acenaphthylene	ND	0.20	ug/L	0.054
2,6-Dinitrotoluene	ND	5.0	ug/L	0.47
3-Nitroaniline	ND	2.0	ug/L	0.67
Acenaphthene	ND	0.20	ug/L	0.054
2,4-Dinitrophenol	ND	5.0	ug/L	3.5
4-Nitrophenol	ND	5.0	ug/L	0.63
Dibenzofuran	ND	1.0	ug/L	0.54
2,4-Dinitrotoluene	ND	5.0	ug/L	0.40
Diethyl phthalate	ND	1.0	ug/L	0.63
4-Chlorophenyl phenyl ether	ND	2.0	ug/L	0.55
Fluorene	ND	0.20	ug/L	0.043
4-Nitroaniline	ND	2.0	ug/L	0.47
4,6-Dinitro-2-methylphenol	ND	5.0	ug/L	0.27
N-Nitrosodiphenylamine	ND	1.0	ug/L	0.46
4-Bromophenyl phenyl ether	ND	2.0	ug/L	0.52
Hexachlorobenzene	ND	0.20	ug/L	0.065
Pentachlorophenol	ND	5.0	ug/L	0.48
Phenanthrene	ND	0.20	ug/L	0.087
Anthracene	ND	0.20	ug/L	0.054
Carbazole	ND	1.0	ug/L	0.54
Di-n-butyl phthalate	ND	1.0	ug/L	0.61
Fluoranthene	ND	0.20	ug/L	0.036
Pyrene	ND	0.20	ug/L	0.048
Butyl benzyl phthalate	ND	1.0	ug/L	0.51
3,3'-Dichlorobenzidine	ND	5.0	ug/L	0.48
Benzo(a)anthracene	ND	0.20	ug/L	0.052
Chrysene	ND	0.20	ug/L	0.048
bis(2-Ethylhexyl) phthalate	ND	10	ug/L	0.88
Di-n-octyl phthalate	ND	1.0	ug/L	0.39
Benzo(b)fluoranthene	ND	0.20	ug/L	0.049
Benzo(k)fluoranthene	ND	0.20	ug/L	0.049
Benzo(a)pyrene	ND	0.20	ug/L	0.048
Indeno(1,2,3-cd)pyrene	ND	0.20	ug/L	0.065
Dibenz(a,h)anthracene	ND	0.20	ug/L	0.039
Benzo(ghi)perylene	ND	0.20	ug/L	0.053

(Continued on next page)

Environmental Quality Mgt., Inc.

Client Sample ID: FWGDA2mw-DET1bR-0525-GW

GC/MS Semivolatiles

Lot-Sample #...: A7J110121-003 **Work Order #...:** J8NPX1AC **Matrix.....:** WG

SURROGATE	PERCENT RECOVERY	RECOVERY LIMITS
Nitrobenzene-d5	64	(32 - 112)
2-Fluorobiphenyl	60	(30 - 110)
Terphenyl-d14	79	(51 - 135)
Phenol-d5	57	(10 - 117)
2-Fluorophenol	20	(19 - 108)
2,4,6-Tribromophenol	58	(42 - 124)

Environmental Quality Mgt., Inc.

Client Sample ID: FWGBKGmw-013C-0515-GW

GC/MS Semivolatiles

Lot-Sample #...: A7J110121-005 **Work Order #...:** J8NP11AE **Matrix.....:** WG
Date Sampled...: 10/10/07 13:15 **Date Received..:** 10/11/07
Prep Date.....: 10/12/07 **Analysis Date..:** 10/15/07
Prep Batch #...: 7284260
Dilution Factor: 1 **Initial Wgt/Vol:** 1010 mL **Final Wgt/Vol..:** 2 mL
Method.....: SW846 8270C

PARAMETER	RESULT	REPORTING LIMIT	UNITS	MDL
Benzoic acid	ND	10	ug/L	4.4
Benzyl alcohol	ND	5.0	ug/L	0.49
Phenol	ND	1.0	ug/L	0.96
bis(2-Chloroethyl)-ether	ND	1.0	ug/L	0.088
2-Chlorophenol	ND	1.0	ug/L	0.039
1,3-Dichlorobenzene	ND	1.0	ug/L	0.53
1,4-Dichlorobenzene	ND	1.0	ug/L	0.52
1,2-Dichlorobenzene	ND	1.0	ug/L	0.59
2-Methylphenol	ND	1.0	ug/L	0.56
2,2'-oxybis(1-Chloro-propane)	ND	1.0	ug/L	0.52
4-Methylphenol	ND	1.0	ug/L	0.64
N-Nitrosodi-n-propyl-amine	ND	1.0	ug/L	0.53
Hexachloroethane	ND	1.0	ug/L	0.58
Nitrobenzene	ND	1.0	ug/L	0.053
Isophorone	ND	1.0	ug/L	0.50
2-Nitrophenol	ND	2.0	ug/L	1.3
2,4-Dimethylphenol	ND	2.0	ug/L	0.56
bis(2-Chloroethoxy) methane	ND	1.0	ug/L	0.49
2,4-Dichlorophenol	ND	2.0	ug/L	1.1
1,2,4-Trichloro-benzene	ND	1.0	ug/L	0.59
Naphthalene	ND	0.20	ug/L	0.069
4-Chloroaniline	ND	2.0	ug/L	0.56
Hexachlorobutadiene	ND	1.0	ug/L	0.51
4-Chloro-3-methylphenol	ND	2.0	ug/L	0.41
2-Methylnaphthalene	ND	0.20	ug/L	0.061
Hexachlorocyclopenta-diene	ND	10	ug/L	0.74
2,4,6-Trichloro-phenol	ND	5.0	ug/L	1.4
2,4,5-Trichloro-phenol	ND	5.0	ug/L	0.96
2-Chloronaphthalene	ND	1.0	ug/L	0.62
2-Nitroaniline	ND	2.0	ug/L	0.43

(Continued on next page)

Environmental Quality Mgt., Inc.

Client Sample ID: FWGBKGmw-013C-0515-GW

GC/MS Semivolatiles

Lot-Sample #...: A7J110121-005 **Work Order #...:** J8NP11AE **Matrix.....:** WG

PARAMETER	RESULT	REPORTING LIMIT	UNITS	MDL
Dimethyl phthalate	ND	1.0	ug/L	0.44
Acenaphthylene	ND	0.20	ug/L	0.054
2,6-Dinitrotoluene	ND	5.0	ug/L	0.47
3-Nitroaniline	ND	2.0	ug/L	0.67
Acenaphthene	ND	0.20	ug/L	0.054
2,4-Dinitrophenol	ND	5.0	ug/L	3.5
4-Nitrophenol	ND	5.0	ug/L	0.63
Dibenzofuran	ND	1.0	ug/L	0.54
2,4-Dinitrotoluene	ND	5.0	ug/L	0.40
Diethyl phthalate	ND	1.0	ug/L	0.63
4-Chlorophenyl phenyl ether	ND	2.0	ug/L	0.55
Fluorene	ND	0.20	ug/L	0.043
4-Nitroaniline	ND	2.0	ug/L	0.47
4,6-Dinitro-2-methylphenol	ND	5.0	ug/L	0.27
N-Nitrosodiphenylamine	ND	1.0	ug/L	0.46
4-Bromophenyl phenyl ether	ND	2.0	ug/L	0.52
Hexachlorobenzene	ND	0.20	ug/L	0.065
Pentachlorophenol	ND	5.0	ug/L	0.48
Phenanthrene	ND	0.20	ug/L	0.087
Anthracene	ND	0.20	ug/L	0.054
Carbazole	ND	1.0	ug/L	0.54
Di-n-butyl phthalate	ND	1.0	ug/L	0.61
Fluoranthene	ND	0.20	ug/L	0.036
Pyrene	ND	0.20	ug/L	0.048
Butyl benzyl phthalate	ND	1.0	ug/L	0.51
3,3'-Dichlorobenzidine	ND	5.0	ug/L	0.48
Benzo(a)anthracene	ND	0.20	ug/L	0.052
Chrysene	ND	0.20	ug/L	0.048
bis(2-Ethylhexyl) phthalate	ND	10	ug/L	0.88
Di-n-octyl phthalate	ND	1.0	ug/L	0.39
Benzo(b)fluoranthene	ND	0.20	ug/L	0.049
Benzo(k)fluoranthene	ND	0.20	ug/L	0.049
Benzo(a)pyrene	ND	0.20	ug/L	0.048
Indeno(1,2,3-cd)pyrene	ND	0.20	ug/L	0.065
Dibenz(a,h)anthracene	ND	0.20	ug/L	0.039
Benzo(ghi)perylene	ND	0.20	ug/L	0.053

(Continued on next page)

Environmental Quality Mgt., Inc.

Client Sample ID: FWGBKGmw-013C-0515-GW

GC/MS Semivolatiles

Lot-Sample #...: A7J110121-005 **Work Order #...:** J8NP11AE **Matrix.....:** WG

SURROGATE	PERCENT RECOVERY	RECOVERY LIMITS
Nitrobenzene-d5	46	(32 - 112)
2-Fluorobiphenyl	43	(30 - 110)
Terphenyl-d14	87	(51 - 135)
Phenol-d5	47	(10 - 117)
2-Fluorophenol	25	(19 - 108)
2,4,6-Tribromophenol	66	(42 - 124)

Environmental Quality Mgt., Inc.

Client Sample ID: FWGEQUIPRINSE3-0558-GW

GC/MS Semivolatiles

Lot-Sample #...: A7J110121-007 **Work Order #...:** J8NP61AC **Matrix.....:** WQ
Date Sampled...: 10/10/07 15:10 **Date Received..:** 10/11/07
Prep Date.....: 10/12/07 **Analysis Date..:** 10/15/07
Prep Batch #...: 7284260
Dilution Factor: 1 **Initial Wgt/Vol:** 940 mL **Final Wgt/Vol..:** 2 mL
Method.....: SW846 8270C

PARAMETER	RESULT	REPORTING LIMIT	UNITS	MDL
Benzoic acid	ND	10	ug/L	4.4
Benzyl alcohol	**1.2 J**	**5.0**	**ug/L**	**0.49**
Phenol	ND	1.0	ug/L	0.96
bis(2-Chloroethyl)-ether	ND	1.0	ug/L	0.088
2-Chlorophenol	ND	1.0	ug/L	0.039
1,3-Dichlorobenzene	ND	1.0	ug/L	0.53
1,4-Dichlorobenzene	ND	1.0	ug/L	0.52
1,2-Dichlorobenzene	ND	1.0	ug/L	0.59
2-Methylphenol	ND	1.0	ug/L	0.56
2,2'-oxybis(1-Chloro-propane)	ND	1.0	ug/L	0.52
4-Methylphenol	ND	1.0	ug/L	0.64
N-Nitrosodi-n-propyl-amine	ND	1.0	ug/L	0.53
Hexachloroethane	ND	1.0	ug/L	0.58
Nitrobenzene	ND	1.0	ug/L	0.053
Isophorone	ND	1.0	ug/L	0.50
2-Nitrophenol	ND	2.0	ug/L	1.3
2,4-Dimethylphenol	ND	2.0	ug/L	0.56
bis(2-Chloroethoxy) methane	ND	1.0	ug/L	0.49
2,4-Dichlorophenol	ND	2.0	ug/L	1.1
1,2,4-Trichloro-benzene	ND	1.0	ug/L	0.59
Naphthalene	ND	0.20	ug/L	0.069
4-Chloroaniline	ND	2.0	ug/L	0.56
Hexachlorobutadiene	ND	1.0	ug/L	0.51
4-Chloro-3-methylphenol	ND	2.0	ug/L	0.41
2-Methylnaphthalene	ND	0.20	ug/L	0.061
Hexachlorocyclopenta-diene	ND	10	ug/L	0.74
2,4,6-Trichloro-phenol	ND	5.0	ug/L	1.4
2,4,5-Trichloro-phenol	ND	5.0	ug/L	0.96
2-Chloronaphthalene	ND	1.0	ug/L	0.62
2-Nitroaniline	ND	2.0	ug/L	0.43

(Continued on next page)

Environmental Quality Mgt., Inc.

Client Sample ID: FWGEQUIPRINSE3-0558-GW

GC/MS Semivolatiles

Lot-Sample #...: A7J110121-007 **Work Order #...:** J8NP61AC **Matrix.....:** WQ

PARAMETER	RESULT	REPORTING LIMIT	UNITS	MDL
Dimethyl phthalate	ND	1.0	ug/L	0.44
Acenaphthylene	ND	0.20	ug/L	0.054
2,6-Dinitrotoluene	ND	5.0	ug/L	0.47
3-Nitroaniline	ND	2.0	ug/L	0.67
Acenaphthene	ND	0.20	ug/L	0.054
2,4-Dinitrophenol	ND	5.0	ug/L	3.5
4-Nitrophenol	ND	5.0	ug/L	0.63
Dibenzofuran	ND	1.0	ug/L	0.54
2,4-Dinitrotoluene	ND	5.0	ug/L	0.40
Diethyl phthalate	ND	1.0	ug/L	0.63
4-Chlorophenyl phenyl ether	ND	2.0	ug/L	0.55
Fluorene	ND	0.20	ug/L	0.043
4-Nitroaniline	ND	2.0	ug/L	0.47
4,6-Dinitro-2-methylphenol	ND	5.0	ug/L	0.27
N-Nitrosodiphenylamine	ND	1.0	ug/L	0.46
4-Bromophenyl phenyl ether	ND	2.0	ug/L	0.52
Hexachlorobenzene	ND	0.20	ug/L	0.065
Pentachlorophenol	ND	5.0	ug/L	0.48
Phenanthrene	ND	0.20	ug/L	0.087
Anthracene	ND	0.20	ug/L	0.054
Carbazole	ND	1.0	ug/L	0.54
Di-n-butyl phthalate	ND	1.0	ug/L	0.61
Fluoranthene	ND	0.20	ug/L	0.036
Pyrene	ND	0.20	ug/L	0.048
Butyl benzyl phthalate	ND	1.0	ug/L	0.51
3,3'-Dichlorobenzidine	ND	5.0	ug/L	0.48
Benzo(a)anthracene	ND	0.20	ug/L	0.052
Chrysene	ND	0.20	ug/L	0.048
bis(2-Ethylhexyl) phthalate	**1.2 J**	**10**	**ug/L**	**0.88**
Di-n-octyl phthalate	ND	1.0	ug/L	0.39
Benzo(b)fluoranthene	ND	0.20	ug/L	0.049
Benzo(k)fluoranthene	ND	0.20	ug/L	0.049
Benzo(a)pyrene	ND	0.20	ug/L	0.048
Indeno(1,2,3-cd)pyrene	ND	0.20	ug/L	0.065
Dibenz(a,h)anthracene	ND	0.20	ug/L	0.039
Benzo(ghi)perylene	ND	0.20	ug/L	0.053

(Continued on next page)

Environmental Quality Mgt., Inc.

Client Sample ID: FWGEQUIPRINSE3-0558-GW

GC/MS Semivolatiles

Lot-Sample #...: A7J110121-007 **Work Order #...:** J8NP61AC **Matrix.....:** WQ

SURROGATE	PERCENT RECOVERY	RECOVERY LIMITS
Nitrobenzene-d5	66	(32 - 112)
2-Fluorobiphenyl	61	(30 - 110)
Terphenyl-d14	85	(51 - 135)
Phenol-d5	59	(10 - 117)
2-Fluorophenol	33	(19 - 108)
2,4,6-Tribromophenol	56	(42 - 124)

NOTE(S):

J Estimated result. Result is less than RL.

Environmental Quality Mgt., Inc.

Client Sample ID: FWGWBGmw-006C-0548-GW

GC/MS Semivolatiles

Lot-Sample #...: A7J110121-009 **Work Order #...:** J8NQF1AC **Matrix.....:** WG
Date Sampled...: 10/10/07 08:50 **Date Received..:** 10/11/07
Prep Date.....: 10/12/07 **Analysis Date..:** 10/15/07
Prep Batch #...: 7284260
Dilution Factor: 1 **Initial Wgt/Vol:** 1050 mL **Final Wgt/Vol..:** 2 mL
Method.....: SW846 8270C

PARAMETER	RESULT	REPORTING LIMIT	UNITS	MDL
Benzoic acid	ND	10	ug/L	4.4
Benzyl alcohol	ND	5.0	ug/L	0.49
Phenol	ND	1.0	ug/L	0.96
bis(2-Chloroethyl)-ether	ND	1.0	ug/L	0.088
2-Chlorophenol	ND	1.0	ug/L	0.039
1,3-Dichlorobenzene	ND	1.0	ug/L	0.53
1,4-Dichlorobenzene	ND	1.0	ug/L	0.52
1,2-Dichlorobenzene	ND	1.0	ug/L	0.59
2-Methylphenol	ND	1.0	ug/L	0.56
2,2'-oxybis(1-Chloro-propane)	ND	1.0	ug/L	0.52
4-Methylphenol	ND	1.0	ug/L	0.64
N-Nitrosodi-n-propyl-amine	ND	1.0	ug/L	0.53
Hexachloroethane	ND	1.0	ug/L	0.58
Nitrobenzene	ND	1.0	ug/L	0.053
Isophorone	ND	1.0	ug/L	0.50
2-Nitrophenol	ND	2.0	ug/L	1.3
2,4-Dimethylphenol	ND	2.0	ug/L	0.56
bis(2-Chloroethoxy) methane	ND	1.0	ug/L	0.49
2,4-Dichlorophenol	ND	2.0	ug/L	1.1
1,2,4-Trichloro-benzene	ND	1.0	ug/L	0.59
Naphthalene	ND	0.20	ug/L	0.069
4-Chloroaniline	ND	2.0	ug/L	0.56
Hexachlorobutadiene	ND	1.0	ug/L	0.51
4-Chloro-3-methylphenol	ND	2.0	ug/L	0.41
2-Methylnaphthalene	ND	0.20	ug/L	0.061
Hexachlorocyclopenta-diene	ND	10	ug/L	0.74
2,4,6-Trichloro-phenol	ND	5.0	ug/L	1.4
2,4,5-Trichloro-phenol	ND	5.0	ug/L	0.96
2-Chloronaphthalene	ND	1.0	ug/L	0.62
2-Nitroaniline	ND	2.0	ug/L	0.43

(Continued on next page)

Environmental Quality Mgt., Inc.

Client Sample ID: FWGWBGmw-006C-0548-GW

GC/MS Semivolatiles

Lot-Sample #...: A7J110121-009 Work Order #...: J8NQF1AC Matrix.....: WG

PARAMETER	RESULT	REPORTING LIMIT	UNITS	MDL
Dimethyl phthalate	ND	1.0	ug/L	0.44
Acenaphthylene	ND	0.20	ug/L	0.054
2,6-Dinitrotoluene	ND	5.0	ug/L	0.47
3-Nitroaniline	ND	2.0	ug/L	0.67
Acenaphthene	ND	0.20	ug/L	0.054
2,4-Dinitrophenol	ND	5.0	ug/L	3.5
4-Nitrophenol	ND	5.0	ug/L	0.63
Dibenzofuran	ND	1.0	ug/L	0.54
2,4-Dinitrotoluene	ND	5.0	ug/L	0.40
Diethyl phthalate	ND	1.0	ug/L	0.63
4-Chlorophenyl phenyl ether	ND	2.0	ug/L	0.55
Fluorene	ND	0.20	ug/L	0.043
4-Nitroaniline	ND	2.0	ug/L	0.47
4,6-Dinitro-2-methylphenol	ND	5.0	ug/L	0.27
N-Nitrosodiphenylamine	ND	1.0	ug/L	0.46
4-Bromophenyl phenyl ether	ND	2.0	ug/L	0.52
Hexachlorobenzene	ND	0.20	ug/L	0.065
Pentachlorophenol	ND	5.0	ug/L	0.48
Phenanthrene	ND	0.20	ug/L	0.087
Anthracene	ND	0.20	ug/L	0.054
Carbazole	ND	1.0	ug/L	0.54
Di-n-butyl phthalate	ND	1.0	ug/L	0.61
Fluoranthene	ND	0.20	ug/L	0.036
Pyrene	ND	0.20	ug/L	0.048
Butyl benzyl phthalate	ND	1.0	ug/L	0.51
3,3'-Dichlorobenzidine	ND	5.0	ug/L	0.48
Benzo(a)anthracene	ND	0.20	ug/L	0.052
Chrysene	ND	0.20	ug/L	0.048
bis(2-Ethylhexyl) phthalate	ND	10	ug/L	0.88
Di-n-octyl phthalate	ND	1.0	ug/L	0.39
Benzo(b)fluoranthene	ND	0.20	ug/L	0.049
Benzo(k)fluoranthene	ND	0.20	ug/L	0.049
Benzo(a)pyrene	ND	0.20	ug/L	0.048
Indeno(1,2,3-cd)pyrene	ND	0.20	ug/L	0.065
Dibenz(a,h)anthracene	ND	0.20	ug/L	0.039
Benzo(ghi)perylene	ND	0.20	ug/L	0.053

(Continued on next page)

Environmental Quality Mgt., Inc.

Client Sample ID: FWGWBGmw-006C-0548-GW

GC/MS Semivolatiles

Lot-Sample #...: A7J110121-009 **Work Order #...:** J8NQF1AC **Matrix.....:** WG

SURROGATE	PERCENT RECOVERY	RECOVERY LIMITS
Nitrobenzene-d5	71	(32 - 112)
2-Fluorobiphenyl	65	(30 - 110)
Terphenyl-d14	86	(51 - 135)
Phenol-d5	67	(10 - 117)
2-Fluorophenol	40	(19 - 108)
2,4,6-Tribromophenol	65	(42 - 124)

Environmental Quality Mgt., Inc.

Client Sample ID: FWGBKGmw-012C-0514-GW

GC/MS Semivolatiles

Lot-Sample #...: A7J110121-011 **Work Order #...:** J8NQJ1AC **Matrix.....:** WG
Date Sampled...: 10/10/07 11:10 **Date Received..:** 10/11/07
Prep Date.....: 10/12/07 **Analysis Date..:** 10/15/07
Prep Batch #...: 7284260
Dilution Factor: 1 **Initial Wgt/Vol:** 1030 mL **Final Wgt/Vol..:** 2 mL
Method.....: SW846 8270C

PARAMETER	RESULT	REPORTING LIMIT	UNITS	MDL
Benzoic acid	ND	10	ug/L	4.4
Benzyl alcohol	ND	5.0	ug/L	0.49
Phenol	ND	1.0	ug/L	0.96
bis(2-Chloroethyl)-ether	ND	1.0	ug/L	0.088
2-Chlorophenol	ND	1.0	ug/L	0.039
1,3-Dichlorobenzene	ND	1.0	ug/L	0.53
1,4-Dichlorobenzene	ND	1.0	ug/L	0.52
1,2-Dichlorobenzene	ND	1.0	ug/L	0.59
2-Methylphenol	ND	1.0	ug/L	0.56
2,2'-oxybis(1-Chloro-propane)	ND	1.0	ug/L	0.52
4-Methylphenol	ND	1.0	ug/L	0.64
N-Nitrosodi-n-propyl-amine	ND	1.0	ug/L	0.53
Hexachloroethane	ND	1.0	ug/L	0.58
Nitrobenzene	ND	1.0	ug/L	0.053
Isophorone	ND	1.0	ug/L	0.50
2-Nitrophenol	ND	2.0	ug/L	1.3
2,4-Dimethylphenol	ND	2.0	ug/L	0.56
bis(2-Chloroethoxy) methane	ND	1.0	ug/L	0.49
2,4-Dichlorophenol	ND	2.0	ug/L	1.1
1,2,4-Trichloro-benzene	ND	1.0	ug/L	0.59
Naphthalene	ND	0.20	ug/L	0.069
4-Chloroaniline	ND	2.0	ug/L	0.56
Hexachlorobutadiene	ND	1.0	ug/L	0.51
4-Chloro-3-methylphenol	ND	2.0	ug/L	0.41
2-Methylnaphthalene	ND	0.20	ug/L	0.061
Hexachlorocyclopenta-diene	ND	10	ug/L	0.74
2,4,6-Trichloro-phenol	ND	5.0	ug/L	1.4
2,4,5-Trichloro-phenol	ND	5.0	ug/L	0.96
2-Chloronaphthalene	ND	1.0	ug/L	0.62
2-Nitroaniline	ND	2.0	ug/L	0.43

(Continued on next page)

Environmental Quality Mgt., Inc.

Client Sample ID: FWGBKGmw-012C-0514-GW

GC/MS Semivolatiles

Lot-Sample #...: A7J110121-011 Work Order #...: J8NQJ1AC Matrix.....: WG

PARAMETER	RESULT	REPORTING LIMIT	UNITS	MDL
Dimethyl phthalate	ND	1.0	ug/L	0.44
Acenaphthylene	ND	0.20	ug/L	0.054
2,6-Dinitrotoluene	ND	5.0	ug/L	0.47
3-Nitroaniline	ND	2.0	ug/L	0.67
Acenaphthene	ND	0.20	ug/L	0.054
2,4-Dinitrophenol	ND	5.0	ug/L	3.5
4-Nitrophenol	ND	5.0	ug/L	0.63
Dibenzofuran	ND	1.0	ug/L	0.54
2,4-Dinitrotoluene	ND	5.0	ug/L	0.40
Diethyl phthalate	ND	1.0	ug/L	0.63
4-Chlorophenyl phenyl ether	ND	2.0	ug/L	0.55
Fluorene	ND	0.20	ug/L	0.043
4-Nitroaniline	ND	2.0	ug/L	0.47
4,6-Dinitro-2-methylphenol	ND	5.0	ug/L	0.27
N-Nitrosodiphenylamine	ND	1.0	ug/L	0.46
4-Bromophenyl phenyl ether	ND	2.0	ug/L	0.52
Hexachlorobenzene	ND	0.20	ug/L	0.065
Pentachlorophenol	ND	5.0	ug/L	0.48
Phenanthrene	ND	0.20	ug/L	0.087
Anthracene	ND	0.20	ug/L	0.054
Carbazole	ND	1.0	ug/L	0.54
Di-n-butyl phthalate	ND	1.0	ug/L	0.61
Fluoranthene	ND	0.20	ug/L	0.036
Pyrene	ND	0.20	ug/L	0.048
Butyl benzyl phthalate	ND	1.0	ug/L	0.51
3,3'-Dichlorobenzidine	ND	5.0	ug/L	0.48
Benzo(a)anthracene	ND	0.20	ug/L	0.052
Chrysene	ND	0.20	ug/L	0.048
bis(2-Ethylhexyl) phthalate	**1.5 J**	**10**	**ug/L**	**0.88**
Di-n-octyl phthalate	ND	1.0	ug/L	0.39
Benzo(b)fluoranthene	ND	0.20	ug/L	0.049
Benzo(k)fluoranthene	ND	0.20	ug/L	0.049
Benzo(a)pyrene	ND	0.20	ug/L	0.048
Indeno(1,2,3-cd)pyrene	ND	0.20	ug/L	0.065
Dibenz(a,h)anthracene	ND	0.20	ug/L	0.039
Benzo(ghi)perylene	ND	0.20	ug/L	0.053

(Continued on next page)

Environmental Quality Mgt., Inc.

Client Sample ID: FWGBKGmw-012C-0514-GW

GC/MS Semivolatiles

Lot-Sample #...: A7J110121-011 **Work Order #...:** J8NQJ1AC **Matrix.....:** WG

SURROGATE	PERCENT RECOVERY	RECOVERY LIMITS
Nitrobenzene-d5	64	(32 - 112)
2-Fluorobiphenyl	60	(30 - 110)
Terphenyl-d14	74	(51 - 135)
Phenol-d5	69	(10 - 117)
2-Fluorophenol	35	(19 - 108)
2,4,6-Tribromophenol	67	(42 - 124)

NOTE(S):

J Estimated result. Result is less than RL.

Environmental Quality Mgt., Inc.

Client Sample ID: FWGBKGmw-DUP1-0551-GW

GC/MS Semivolatiles

Lot-Sample #...: A7J110121-013 **Work Order #...:** J8NQQ1AC **Matrix.....:** WG
Date Sampled...: 10/10/07 12:36 **Date Received..:** 10/11/07
Prep Date.....: 10/12/07 **Analysis Date..:** 10/15/07
Prep Batch #...: 7284260
Dilution Factor: 1 **Initial Wgt/Vol:** 1010 mL **Final Wgt/Vol..:** 2 mL
Method.....: SW846 8270C

PARAMETER	RESULT	REPORTING LIMIT	UNITS	MDL
Benzoic acid	ND	10	ug/L	4.4
Benzyl alcohol	ND	5.0	ug/L	0.49
Phenol	ND	1.0	ug/L	0.96
bis(2-Chloroethyl)-ether	ND	1.0	ug/L	0.088
2-Chlorophenol	ND	1.0	ug/L	0.039
1,3-Dichlorobenzene	ND	1.0	ug/L	0.53
1,4-Dichlorobenzene	ND	1.0	ug/L	0.52
1,2-Dichlorobenzene	ND	1.0	ug/L	0.59
2-Methylphenol	ND	1.0	ug/L	0.56
2,2'-oxybis(1-Chloro-propane)	ND	1.0	ug/L	0.52
4-Methylphenol	ND	1.0	ug/L	0.64
N-Nitrosodi-n-propyl-amine	ND	1.0	ug/L	0.53
Hexachloroethane	ND	1.0	ug/L	0.58
Nitrobenzene	ND	1.0	ug/L	0.053
Isophorone	ND	1.0	ug/L	0.50
2-Nitrophenol	ND	2.0	ug/L	1.3
2,4-Dimethylphenol	ND	2.0	ug/L	0.56
bis(2-Chloroethoxy) methane	ND	1.0	ug/L	0.49
2,4-Dichlorophenol	ND	2.0	ug/L	1.1
1,2,4-Trichloro-benzene	ND	1.0	ug/L	0.59
Naphthalene	ND	0.20	ug/L	0.069
4-Chloroaniline	ND	2.0	ug/L	0.56
Hexachlorobutadiene	ND	1.0	ug/L	0.51
4-Chloro-3-methylphenol	ND	2.0	ug/L	0.41
2-Methylnaphthalene	ND	0.20	ug/L	0.061
Hexachlorocyclopenta-diene	ND	10	ug/L	0.74
2,4,6-Trichloro-phenol	ND	5.0	ug/L	1.4
2,4,5-Trichloro-phenol	ND	5.0	ug/L	0.96
2-Chloronaphthalene	ND	1.0	ug/L	0.62
2-Nitroaniline	ND	2.0	ug/L	0.43

(Continued on next page)

Environmental Quality Mgt., Inc.

Client Sample ID: FWGBKGmw-DUP1-0551-GW

GC/MS Semivolatiles

Lot-Sample #...: A7J110121-013 Work Order #...: J8NQQ1AC Matrix.....: WG

PARAMETER	RESULT	REPORTING LIMIT	UNITS	MDL
Dimethyl phthalate	ND	1.0	ug/L	0.44
Acenaphthylene	ND	0.20	ug/L	0.054
2,6-Dinitrotoluene	ND	5.0	ug/L	0.47
3-Nitroaniline	ND	2.0	ug/L	0.67
Acenaphthene	ND	0.20	ug/L	0.054
2,4-Dinitrophenol	ND	5.0	ug/L	3.5
4-Nitrophenol	ND	5.0	ug/L	0.63
Dibenzofuran	ND	1.0	ug/L	0.54
2,4-Dinitrotoluene	ND	5.0	ug/L	0.40
Diethyl phthalate	ND	1.0	ug/L	0.63
4-Chlorophenyl phenyl ether	ND	2.0	ug/L	0.55
Fluorene	ND	0.20	ug/L	0.043
4-Nitroaniline	ND	2.0	ug/L	0.47
4,6-Dinitro-2-methylphenol	ND	5.0	ug/L	0.27
N-Nitrosodiphenylamine	ND	1.0	ug/L	0.46
4-Bromophenyl phenyl ether	ND	2.0	ug/L	0.52
Hexachlorobenzene	ND	0.20	ug/L	0.065
Pentachlorophenol	ND	5.0	ug/L	0.48
Phenanthrene	ND	0.20	ug/L	0.087
Anthracene	ND	0.20	ug/L	0.054
Carbazole	ND	1.0	ug/L	0.54
Di-n-butyl phthalate	ND	1.0	ug/L	0.61
Fluoranthene	ND	0.20	ug/L	0.036
Pyrene	ND	0.20	ug/L	0.048
Butyl benzyl phthalate	ND	1.0	ug/L	0.51
3,3'-Dichlorobenzidine	ND	5.0	ug/L	0.48
Benzo(a)anthracene	ND	0.20	ug/L	0.052
Chrysene	ND	0.20	ug/L	0.048
bis(2-Ethylhexyl) phthalate	**0.95 J**	**10**	**ug/L**	**0.88**
Di-n-octyl phthalate	ND	1.0	ug/L	0.39
Benzo(b)fluoranthene	ND	0.20	ug/L	0.049
Benzo(k)fluoranthene	ND	0.20	ug/L	0.049
Benzo(a)pyrene	ND	0.20	ug/L	0.048
Indeno(1,2,3-cd)pyrene	ND	0.20	ug/L	0.065
Dibenz(a,h)anthracene	ND	0.20	ug/L	0.039
Benzo(ghi)perylene	ND	0.20	ug/L	0.053

(Continued on next page)

Environmental Quality Mgt., Inc.

Client Sample ID: FWGBKGmw-DUP1-0551-GW

GC/MS Semivolatiles

Lot-Sample #...: A7J110121-013 Work Order #...: J8NQQ1AC Matrix.....: WG

SURROGATE	PERCENT RECOVERY	RECOVERY LIMITS
Nitrobenzene-d5	63	(32 - 112)
2-Fluorobiphenyl	60	(30 - 110)
Terphenyl-d14	76	(51 - 135)
Phenol-d5	55	(10 - 117)
2-Fluorophenol	28	(19 - 108)
2,4,6-Tribromophenol	66	(42 - 124)

NOTE(S):

J Estimated result. Result is less than RL.

Environmental Quality Mgt., Inc.

Client Sample ID: FWGWBGmw-007C-0549-GW

GC/MS Semivolatiles

Lot-Sample #...: A7J110121-016 **Work Order #...:** J8NQ21AC **Matrix.....:** WG
Date Sampled...: 10/10/07 09:00 **Date Received..:** 10/11/07
Prep Date.....: 10/12/07 **Analysis Date..:** 10/15/07
Prep Batch #...: 7284260
Dilution Factor: 1 **Initial Wgt/Vol:** 800 mL **Final Wgt/Vol..:** 2 mL
Method.....: SW846 8270C

PARAMETER	RESULT	REPORTING LIMIT	UNITS	MDL
Benzoic acid	ND	12	ug/L	4.4
Benzyl alcohol	ND	6.2	ug/L	0.49
Phenol	ND	1.2	ug/L	0.96
bis(2-Chloroethyl)-ether	ND	1.2	ug/L	0.088
2-Chlorophenol	ND	1.2	ug/L	0.039
1,3-Dichlorobenzene	ND	1.2	ug/L	0.53
1,4-Dichlorobenzene	ND	1.2	ug/L	0.52
1,2-Dichlorobenzene	ND	1.2	ug/L	0.59
2-Methylphenol	ND	1.2	ug/L	0.56
2,2'-oxybis(1-Chloro-propane)	ND	1.2	ug/L	0.52
4-Methylphenol	ND	1.2	ug/L	0.64
N-Nitrosodi-n-propyl-amine	ND	1.2	ug/L	0.53
Hexachloroethane	ND	1.2	ug/L	0.58
Nitrobenzene	ND	1.2	ug/L	0.053
Isophorone	ND	1.2	ug/L	0.50
2-Nitrophenol	ND	2.5	ug/L	1.3
2,4-Dimethylphenol	ND	2.5	ug/L	0.56
bis(2-Chloroethoxy) methane	ND	1.2	ug/L	0.49
2,4-Dichlorophenol	ND	2.5	ug/L	1.1
1,2,4-Trichloro-benzene	ND	1.2	ug/L	0.59
Naphthalene	ND	0.25	ug/L	0.069
4-Chloroaniline	ND	2.5	ug/L	0.56
Hexachlorobutadiene	ND	1.2	ug/L	0.51
4-Chloro-3-methylphenol	ND	2.5	ug/L	0.41
2-Methylnaphthalene	ND	0.25	ug/L	0.061
Hexachlorocyclopenta-diene	ND	12	ug/L	0.74
2,4,6-Trichloro-phenol	ND	6.2	ug/L	1.4
2,4,5-Trichloro-phenol	ND	6.2	ug/L	0.96
2-Chloronaphthalene	ND	1.2	ug/L	0.62
2-Nitroaniline	ND	2.5	ug/L	0.43

(Continued on next page)

Environmental Quality Mgt., Inc.

Client Sample ID: FWGWBGmw-007C-0549-GW

GC/MS Semivolatiles

Lot-Sample #...: A7J110121-016 Work Order #...: J8NQ21AC Matrix.....: WG

PARAMETER	RESULT	REPORTING LIMIT	UNITS	MDL
Dimethyl phthalate	ND	1.2	ug/L	0.44
Acenaphthylene	ND	0.25	ug/L	0.054
2,6-Dinitrotoluene	ND	6.2	ug/L	0.47
3-Nitroaniline	ND	2.5	ug/L	0.67
Acenaphthene	ND	0.25	ug/L	0.054
2,4-Dinitrophenol	ND	6.2	ug/L	3.5
4-Nitrophenol	ND	6.2	ug/L	0.63
Dibenzofuran	ND	1.2	ug/L	0.54
2,4-Dinitrotoluene	ND	6.2	ug/L	0.40
Diethyl phthalate	ND	1.2	ug/L	0.63
4-Chlorophenyl phenyl ether	ND	2.5	ug/L	0.55
Fluorene	ND	0.25	ug/L	0.043
4-Nitroaniline	ND	2.5	ug/L	0.47
4,6-Dinitro-2-methylphenol	ND	6.2	ug/L	0.27
N-Nitrosodiphenylamine	ND	1.2	ug/L	0.46
4-Bromophenyl phenyl ether	ND	2.5	ug/L	0.52
Hexachlorobenzene	ND	0.25	ug/L	0.065
Pentachlorophenol	ND	6.2	ug/L	0.48
Phenanthrene	ND	0.25	ug/L	0.087
Anthracene	ND	0.25	ug/L	0.054
Carbazole	ND	1.2	ug/L	0.54
Di-n-butyl phthalate	ND	1.2	ug/L	0.61
Fluoranthene	ND	0.25	ug/L	0.036
Pyrene	ND	0.25	ug/L	0.048
Butyl benzyl phthalate	ND	1.2	ug/L	0.51
3,3'-Dichlorobenzidine	ND	6.2	ug/L	0.48
Benzo(a)anthracene	ND	0.25	ug/L	0.052
Chrysene	ND	0.25	ug/L	0.048
bis(2-Ethylhexyl) phthalate	ND	12	ug/L	0.88
Di-n-octyl phthalate	ND	1.2	ug/L	0.39
Benzo(b)fluoranthene	ND	0.25	ug/L	0.049
Benzo(k)fluoranthene	ND	0.25	ug/L	0.049
Benzo(a)pyrene	ND	0.25	ug/L	0.048
Indeno(1,2,3-cd)pyrene	ND	0.25	ug/L	0.065
Dibenz(a,h)anthracene	ND	0.25	ug/L	0.039
Benzo(ghi)perylene	ND	0.25	ug/L	0.053

(Continued on next page)

Environmental Quality Mgt., Inc.

Client Sample ID: FWGWBGmw-007C-0549-GW

GC/MS Semivolatiles

Lot-Sample #...: A7J110121-016 **Work Order #...:** J8NQ21AC **Matrix.....:** WG

SURROGATE	PERCENT RECOVERY	RECOVERY LIMITS
Nitrobenzene-d5	58	(32 - 112)
2-Fluorobiphenyl	54	(30 - 110)
Terphenyl-d14	83	(51 - 135)
Phenol-d5	56	(10 - 117)
2-Fluorophenol	24	(19 - 108)
2,4,6-Tribromophenol	60	(42 - 124)

Environmental Quality Mgt., Inc.

Client Sample ID: FWGDETmw-4bR-0527-GW

GC/MS Semivolatiles

Lot-Sample #...: A7J110121-018	**Work Order #...:** J8NRP2AC	**Matrix.....:** WG
Date Sampled...: 10/10/07 10:40	**Date Received..:** 10/11/07	
Prep Date.....: 10/17/07	**Analysis Date..:** 10/20/07	
Prep Batch #...: 7290031		
Dilution Factor: 1	**Initial Wgt/Vol:** 900 mL	**Final Wgt/Vol..:** 2 mL
	Method.....: SW846 8270C	

PARAMETER	RESULT	REPORTING LIMIT	UNITS	MDL
Benzoic acid	ND	10	ug/L	4.4
Benzyl alcohol	ND	5.0	ug/L	0.49
Phenol	ND	1.0	ug/L	0.96
bis(2-Chloroethyl)-ether	ND	1.0	ug/L	0.088
2-Chlorophenol	ND	1.0	ug/L	0.039
1,3-Dichlorobenzene	ND	1.0	ug/L	0.53
1,4-Dichlorobenzene	ND	1.0	ug/L	0.52
1,2-Dichlorobenzene	ND	1.0	ug/L	0.59
2-Methylphenol	ND	1.0	ug/L	0.56
2,2'-oxybis(1-Chloro-propane)	ND	1.0	ug/L	0.52
4-Methylphenol	ND	1.0	ug/L	0.64
N-Nitrosodi-n-propyl-amine	ND	1.0	ug/L	0.53
Hexachloroethane	ND	1.0	ug/L	0.58
Nitrobenzene	ND	1.0	ug/L	0.053
Isophorone	ND	1.0	ug/L	0.50
2-Nitrophenol	ND	2.0	ug/L	1.3
2,4-Dimethylphenol	ND	2.0	ug/L	0.56
bis(2-Chloroethoxy) methane	ND	1.0	ug/L	0.49
2,4-Dichlorophenol	ND	2.0	ug/L	1.1
1,2,4-Trichloro-benzene	ND	1.0	ug/L	0.59
Naphthalene	ND	0.20	ug/L	0.069
4-Chloroaniline	ND	2.0	ug/L	0.56
Hexachlorobutadiene	ND	1.0	ug/L	0.51
4-Chloro-3-methylphenol	ND	2.0	ug/L	0.41
2-Methylnaphthalene	ND	0.20	ug/L	0.061
Hexachlorocyclopenta-diene	ND	10	ug/L	0.74
2,4,6-Trichloro-phenol	ND	5.0	ug/L	1.4
2,4,5-Trichloro-phenol	ND	5.0	ug/L	0.96
2-Chloronaphthalene	ND	1.0	ug/L	0.62
2-Nitroaniline	ND	2.0	ug/L	0.43

(Continued on next page)

Environmental Quality Mgt., Inc.

Client Sample ID: FWGDETmw-4bR-0527-GW

GC/MS Semivolatiles

Lot-Sample #...: A7J110121-018 **Work Order #...:** J8NRP2AC **Matrix.....:** WG

PARAMETER	RESULT	REPORTING LIMIT	UNITS	MDL
Dimethyl phthalate	ND	1.0	ug/L	0.44
Acenaphthylene	ND	0.20	ug/L	0.054
2,6-Dinitrotoluene	ND	5.0	ug/L	0.47
3-Nitroaniline	ND	2.0	ug/L	0.67
Acenaphthene	ND	0.20	ug/L	0.054
2,4-Dinitrophenol	ND	5.0	ug/L	3.5
4-Nitrophenol	ND	5.0	ug/L	0.63
Dibenzofuran	ND	1.0	ug/L	0.54
2,4-Dinitrotoluene	ND	5.0	ug/L	0.40
Diethyl phthalate	ND	1.0	ug/L	0.63
4-Chlorophenyl phenyl ether	ND	2.0	ug/L	0.55
Fluorene	ND	0.20	ug/L	0.043
4-Nitroaniline	ND	2.0	ug/L	0.47
4,6-Dinitro-2-methylphenol	ND	5.0	ug/L	0.27
N-Nitrosodiphenylamine	ND	1.0	ug/L	0.46
4-Bromophenyl phenyl ether	ND	2.0	ug/L	0.52
Hexachlorobenzene	ND	0.20	ug/L	0.065
Pentachlorophenol	ND	5.0	ug/L	0.48
Phenanthrene	ND	0.20	ug/L	0.087
Anthracene	ND	0.20	ug/L	0.054
Carbazole	ND	1.0	ug/L	0.54
Di-n-butyl phthalate	ND	1.0	ug/L	0.61
Fluoranthene	ND	0.20	ug/L	0.036
Pyrene	ND	0.20	ug/L	0.048
Butyl benzyl phthalate	ND	1.0	ug/L	0.51
3,3'-Dichlorobenzidine	ND	5.0	ug/L	0.48
Benzo(a)anthracene	ND	0.20	ug/L	0.052
Chrysene	ND	0.20	ug/L	0.048
bis(2-Ethylhexyl) phthalate	**4.9 J,B**	**10**	**ug/L**	**0.88**
Di-n-octyl phthalate	ND	1.0	ug/L	0.39
Benzo(b)fluoranthene	ND	0.20	ug/L	0.049
Benzo(k)fluoranthene	ND	0.20	ug/L	0.049
Benzo(a)pyrene	ND	0.20	ug/L	0.048
Indeno(1,2,3-cd)pyrene	ND	0.20	ug/L	0.065
Dibenz(a,h)anthracene	ND	0.20	ug/L	0.039
Benzo(ghi)perylene	ND	0.20	ug/L	0.053

(Continued on next page)

Environmental Quality Mgt., Inc.

Client Sample ID: FWGDETmw-4bR-0527-GW

GC/MS Semivolatiles

Lot-Sample #...: A7J110121-018 Work Order #...: J8NRP2AC Matrix.....: WG

SURROGATE	PERCENT RECOVERY	RECOVERY LIMITS
Nitrobenzene-d5	70	(32 - 112)
2-Fluorobiphenyl	64	(30 - 110)
Terphenyl-d14	92	(51 - 135)
Phenol-d5	50	(10 - 117)
2-Fluorophenol	29	(19 - 108)
2,4,6-Tribromophenol	58	(42 - 124)

NOTE(S):

J Estimated result. Result is less than RL.

B Method blank contamination. The associated method blank contains the target analyte at a reportable level.

Environmental Quality Mgt., Inc.

Client Sample ID: FWGDETmw-3bR-0526-GW

GC/MS Semivolatiles

Lot-Sample #...: A7J110121-020 **Work Order #...:** J8NRX1AC **Matrix.....:** WG
Date Sampled...: 10/10/07 11:00 **Date Received..:** 10/11/07
Prep Date.....: 10/12/07 **Analysis Date..:** 10/15/07
Prep Batch #...: 7284260
Dilution Factor: 1 **Initial Wgt/Vol:** 950 mL **Final Wgt/Vol..:** 2 mL
Method.....: SW846 8270C

PARAMETER	RESULT	REPORTING LIMIT	UNITS	MDL
Benzoic acid	ND	10	ug/L	4.4
Benzyl alcohol	ND	5.0	ug/L	0.49
Phenol	ND	1.0	ug/L	0.96
bis(2-Chloroethyl)-ether	ND	1.0	ug/L	0.088
2-Chlorophenol	ND	1.0	ug/L	0.039
1,3-Dichlorobenzene	ND	1.0	ug/L	0.53
1,4-Dichlorobenzene	ND	1.0	ug/L	0.52
1,2-Dichlorobenzene	ND	1.0	ug/L	0.59
2-Methylphenol	ND	1.0	ug/L	0.56
2,2'-oxybis(1-Chloro-propane)	ND	1.0	ug/L	0.52
4-Methylphenol	ND	1.0	ug/L	0.64
N-Nitrosodi-n-propyl-amine	ND	1.0	ug/L	0.53
Hexachloroethane	ND	1.0	ug/L	0.58
Nitrobenzene	ND	1.0	ug/L	0.053
Isophorone	ND	1.0	ug/L	0.50
2-Nitrophenol	ND	2.0	ug/L	1.3
2,4-Dimethylphenol	ND	2.0	ug/L	0.56
bis(2-Chloroethoxy) methane	ND	1.0	ug/L	0.49
2,4-Dichlorophenol	ND	2.0	ug/L	1.1
1,2,4-Trichloro-benzene	ND	1.0	ug/L	0.59
Naphthalene	ND	0.20	ug/L	0.069
4-Chloroaniline	ND	2.0	ug/L	0.56
Hexachlorobutadiene	ND	1.0	ug/L	0.51
4-Chloro-3-methylphenol	ND	2.0	ug/L	0.41
2-Methylnaphthalene	ND	0.20	ug/L	0.061
Hexachlorocyclopenta-diene	ND	10	ug/L	0.74
2,4,6-Trichloro-phenol	ND	5.0	ug/L	1.4
2,4,5-Trichloro-phenol	ND	5.0	ug/L	0.96
2-Chloronaphthalene	ND	1.0	ug/L	0.62
2-Nitroaniline	ND	2.0	ug/L	0.43

(Continued on next page)

Environmental Quality Mgt., Inc.

Client Sample ID: FWGDETmw-3bR-0526-GW

GC/MS Semivolatiles

Lot-Sample #...: A7J110121-020 **Work Order #...:** J8NRX1AC **Matrix.....:** WG

PARAMETER	RESULT	REPORTING LIMIT	UNITS	MDL
Dimethyl phthalate	ND	1.0	ug/L	0.44
Acenaphthylene	ND	0.20	ug/L	0.054
2,6-Dinitrotoluene	ND	5.0	ug/L	0.47
3-Nitroaniline	ND	2.0	ug/L	0.67
Acenaphthene	ND	0.20	ug/L	0.054
2,4-Dinitrophenol	ND	5.0	ug/L	3.5
4-Nitrophenol	ND	5.0	ug/L	0.63
Dibenzofuran	ND	1.0	ug/L	0.54
2,4-Dinitrotoluene	ND	5.0	ug/L	0.40
Diethyl phthalate	ND	1.0	ug/L	0.63
4-Chlorophenyl phenyl ether	ND	2.0	ug/L	0.55
Fluorene	ND	0.20	ug/L	0.043
4-Nitroaniline	ND	2.0	ug/L	0.47
4,6-Dinitro-2-methylphenol	ND	5.0	ug/L	0.27
N-Nitrosodiphenylamine	ND	1.0	ug/L	0.46
4-Bromophenyl phenyl ether	ND	2.0	ug/L	0.52
Hexachlorobenzene	ND	0.20	ug/L	0.065
Pentachlorophenol	ND	5.0	ug/L	0.48
Phenanthrene	ND	0.20	ug/L	0.087
Anthracene	ND	0.20	ug/L	0.054
Carbazole	ND	1.0	ug/L	0.54
Di-n-butyl phthalate	ND	1.0	ug/L	0.61
Fluoranthene	ND	0.20	ug/L	0.036
Pyrene	ND	0.20	ug/L	0.048
Butyl benzyl phthalate	ND	1.0	ug/L	0.51
3,3'-Dichlorobenzidine	ND	5.0	ug/L	0.48
Benzo(a)anthracene	ND	0.20	ug/L	0.052
Chrysene	ND	0.20	ug/L	0.048
bis(2-Ethylhexyl) phthalate	ND	10	ug/L	0.88
Di-n-octyl phthalate	ND	1.0	ug/L	0.39
Benzo(b)fluoranthene	ND	0.20	ug/L	0.049
Benzo(k)fluoranthene	ND	0.20	ug/L	0.049
Benzo(a)pyrene	ND	0.20	ug/L	0.048
Indeno(1,2,3-cd)pyrene	ND	0.20	ug/L	0.065
Dibenz(a,h)anthracene	ND	0.20	ug/L	0.039
Benzo(ghi)perylene	ND	0.20	ug/L	0.053

(Continued on next page)

Environmental Quality Mgt., Inc.

Client Sample ID: FWGDETmw-3bR-0526-GW

GC/MS Semivolatiles

Lot-Sample #...: A7J110121-020 Work Order #...: J8NRX1AC Matrix.....: WG

SURROGATE	PERCENT RECOVERY	RECOVERY LIMITS
Nitrobenzene-d5	71	(32 - 112)
2-Fluorobiphenyl	64	(30 - 110)
Terphenyl-d14	94	(51 - 135)
Phenol-d5	62	(10 - 117)
2-Fluorophenol	18 *	(19 - 108)
2,4,6-Tribromophenol	67	(42 - 124)

NOTE(S):

* Surrogate recovery is outside stated control limits.

Environmental Quality Mgt., Inc.

Client Sample ID: FWGLL12mw-186C-0533-GW

GC/MS Semivolatiles

Lot-Sample #...: A7J110121-024 **Work Order #...:** J8NR92AC **Matrix.....:** WG
Date Sampled...: 10/10/07 13:50 **Date Received..:** 10/11/07
Prep Date.....: 10/17/07 **Analysis Date..:** 10/20/07
Prep Batch #...: 7290031
Dilution Factor: 1 **Initial Wgt/Vol:** 880 mL **Final Wgt/Vol..:** 2 mL
Method.....: SW846 8270C

PARAMETER	RESULT	REPORTING LIMIT	UNITS	MDL
Benzoic acid	ND	10	ug/L	4.4
Benzyl alcohol	ND	5.0	ug/L	0.49
Phenol	ND	1.0	ug/L	0.96
bis(2-Chloroethyl)-ether	ND	1.0	ug/L	0.088
2-Chlorophenol	ND	1.0	ug/L	0.039
1,3-Dichlorobenzene	ND	1.0	ug/L	0.53
1,4-Dichlorobenzene	ND	1.0	ug/L	0.52
1,2-Dichlorobenzene	ND	1.0	ug/L	0.59
2-Methylphenol	ND	1.0	ug/L	0.56
2,2'-oxybis(1-Chloro-propane)	ND	1.0	ug/L	0.52
4-Methylphenol	ND	1.0	ug/L	0.64
N-Nitrosodi-n-propyl-amine	ND	1.0	ug/L	0.53
Hexachloroethane	ND	1.0	ug/L	0.58
Nitrobenzene	ND	1.0	ug/L	0.053
Isophorone	ND	1.0	ug/L	0.50
2-Nitrophenol	ND	2.0	ug/L	1.3
2,4-Dimethylphenol	ND	2.0	ug/L	0.56
bis(2-Chloroethoxy) methane	ND	1.0	ug/L	0.49
2,4-Dichlorophenol	ND	2.0	ug/L	1.1
1,2,4-Trichloro-benzene	ND	1.0	ug/L	0.59
Naphthalene	ND	0.20	ug/L	0.069
4-Chloroaniline	ND	2.0	ug/L	0.56
Hexachlorobutadiene	ND	1.0	ug/L	0.51
4-Chloro-3-methylphenol	ND	2.0	ug/L	0.41
2-Methylnaphthalene	ND	0.20	ug/L	0.061
Hexachlorocyclopenta-diene	ND	10	ug/L	0.74
2,4,6-Trichloro-phenol	ND	5.0	ug/L	1.4
2,4,5-Trichloro-phenol	ND	5.0	ug/L	0.96
2-Chloronaphthalene	ND	1.0	ug/L	0.62
2-Nitroaniline	ND	2.0	ug/L	0.43

(Continued on next page)

Environmental Quality Mgt., Inc.

Client Sample ID: FWGLL12mw-186C-0533-GW

GC/MS Semivolatiles

Lot-Sample #...: A7J110121-024 **Work Order #...:** J8NR92AC **Matrix.....:** WG

PARAMETER	RESULT	REPORTING LIMIT	UNITS	MDL
Dimethyl phthalate	ND	1.0	ug/L	0.44
Acenaphthylene	ND	0.20	ug/L	0.054
2,6-Dinitrotoluene	ND	5.0	ug/L	0.47
3-Nitroaniline	ND	2.0	ug/L	0.67
Acenaphthene	ND	0.20	ug/L	0.054
2,4-Dinitrophenol	ND	5.0	ug/L	3.5
4-Nitrophenol	ND	5.0	ug/L	0.63
Dibenzofuran	ND	1.0	ug/L	0.54
2,4-Dinitrotoluene	ND	5.0	ug/L	0.40
Diethyl phthalate	ND	1.0	ug/L	0.63
4-Chlorophenyl phenyl ether	ND	2.0	ug/L	0.55
Fluorene	ND	0.20	ug/L	0.043
4-Nitroaniline	ND	2.0	ug/L	0.47
4,6-Dinitro-2-methylphenol	ND	5.0	ug/L	0.27
N-Nitrosodiphenylamine	ND	1.0	ug/L	0.46
4-Bromophenyl phenyl ether	ND	2.0	ug/L	0.52
Hexachlorobenzene	ND	0.20	ug/L	0.065
Pentachlorophenol	ND	5.0	ug/L	0.48
Phenanthrene	ND	0.20	ug/L	0.087
Anthracene	ND	0.20	ug/L	0.054
Carbazole	ND	1.0	ug/L	0.54
Di-n-butyl phthalate	ND	1.0	ug/L	0.61
Fluoranthene	ND	0.20	ug/L	0.036
Pyrene	ND	0.20	ug/L	0.048
Butyl benzyl phthalate	ND	1.0	ug/L	0.51
3,3'-Dichlorobenzidine	ND	5.0	ug/L	0.48
Benzo(a)anthracene	ND	0.20	ug/L	0.052
Chrysene	ND	0.20	ug/L	0.048
bis(2-Ethylhexyl) phthalate	**2.2 J,B**	**10**	**ug/L**	**0.88**
Di-n-octyl phthalate	ND	1.0	ug/L	0.39
Benzo(b)fluoranthene	ND	0.20	ug/L	0.049
Benzo(k)fluoranthene	ND	0.20	ug/L	0.049
Benzo(a)pyrene	ND	0.20	ug/L	0.048
Indeno(1,2,3-cd)pyrene	ND	0.20	ug/L	0.065
Dibenz(a,h)anthracene	ND	0.20	ug/L	0.039
Benzo(ghi)perylene	ND	0.20	ug/L	0.053

(Continued on next page)

Environmental Quality Mgt., Inc.

Client Sample ID: FWGLL12mw-186C-0533-GW

GC/MS Semivolatiles

Lot-Sample #...: A7J110121-024 Work Order #...: J8NR92AC Matrix.....: WG

SURROGATE	PERCENT RECOVERY	RECOVERY LIMITS
Nitrobenzene-d5	75	(32 - 112)
2-Fluorobiphenyl	72	(30 - 110)
Terphenyl-d14	94	(51 - 135)
Phenol-d5	64	(10 - 117)
2-Fluorophenol	42	(19 - 108)
2,4,6-Tribromophenol	82	(42 - 124)

NOTE(S):

J Estimated result. Result is less than RL.

B Method blank contamination. The associated method blank contains the target analyte at a reportable level.

Environmental Quality Mgt., Inc.

Client Sample ID: FWGBKGmw-017C-0518-GW

GC/MS Semivolatiles

Lot-Sample #...: A7J110121-026 **Work Order #...:** J8NTJ1AC **Matrix.....:** WG
Date Sampled...: 10/10/07 16:10 **Date Received..:** 10/11/07
Prep Date.....: 10/12/07 **Analysis Date..:** 10/15/07
Prep Batch #...: 7284260
Dilution Factor: 1 **Initial Wgt/Vol:** 860 mL **Final Wgt/Vol..:** 2 mL
Method.....: SW846 8270C

PARAMETER	RESULT	REPORTING LIMIT	UNITS	MDL
Benzoic acid	ND	10	ug/L	4.4
Benzyl alcohol	ND	5.0	ug/L	0.49
Phenol	ND	1.0	ug/L	0.96
bis(2-Chloroethyl)-ether	ND	1.0	ug/L	0.088
2-Chlorophenol	ND	1.0	ug/L	0.039
1,3-Dichlorobenzene	ND	1.0	ug/L	0.53
1,4-Dichlorobenzene	ND	1.0	ug/L	0.52
1,2-Dichlorobenzene	ND	1.0	ug/L	0.59
2-Methylphenol	ND	1.0	ug/L	0.56
2,2'-oxybis(1-Chloro-propane)	ND	1.0	ug/L	0.52
4-Methylphenol	ND	1.0	ug/L	0.64
N-Nitrosodi-n-propyl-amine	ND	1.0	ug/L	0.53
Hexachloroethane	ND	1.0	ug/L	0.58
Nitrobenzene	ND	1.0	ug/L	0.053
Isophorone	ND	1.0	ug/L	0.50
2-Nitrophenol	ND	2.0	ug/L	1.3
2,4-Dimethylphenol	ND	2.0	ug/L	0.56
bis(2-Chloroethoxy) methane	ND	1.0	ug/L	0.49
2,4-Dichlorophenol	ND	2.0	ug/L	1.1
1,2,4-Trichloro-benzene	ND	1.0	ug/L	0.59
Naphthalene	ND	0.20	ug/L	0.069
4-Chloroaniline	ND	2.0	ug/L	0.56
Hexachlorobutadiene	ND	1.0	ug/L	0.51
4-Chloro-3-methylphenol	ND	2.0	ug/L	0.41
2-Methylnaphthalene	ND	0.20	ug/L	0.061
Hexachlorocyclopenta-diene	ND	10	ug/L	0.74
2,4,6-Trichloro-phenol	ND	5.0	ug/L	1.4
2,4,5-Trichloro-phenol	ND	5.0	ug/L	0.96
2-Chloronaphthalene	ND	1.0	ug/L	0.62
2-Nitroaniline	ND	2.0	ug/L	0.43

(Continued on next page)

Environmental Quality Mgt., Inc.

Client Sample ID: FWGBKGmw-017C-0518-GW

GC/MS Semivolatiles

Lot-Sample #...: A7J110121-026 Work Order #...: J8NTJ1AC Matrix.....: WG

PARAMETER	RESULT	REPORTING LIMIT	UNITS	MDL
Dimethyl phthalate	ND	1.0	ug/L	0.44
Acenaphthylene	ND	0.20	ug/L	0.054
2,6-Dinitrotoluene	ND	5.0	ug/L	0.47
3-Nitroaniline	ND	2.0	ug/L	0.67
Acenaphthene	ND	0.20	ug/L	0.054
2,4-Dinitrophenol	ND	5.0	ug/L	3.5
4-Nitrophenol	ND	5.0	ug/L	0.63
Dibenzofuran	ND	1.0	ug/L	0.54
2,4-Dinitrotoluene	ND	5.0	ug/L	0.40
Diethyl phthalate	ND	1.0	ug/L	0.63
4-Chlorophenyl phenyl ether	ND	2.0	ug/L	0.55
Fluorene	ND	0.20	ug/L	0.043
4-Nitroaniline	ND	2.0	ug/L	0.47
4,6-Dinitro-2-methylphenol	ND	5.0	ug/L	0.27
N-Nitrosodiphenylamine	ND	1.0	ug/L	0.46
4-Bromophenyl phenyl ether	ND	2.0	ug/L	0.52
Hexachlorobenzene	ND	0.20	ug/L	0.065
Pentachlorophenol	ND	5.0	ug/L	0.48
Phenanthrene	ND	0.20	ug/L	0.087
Anthracene	ND	0.20	ug/L	0.054
Carbazole	ND	1.0	ug/L	0.54
Di-n-butyl phthalate	ND	1.0	ug/L	0.61
Fluoranthene	ND	0.20	ug/L	0.036
Pyrene	ND	0.20	ug/L	0.048
Butyl benzyl phthalate	ND	1.0	ug/L	0.51
3,3'-Dichlorobenzidine	ND	5.0	ug/L	0.48
Benzo(a)anthracene	ND	0.20	ug/L	0.052
Chrysene	ND	0.20	ug/L	0.048
bis(2-Ethylhexyl) phthalate	ND	10	ug/L	0.88
Di-n-octyl phthalate	ND	1.0	ug/L	0.39
Benzo(b)fluoranthene	ND	0.20	ug/L	0.049
Benzo(k)fluoranthene	ND	0.20	ug/L	0.049
Benzo(a)pyrene	ND	0.20	ug/L	0.048
Indeno(1,2,3-cd)pyrene	ND	0.20	ug/L	0.065
Dibenz(a,h)anthracene	ND	0.20	ug/L	0.039
Benzo(ghi)perylene	ND	0.20	ug/L	0.053

(Continued on next page)

Environmental Quality Mgt., Inc.

Client Sample ID: FWGBKGmw-017C-0518-GW

GC/MS Semivolatiles

Lot-Sample #...: A7J110121-026 **Work Order #...:** J8NTJ1AC **Matrix.....:** WG

SURROGATE	PERCENT RECOVERY	RECOVERY LIMITS
Nitrobenzene-d5	71	(32 - 112)
2-Fluorobiphenyl	64	(30 - 110)
Terphenyl-d14	87	(51 - 135)
Phenol-d5	67	(10 - 117)
2-Fluorophenol	42	(19 - 108)
2,4,6-Tribromophenol	66	(42 - 124)

STL North Canton

CONTINUING CALIBRATION COMPOUNDS

Instrument ID: a4hp8.i
Lab File ID: QCMRLCL.D
Analysis Type:
Lab Sample ID: qcmrlcl
Method: \\cansvr11\dd\chem\MSS\a4hp8.i\71015a.b\8270P.m

Injection Date: 15-OCT-2007 19:03
Init. Cal. Date(s): 08-OCT-2007 08-OCT-2007
Init. Cal. Times: 15:20 17:55
Quant Type: ISTD

COMPOUND	RRF / AMOUNT	RF3	CCAL RRF3	MIN RRF	%D / %DRIFT	MAX %D / %DRIFT	CURVE TYPE
9 Pyridine	1.64000	1.67134	1.67134	0.010	-1.91131	50.00000	Averaged
10 N-Nitrosodimethylamine	1.10627	1.17386	1.17386	0.010	-6.10990	50.00000	Averaged
11 Ethyl methacrylate	1.51631	1.65794	1.65794	0.010	-9.34015	50.00000	Averaged
12 3-Chloropropionitrile	0.79518	0.90796	0.90796	0.010	-14.18300	50.00000	Averaged
13 Malononitrile	1.96410	2.19505	2.19505	0.010	-11.75813	50.00000	Averaged
209 Benzaldehyde	1.24828	1.56811	1.56811	0.010	-25.62116	50.00000	Averaged
21 Aniline	2.55464	2.35526	2.35526	0.010	7.80447	50.00000	Averaged
22 Phenol	2.09949	2.21603	2.21603	0.010	-5.55105	20.00000	Averaged
23 bis(2-Chloroethyl)ether	1.57351	2.15344	2.15344	0.010	-36.85567	50.00000	Averaged
24 2-Chlorophenol	1.29497	1.39748	1.39748	0.010	-7.91621	50.00000	Averaged
26 1,3-Dichlorobenzene	1.28011	1.34073	1.34073	0.010	-4.73591	50.00000	Averaged
27 1,4-Dichlorobenzene	1.32599	1.39085	1.39085	0.010	-4.89139	20.00000	Averaged
28 1,2-Dichlorobenzene	1.23255	1.30814	1.30814	0.010	-6.13252	50.00000	Averaged
29 Benzyl Alcohol	0.98698	0.97794	0.97794	0.010	0.91564	50.00000	Averaged
30 2-Methylphenol	1.41236	1.54201	1.54201	0.010	-9.17959	50.00000	Averaged
31 bis(2-Chloroisopropyl)ether	1.68343	2.09263	2.09263	0.010	-24.30790	50.00000	Averaged
37 Acetophenone	2.05230	2.21373	2.21373	0.010	-7.86553	50.00000	Averaged
32 N-Nitroso-di-n-propylamine	1.35282	1.66276	1.66276	0.050	-22.91081	50.00000	Averaged
192 4-Methylphenol	1.45367	1.56846	1.56846	0.010	-7.89668	50.00000	Averaged
34 Hexachloroethane	0.57731	0.60603	0.60603	0.010	-4.97385	50.00000	Averaged
35 Nitrobenzene	0.49116	0.52920	0.52920	0.010	-7.74473	50.00000	Averaged
41 Isophorone	0.79040	0.88610	0.88610	0.010	-12.10798	50.00000	Averaged
42 2-Nitrophenol	0.16744	0.16832	0.16832	0.010	-0.52855	20.00000	Averaged
43 2,4-Dimethylphenol	0.40935	0.42705	0.42705	0.010	-4.32557	50.00000	Averaged
44 bis(2-Chloroethoxy)methane	0.44083	0.49141	0.49141	0.010	-11.47215	50.00000	Averaged
46 2,4-Toluenediamene	2.50000	4.50722	0.23935	0.010	-80.28892	0.000e+000	Quadratic
47 1,3,5-Trichlorobenzene	0.27863	0.27506	0.27506	0.010	1.28353	50.00000	Averaged
48 2,4-Dichlorophenol	0.24561	0.25516	0.25516	0.010	-3.88752	20.00000	Averaged
49 Benzoic Acid	5.00000	5.03327	0.18580	0.010	-0.66534	0.000e+000	Quadratic
50 1,2,4-Trichlorobenzene	0.25671	0.25939	0.25939	0.010	-1.04602	50.00000	Averaged
51 Naphthalene	0.97654	0.96977	0.96977	0.010	0.69361	50.00000	Averaged
52 4-Chloroaniline	0.38264	0.40455	0.40455	0.010	-5.72550	50.00000	Averaged
56 Hexachlorobutadiene	0.16198	0.15637	0.15637	0.010	3.45828	20.00000	Averaged
210 Caprolactam	2.50000	3.06007	0.13845	0.010	-22.40289	0.000e+000	Quadratic
57 1,2,3-Trichlorobenzene	0.25101	0.25716	0.25716	0.010	-2.44901	50.00000	Averaged
59 4-Chloro-3-Methylphenol	0.35064	0.37003	0.37003	0.010	-5.52837	20.00000	Averaged
62 2-Methylnaphthalene	0.56648	0.59192	0.59192	0.010	-4.49000	50.00000	Averaged
63 1-Methylnaphthalene	0.60924	0.62281	0.62281	0.010	-2.22716	50.00000	Averaged
64 Hexachlorocyclopentadiene	2.50000	1.77422	0.24189	0.050	29.03102	0.000e+000	Quadratic
66 2,4,6-Trichlorophenol	0.34468	0.34993	0.34993	0.010	-1.52101	20.00000	Averaged
67 2,4,5-Trichlorophenol	0.37134	0.37229	0.37229	0.010	-0.25568	50.00000	Averaged
211 1,1'-Biphenyl	1.47586	1.47831	1.47831	0.010	-0.16588	50.00000	Averaged

136.85

STL North Canton

CONTINUING CALIBRATION COMPOUNDS

Instrument ID: a4hp8.i Injection Date: 15-OCT-2007 19:03
Lab File ID: QCMRLCL.D Init. Cal. Date(s): 08-OCT-2007 08-OCT-2007
Analysis Type: Init. Cal. Times: 15:20 17:55
Lab Sample ID: qcmrlcl Quant Type: ISTD
Method: \\cansvr11\dd\chem\MSS\a4hp8.i\71015a.b\8270P.m

COMPOUND	RRF / AMOUNT	RF3	CCAL RRF3	MIN RRF	%D / %DRIFT	MAX %D / %DRIFT	CURVE TYPE
68 1,2,3,5-Tetrachlorobenzene	0.54436	0.52369	0.52369	0.010	3.79628	50.00000	Averaged
70 2-Chloronaphthalene	1.02925	1.05077	1.05077	0.010	-2.09095	50.00000	Averaged
73 2-Nitroaniline	0.48456	0.54236	0.54236	0.010	-11.92842	50.00000	Averaged
74 1,2,3,4-Tetrachlorobenzene	0.49581	0.47060	0.47060	0.010	5.08566	50.00000	Averaged
76 Dimethylphthalate	1.21582	1.27583	1.27583	0.010	-4.93607	50.00000	Averaged
78 2,6-Dinitrotoluene	0.26437	0.28721	0.28721	0.010	-8.63911	50.00000	Averaged
79 Acenaphthylene	1.81764	1.86923	1.86923	0.010	-2.83847	50.00000	Averaged
80 1,2-Dinitrobenzene	0.14054	0.15040	0.15040	0.010	-7.01574	50.00000	Averaged
81 3-Nitroaniline	0.29899	0.31945	0.31945	0.010	-6.84508	50.00000	Averaged
82 Acenaphthene	1.14901	1.14468	1.14468	0.010	0.37707	20.00000	Averaged
83 2,4-Dinitrophenol	5.00000	3.38631	0.14096	0.050	32.27376	0.000e+000	Quadratic
85 4-Nitrophenol	2.50000	2.74972	0.27003	0.050	-9.98878	0.000e+000	Quadratic
86 Dibenzofuran	1.61908	1.63093	1.63093	0.010	-0.73201	50.00000	Averaged
87 2,4-Dinitrotoluene	0.35356	0.40117	0.40117	0.010	-13.46653	50.00000	Averaged
91 2,3,5,6-Tetrachlorophenol	0.32895	0.29395	0.29395	0.010	10.63997	50.00000	Averaged
93 Diethylphthalate	1.30501	1.42900	1.42900	0.010	-9.50082	50.00000	Averaged
94 Fluorene	1.35325	1.38209	1.38209	0.010	-2.13101	50.00000	Averaged
95 4-Chlorophenyl-phenylether	0.60786	0.64505	0.64505	0.010	-6.11937	50.00000	Averaged
96 4-Nitroaniline	0.32970	0.36818	0.36818	0.010	-11.67202	50.00000	Averaged
98 4,6-Dinitro-2-methylphenol	2.50000	1.89804	0.09361	0.010	24.07831	0.000e+000	Quadratic
99 N-Nitrosodiphenylamine	0.49875	0.52683	0.52683	0.010	-5.62929	20.00000	Averaged
100 1,2-Diphenylhydrazine	1.03173	1.16746	1.16746	0.010	-13.15573	50.00000	Averaged
106 4-Bromophenyl-phenylether	0.18044	0.18127	0.18127	0.010	-0.45843	50.00000	Averaged
107 Hexachlorobenzene	0.17711	0.17191	0.17191	0.010	2.93363	50.00000	Averaged
212 Atrazine	0.17101	0.19722	0.19722	0.010	-15.32698	50.00000	Averaged
111 Pentachlorophenol	5.00000	4.30009	0.10490	0.010	13.99813	0.000e+000	Quadratic
115 Phenanthrene	1.05156	1.06907	1.06907	0.010	-1.66509	50.00000	Averaged
116 Anthracene	1.05952	1.07105	1.07105	0.010	-1.08823	50.00000	Averaged
119 Carbazole	0.97705	1.01843	1.01843	0.010	-4.23439	50.00000	Averaged
120 Di-n-Butylphthalate	1.18988	1.33976	1.33976	0.010	-12.59586	50.00000	Averaged
123 Fluoranthene	1.13093	1.14236	1.14236	0.010	-1.01085	20.00000	Averaged
124 Benzidine	2.50000	2.66818	0.65228	0.010	-6.72721	0.000e+000	Quadratic
125 Pyrene	1.21486	1.26831	1.26831	0.010	-4.39891	50.00000	Averaged
131 Butylbenzylphthalate	0.52735	0.62401	0.62401	0.010	-18.33002	50.00000	Averaged
133 3,3'-Dimethoxybenzidine	2.50000	2.38340	0.23550	0.010	4.66385	0.000e+000	Quadratic
135 3,3'-Dichlorobenzidine	0.40955	0.40687	0.40687	0.010	0.65351	50.00000	Averaged
136 Benzo(a)Anthracene	1.15628	1.15190	1.15190	0.010	0.37837	50.00000	Averaged
137 Chrysene	1.07349	1.08567	1.08567	0.010	-1.13495	50.00000	Averaged
138 4,4'-Methylene bis(o-chloro	2.50000	2.66793	0.22790	0.010	-6.71730	0.000e+000	Quadratic
139 bis(2-ethylhexyl)Phthalate	0.78210	0.92053	0.92053	0.010	-17.70001	50.00000	Averaged
140 Di-n-octylphthalate	2.50000	2.99842	1.72708	0.010	-19.93663	0.000e+000	Quadratic
141 Benzo(b)fluoranthene	1.21488	1.28387	1.28387	0.010	-5.67866	50.00000	Averaged

STL North Canton

CONTINUING CALIBRATION COMPOUNDS

Instrument ID: a4hp8.i Injection Date: 15-OCT-2007 19:03
Lab File ID: QCMRLCL.D Init. Cal. Date(s): 08-OCT-2007 08-OCT-2007
Analysis Type: Init. Cal. Times: 15:20 17:55
Lab Sample ID: qcmrlcl Quant Type: ISTD
Method: \\cansvr11\dd\chem\MSS\a4hp8.i\71015a.b\8270P.m

COMPOUND	RRF / AMOUNT	RF3	CCAL RRF3	MIN RRF	%D / %DRIFT	MAX %D / %DRIFT	CURVE TYPE
142 Benzo(k)fluoranthene	1.24790	1.22534	1.22534	0.010	1.80785	50.00000	Averaged
146 Benzo(a)pyrene	1.09690	1.13362	1.13362	0.010	-3.34739	20.00000	Averaged
149 Indeno(1,2,3-cd)pyrene	1.17491	1.23056	1.23056	0.010	-4.73599	50.00000	Averaged
150 Dibenz(a,h)anthracene	1.01069	1.04012	1.04012	0.010	-2.91199	50.00000	Averaged
151 Benzo(g,h,i)perylene	0.97920	1.01581	1.01581	0.010	-3.73831	50.00000	Averaged
198 1,4-Dioxane	0.65809	0.48297	0.48297	0.010	26.61001	50.00000	Averaged
$ 154 Nitrobenzene-d5	0.47437	0.51088	0.51088	0.010	-7.69646	50.00000	Averaged
$ 155 2-Fluorobiphenyl	1.26544	1.26766	1.26766	0.010	-0.17535	50.00000	Averaged
$ 156 Terphenyl-d14	0.77678	0.82271	0.82271	0.010	-5.91264	50.00000	Averaged
$ 157 Phenol-d5	1.86372	1.98018	1.98018	0.010	-6.24893	50.00000	Averaged
$ 158 2-Fluorophenol	1.29011	1.29244	1.29244	0.010	-0.18090	50.00000	Averaged
$ 159 2,4,6-Tribromophenol	0.12835	0.11463	0.11463	0.010	10.69148	50.00000	Averaged
$ 186 2-Chlorophenol-d4	1.23227	1.27481	1.27481	0.010	-3.45228	50.00000	Averaged
$ 187 1,2-Dichlorobenzene-d4	0.80672	0.85330	0.85330	0.010	-5.77518	50.00000	Averaged
M 195 Cresols, total	2.86603	3.11047	3.11047	0.010	-8.52889	50.00000	Averaged
101 Diphenylamine	0.49875	0.52683	0.52683	0.010	-5.62929	50.00000	Averaged

METHOD BLANK REPORT

GC/MS Semivolatiles

Client Lot #...: A7J110121 **Work Order #...:** J8PAP1AA **Matrix.....:** WATER
MB Lot-Sample #: A7J110000-260

Prep Date.....: 10/12/07 **Final Wgt/Vol..:** 2 mL
Analysis Date..: 10/15/07 **Prep Batch #...:** 7284260
Dilution Factor: 1 **Initial Wgt/Vol:** 1000 mL

PARAMETER	RESULT	REPORTING LIMIT	UNITS	METHOD
Benzoic acid	ND	10	ug/L	SW846 8270C
Benzyl alcohol	ND	5.0	ug/L	SW846 8270C
Phenol	ND	1.0	ug/L	SW846 8270C
bis(2-Chloroethyl)-ether	ND	1.0	ug/L	SW846 8270C
2-Chlorophenol	ND	1.0	ug/L	SW846 8270C
1,3-Dichlorobenzene	ND	1.0	ug/L	SW846 8270C
1,4-Dichlorobenzene	ND	1.0	ug/L	SW846 8270C
1,2-Dichlorobenzene	ND	1.0	ug/L	SW846 8270C
2-Methylphenol	ND	1.0	ug/L	SW846 8270C
2,2'-oxybis(1-Chloro-propane)	ND	1.0	ug/L	SW846 8270C
4-Methylphenol	ND	1.0	ug/L	SW846 8270C
N-Nitrosodi-n-propyl-amine	ND	1.0	ug/L	SW846 8270C
Hexachloroethane	ND	1.0	ug/L	SW846 8270C
Nitrobenzene	ND	1.0	ug/L	SW846 8270C
Isophorone	ND	1.0	ug/L	SW846 8270C
2-Nitrophenol	ND	2.0	ug/L	SW846 8270C
2,4-Dimethylphenol	ND	2.0	ug/L	SW846 8270C
bis(2-Chloroethoxy) methane	ND	1.0	ug/L	SW846 8270C
2,4-Dichlorophenol	ND	2.0	ug/L	SW846 8270C
1,2,4-Trichloro-benzene	ND	1.0	ug/L	SW846 8270C
Naphthalene	ND	0.20	ug/L	SW846 8270C
4-Chloroaniline	ND	2.0	ug/L	SW846 8270C
Hexachlorobutadiene	ND	1.0	ug/L	SW846 8270C
4-Chloro-3-methylphenol	ND	2.0	ug/L	SW846 8270C
2-Methylnaphthalene	ND	0.20	ug/L	SW846 8270C
Hexachlorocyclopenta-diene	ND	10	ug/L	SW846 8270C
2,4,6-Trichloro-phenol	ND	5.0	ug/L	SW846 8270C
2,4,5-Trichloro-phenol	ND	5.0	ug/L	SW846 8270C
2-Chloronaphthalene	ND	1.0	ug/L	SW846 8270C
2-Nitroaniline	ND	2.0	ug/L	SW846 8270C
Dimethyl phthalate	ND	1.0	ug/L	SW846 8270C
Acenaphthylene	ND	0.20	ug/L	SW846 8270C
2,6-Dinitrotoluene	ND	5.0	ug/L	SW846 8270C

(Continued on next page)

METHOD BLANK REPORT

GC/MS Semivolatiles

Client Lot #...: A7J110121 **Work Order #...:** J8PAP1AA **Matrix.....:** WATER

PARAMETER	RESULT	REPORTING LIMIT	UNITS	METHOD
3-Nitroaniline	ND	2.0	ug/L	SW846 8270C
Acenaphthene	ND	0.20	ug/L	SW846 8270C
2,4-Dinitrophenol	ND	5.0	ug/L	SW846 8270C
4-Nitrophenol	ND	5.0	ug/L	SW846 8270C
Dibenzofuran	ND	1.0	ug/L	SW846 8270C
2,4-Dinitrotoluene	ND	5.0	ug/L	SW846 8270C
Diethyl phthalate	ND	1.0	ug/L	SW846 8270C
4-Chlorophenyl phenyl ether	ND	2.0	ug/L	SW846 8270C
Fluorene	ND	0.20	ug/L	SW846 8270C
4-Nitroaniline	ND	2.0	ug/L	SW846 8270C
4,6-Dinitro-2-methylphenol	ND	5.0	ug/L	SW846 8270C
N-Nitrosodiphenylamine	ND	1.0	ug/L	SW846 8270C
4-Bromophenyl phenyl ether	ND	2.0	ug/L	SW846 8270C
Hexachlorobenzene	ND	0.20	ug/L	SW846 8270C
Pentachlorophenol	ND	5.0	ug/L	SW846 8270C
Phenanthrene	ND	0.20	ug/L	SW846 8270C
Anthracene	ND	0.20	ug/L	SW846 8270C
Carbazole	ND	1.0	ug/L	SW846 8270C
Di-n-butyl phthalate	ND	1.0	ug/L	SW846 8270C
Fluoranthene	ND	0.20	ug/L	SW846 8270C
Pyrene	ND	0.20	ug/L	SW846 8270C
Butyl benzyl phthalate	ND	1.0	ug/L	SW846 8270C
3,3'-Dichlorobenzidine	ND	5.0	ug/L	SW846 8270C
Benzo(a)anthracene	ND	0.20	ug/L	SW846 8270C
Chrysene	ND	0.20	ug/L	SW846 8270C
bis(2-Ethylhexyl) phthalate	ND	10	ug/L	SW846 8270C
Di-n-octyl phthalate	ND	1.0	ug/L	SW846 8270C
Benzo(b)fluoranthene	ND	0.20	ug/L	SW846 8270C
Benzo(k)fluoranthene	ND	0.20	ug/L	SW846 8270C
Benzo(a)pyrene	ND	0.20	ug/L	SW846 8270C
Indeno(1,2,3-cd)pyrene	ND	0.20	ug/L	SW846 8270C
Dibenz(a,h)anthracene	ND	0.20	ug/L	SW846 8270C
Benzo(ghi)perylene	ND	0.20	ug/L	SW846 8270C

SURROGATE	PERCENT RECOVERY	RECOVERY LIMITS
Nitrobenzene-d5	73	(32 - 112)
2-Fluorobiphenyl	67	(30 - 110)
Terphenyl-d14	92	(51 - 135)
Phenol-d5	67	(10 - 117)
2-Fluorophenol	39	(19 - 108)

(Continued on next page)

METHOD BLANK REPORT

GC/MS Semivolatiles

Client Lot #...: A7J110121 **Work Order #...:** J8PAP1AA **Matrix.....:** WATER

PARAMETER	RESULT	REPORTING LIMIT	UNITS	METHOD
2,4,6-Tribromophenol	60	(42 - 124)		

NOTE(S):

Calculations are performed before rounding to avoid round-off errors in calculated results.

LABORATORY CONTROL SAMPLE EVALUATION REPORT

GC/MS Semivolatiles

Client Lot #...: A7J110121 **Work Order #...:** J8PAP1AC **Matrix.....:** WATER
LCS Lot-Sample#: A7J110000-260
Prep Date.....: 10/12/07 **Analysis Date..:** 10/15/07
Prep Batch #...: 7284260
Dilution Factor: 1 **Final Wgt/Vol..:** 2 mL
Initial Wgt/Vol: 1000 mL

PARAMETER	PERCENT RECOVERY	RECOVERY LIMITS	METHOD
Benzoic acid	15 a	(30 - 136)	SW846 8270C
Benzyl alcohol	69	(29 - 115)	SW846 8270C
Phenol	**68**	**(30 - 115)**	**SW846 8270C**
bis(2-Chloroethyl)- ether	100	(30 - 115)	SW846 8270C
2-Chlorophenol	**62**	**(30 - 120)**	**SW846 8270C**
1,3-Dichlorobenzene	60	(30 - 120)	SW846 8270C
1,4-Dichlorobenzene	**62**	**(30 - 115)**	**SW846 8270C**
1,2-Dichlorobenzene	66	(30 - 120)	SW846 8270C
2-Methylphenol	76	(30 - 116)	SW846 8270C
bis(2-Chloroisopropyl) ether	93	(50 - 150)	SW846 8270C
4-Methylphenol	76	(31 - 115)	SW846 8270C
N-Nitrosodi-n-propyl- ***amine***	**90**	**(30 - 132)**	**SW846 8270C**
Hexachloroethane	52	(30 - 120)	SW846 8270C
Nitrobenzene	83	(31 - 115)	SW846 8270C
Isophorone	93	(33 - 115)	SW846 8270C
2-Nitrophenol	74	(33 - 115)	SW846 8270C
2,4-Dimethylphenol	42	(31 - 120)	SW846 8270C
bis(2-Chloroethoxy) methane	84	(30 - 115)	SW846 8270C
2,4-Dichlorophenol	72	(34 - 115)	SW846 8270C
1,2,4-Trichloro- **benzene**	**65**	**(30 - 120)**	**SW846 8270C**
Naphthalene	70	(30 - 119)	SW846 8270C
4-Chloroaniline	73	(30 - 133)	SW846 8270C
Hexachlorobutadiene	56	(30 - 120)	SW846 8270C
4-Chloro-3-methylphenol	**80**	**(31 - 121)**	**SW846 8270C**
2-Methylnaphthalene	81	(32 - 115)	SW846 8270C
Hexachlorocyclopenta- diene	7.0 a	(30 - 115)	SW846 8270C
2,4,6-Trichloro- phenol	80	(39 - 115)	SW846 8270C

(Continued on next page)

LABORATORY CONTROL SAMPLE EVALUATION REPORT

GC/MS Semivolatiles

Client Lot #...: A7J110121 **Work Order #...:** J8PAP1AC **Matrix.....:** WATER
LCS Lot-Sample#: A7J110000-260

PARAMETER	PERCENT RECOVERY	RECOVERY LIMITS	METHOD
2,4,5-Trichloro-phenol	79	(36 - 135)	SW846 8270C
2-Chloronaphthalene	79	(35 - 115)	SW846 8270C
2-Nitroaniline	96	(36 - 140)	SW846 8270C
Dimethyl phthalate	92	(42 - 116)	SW846 8270C
Acenaphthylene	80	(37 - 115)	SW846 8270C
2,6-Dinitrotoluene	94	(43 - 122)	SW846 8270C
3-Nitroaniline	92	(30 - 138)	SW846 8270C
Acenaphthene	**80**	**(31 - 120)**	**SW846 8270C**
2,4-Dinitrophenol	32	(29 - 146)	SW846 8270C
4-Nitrophenol	**88**	**(30 - 138)**	**SW846 8270C**
Dibenzofuran	82	(40 - 115)	SW846 8270C
2,4-Dinitrotoluene	**98**	**(34 - 151)**	**SW846 8270C**
Diethyl phthalate	95	(43 - 132)	SW846 8270C
4-Chlorophenyl phenyl ether	91	(40 - 115)	SW846 8270C
Fluorene	82	(41 - 115)	SW846 8270C
4-Nitroaniline	92	(30 - 140)	SW846 8270C
4,6-Dinitro-2-methylphenol	61	(42 - 144)	SW846 8270C
N-Nitrosodiphenylamine	90	(35 - 124)	SW846 8270C
4-Bromophenyl phenyl ether	86	(43 - 118)	SW846 8270C
Hexachlorobenzene	82	(42 - 123)	SW846 8270C
Pentachlorophenol	**49**	**(30 - 150)**	**SW846 8270C**
Phenanthrene	83	(45 - 117)	SW846 8270C
Anthracene	84	(45 - 118)	SW846 8270C
Carbazole	91	(49 - 126)	SW846 8270C
Di-n-butyl phthalate	102	(46 - 123)	SW846 8270C
Fluoranthene	93	(47 - 132)	SW846 8270C
Pyrene	**89**	**(35 - 139)**	**SW846 8270C**
Butyl benzyl phthalate	105	(37 - 136)	SW846 8270C
3,3'-Dichlorobenzidine	66	(30 - 160)	SW846 8270C
Benzo(a)anthracene	87	(43 - 138)	SW846 8270C
Chrysene	90	(42 - 142)	SW846 8270C
bis(2-Ethylhexyl) phthalate	108	(30 - 154)	SW846 8270C

(Continued on next page)

LABORATORY CONTROL SAMPLE EVALUATION REPORT

GC/MS Semivolatiles

Client Lot #...: A7J110121 **Work Order #...:** J8PAP1AC **Matrix.....:** WATER
LCS Lot-Sample#: A7J110000-260

PARAMETER	PERCENT RECOVERY	RECOVERY LIMITS	METHOD
Di-n-octyl phthalate	106	(36 - 151)	SW846 8270C
Benzo(b)fluoranthene	90	(31 - 146)	SW846 8270C
Benzo(k)fluoranthene	92	(40 - 127)	SW846 8270C
Benzo(a)pyrene	90	(38 - 144)	SW846 8270C
Indeno(1,2,3-cd)pyrene	94	(37 - 130)	SW846 8270C
Dibenz(a,h)anthracene	94	(38 - 130)	SW846 8270C
Benzo(ghi)perylene	92	(35 - 129)	SW846 8270C
Atrazine	112	(30 - 120)	SW846 8270C
Acetophenone	78	(30 - 120)	SW846 8270C
1,1'-Biphenyl	76	(30 - 120)	SW846 8270C
Caprolactam	93	(30 - 120)	SW846 8270C
Benzaldehyde	93	(30 - 120)	SW846 8270C
Aniline	61	(30 - 127)	SW846 8270C
N-Nitrosodimethylamine	68	(30 - 115)	SW846 8270C

SURROGATE	PERCENT RECOVERY	RECOVERY LIMITS
Nitrobenzene-d5	76	(32 - 112)
2-Fluorobiphenyl	73	(30 - 110)
Terphenyl-d14	92	(51 - 135)
Phenol-d5	66	(10 - 117)
2-Fluorophenol	28	(19 - 108)
2,4,6-Tribromophenol	71	(42 - 124)

NOTE(S):

Calculations are performed before rounding to avoid round-off errors in calculated results.

Bold print denotes control parameters

a Spiked analyte recovery is outside stated control limits.

Laboratory Control Sample / Laboratory Control Sample Duplicate Outlier Report

Method Batch : 7284260 **Analysis Method :** 8270C **Analysis Date :** 10/15/2007

Preparation Batch : 7284260 **Preparation Type :** 3520C **Preparation Date :** 10/12/2007

Lab Reporting Batch : A7J110121 **Lab ID:** STLCAN

			Reported Values		Project Limits (Percent)			
LCS Lab Sample ID	Matrix	Analyte Name	Percent Recovery	RPD	Rejection Point	Lower Limit	Upper Limit	RPD
A7J110000260C	AQ	Benzoic acid	15		30.00	30.00	136.00	30.00
		Hexachlorocyclopentadiene	7.0		30.00	30.00	115.00	30.00

Associated Samples

Client Sample ID	Lab Sample ID
FWGBKGmw-012C-0514-GW	A7J110121011
FWGBKGmw-013C-0515-GW	A7J110121005
FWGBKGmw-017C-0518-GW	A7J110121026
FWGBKGmw-DUP1-0551-GW	A7J110121013
FWGDA2mw-DET1bR-0525-GW	A7J110121003
FWGDETmw-3bR-0526-GW	A7J110121020
FWGEQUIPRINSE3-0558-GW	A7J110121007
FWGWBGmw-006C-0548-GW	A7J110121009
FWGWBGmw-007C-0549-GW	A7J110121016
FWGWBGmw-009C-0550-GW	A7J110121001

Scope of Data Qualification: The outlier in the LCS qualifies that analyte in all samples with the same Preparation Batch ID as the LCS

Project Number and Name: 030240.0005 - Ravenna GW

MATRIX SPIKE SAMPLE EVALUATION REPORT

GC/MS Semivolatiles

Client Lot #...: A7J110121 **Work Order #...:** J8NP11AF-MS **Matrix.....:** WG
MS Lot-Sample #: A7J110121-005 J8NP11AG-MSD
Date Sampled...: 10/10/07 13:15 **Date Received..:** 10/11/07
Prep Date.....: 10/12/07 **Analysis Date..:** 10/15/07
Prep Batch #...: 7284260
Dilution Factor: 1 **Initial Wgt/Vol:** 520 mL **Final Wgt/Vol..:** 2 mL

PARAMETER	PERCENT RECOVERY	RECOVERY LIMITS	RPD	RPD LIMITS	METHOD
Benzoic acid	17	(10 - 127)			SW846 8270C
	31	(10 - 127)	56	(0-99)	SW846 8270C
Phenol	**70**	**(10 - 116)**			**SW846 8270C**
	61	**(10 - 116)**	**13**	**(0-43)**	**SW846 8270C**
bis(2-Chloroethyl)-ether	92	(57 - 120)			SW846 8270C
	69	(57 - 120)	28	(0-51)	SW846 8270C
2-Chlorophenol	**65**	**(37 - 106)**			**SW846 8270C**
	55	**(37 - 106)**	**17**	**(0-43)**	**SW846 8270C**
1,3-Dichlorobenzene	56	(35 - 114)			SW846 8270C
	41	(35 - 114)	31	(0-89)	SW846 8270C
1,4-Dichlorobenzene	**57**	**(32 - 98)**			**SW846 8270C**
	43	**(32 - 98)**	**29**	**(0-36)**	**SW846 8270C**
1,2-Dichlorobenzene	61	(43 - 112)			SW846 8270C
	45	(43 - 112)	31	(0-85)	SW846 8270C
2-Methylphenol	72	(42 - 113)			SW846 8270C
	62	(42 - 113)	15	(0-73)	SW846 8270C
bis(2-Chloroisopropyl) ether	86	(53 - 122)			SW846 8270C
	65	(53 - 122)	28	(0-52)	SW846 8270C
4-Methylphenol	75	(29 - 122)			SW846 8270C
	68	(29 - 122)	9.6	(0-55)	SW846 8270C
N-Nitrosodi-n-propyl-amine	**87**	**(18 - 115)**			**SW846 8270C**
	77	**(18 - 115)**	**13**	**(0-36)**	**SW846 8270C**
Hexachloroethane	49	(28 - 94)			SW846 8270C
	35	(28 - 94)	32	(0-92)	SW846 8270C
Nitrobenzene	74	(56 - 125)			SW846 8270C
	60	(56 - 125)	21	(0-81)	SW846 8270C
Isophorone	85	(56 - 112)			SW846 8270C
	79	(56 - 112)	7.4	(0-50)	SW846 8270C
2-Nitrophenol	69	(51 - 131)			SW846 8270C
	57	(51 - 131)	18	(0-77)	SW846 8270C
2,4-Dimethylphenol	43	(28 - 109)			SW846 8270C
	43	(28 - 109)	0.40	(0-62)	SW846 8270C

(Continued on next page)

MATRIX SPIKE SAMPLE EVALUATION REPORT

GC/MS Semivolatiles

Client Lot #...: A7J110121 **Work Order #...:** J8NP11AF-MS **Matrix.....:** WG
MS Lot-Sample #: A7J110121-005 J8NP11AG-MSD

PARAMETER	PERCENT RECOVERY	RECOVERY LIMITS	RPD	RPD LIMITS	METHOD
bis(2-Chloroethoxy) methane	75	(57 - 114)			SW846 8270C
	68	(57 - 114)	9.7	(0-49)	SW846 8270C
2,4-Dichlorophenol	69	(52 - 121)			SW846 8270C
	63	(52 - 121)	8.0	(0-88)	SW846 8270C
1,2,4-Trichloro-benzene	**59**	**(22 - 110)**			**SW846 8270C**
	46	**(22 - 110)**	**24**	**(0-37)**	**SW846 8270C**
Naphthalene	63	(50 - 176)			SW846 8270C
	51	(50 - 176)	21	(0-52)	SW846 8270C
4-Chloroaniline	68	(15 - 109)			SW846 8270C
	62	(15 - 109)	8.1	(0-99)	SW846 8270C
Hexachlorobutadiene	49	(35 - 118)			SW846 8270C
	37	(35 - 118)	30	(0-56)	SW846 8270C
4-Chloro-3-methylphenol	**75**	**(47 - 111)**			**SW846 8270C**
	78	**(47 - 111)**	**3.7**	**(0-55)**	**SW846 8270C**
2-Methylnaphthalene	74	(45 - 119)			SW846 8270C
	65	(45 - 119)	13	(0-51)	SW846 8270C
Hexachlorocyclopenta-diene	7.6 a	(10 - 98)			SW846 8270C
	7.7 a	(10 - 98)	0.47	(0-97)	SW846 8270C
2,4,6-Trichloro-phenol	73	(46 - 122)			SW846 8270C
	70	(46 - 122)	4.6	(0-98)	SW846 8270C
2,4,5-Trichloro-phenol	73	(45 - 125)			SW846 8270C
	73	(45 - 125)	0.20	(0-74)	SW846 8270C
2-Chloronaphthalene	70	(51 - 119)			SW846 8270C
	65	(51 - 119)	7.7	(0-51)	SW846 8270C
2-Nitroaniline	88	(48 - 125)			SW846 8270C
	91	(48 - 125)	2.5	(0-83)	SW846 8270C
Dimethyl phthalate	82	(25 - 127)			SW846 8270C
	86	(25 - 127)	5.4	(0-99)	SW846 8270C
Acenaphthylene	72	(49 - 111)			SW846 8270C
	70	(49 - 111)	3.2	(0-51)	SW846 8270C
2,6-Dinitrotoluene	87	(58 - 127)			SW846 8270C
	89	(58 - 127)	2.5	(0-82)	SW846 8270C

(Continued on next page)

MATRIX SPIKE SAMPLE EVALUATION REPORT

GC/MS Semivolatiles

Client Lot #...: A7J110121 **Work Order #...:** J8NP11AF-MS **Matrix.....:** WG
MS Lot-Sample #: A7J110121-005 J8NP11AG-MSD

PARAMETER	PERCENT RECOVERY	RECOVERY LIMITS	RPD	RPD LIMITS	METHOD
3-Nitroaniline	84	(19 - 126)			SW846 8270C
	85	(19 - 126)	0.91	(0-99)	SW846 8270C
Acenaphthene	**71**	**(26 - 118)**			**SW846 8270C**
	70	**(26 - 118)**	**2.6**	**(0-35)**	**SW846 8270C**
2,4-Dinitrophenol	38	(14 - 138)			SW846 8270C
	46	(14 - 138)	32	(0-99)	SW846 8270C
4-Nitrophenol	**85**	**(10 - 123)**			**SW846 8270C**
	88	**(10 - 123)**	**4.0**	**(0-34)**	**SW846 8270C**
Dibenzofuran	74	(51 - 117)			SW846 8270C
	74	(51 - 117)	0.24	(0-51)	SW846 8270C
2,4-Dinitrotoluene	**92**	**(31 - 131)**			**SW846 8270C**
	96	**(31 - 131)**	**4.2**	**(0-32)**	**SW846 8270C**
Diethyl phthalate	87	(41 - 118)			SW846 8270C
	90	(41 - 118)	4.4	(0-81)	SW846 8270C
4-Chlorophenyl phenyl ether	81	(51 - 118)			SW846 8270C
	81	(51 - 118)	0.30	(0-51)	SW846 8270C
Fluorene	74	(51 - 119)			SW846 8270C
	75	(51 - 119)	0.79	(0-51)	SW846 8270C
4-Nitroaniline	87	(20 - 122)			SW846 8270C
	88	(20 - 122)	0.65	(0-99)	SW846 8270C
4,6-Dinitro-2-methylphenol	55	(40 - 130)			SW846 8270C
	63	(40 - 130)	14	(0-99)	SW846 8270C
N-Nitrosodiphenylamine	80	(49 - 117)			SW846 8270C
	82	(49 - 117)	2.5	(0-51)	SW846 8270C
4-Bromophenyl phenyl ether	78	(51 - 119)			SW846 8270C
	79	(51 - 119)	2.1	(0-51)	SW846 8270C
Hexachlorobenzene	74	(48 - 123)			SW846 8270C
	75	(48 - 123)	1.9	(0-51)	SW846 8270C
Pentachlorophenol	**48**	**(38 - 137)**			**SW846 8270C**
	57	**(38 - 137)**	**17**	**(0-56)**	**SW846 8270C**
Phenanthrene	76	(52 - 117)			SW846 8270C
	79	(52 - 117)	3.1	(0-51)	SW846 8270C
Anthracene	76	(49 - 118)			SW846 8270C
	80	(49 - 118)	4.5	(0-51)	SW846 8270C
Carbazole	83	(48 - 119)			SW846 8270C
	87	(48 - 119)	4.2	(0-53)	SW846 8270C

(Continued on next page)

MATRIX SPIKE SAMPLE EVALUATION REPORT

GC/MS Semivolatiles

Client Lot #...: A7J110121 **Work Order #...:** J8NP11AF-MS **Matrix.....:** WG
MS Lot-Sample #: A7J110121-005 J8NP11AG-MSD

PARAMETER	PERCENT RECOVERY	RECOVERY LIMITS	RPD	RPD LIMITS	METHOD
Di-n-butyl phthalate	92	(41 - 121)			SW846 8270C
	94	(41 - 121)	2.5	(0-53)	SW846 8270C
Fluoranthene	85	(49 - 122)			SW846 8270C
	89	(49 - 122)	4.1	(0-53)	SW846 8270C
Pyrene	**83**	**(27 - 138)**			**SW846 8270C**
	86	**(27 - 138)**	**3.2**	**(0-31)**	**SW846 8270C**
Butyl benzyl phthalate	95	(41 - 127)			SW846 8270C
	98	(41 - 127)	2.5	(0-84)	SW846 8270C
3,3'-Dichlorobenzidine	52	(19 - 111)			SW846 8270C
	50	(19 - 111)	4.7	(0-99)	SW846 8270C
Benzo(a)anthracene	79	(48 - 115)			SW846 8270C
	82	(48 - 115)	2.9	(0-51)	SW846 8270C
Chrysene	84	(49 - 118)			SW846 8270C
	84	(49 - 118)	0.15	(0-52)	SW846 8270C
bis(2-Ethylhexyl) phthalate	93	(43 - 128)			SW846 8270C
	112	(43 - 128)	18	(0-84)	SW846 8270C
Di-n-octyl phthalate	96	(39 - 144)			SW846 8270C
	99	(39 - 144)	3.3	(0-89)	SW846 8270C
Benzo(b)fluoranthene	81	(44 - 123)			SW846 8270C
	85	(44 - 123)	4.8	(0-54)	SW846 8270C
Benzo(k)fluoranthene	86	(46 - 123)			SW846 8270C
	85	(46 - 123)	0.65	(0-53)	SW846 8270C
Benzo(a)pyrene	81	(44 - 122)			SW846 8270C
	85	(44 - 122)	4.8	(0-51)	SW846 8270C
Indeno(1,2,3-cd)pyrene	83	(39 - 126)			SW846 8270C
	86	(39 - 126)	4.0	(0-59)	SW846 8270C
Dibenz(a,h)anthracene	83	(45 - 127)			SW846 8270C
	87	(45 - 127)	4.8	(0-57)	SW846 8270C
Benzo(ghi)perylene	82	(44 - 122)			SW846 8270C
	85	(44 - 122)	3.6	(0-55)	SW846 8270C
Atrazine	103	(30 - 120)			SW846 8270C
	104	(30 - 120)	1.0	(0-20)	SW846 8270C
Benzaldehyde	85	(30 - 120)			SW846 8270C
	61 p	(30 - 120)	33	(0-20)	SW846 8270C
Acetophenone	72	(30 - 120)			SW846 8270C
	59	(30 - 120)	20	(0-20)	SW846 8270C
1,1'-Biphenyl	65	(30 - 120)			SW846 8270C
	63	(30 - 120)	3.8	(0-20)	SW846 8270C
Caprolactam	78	(30 - 120)			SW846 8270C
	86	(30 - 120)	5.8	(0-20)	SW846 8270C

NTC

NTC = non-target compound
CTW 12/13/14

(Continued on next page)

MATRIX SPIKE SAMPLE EVALUATION REPORT

GC/MS Semivolatiles

Client Lot #...: A7J110121 **Work Order #...:** J8NP11AF-MS **Matrix.....:** WG
MS Lot-Sample #: A7J110121-005 J8NP11AG-MSD

SURROGATE	PERCENT RECOVERY	RECOVERY LIMITS
Nitrobenzene-d5	67	(32 - 112)
	54	(32 - 112)
2-Fluorobiphenyl	64	(30 - 110)
	60	(30 - 110)
Terphenyl-d14	84	(51 - 135)
	86	(51 - 135)
Phenol-d5	66	(10 - 117)
	59	(10 - 117)
2-Fluorophenol	40	(19 - 108)
	30	(19 - 108)
2,4,6-Tribromophenol	66	(42 - 124)
	68	(42 - 124)

NOTE(S):

Calculations are performed before rounding to avoid round-off errors in calculated results.

Bold print denotes control parameters

a *Spiked analyte recovery is outside stated control limits.*

p Relative percent difference (RPD) is outside stated control limits.

Matrix Spike / Matrix Spike Duplicate Recovery and RPD Outlier Report

Method Batch : 7284260 **Analysis Method :** 8270C **Analysis Date :** 10/15/2007

Preparation Batch : 7284260 **Preparation Type :** 3520C **Preparation Date :** 10/12/2007

Lab Reporting Batch : A7J110121 **Lab ID:** STLCAN

Client Sample ID	Lab Sample ID	Matrix	Analyte Name	Reported *		Project Limits (Percent)			
				Percent Recovery	RPD	Rejection Point**	Lower Limit	Upper Limit	RPD
FWGBKGmw-013C-0515	A7J110121005S	AQ	2,4-Dimethylphenol	43		0.00	45.00	135.00	20.00
			2,4-Dinitrophenol	33		0.00	45.00	135.00	20.00
			Benzoic acid	17		0.00	45.00	135.00	20.00
			Hexachlorocyclopentadiene	7.6		0.00	45.00	135.00	20.00
FWGBKGmw-013C-0515	A7J110121005D		1,2,4-Trichlorobenzene		24	0.00	45.00	135.00	20.00
			1,2-Dichlorobenzene		31	0.00	45.00	135.00	20.00
			1,3-Dichlorobenzene	41	31	0.00	45.00	135.00	20.00
			1,4-Dichlorobenzene	43	29	0.00	45.00	135.00	20.00
			2,2-OXYBIS (1-CHLOROPROPAN		28	0.00	45.00	135.00	20.00
			2,4-Dimethylphenol	43		0.00	45.00	135.00	20.00
			2,4-Dinitrophenol		32	0.00	45.00	135.00	20.00
			Benzoic acid	31	56	0.00	45.00	135.00	20.00
			bis(2-Chloroethyl) ether		28	0.00	45.00	135.00	20.00
			Hexachlorobutadiene	37	30	0.00	45.00	135.00	20.00
			Hexachlorocyclopentadiene	7.7		0.00	45.00	135.00	20.00
			Hexachloroethane	35	32	0.00	45.00	135.00	20.00
			Naphthalene		21	0.00	45.00	135.00	20.00
			Nitrobenzene		21	0.00	45.00	135.00	20.00

Associated Samples: Parent sample only	
Client Sample ID	**Lab Sample ID**
FWGBKGmw-013C-0515-GW	A7J110121005

only Benzoic acid, 2,4-Dinitrophenol, and Hexachlorocyclopentadiene qualified due to QC failures

12/13/07

* Only those Percent Recovery and/or RPD values outside project limits are listed in this report.
** Metal are also assessed against an upper rejection point of 150 percent for waters and 200 percent for soils and sediments

Project Number and Name: 030240.0005 - Ravenna GW

CKMV 10/22/07

STL North Canton

CONTINUING CALIBRATION COMPOUNDS

Instrument ID: a4hp8.i Injection Date: 20-OCT-2007 11:19
Lab File ID: 8SMH1020.D Init. Cal. Date(s): 16-OCT-2007 16-OCT-2007
Analysis Type: Init. Cal. Times: 17:10 22:38
Lab Sample ID: L6 Quant Type: ISTD
Method: \\cansvr11\dd\chem\MSS\a4hp8.i\71020a.b\8270p.m

COMPOUND	RRF / AMOUNT	RF5	CCAL RRF5	MIN RRF	%D / %DRIFT	MAX %D / %DRIFT	CURVE TYPE
9 Pyridine	1.73731	1.76795	1.76795	0.010	-1.76357	50.00000	Averaged
10 N-Nitrosodimethylamine	1.10377	1.11587	1.11587	0.010	-1.09632	50.00000	Averaged
11 Ethyl methacrylate	1.52345	1.61517	1.61517	0.010	-6.02055	50.00000	Averaged
12 3-Chloropropionitrile	0.82919	0.82750	0.82750	0.010	0.20382	50.00000	Averaged
13 Malononitrile	2.01347	2.05373	2.05373	0.010	-1.99940	50.00000	Averaged
209 Benzaldehyde	1.31800	1.27038	1.27038	0.010	3.61309	50.00000	Averaged
21 Aniline	2.60890	2.53468	2.53468	0.010	2.84487	50.00000	Averaged
22 Phenol	2.13458	2.11105	2.11105	0.010	1.10212	20.00000	Averaged
23 bis(2-Chloroethyl)ether	1.58044	1.54286	1.54286	0.010	2.37794	50.00000	Averaged
24 2-Chlorophenol	1.29852	1.30562	1.30562	0.010	-0.54720	50.00000	Averaged
26 1,3-Dichlorobenzene	1.27169	1.29721	1.29721	0.010	-2.00692	50.00000	Averaged
27 1,4-Dichlorobenzene	1.33326	1.35576	1.35576	0.010	-1.68781	20.00000	Averaged
28 1,2-Dichlorobenzene	1.23818	1.24923	1.24923	0.010	-0.89296	50.00000	Averaged
29 Benzyl Alcohol	1.01915	0.94605	0.94605	0.010	7.17243	50.00000	Averaged
30 2-Methylphenol	1.44264	1.39579	1.39579	0.010	3.24786	50.00000	Averaged
31 bis(2-Chloroisopropyl)ether	1.81898	1.68140	1.68140	0.010	7.56363	50.00000	Averaged
37 Acetophenone	2.12352	2.01442	2.01442	0.010	5.13790	50.00000	Averaged
32 N-Nitroso-di-n-propylamine	1.45528	1.42018	1.42018	0.050	2.41163	50.00000	Averaged
192 4-Methylphenol	1.49319	1.42218	1.42218	0.010	4.75570	50.00000	Averaged
34 Hexachloroethane	0.58668	0.61353	0.61353	0.010	-4.57560	50.00000	Averaged
35 Nitrobenzene	0.51751	0.53167	0.53167	0.010	-2.73716	50.00000	Averaged
41 Isophorone	0.81723	0.84076	0.84076	0.010	-2.87889	50.00000	Averaged
42 2-Nitrophenol	0.16993	0.17737	0.17737	0.010	-4.38004	20.00000	Averaged
43 2,4-Dimethylphenol	0.42650	0.43974	0.43974	0.010	-3.10418	50.00000	Averaged
44 bis(2-Chloroethoxy)methane	0.46118	0.46160	0.46160	0.010	-0.09102	50.00000	Averaged
46 2,4-Toluenediamene	0.25474	0.24107	0.24107	0.010	5.36745	50.00000	Averaged
47 1,3,5-Trichlorobenzene	0.27314	0.29146	0.29146	0.010	-6.70689	50.00000	Averaged
48 2,4-Dichlorophenol	0.25022	0.25452	0.25452	0.010	-1.71741	20.00000	Averaged
49 Benzoic Acid	10.00000	7.98377	0.16400	0.010	20.16232	0.000e+000	Quadratic
50 1,2,4-Trichlorobenzene	0.25497	0.26077	0.26077	0.010	-2.27529	50.00000	Averaged
51 Naphthalene	0.97227	0.95168	0.95168	0.010	2.11726	50.00000	Averaged
52 4-Chloroaniline	0.39094	0.38939	0.38939	0.010	0.39748	50.00000	Averaged
56 Hexachlorobutadiene	0.16068	0.16420	0.16420	0.010	-2.19105	20.00000	Averaged
210 Caprolactam	5.00000	5.10765	0.12593	0.010	-2.15305	0.000e+000	Quadratic
57 1,2,3-Trichlorobenzene	0.24767	0.25880	0.25880	0.010	-4.49605	50.00000	Averaged
59 4-Chloro-3-Methylphenol	0.36523	0.37510	0.37510	0.010	-2.70123	20.00000	Averaged
62 2-Methylnaphthalene	0.57310	0.56759	0.56759	0.010	0.96172	50.00000	Averaged
63 1-Methylnaphthalene	0.61043	0.60647	0.60647	0.010	0.64820	50.00000	Averaged
64 Hexachlorocyclopentadiene	5.00000	4.84750	0.33325	0.050	3.05006	0.000e+000	Quadratic
66 2,4,6-Trichlorophenol	0.33901	0.35916	0.35916	0.010	-5.94256	20.00000	Averaged
67 2,4,5-Trichlorophenol	0.36766	0.37636	0.37636	0.010	-2.36718	50.00000	Averaged
211 1,1'-Biphenyl	1.49792	1.50366	1.50366	0.010	-0.38324	50.00000	Averaged

STL North Canton

CONTINUING CALIBRATION COMPOUNDS

Instrument ID: a4hp8.i
Lab File ID: 8SMH1020.D
Analysis Type:
Lab Sample ID: L6
Method: \\cansvr11\dd\chem\MSS\a4hp8.i\71020a.b\8270p.m

Injection Date: 20-OCT-2007 11:19
Init. Cal. Date(s): 16-OCT-2007 16-OCT-2007
Init. Cal. Times: 17:10 22:38
Quant Type: ISTD

COMPOUND	RRF / AMOUNT	RF5	CCAL RRF5	MIN RRF	%D / %DRIFT	MAX %D / %DRIFT	CURVE TYPE
68 1,2,3,5-Tetrachlorobenzene	0.53087	0.53599	0.53599	0.010	-0.96439	50.00000	Averaged
70 2-Chloronaphthalene	1.03950	1.06684	1.06684	0.010	-2.62978	50.00000	Averaged
73 2-Nitroaniline	0.51197	0.53528	0.53528	0.010	-4.55103	50.00000	Averaged
74 1,2,3,4-Tetrachlorobenzene	0.49043	0.50636	0.50636	0.010	-3.24723	50.00000	Averaged
76 Dimethylphthalate	1.23386	1.25372	1.25372	0.010	-1.61009	50.00000	Averaged
78 2,6-Dinitrotoluene	0.25639	0.28310	0.28310	0.010	-10.41767	50.00000	Averaged
79 Acenaphthylene	1.80959	1.86082	1.86082	0.010	-2.83130	50.00000	Averaged
80 1,2-Dinitrobenzene	0.13827	0.15153	0.15153	0.010	-9.58761	50.00000	Averaged
81 3-Nitroaniline	0.29929	0.30556	0.30556	0.010	-2.09508	50.00000	Averaged
82 Acenaphthene	1.18155	1.17992	1.17992	0.010	0.13842	20.00000	Averaged
83 2,4-Dinitrophenol	10.00000	9.58739	0.23087	0.050	4.12613	0.000e+000	Quadratic
85 4-Nitrophenol	0.30403	0.28867	0.28867	0.050	5.05447	50.00000	Averaged
86 Dibenzofuran	1.64078	1.61317	1.61317	0.010	1.68280	50.00000	Averaged
87 2,4-Dinitrotoluene	0.35379	0.38602	0.38602	0.010	-9.10917	50.00000	Averaged
91 2,3,5,6-Tetrachlorophenol	5.00000	4.91535	0.31593	0.010	1.69296	0.000e+000	Quadratic
93 Diethylphthalate	1.33422	1.38423	1.38423	0.010	-3.74827	50.00000	Averaged
94 Fluorene	1.36153	1.37437	1.37437	0.010	-0.94353	50.00000	Averaged
95 4-Chlorophenyl-phenylether	0.60782	0.62696	0.62696	0.010	-3.14785	50.00000	Averaged
96 4-Nitroaniline	5.00000	4.87412	0.34034	0.010	2.51764	0.000e+000	Quadratic
98 4,6-Dinitro-2-methylphenol	5.00000	4.96249	0.13107	0.010	0.75024	0.000e+000	Quadratic
99 N-Nitrosodiphenylamine	0.50562	0.52372	0.52372	0.010	-3.57977	20.00000	Averaged
100 1,2-Diphenylhydrazine	1.10692	1.12966	1.12966	0.010	-2.05456	50.00000	Averaged
106 4-Bromophenyl-phenylether	0.17493	0.18271	0.18271	0.010	-4.44868	50.00000	Averaged
107 Hexachlorobenzene	0.17277	0.17285	0.17285	0.010	-0.04367	50.00000	Averaged
212 Atrazine	0.17621	0.18479	0.18479	0.010	-4.86764	50.00000	Averaged
111 Pentachlorophenol	10.00000	8.42158	0.11282	0.010	15.78423	0.000e+000	Quadratic
115 Phenanthrene	1.06248	1.05950	1.05950	0.010	0.28042	50.00000	Averaged
116 Anthracene	1.04051	1.07786	1.07786	0.010	-3.58945	50.00000	Averaged
119 Carbazole	0.98926	1.00916	1.00916	0.010	-2.01180	50.00000	Averaged
120 Di-n-Butylphthalate	1.21816	1.28255	1.28255	0.010	-5.28612	50.00000	Averaged
123 Fluoranthene	1.13750	1.15172	1.15172	0.010	-1.24982	20.00000	Averaged
124 Benzidine	0.60188	0.68428	0.68428	0.010	-13.69034	50.00000	Averaged
125 Pyrene	1.21073	1.25463	1.25463	0.010	-3.62560	50.00000	Averaged
131 Butylbenzylphthalate	0.53836	0.59563	0.59563	0.010	-10.63758	50.00000	Averaged
133 3,3'-Dimethoxybenzidine	5.00000	5.96204	0.28729	0.010	-19.24080	0.000e+000	Quadratic
135 3,3'-Dichlorobenzidine	5.00000	5.20260	0.42293	0.010	-4.05196	0.000e+000	Quadratic
136 Benzo(a)Anthracene	1.14911	1.15492	1.15492	0.010	-0.50610	50.00000	Averaged
137 Chrysene	1.07329	1.07872	1.07872	0.010	-0.50635	50.00000	Averaged
138 4,4'-Methylene bis(o-chloro	5.00000	5.15930	0.23764	0.010	-3.18590	0.000e+000	Quadratic
139 bis(2-ethylhexyl)Phthalate	0.79821	0.83790	0.83790	0.010	-4.97304	50.00000	Averaged
140 Di-n-octylphthalate	5.00000	5.48409	1.75541	0.010	-9.68188	0.000e+000	Quadratic
141 Benzo(b)fluoranthene	1.24578	1.29531	1.29531	0.010	-3.97554	50.00000	Averaged

STL North Canton

CONTINUING CALIBRATION COMPOUNDS

Instrument ID: a4hp8.i Injection Date: 20-OCT-2007 11:19
Lab File ID: 8SMH1020.D Init. Cal. Date(s): 16-OCT-2007 16-OCT-2007
Analysis Type: Init. Cal. Times: 17:10 22:38
Lab Sample ID: L6 Quant Type: ISTD
Method: \\cansvr11\dd\chem\MSS\a4hp8.i\71020a.b\8270p.m

COMPOUND	RRF / AMOUNT	RF5	CCAL RRF5	MIN RRF	%D / %DRIFT	MAX %D / %DRIFT	CURVE TYPE
142 Benzo(k)fluoranthene	1.23616	1.26434	1.26434	0.010	-2.27983	50.00000	Averaged
146 Benzo(a)pyrene	1.10339	1.16718	1.16718	0.010	-5.78117	20.00000	Averaged
149 Indeno(1,2,3-cd)pyrene	1.19175	1.23622	1.23622	0.010	-3.73188	50.00000	Averaged
150 Dibenz(a,h)anthracene	1.02163	1.04419	1.04419	0.010	-2.20771	50.00000	Averaged
151 Benzo(g,h,i)perylene	0.98675	1.01267	1.01267	0.010	-2.62776	50.00000	Averaged
198 1,4-Dioxane	0.63519	0.62901	0.62901	0.010	0.97361	50.00000	Averaged
$ 154 Nitrobenzene-d5	0.47233	0.49854	0.49854	0.010	-5.54950	50.00000	Averaged
$ 155 2-Fluorobiphenyl	1.26616	1.28066	1.28066	0.010	-1.14554	50.00000	Averaged
$ 156 Terphenyl-d14	0.78903	0.81359	0.81359	0.010	-3.11259	50.00000	Averaged
$ 157 Phenol-d5	1.90787	1.87303	1.87303	0.010	1.82607	50.00000	Averaged
$ 158 2-Fluorophenol	1.25879	1.31282	1.31282	0.010	-4.29202	50.00000	Averaged
$ 159 2,4,6-Tribromophenol	5.00000	4.87942	0.11926	0.010	2.41163	0.000e+000	Quadratic
$ 186 2-Chlorophenol-d4	1.23391	1.24628	1.24628	0.010	-1.00284	50.00000	Averaged
$ 187 1,2-Dichlorobenzene-d4	0.80509	0.83076	0.83076	0.010	-3.18895	50.00000	Averaged
M 195 Cresols, total	2.93583	2.81797	2.81797	0.010	4.01464	50.00000	Averaged
101 Diphenylamine	0.50562	0.52372	0.52372	0.010	-3.57977	50.00000	Averaged

SDG: A7J110121
Date/Time Cal: 10/20/07 @ 1119

SVOC Analyte	%D
Phenol	1.10212
Bis(2-chloroethyl)ether	2.37794
2-Chlorophenol	0.5472
1,3-Dichlorobenzene	2.00692
1,4-Dichlorobenzene	1.68781
1,2-Dichlorobenzene	0.89296
Benzyl Alcohol	7.17243
2-Methylphenol	3.24786
Bis(2-chloroisopropyl)ether	7.56363
N-Nitroso-di-n-propylamine	2.41163
4-Methylphenol	4.7557
Hexachloroethane	4.5756
Nitrobenzene	2.73716
Isophorone	2.87889
2-Nitrophenol	4.38004
2,4-Dimethylphenol	3.0418
Bis(2-chloroethoxy)methane	0.09102
2,4-Dichlorophenol	1.71741
Benzoic Acid	**20.16232**
1,2,4-Trichlorobenzene	2.27529
Naphthalene	2.11726
4-Chloroaniline	0.39748
Hexachlorobutadiene	2.19105
4-Chloro-3-methylphenol	2.70123
2-Methylnaphthalene	0.96172
Hexachlorocyclopentadiene	3.05006
2,4,6-Trichlorophenol	5.94256
2,4,5-Trichlorophenol	2.36718
2-Chloronaphthalene	2.62978
2-Nitroaniline	4.55103
Dimethyl phthalate	1.61009
2,6-Dinitrotoluene	10.41767
Acenaphthylene	2.8313
3-Nitroaniline	2.09508
Acenaphthene	0.13842
2,4-Dinitrophenol	4.12613
4-Nitrophenol	5.05447
Dibenzofuran	1.6828
2,4-Dinitrotoluene	9.10917
Diethyl phthalate	3.74827
Fluorene	0.94353
4-Chlorophenyl phenylether	3.14785
4-Nitroaniline	2.51764
4,6-Dinitro-2-methylphenol	0.75024
N-Nitrosodiphenylamine	3.57977
4-Bromophenyl phenylether	4.44868
Hexachlorobenzene	0.04367
Pentachlorophenol	15.78423

SDG: A7J110121
Date/Time Cal: 10/20/07 @ 1119

Phenanthrene	0.28042
Anthracene	3.58945
Carbazole	2.0118
Di-n-butyl phthalate	5.26812
Fluoranthene	1.24982
Pyrene	3.6256
Butylbenzyl phthalate	10.63758
3,3'-Dichlorobenzidine	4.05196
Benzo(a)anthracene	0.5061
Chrysene	0.50635
Bis(2-ethylhexyl)phthalate	4.97304
Di-n-octyl phthalate	9.68188
Benzo(b)fluoranthee	3.97554
Benzo(k)fluoranthene	2.27938
Benzo(a)pyrene	5.78117
Indeno(1,2,3-cd)pyrene	3.73188
Dibenzo(a,h)anthracene	2.20771
Benzo(g,h,i)perylene	2.62776
AVG %D	3.659843

ekm 10/22/07

STL North Canton

CONTINUING CALIBRATION COMPOUNDS

Instrument ID: a4hp8.i Injection Date: 20-OCT-2007 11:57
Lab File ID: QCMRLCK.D Init. Cal. Date(s): 16-OCT-2007 16-OCT-2007
Analysis Type: Init. Cal. Times: 17:10 22:38
Lab Sample ID: qcmrlck Quant Type: ISTD
Method: \\cansvr11\dd\chem\MSS\a4hp8.i\71020a.b\8270P.m

COMPOUND	RRF / AMOUNT	RF3	CCAL RRF3	MIN RRF	%D / %DRIFT	MAX %D / %DRIFT	CURVE TYPE
9 Pyridine	1.73731	1.72064	1.72064	0.010	0.95948	50.00000	Averaged
10 N-Nitrosodimethylamine	1.10377	1.14067	1.14067	0.010	-3.34299	50.00000	Averaged
11 Ethyl methacrylate	1.52345	1.61179	1.61179	0.010	-5.79829	50.00000	Averaged
12 3-Chloropropionitrile	0.82919	0.86153	0.86153	0.010	-3.90064	50.00000	Averaged
13 Malononitrile	2.01347	2.16992	2.16992	0.010	-7.77022	50.00000	Averaged
209 Benzaldehyde	1.31800	1.48230	1.48230	0.010	-12.46644	50.00000	Averaged
21 Aniline	2.60890	2.64963	2.64963	0.010	-1.56132	50.00000	Averaged
22 Phenol	2.13458	2.20358	2.20358	0.010	-3.23246	20.00000	Averaged
23 bis(2-Chloroethyl)ether	1.58044	1.56035	1.56035	0.010	1.27115	50.00000	Averaged
24 2-Chlorophenol	1.29852	1.35107	1.35107	0.010	-4.04710	50.00000	Averaged
26 1,3-Dichlorobenzene	1.27169	1.35105	1.35105	0.010	-6.24027	50.00000	Averaged
27 1,4-Dichlorobenzene	1.33326	1.38381	1.38381	0.010	-3.79137	20.00000	Averaged
28 1,2-Dichlorobenzene	1.23818	1.31912	1.31912	0.010	-6.53738	50.00000	Averaged
29 Benzyl Alcohol	1.01915	0.98421	0.98421	0.010	3.42868	50.00000	Averaged
30 2-Methylphenol	1.44264	1.41868	1.41868	0.010	1.66078	50.00000	Averaged
31 bis(2-Chloroisopropyl)ether	1.81898	1.85966	1.85966	0.010	-2.23632	50.00000	Averaged
37 Acetophenone	2.12352	2.17644	2.17644	0.010	-2.49197	50.00000	Averaged
32 N-Nitroso-di-n-propylamine	1.45528	1.56308	1.56308	0.050	-7.40796	50.00000	Averaged
192 4-Methylphenol	1.49319	1.50049	1.50049	0.010	-0.48912	50.00000	Averaged
34 Hexachloroethane	0.58668	0.62457	0.62457	0.010	-6.45744	50.00000	Averaged
35 Nitrobenzene	0.51751	0.53038	0.53038	0.010	-2.48724	50.00000	Averaged
41 Isophorone	0.81723	0.83020	0.83020	0.010	-1.58686	50.00000	Averaged
42 2-Nitrophenol	0.16993	0.17113	0.17113	0.010	-0.71146	20.00000	Averaged
43 2,4-Dimethylphenol	0.42650	0.43180	0.43180	0.010	-1.24266	50.00000	Averaged
44 bis(2-Chloroethoxy)methane	0.46118	0.46683	0.46683	0.010	-1.22657	50.00000	Averaged
46 2,4-Toluenediamene	0.25474	0.27443	0.27443	0.010	-7.73103	50.00000	Averaged
47 1,3,5-Trichlorobenzene	0.27314	0.27534	0.27534	0.010	-0.80703	50.00000	Averaged
48 2,4-Dichlorophenol	0.25022	0.25143	0.25143	0.010	-0.48349	20.00000	Averaged
49 Benzoic Acid	5.00000	3.47711	0.12434	0.010	-30.45775	0.000e+000	Quadratic
50 1,2,4-Trichlorobenzene	0.25497	0.25986	0.25986	0.010	-1.91742	50.00000	Averaged
51 Naphthalene	0.97227	0.94382	0.94382	0.010	2.92597	50.00000	Averaged
52 4-Chloroaniline	0.39094	0.38178	0.38178	0.010	2.34432	50.00000	Averaged
56 Hexachlorobutadiene	0.16068	0.16122	0.16122	0.010	-0.33455	20.00000	Averaged
210 Caprolactam	2.50000	2.52891	0.11916	0.010	-1.15646	0.000e+000	Quadratic
57 1,2,3-Trichlorobenzene	0.24767	0.25332	0.25332	0.010	-2.28511	50.00000	Averaged
59 4-Chloro-3-Methylphenol	0.36523	0.36277	0.36277	0.010	0.67559	20.00000	Averaged
62 2-Methylnaphthalene	0.57310	0.56806	0.56806	0.010	0.87978	50.00000	Averaged
63 1-Methylnaphthalene	0.61043	0.60422	0.60422	0.010	1.01737	50.00000	Averaged
64 Hexachlorocyclopentadiene	2.50000	2.49296	0.32486	0.050	0.28155	0.000e+000	Quadratic
66 2,4,6-Trichlorophenol	0.33901	0.36014	0.36014	0.010	-6.23198	20.00000	Averaged
67 2,4,5-Trichlorophenol	0.36766	0.37862	0.37862	0.010	-2.98352	50.00000	Averaged
211 1,1'-Biphenyl	1.49792	1.48658	1.48658	0.010	0.75742	50.00000	Averaged

65.5

STL North Canton

CONTINUING CALIBRATION COMPOUNDS

Instrument ID: a4hp8.i Injection Date: 20-OCT-2007 11:57
Lab File ID: QCMRLCK.D Init. Cal. Date(s): 16-OCT-2007 16-OCT-2007
Analysis Type: Init. Cal. Times: 17:10 22:38
Lab Sample ID: qcmrlck Quant Type: ISTD
Method: \\cansvr11\dd\chem\MSS\a4hp8.i\71020a.b\8270P.m

COMPOUND	RRF / AMOUNT	RF3	CCAL RRF3	MIN RRF	%D / %DRIFT	MAX %D / %DRIFT	CURVE TYPE
68 1,2,3,5-Tetrachlorobenzene	0.53087	0.54526	0.54526	0.010	-2.71045	50.00000	Averaged
70 2-Chloronaphthalene	1.03950	1.06042	1.06042	0.010	-2.01207	50.00000	Averaged
73 2-Nitroaniline	0.51197	0.54319	0.54319	0.010	-6.09716	50.00000	Averaged
74 1,2,3,4-Tetrachlorobenzene	0.49043	0.48609	0.48609	0.010	0.88610	50.00000	Averaged
76 Dimethylphthalate	1.23386	1.26353	1.26353	0.010	-2.40521	50.00000	Averaged
78 2,6-Dinitrotoluene	0.25639	0.28135	0.28135	0.010	-9.73249	50.00000	Averaged
79 Acenaphthylene	1.80959	1.85485	1.85485	0.010	-2.50116	50.00000	Averaged
80 1,2-Dinitrobenzene	0.13827	0.14638	0.14638	0.010	-5.86281	50.00000	Averaged
81 3-Nitroaniline	0.29929	0.30906	0.30906	0.010	-3.26517	50.00000	Averaged
82 Acenaphthene	1.18155	1.17561	1.17561	0.010	0.50331	20.00000	Averaged
83 2,4-Dinitrophenol	5.00000	4.91144	0.21021	0.050	1.77111	0.000e+000	Quadratic
85 4-Nitrophenol	0.30403	0.26538	0.26538	0.050	12.71386	50.00000	Averaged
86 Dibenzofuran	1.64078	1.63015	1.63015	0.010	0.64786	50.00000	Averaged
87 2,4-Dinitrotoluene	0.35379	0.39076	0.39076	0.010	-10.45015	50.00000	Averaged
91 2,3,5,6-Tetrachlorophenol	2.50000	2.48507	0.30215	0.010	0.59728	0.000e+000	Quadratic
93 Diethylphthalate	1.33422	1.39500	1.39500	0.010	-4.55577	50.00000	Averaged
94 Fluorene	1.36153	1.36149	1.36149	0.010	0.00277	50.00000	Averaged
95 4-Chlorophenyl-phenylether	0.60782	0.63451	0.63451	0.010	-4.39000	50.00000	Averaged
96 4-Nitroaniline	2.50000	2.63517	0.35055	0.010	-5.40676	0.000e+000	Quadratic
98 4,6-Dinitro-2-methylphenol	2.50000	2.48359	0.11879	0.010	0.65624	0.000e+000	Quadratic
99 N-Nitrosodiphenylamine	0.50562	0.50870	0.50870	0.010	-0.60981	20.00000	Averaged
100 1,2-Diphenylhydrazine	1.10692	1.12427	1.12427	0.010	-1.56782	50.00000	Averaged
106 4-Bromophenyl-phenylether	0.17493	0.17698	0.17698	0.010	-1.17488	50.00000	Averaged
107 Hexachlorobenzene	0.17277	0.17146	0.17146	0.010	0.75757	50.00000	Averaged
212 Atrazine	0.17621	0.18711	0.18711	0.010	-6.18469	50.00000	Averaged
111 Pentachlorophenol	5.00000	4.08048	0.10045	0.010	18.39039	0.000e+000	Quadratic
115 Phenanthrene	1.06248	1.05130	1.05130	0.010	1.05224	50.00000	Averaged
116 Anthracene	1.04051	1.04658	1.04658	0.010	-0.58371	50.00000	Averaged
119 Carbazole	0.98926	0.99363	0.99363	0.010	-0.44175	50.00000	Averaged
120 Di-n-Butylphthalate	1.21816	1.25011	1.25011	0.010	-2.62252	50.00000	Averaged
123 Fluoranthene	1.13750	1.11879	1.11879	0.010	1.64483	20.00000	Averaged
124 Benzidine	0.60188	0.66221	0.66221	0.010	-10.02382	50.00000	Averaged
125 Pyrene	1.21073	1.22052	1.22052	0.010	-0.80825	50.00000	Averaged
131 Butylbenzylphthalate	0.53836	0.57774	0.57774	0.010	-7.31443	50.00000	Averaged
133 3,3'-Dimethoxybenzidine	2.50000	2.97374	0.27428	0.010	-18.94968	0.000e+000	Quadratic
135 3,3'-Dichlorobenzidine	2.50000	2.62093	0.40178	0.010	-4.83737	0.000e+000	Quadratic
136 Benzo(a)Anthracene	1.14911	1.13306	1.13306	0.010	1.39687	50.00000	Averaged
137 Chrysene	1.07329	1.03609	1.03609	0.010	3.46539	50.00000	Averaged
138 4,4'-Methylene bis(o-chloro	2.50000	2.59205	0.22355	0.010	-3.68197	0.000e+000	Quadratic
139 bis(2-ethylhexyl)Phthalate	0.79821	0.83554	0.83554	0.010	-4.67697	50.00000	Averaged
140 Di-n-octylphthalate	2.50000	2.81642	1.68975	0.010	-12.65697	0.000e+000	Quadratic
141 Benzo(b)fluoranthene	1.24578	1.25945	1.25945	0.010	-1.09724	50.00000	Averaged

STL North Canton

CONTINUING CALIBRATION COMPOUNDS

Instrument ID: a4hp8.i Injection Date: 20-OCT-2007 11:57
Lab File ID: QCMRLCK.D Init. Cal. Date(s): 16-OCT-2007 16-OCT-2007
Analysis Type: Init. Cal. Times: 17:10 22:38
Lab Sample ID: qcmrlck Quant Type: ISTD
Method: \\cansvr11\dd\chem\MSS\a4hp8.i\71020a.b\8270P.m

COMPOUND	RRF / AMOUNT	RF3	CCAL RRF3	MIN RRF	%D / %DRIFT	MAX %D / %DRIFT	CURVE TYPE
142 Benzo(k)fluoranthene	1.23616	1.27105	1.27105	0.010	-2.82302	50.00000	Averaged
146 Benzo(a)pyrene	1.10339	1.14508	1.14508	0.010	-3.77895	20.00000	Averaged
149 Indeno(1,2,3-cd)pyrene	1.19175	1.21395	1.21395	0.010	-1.86334	50.00000	Averaged
150 Dibenz(a,h)anthracene	1.02163	1.02135	1.02135	0.010	0.02729	50.00000	Averaged
151 Benzo(g,h,i)perylene	0.98675	0.99549	0.99549	0.010	-0.88582	50.00000	Averaged
198 1,4-Dioxane	0.63519	0.63865	0.63865	0.010	-0.54391	50.00000	Averaged
$ 154 Nitrobenzene-d5	0.47233	0.50192	0.50192	0.010	-6.26548	50.00000	Averaged
$ 155 2-Fluorobiphenyl	1.26616	1.27846	1.27846	0.010	-0.97155	50.00000	Averaged
$ 156 Terphenyl-d14	0.78903	0.78599	0.78599	0.010	0.38538	50.00000	Averaged
$ 157 Phenol-d5	1.90787	1.97067	1.97067	0.010	-3.29172	50.00000	Averaged
$ 158 2-Fluorophenol	1.25879	1.32417	1.32417	0.010	-5.19360	50.00000	Averaged
$ 159 2,4,6-Tribromophenol	2.50000	2.56163	0.11897	0.010	-2.46534	0.000e+000	Quadratic
$ 186 2-Chlorophenol-d4	1.23391	1.29156	1.29156	0.010	-4.67255	50.00000	Averaged
$ 187 1,2-Dichlorobenzene-d4	0.80509	0.85167	0.85167	0.010	-5.78658	50.00000	Averaged
M 195 Cresols, total	2.93583	2.91918	2.91918	0.010	0.56733	50.00000	Averaged
101 Diphenylamine	0.50562	0.50870	0.50870	0.010	-0.60981	50.00000	Averaged

okmw 10/22/07

STL North Canton

CONTINUING CALIBRATION COMPOUNDS

Instrument ID: a4hp8.i
Lab File ID: QCMRLCL.D
Analysis Type:
Lab Sample ID: qcmrlcl
Method: \\cansvr11\dd\chem\MSS\a4hp8.i\71020a.b\8270P.m

Injection Date: 20-OCT-2007 18:56
Init. Cal. Date(s): 16-OCT-2007 16-OCT-2007
Init. Cal. Times: 17:10 22:38
Quant Type: ISTD

COMPOUND	RRF / AMOUNT	RF3	CCAL RRF3	MIN RRF	%D / %DRIFT	MAX %D / %DRIFT	CURVE TYPE
9 Pyridine	1.73731	1.43761	1.43761	0.010	17.25108	50.00000	Averaged
10 N-Nitrosodimethylamine	1.10377	1.06611	1.06611	0.010	3.41193	50.00000	Averaged
11 Ethyl methacrylate	1.52345	1.40386	1.40386	0.010	7.84991	50.00000	Averaged
12 3-Chloropropionitrile	0.82919	0.85739	0.85739	0.010	-3.40198	50.00000	Averaged
13 Malononitrile	2.01347	2.02892	2.02892	0.010	-0.76707	50.00000	Averaged
209 Benzaldehyde	1.31800	1.55839	1.55839	0.010	-18.23903	50.00000	Averaged
21 Aniline	2.60890	2.41257	2.41257	0.010	7.52541	50.00000	Averaged
22 Phenol	2.13458	2.15677	2.15677	0.010	-1.03949	20.00000	Averaged
23 bis(2-Chloroethyl)ether	1.58044	1.92667	1.92667	0.010	-21.90699	50.00000	Averaged
24 2-Chlorophenol	1.29852	1.34547	1.34547	0.010	-3.61549	50.00000	Averaged
26 1,3-Dichlorobenzene	1.27169	1.33684	1.33684	0.010	-5.12310	50.00000	Averaged
27 1,4-Dichlorobenzene	1.33326	1.39767	1.39767	0.010	-4.83079	20.00000	Averaged
28 1,2-Dichlorobenzene	1.23818	1.29098	1.29098	0.010	-4.26488	50.00000	Averaged
29 Benzyl Alcohol	1.01915	0.99082	0.99082	0.010	2.77945	50.00000	Averaged
30 2-Methylphenol	1.44264	1.46703	1.46703	0.010	-1.69010	50.00000	Averaged
31 bis(2-Chloroisopropyl)ether	1.81898	1.99407	1.99407	0.010	-9.62608	50.00000	Averaged
37 Acetophenone	2.12352	2.16738	2.16738	0.010	-2.06564	50.00000	Averaged
32 N-Nitroso-di-n-propylamine	1.45528	1.56485	1.56485	0.050	-7.52974	50.00000	Averaged
192 4-Methylphenol	1.49319	1.49379	1.49379	0.010	-0.04060	50.00000	Averaged
34 Hexachloroethane	0.58668	0.62834	0.62834	0.010	-7.10008	50.00000	Averaged
35 Nitrobenzene	0.51751	0.53492	0.53492	0.010	-3.36356	50.00000	Averaged
41 Isophorone	0.81723	0.85594	0.85594	0.010	-4.73589	50.00000	Averaged
42 2-Nitrophenol	0.16993	0.17258	0.17258	0.010	-1.56385	20.00000	Averaged
43 2,4-Dimethylphenol	0.42650	0.43129	0.43129	0.010	-1.12269	50.00000	Averaged
44 bis(2-Chloroethoxy)methane	0.46118	0.47802	0.47802	0.010	-3.65277	50.00000	Averaged
46 2,4-Toluenediamene	0.25474	0.20468	0.20468	0.010	19.65117	50.00000	Averaged
47 1,3,5-Trichlorobenzene	0.27314	0.27866	0.27866	0.010	-2.02099	50.00000	Averaged
48 2,4-Dichlorophenol	0.25022	0.25087	0.25087	0.010	-0.26148	20.00000	Averaged
49 Benzoic Acid	5.00000	3.76328	0.13676	0.010	-24.73441	0.000e+000	Quadratic
50 1,2,4-Trichlorobenzene	0.25497	0.26139	0.26139	0.010	-2.51772	50.00000	Averaged
51 Naphthalene	0.97227	0.94776	0.94776	0.010	2.52061	50.00000	Averaged
52 4-Chloroaniline	0.39094	0.36923	0.36923	0.010	5.55417	50.00000	Averaged
56 Hexachlorobutadiene	0.16068	0.16650	0.16650	0.010	-3.62353	20.00000	Averaged
210 Caprolactam	2.50000	2.46932	0.11619	0.010	1.22710	0.000e+000	Quadratic
57 1,2,3-Trichlorobenzene	0.24767	0.25968	0.25968	0.010	-4.85030	50.00000	Averaged
59 4-Chloro-3-Methylphenol	0.36523	0.37033	0.37033	0.010	-1.39580	20.00000	Averaged
62 2-Methylnaphthalene	0.57310	0.57755	0.57755	0.010	-0.77608	50.00000	Averaged
63 1-Methylnaphthalene	0.61043	0.61363	0.61363	0.010	-0.52479	50.00000	Averaged
64 Hexachlorocyclopentadiene	2.50000	2.30475	0.29921	0.050	7.81010	0.000e+000	Quadratic
66 2,4,6-Trichlorophenol	0.33901	0.34483	0.34483	0.010	-1.71776	20.00000	Averaged
67 2,4,5-Trichlorophenol	0.36766	0.35772	0.35772	0.010	2.70247	50.00000	Averaged
211 1,1'-Biphenyl	1.49792	1.45998	1.45998	0.010	2.53318	50.00000	Averaged

25.

STL North Canton

CONTINUING CALIBRATION COMPOUNDS

Instrument ID: a4hp8.i Injection Date: 20-OCT-2007 18:56
Lab File ID: QCMRLCL.D Init. Cal. Date(s): 16-OCT-2007 16-OCT-2007
Analysis Type: Init. Cal. Times: 17:10 22:38
Lab Sample ID: qcmrlcl Quant Type: ISTD
Method: \\cansvr11\dd\chem\MSS\a4hp8.i\71020a.b\8270P.m

COMPOUND	RRF / AMOUNT	RF3	CCAL RRF3	MIN RRF	%D / %DRIFT	MAX %D / %DRIFT	CURVE TYPE
68 1,2,3,5-Tetrachlorobenzene	0.53087	0.53044	0.53044	0.010	0.08069	50.00000	Averaged
70 2-Chloronaphthalene	1.03950	1.03653	1.03653	0.010	0.28594	50.00000	Averaged
73 2-Nitroaniline	0.51197	0.53016	0.53016	0.010	-3.55149	50.00000	Averaged
74 1,2,3,4-Tetrachlorobenzene	0.49043	0.48185	0.48185	0.010	1.74948	50.00000	Averaged
76 Dimethylphthalate	1.23386	1.26296	1.26296	0.010	-2.35897	50.00000	Averaged
78 2,6-Dinitrotoluene	0.25639	0.28241	0.28241	0.010	-10.14678	50.00000	Averaged
79 Acenaphthylene	1.80959	1.84795	1.84795	0.010	-2.11980	50.00000	Averaged
80 1,2-Dinitrobenzene	0.13827	0.14662	0.14662	0.010	-6.03784	50.00000	Averaged
81 3-Nitroaniline	0.29929	0.29479	0.29479	0.010	1.50166	50.00000	Averaged
82 Acenaphthene	1.18155	1.15201	1.15201	0.010	2.50040	20.00000	Averaged
83 2,4-Dinitrophenol	5.00000	3.82527	0.15540	0.050	23.49459	0.000e+000	Quadratic
85 4-Nitrophenol	0.30403	0.21923	0.21923	0.050	27.89207	50.00000	Averaged
86 Dibenzofuran	1.64078	1.62532	1.62532	0.010	0.94241	50.00000	Averaged
87 2,4-Dinitrotoluene	0.35379	0.39315	0.39315	0.010	-11.12323	50.00000	Averaged
91 2,3,5,6-Tetrachlorophenol	2.50000	2.49143	0.30297	0.010	0.34274	0.000e+000	Quadratic
93 Diethylphthalate	1.33422	1.43280	1.43280	0.010	-7.38840	50.00000	Averaged
94 Fluorene	1.36153	1.36740	1.36740	0.010	-0.43098	50.00000	Averaged
95 4-Chlorophenyl-phenylether	0.60782	0.64114	0.64114	0.010	-5.48047	50.00000	Averaged
96 4-Nitroaniline	2.50000	2.49363	0.33052	0.010	0.25486	0.000e+000	Quadratic
98 4,6-Dinitro-2-methylphenol	2.50000	2.21569	0.10409	0.010	11.37231	0.000e+000	Quadratic
99 N-Nitrosodiphenylamine	0.50562	0.52600	0.52600	0.010	-4.03148	20.00000	Averaged
100 1,2-Diphenylhydrazine	1.10692	1.17391	1.17391	0.010	-6.05157	50.00000	Averaged
106 4-Bromophenyl-phenylether	0.17493	0.18457	0.18457	0.010	-5.51254	50.00000	Averaged
107 Hexachlorobenzene	0.17277	0.17673	0.17673	0.010	-2.29246	50.00000	Averaged
212 Atrazine	0.17621	0.19488	0.19488	0.010	-10.59504	50.00000	Averaged
111 Pentachlorophenol	5.00000	4.12052	0.10155	0.010	17.58961	0.000e+000	Quadratic
115 Phenanthrene	1.06248	1.06189	1.06189	0.010	0.05541	50.00000	Averaged
116 Anthracene	1.04051	1.06457	1.06457	0.010	-2.31205	50.00000	Averaged
119 Carbazole	0.98926	0.99597	0.99597	0.010	-0.67898	50.00000	Averaged
120 Di-n-Butylphthalate	1.21816	1.33407	1.33407	0.010	-9.51530	50.00000	Averaged
123 Fluoranthene	1.13750	1.13877	1.13877	0.010	-0.11158	20.00000	Averaged
124 Benzidine	0.60188	0.54402	0.54402	0.010	9.61366	50.00000	Averaged
125 Pyrene	1.21073	1.19500	1.19500	0.010	1.29955	50.00000	Averaged
131 Butylbenzylphthalate	0.53836	0.59678	0.59678	0.010	-10.85114	50.00000	Averaged
133 3,3'-Dimethoxybenzidine	2.50000	2.23702	0.20602	0.010	10.51915	0.000e+000	Quadratic
135 3,3'-Dichlorobenzidine	2.50000	2.59205	0.39709	0.010	-3.68197	0.000e+000	Quadratic
136 Benzo(a)Anthracene	1.14911	1.13122	1.13122	0.010	1.55701	50.00000	Averaged
137 Chrysene	1.07329	1.06273	1.06273	0.010	0.98351	50.00000	Averaged
138 4,4'-Methylene bis(o-chloro	2.50000	2.57720	0.22217	0.010	-3.08790	0.000e+000	Quadratic
139 bis(2-ethylhexyl)Phthalate	0.79821	0.86678	0.86678	0.010	-8.59107	50.00000	Averaged
140 Di-n-octylphthalate	2.50000	2.82865	1.69770	0.010	-13.14603	0.000e+000	Quadratic
141 Benzo(b)fluoranthene	1.24578	1.18807	1.18807	0.010	4.63198	50.00000	Averaged

STL North Canton

CONTINUING CALIBRATION COMPOUNDS

Instrument ID: a4hp8.i Injection Date: 20-OCT-2007 18:56
Lab File ID: QCMRLCL.D Init. Cal. Date(s): 16-OCT-2007 16-OCT-2007
Analysis Type: Init. Cal. Times: 17:10 22:38
Lab Sample ID: qcmrlcl Quant Type: ISTD
Method: \\cansvr11\dd\chem\MSS\a4hp8.i\71020a.b\8270P.m

COMPOUND	RRF / AMOUNT	RF3	CCAL RRF3	MIN RRF	%D / %DRIFT	MAX %D / %DRIFT	CURVE TYPE
142 Benzo(k)fluoranthene	1.23616	1.34249	1.34249	0.010	-8.60229	50.00000	Averaged
146 Benzo(a)pyrene	1.10339	1.12160	1.12160	0.010	-1.65049	20.00000	Averaged
149 Indeno(1,2,3-cd)pyrene	1.19175	1.18912	1.18912	0.010	0.22050	50.00000	Averaged
150 Dibenz(a,h)anthracene	1.02163	1.02782	1.02782	0.010	-0.60522	50.00000	Averaged
151 Benzo(g,h,i)perylene	0.98675	0.99894	0.99894	0.010	-1.23575	50.00000	Averaged
198 1,4-Dioxane	0.63519	0.49450	0.49450	0.010	22.14968	50.00000	Averaged
$ 154 Nitrobenzene-d5	0.47233	0.51306	0.51306	0.010	-8.62380	50.00000	Averaged
$ 155 2-Fluorobiphenyl	1.26616	1.28419	1.28419	0.010	-1.42440	50.00000	Averaged
$ 156 Terphenyl-d14	0.78903	0.78135	0.78135	0.010	0.97294	50.00000	Averaged
$ 157 Phenol-d5	1.90787	1.92689	1.92689	0.010	-0.99687	50.00000	Averaged
$ 158 2-Fluorophenol	1.25879	1.21731	1.21731	0.010	3.29503	50.00000	Averaged
$ 159 2,4,6-Tribromophenol	2.50000	2.61750	0.12172	0.010	-4.69981	0.000e+000	Quadratic
$ 186 2-Chlorophenol-d4	1.23391	1.28225	1.28225	0.010	-3.91772	50.00000	Averaged
$ 187 1,2-Dichlorobenzene-d4	0.80509	0.83119	0.83119	0.010	-3.24233	50.00000	Averaged
M 195 Cresols, total	2.93583	2.96082	2.96082	0.010	-0.85115	50.00000	Averaged
101 Diphenylamine	0.50562	0.52600	0.52600	0.010	-4.03148	50.00000	Averaged

METHOD BLANK REPORT

GC/MS Semivolatiles

Client Lot #...: A7J110121 **Work Order #...:** J84QL1AA **Matrix.....:** WATER
MB Lot-Sample #: A7J170000-031

Prep Date.....: 10/17/07 **Final Wgt/Vol..:** 2 mL
Analysis Date..: 10/20/07 **Prep Batch #...:** 7290031
Dilution Factor: 1 **Initial Wgt/Vol:** 1000 mL

PARAMETER	RESULT	REPORTING LIMIT	UNITS	METHOD
Benzoic acid	ND	10	ug/L	SW846 8270C
Benzyl alcohol	ND	5.0	ug/L	SW846 8270C
Phenol	ND	1.0	ug/L	SW846 8270C
bis(2-Chloroethyl)-ether	ND	1.0	ug/L	SW846 8270C
2-Chlorophenol	ND	1.0	ug/L	SW846 8270C
1,3-Dichlorobenzene	ND	1.0	ug/L	SW846 8270C
1,4-Dichlorobenzene	ND	1.0	ug/L	SW846 8270C
1,2-Dichlorobenzene	ND	1.0	ug/L	SW846 8270C
2-Methylphenol	ND	1.0	ug/L	SW846 8270C
2,2'-oxybis(1-Chloro-propane)	ND	1.0	ug/L	SW846 8270C
4-Methylphenol	ND	1.0	ug/L	SW846 8270C
N-Nitrosodi-n-propyl-amine	ND	1.0	ug/L	SW846 8270C
Hexachloroethane	ND	1.0	ug/L	SW846 8270C
Nitrobenzene	ND	1.0	ug/L	SW846 8270C
Isophorone	ND	1.0	ug/L	SW846 8270C
2-Nitrophenol	ND	2.0	ug/L	SW846 8270C
2,4-Dimethylphenol	ND	2.0	ug/L	SW846 8270C
bis(2-Chloroethoxy) methane	ND	1.0	ug/L	SW846 8270C
2,4-Dichlorophenol	ND	2.0	ug/L	SW846 8270C
1,2,4-Trichloro-benzene	ND	1.0	ug/L	SW846 8270C
Naphthalene	ND	0.20	ug/L	SW846 8270C
4-Chloroaniline	ND	2.0	ug/L	SW846 8270C
Hexachlorobutadiene	ND	1.0	ug/L	SW846 8270C
4-Chloro-3-methylphenol	ND	2.0	ug/L	SW846 8270C
2-Methylnaphthalene	ND	0.20	ug/L	SW846 8270C
Hexachlorocyclopenta-diene	ND	10	ug/L	SW846 8270C
2,4,6-Trichloro-phenol	ND	5.0	ug/L	SW846 8270C
2,4,5-Trichloro-phenol	ND	5.0	ug/L	SW846 8270C
2-Chloronaphthalene	ND	1.0	ug/L	SW846 8270C
2-Nitroaniline	ND	2.0	ug/L	SW846 8270C
Dimethyl phthalate	ND	1.0	ug/L	SW846 8270C
Acenaphthylene	ND	0.20	ug/L	SW846 8270C
2,6-Dinitrotoluene	ND	5.0	ug/L	SW846 8270C

(Continued on next page)

METHOD BLANK REPORT

GC/MS Semivolatiles

Client Lot #...: A7J110121 **Work Order #...:** J84QL1AA **Matrix.....:** WATER

PARAMETER	RESULT	REPORTING LIMIT	UNITS	METHOD
3-Nitroaniline	ND	2.0	ug/L	SW846 8270C
Acenaphthene	ND	0.20	ug/L	SW846 8270C
2,4-Dinitrophenol	ND	5.0	ug/L	SW846 8270C
4-Nitrophenol	ND	5.0	ug/L	SW846 8270C
Dibenzofuran	ND	1.0	ug/L	SW846 8270C
2,4-Dinitrotoluene	ND	5.0	ug/L	SW846 8270C
Diethyl phthalate	ND	1.0	ug/L	SW846 8270C
4-Chlorophenyl phenyl ether	ND	2.0	ug/L	SW846 8270C
Fluorene	ND	0.20	ug/L	SW846 8270C
4-Nitroaniline	ND	2.0	ug/L	SW846 8270C
4,6-Dinitro-2-methylphenol	ND	5.0	ug/L	SW846 8270C
N-Nitrosodiphenylamine	ND	1.0	ug/L	SW846 8270C
4-Bromophenyl phenyl ether	ND	2.0	ug/L	SW846 8270C
Hexachlorobenzene	ND	0.20	ug/L	SW846 8270C
Pentachlorophenol	ND	5.0	ug/L	SW846 8270C
Phenanthrene	ND	0.20	ug/L	SW846 8270C
Anthracene	ND	0.20	ug/L	SW846 8270C
Carbazole	ND	1.0	ug/L	SW846 8270C
Di-n-butyl phthalate	ND	1.0	ug/L	SW846 8270C
Fluoranthene	ND	0.20	ug/L	SW846 8270C
Pyrene	ND	0.20	ug/L	SW846 8270C
Butyl benzyl phthalate	ND	1.0	ug/L	SW846 8270C
3,3'-Dichlorobenzidine	ND	5.0	ug/L	SW846 8270C
Benzo(a)anthracene	ND	0.20	ug/L	SW846 8270C
Chrysene	ND	0.20	ug/L	SW846 8270C
bis(2-Ethylhexyl) phthalate	**1.7 J**	**10**	**ug/L**	**SW846 8270C**
Di-n-octyl phthalate	ND	1.0	ug/L	SW846 8270C
Benzo(b)fluoranthene	ND	0.20	ug/L	SW846 8270C
Benzo(k)fluoranthene	ND	0.20	ug/L	SW846 8270C
Benzo(a)pyrene	ND	0.20	ug/L	SW846 8270C
Indeno(1,2,3-cd)pyrene	ND	0.20	ug/L	SW846 8270C
Dibenz(a,h)anthracene	ND	0.20	ug/L	SW846 8270C
Benzo(ghi)perylene	ND	0.20	ug/L	SW846 8270C

SURROGATE	PERCENT RECOVERY	RECOVERY LIMITS
Nitrobenzene-d5	88	(32 - 112)
2-Fluorobiphenyl	77	(30 - 110)
Terphenyl-d14	102	(51 - 135)
Phenol-d5	71	(10 - 117)
2-Fluorophenol	40	(19 - 108)

(Continued on next page)

METHOD BLANK REPORT

GC/MS Semivolatiles

Client Lot #...: A7J110121 **Work Order #...:** J84QL1AA **Matrix.....:** WATER

PARAMETER	RESULT	REPORTING LIMIT	UNITS	METHOD
2,4,6-Tribromophenol	74	(42 - 124)		

NOTE(S):

Calculations are performed before rounding to avoid round-off errors in calculated results.

J Estimated result. Result is less than RL.

Method Blank Outlier Report

Lab Reporting Batch : A7J110121 **Lab ID:** STLCAN

Analysis Method : 8270C **Analysis Date :** 10/20/2007

Preparation Type : 3520C **Preparation Date :** 10/17/2007

Method Blank Lab Sample ID : A7J170000031B **Preparation Batch :** 7290031

bis(2-Ethylhexyl) phthalate	Result	Reporting Limit	Units	Lab Qual	Comments
Method Blank Result:	1.7	10	ug/L	J	Common Contaminant

bis(2-Ethylhexyl) phthalate was qualified due to method blank contamination in the following associated samples:

Client Sample ID	Lab Sample ID	Dilution	Result	Lab Qual	Result Units
FWGDETmw-4bR-0527-GW	A7J110121018	1	4.9	J B	ug/L
FWGLL12mw-186C-0533-G	A7J110121024	1	2.2	J B	ug/L

No qualifications MB result less than 1/2 MRL

dtw 12/13/07

LABORATORY CONTROL SAMPLE EVALUATION REPORT

GC/MS Semivolatiles

Client Lot #...: A7J110121 **Work Order #...:** J84QL1AC-LCS **Matrix.....:** WATER
LCS Lot-Sample#: A7J170000-031 J84QL1AD-LCSD
Prep Date.....: 10/17/07 **Analysis Date..:** 10/20/07
Prep Batch #...: 7290031
Dilution Factor: 1 **Final Wgt/Vol..:** 2 mL
Initial Wgt/Vol: 1000 mL

PARAMETER	PERCENT RECOVERY	RECOVERY LIMITS	RPD	RPD LIMITS	METHOD
Benzoic acid	44	(30 - 136)			SW846 8270C
	30	(30 - 136)	37	(0-30)	SW846 8270C
Benzyl alcohol	79	(29 - 115)			SW846 8270C
	77	(29 - 115)	2.6	(0-30)	SW846 8270C
Phenol	**81**	**(30 - 115)**			**SW846 8270C**
	76	**(30 - 115)**	**6.4**	**(0-30)**	**SW846 8270C**
bis(2-Chloroethyl)-ether	92	(30 - 115)			SW846 8270C
	85	(30 - 115)	8.0	(0-30)	SW846 8270C
2-Chlorophenol	**77**	**(30 - 120)**			**SW846 8270C**
	75	**(30 - 120)**	**3.3**	**(0-30)**	**SW846 8270C**
1,3-Dichlorobenzene	68	(30 - 120)			SW846 8270C
	67	(30 - 120)	0.81	(0-30)	SW846 8270C
1,4-Dichlorobenzene	**66**	**(30 - 115)**			**SW846 8270C**
	67	**(30 - 115)**	**1.2**	**(0-30)**	**SW846 8270C**
1,2-Dichlorobenzene	73	(30 - 120)			SW846 8270C
	71	(30 - 120)	2.8	(0-30)	SW846 8270C
2-Methylphenol	82	(30 - 116)			SW846 8270C
	77	(30 - 116)	6.0	(0-30)	SW846 8270C
bis(2-Chloroisopropyl) ether	89	(50 - 150)			SW846 8270C
	85	(50 - 150)	4.8	(0-30)	SW846 8270C
4-Methylphenol	84	(31 - 115)			SW846 8270C
	80	(31 - 115)	4.9	(0-30)	SW846 8270C
N-Nitrosodi-n-propyl-amine	**94**	**(30 - 132)**			**SW846 8270C**
	90	**(30 - 132)**	**4.3**	**(0-30)**	**SW846 8270C**
Hexachloroethane	64	(30 - 120)			SW846 8270C
	65	(30 - 120)	1.9	(0-30)	SW846 8270C
Nitrobenzene	90	(31 - 115)			SW846 8270C
	86	(31 - 115)	4.6	(0-30)	SW846 8270C
Isophorone	100	(33 - 115)			SW846 8270C
	98	(33 - 115)	2.0	(0-30)	SW846 8270C
2-Nitrophenol	85	(33 - 115)			SW846 8270C
	82	(33 - 115)	3.3	(0-30)	SW846 8270C

(Continued on next page)

LABORATORY CONTROL SAMPLE EVALUATION REPORT

GC/MS Semivolatiles

Client Lot #...: A7J110121 **Work Order #...:** J84QL1AC-LCS **Matrix.....:** WATER
LCS Lot-Sample#: A7J170000-031 J84QL1AD-LCSD

PARAMETER	PERCENT RECOVERY	RECOVERY LIMITS	RPD	RPD LIMITS	METHOD
2,4-Dimethylphenol	43	(31 - 120)			SW846 8270C
	43	(31 - 120)	1.6	(0-30)	SW846 8270C
bis(2-Chloroethoxy) methane	89	(30 - 115)			SW846 8270C
	85	(30 - 115)	3.9	(0-30)	SW846 8270C
2,4-Dichlorophenol	82	(34 - 115)			SW846 8270C
	79	(34 - 115)	3.5	(0-30)	SW846 8270C
1,2,4-Trichloro-benzene	**73**	**(30 - 120)**			**SW846 8270C**
	72	**(30 - 120)**	**1.8**	**(0-30)**	**SW846 8270C**
Naphthalene	77	(30 - 119)			SW846 8270C
	75	(30 - 119)	2.3	(0-30)	SW846 8270C
4-Chloroaniline	74	(30 - 133)			SW846 8270C
	75	(30 - 133)	2.3	(0-30)	SW846 8270C
Hexachlorobutadiene	68	(30 - 120)			SW846 8270C
	67	(30 - 120)	1.4	(0-30)	SW846 8270C
4-Chloro-3-methylphenol	**84**	**(31 - 121)**			**SW846 8270C**
	84	**(31 - 121)**	**0.46**	**(0-30)**	**SW846 8270C**
2-Methylnaphthalene	85	(32 - 115)			SW846 8270C
	84	(32 - 115)	0.53	(0-30)	SW846 8270C
Hexachlorocyclopenta-diene	0.0 a	(30 - 115)			SW846 8270C
	0.0 a	(30 - 115)	0.0	(0-30)	SW846 8270C
2,4,6-Trichloro-phenol	90	(39 - 115)			SW846 8270C
	87	(39 - 115)	3.4	(0-30)	SW846 8270C
2,4,5-Trichloro-phenol	91	(36 - 135)			SW846 8270C
	88	(36 - 135)	3.9	(0-30)	SW846 8270C
2-Chloronaphthalene	85	(35 - 115)			SW846 8270C
	82	(35 - 115)	3.6	(0-30)	SW846 8270C
2-Nitroaniline	100	(36 - 140)			SW846 8270C
	97	(36 - 140)	2.1	(0-30)	SW846 8270C
Dimethyl phthalate	95	(42 - 116)			SW846 8270C
	92	(42 - 116)	3.3	(0-30)	SW846 8270C
Acenaphthylene	86	(37 - 115)			SW846 8270C
	85	(37 - 115)	1.9	(0-30)	SW846 8270C

(Continued on next page)

LABORATORY CONTROL SAMPLE EVALUATION REPORT

GC/MS Semivolatiles

Client Lot #...: A7J110121 **Work Order #...:** J84QL1AC-LCS **Matrix.....:** WATER
LCS Lot-Sample#: A7J170000-031 J84QL1AD-LCSD

PARAMETER	PERCENT RECOVERY	RECOVERY LIMITS	RPD	RPD LIMITS	METHOD
2,6-Dinitrotoluene	105	(43 - 122)			SW846 8270C
	101	(43 - 122)	3.6	(0-30)	SW846 8270C
3-Nitroaniline	91	(30 - 138)			SW846 8270C
	88	(30 - 138)	3.7	(0-30)	SW846 8270C
Acenaphthene	**84**	**(31 - 120)**			**SW846 8270C**
	82	**(31 - 120)**	**2.5**	**(0-30)**	**SW846 8270C**
2,4-Dinitrophenol	62	(29 - 146)			SW846 8270C
	60	(29 - 146)	3.1	(0-30)	SW846 8270C
4-Nitrophenol	**87**	**(30 - 138)**			**SW846 8270C**
	87	**(30 - 138)**	**0.19**	**(0-30)**	**SW846 8270C**
Dibenzofuran	89	(40 - 115)			SW846 8270C
	86	(40 - 115)	3.2	(0-30)	SW846 8270C
2,4-Dinitrotoluene	**104**	**(34 - 151)**			**SW846 8270C**
	102	**(34 - 151)**	**2.2**	**(0-30)**	**SW846 8270C**
Diethyl phthalate	99	(43 - 132)			SW846 8270C
	95	(43 - 132)	4.2	(0-30)	SW846 8270C
4-Chlorophenyl phenyl ether	98	(40 - 115)			SW846 8270C
	94	(40 - 115)	4.0	(0-30)	SW846 8270C
Fluorene	89	(41 - 115)			SW846 8270C
	86	(41 - 115)	2.6	(0-30)	SW846 8270C
4-Nitroaniline	90	(30 - 140)			SW846 8270C
	89	(30 - 140)	0.46	(0-30)	SW846 8270C
4,6-Dinitro-2-methylphenol	83	(42 - 144)			SW846 8270C
	82	(42 - 144)	1.7	(0-30)	SW846 8270C
N-Nitrosodiphenylamine	95	(35 - 124)			SW846 8270C
	92	(35 - 124)	3.2	(0-30)	SW846 8270C
4-Bromophenyl phenyl ether	95	(43 - 118)			SW846 8270C
	92	(43 - 118)	3.0	(0-30)	SW846 8270C
Hexachlorobenzene	93	(42 - 123)			SW846 8270C
	89	(42 - 123)	4.6	(0-30)	SW846 8270C
Pentachlorophenol	**69**	**(30 - 150)**			**SW846 8270C**
	69	**(30 - 150)**	**0.93**	**(0-30)**	**SW846 8270C**
Phenanthrene	89	(45 - 117)			SW846 8270C
	86	(45 - 117)	2.8	(0-30)	SW846 8270C
Anthracene	89	(45 - 118)			SW846 8270C
	87	(45 - 118)	1.7	(0-30)	SW846 8270C

(Continued on next page)

LABORATORY CONTROL SAMPLE EVALUATION REPORT

GC/MS Semivolatiles

Client Lot #...: A7J110121 **Work Order #...:** J84QL1AC-LCS **Matrix.....:** WATER
LCS Lot-Sample#: A7J170000-031 J84QL1AD-LCSD

PARAMETER	PERCENT RECOVERY	RECOVERY LIMITS	RPD	RPD LIMITS	METHOD
Carbazole	94	(49 - 126)			SW846 8270C
	92	(49 - 126)	2.5	(0-30)	SW846 8270C
Di-n-butyl phthalate	101	(46 - 123)			SW846 8270C
	99	(46 - 123)	1.9	(0-30)	SW846 8270C
Fluoranthene	98	(47 - 132)			SW846 8270C
	95	(47 - 132)	3.6	(0-30)	SW846 8270C
Pyrene	**95**	**(35 - 139)**			**SW846 8270C**
	94	**(35 - 139)**	**1.2**	**(0-30)**	**SW846 8270C**
Butyl benzyl phthalate	103	(37 - 136)			SW846 8270C
	100	(37 - 136)	3.0	(0-30)	SW846 8270C
3,3'-Dichlorobenzidine	61	(30 - 160)			SW846 8270C
	55	(30 - 160)	10	(0-30)	SW846 8270C
Benzo(a)anthracene	89	(43 - 138)			SW846 8270C
	87	(43 - 138)	1.8	(0-30)	SW846 8270C
Chrysene	95	(42 - 142)			SW846 8270C
	90	(42 - 142)	5.5	(0-30)	SW846 8270C
bis(2-Ethylhexyl) phthalate	114	(30 - 154)			SW846 8270C
	111	(30 - 154)	3.1	(0-30)	SW846 8270C
Di-n-octyl phthalate	100	(36 - 151)			SW846 8270C
	99	(36 - 151)	0.47	(0-30)	SW846 8270C
Benzo(b)fluoranthene	88	(31 - 146)			SW846 8270C
	92	(31 - 146)	4.0	(0-30)	SW846 8270C
Benzo(k)fluoranthene	97	(40 - 127)			SW846 8270C
	92	(40 - 127)	5.5	(0-30)	SW846 8270C
Benzo(a)pyrene	91	(38 - 144)			SW846 8270C
	89	(38 - 144)	2.4	(0-30)	SW846 8270C
Indeno(1,2,3-cd)pyrene	94	(37 - 130)			SW846 8270C
	92	(37 - 130)	1.6	(0-30)	SW846 8270C
Dibenz(a,h)anthracene	96	(38 - 130)			SW846 8270C
	93	(38 - 130)	2.8	(0-30)	SW846 8270C
Benzo(ghi)perylene	95	(35 - 129)			SW846 8270C
	92	(35 - 129)	3.1	(0-30)	SW846 8270C
Atrazine	119	(30 - 120)			SW846 8270C
	117	(30 - 120)	1.9	(0-20)	SW846 8270C
Acetophenone	88	(30 - 120)			SW846 8270C
	86	(30 - 120)	2.4	(0-20)	SW846 8270C
1,1'-Biphenyl	84	(30 - 120)			SW846 8270C
	80	(30 - 120)	4.4	(0-20)	SW846 8270C
Caprolactam	95	(30 - 120)			SW846 8270C
	95	(30 - 120)	0.020	(0-20)	SW846 8270C

(Continued on next page)

LABORATORY CONTROL SAMPLE EVALUATION REPORT

GC/MS Semivolatiles

Client Lot #...: A7J110121 **Work Order #...:** J84QL1AC-LCS **Matrix.....:** WATER
LCS Lot-Sample#: A7J170000-031 J84QL1AD-LCSD

PARAMETER	PERCENT RECOVERY	RECOVERY LIMITS	RPD	RPD LIMITS	METHOD
Benzaldehyde	99	(30 - 120)			SW846 8270C
	97	(30 - 120)	2.4	(0-20)	SW846 8270C
Aniline	66	(30 - 127)			SW846 8270C
	64	(30 - 127)	4.2	(0-30)	SW846 8270C
N-Nitrosodimethylamine	83	(30 - 115)			SW846 8270C
	82	(30 - 115)	0.57	(0-30)	SW846 8270C
Pyridine	77	(50 - 150)			SW846 8270C
	77	(50 - 150)	0.34	(0-30)	SW846 8270C

SURROGATE	PERCENT RECOVERY	RECOVERY LIMITS
Nitrobenzene-d5	92	(32 - 112)
	88	(32 - 112)
2-Fluorobiphenyl	86	(30 - 110)
	83	(30 - 110)
Terphenyl-d14	102	(51 - 135)
	99	(51 - 135)
Phenol-d5	79	(10 - 117)
	77	(10 - 117)
2-Fluorophenol	55	(19 - 108)
	56	(19 - 108)
2,4,6-Tribromophenol	87	(42 - 124)
	85	(42 - 124)

NOTE(S):

Calculations are performed before rounding to avoid round-off errors in calculated results.

Bold print denotes control parameters

p Relative percent difference (RPD) is outside stated control limits.

a Spiked analyte recovery is outside stated control limits.

Laboratory Control Sample / Laboratory Control Sample Duplicate Outlier Report

Method Batch : 7290031 **Analysis Method :** 8270C **Analysis Date :** 10/20/2007

Preparation Batch : 7290031 **Preparation Type :** 3520C **Preparation Date :** 10/17/2007

Lab Reporting Batch : A7J110121 **Lab ID:** STLCAN

			Reported Values		Project Limits (Percent)			
LCS Lab Sample ID	Matrix	Analyte Name	Percent Recovery	RPD	Rejection Point	Lower Limit	Upper Limit	RPD
A7J170000031C	AQ	Hexachlorocyclopentadiene	0.0		30.00	30.00	115.00	30.00
A7J170000031L		Benzoic acid	30	37	30.00	30.00	136.00	30.00
		Hexachlorocyclopentadiene	0.0	0.0	30.00	30.00	115.00	30.00

Associated Samples

Client Sample ID	Lab Sample ID
FWGDETmw-4bR-0527-GW	A7J110121018
FWGLL12mw-186C-0533-GW	A7J110121024

Scope of Data Qualification: The outlier in the LCS qualifies that analyte in all samples with the same Preparation Batch ID as the LCS

Project Number and Name: 030240.0005 - Ravenna GW

SW846 8270C SURROGATE RECOVERY

Lab Name: TestAmerica Laboratories, Inc. Client: Environmental Quality Mgt., Inc.

Lab Code: TALCAN SDG No:

Lot #: A7J110121

Extraction: XXI49QL36

	CLIENT ID.	SRG01	SRG02	SRG03	SRG04	SRG05	SRG06	TOT OUT
01	FWGWBGmw-009C-0550-GW	88	81	104	80	57	79	00
02	FWGDA2mw-DET15R-0525-GW	64	60	79	57	20	58	00
03	FWGBKGmw-013C-0515-GW	46	43	87	47	25	66	00
04	FWGEQUIPRINSE3-0558-GW	66	61	85	59	33	56	00
05	FWGWBGmw-006C-0548-GW	71	65	86	67	40	65	00
06	FWGBKGmw-012C-0514-GW	64	60	74	69	35	67	00
07	FWGBKGmw-DUP1-0551-GW	63	60	76	55	28	66	00
08	FWGWBGmw-007C-0549-GW	58	54	83	56	24	60	00
09	FWGDETmw-4bR-0527-GW RE-1	70	64	92	50	29	58	00
10	FWGDETmw-3bR-0526-GW	71	64	94	62	18*	67	01
11	FWGLL12mw-186C-0533-GW RE-1	75	72	94	64	42	82	00
12	FWGBKGmw-017C-0518-GW	71	64	87	67	42	66	00
13	METHOD BLK. J8PAP1AA	73	67	92	67	39	60	00
14	METHOD BLK. J84QL1AA	88	77	102	71	40	74	00
15	LCS J8PAP1AC	76	73	92	66	28	71	00
16	LCS J84QL1AC	92	86	102	79	55	87	00
17	FWGBKGmw-013C-0515-GW D	54	60	86	59	30	68	00
18	LCSD J84QL1AD	88	83	99	77	56	85	00
19	FWGBKGmw-013C-0515-GW S	67	64	84	66	40	66	00

SURROGATES		QC LIMITS
SRG01	= Nitrobenzene-d5	(32-112)
SRG02	= 2-Fluorobiphenyl	(30-110)
SRG03	= Terphenyl-d14	(51-135)
SRG04	= Phenol-d5	(10-117)
SRG05	= 2-Fluorophenol	(19-108)
SRG06	= 2,4,6-Tribromophenol	(42-124)

\# Column to be used to flag recovery values
* Values outside of required QC Limits
D System monitoring Compound diluted out

FORM II

PESTICIDE DATA

Environmental Quality Mgt., Inc.

Client Sample ID: FWGWBGmw-009C-0550-GW

GC Semivolatiles

Lot-Sample #...: A7J110121-001	**Work Order #...:** J8NPJ1AD	**Matrix.....:** WG	
Date Sampled...: 10/10/07 08:50	**Date Received..:** 10/11/07		
Prep Date.....: 10/15/07	**Analysis Date..:** 10/22/07		
Prep Batch #...: 7288039			
Dilution Factor: 1	**Initial Wgt/Vol:** 990 mL	**Final Wgt/Vol..:** 5 mL	
	Method.....: SW846 8081A		

PARAMETER	RESULT	REPORTING LIMIT	UNITS	MDL
alpha-BHC	ND	0.030	ug/L	0.0062
beta-BHC	ND	0.030	ug/L	0.0068
delta-BHC	ND	0.030	ug/L	0.0064
gamma-BHC (Lindane)	ND	0.030	ug/L	0.0062
Heptachlor	ND	0.030	ug/L	0.0062
Aldrin	ND	0.030	ug/L	0.0061
Heptachlor epoxide	ND	0.030	ug/L	0.0065
Endosulfan I	ND	0.025	ug/L	0.0072
Dieldrin	ND	0.030	ug/L	0.0067
4,4'-DDE	ND	0.030	ug/L	0.0076
Endrin	ND	0.030	ug/L	0.0074
Endosulfan II	ND	0.025	ug/L	0.0072
4,4'-DDD	ND	0.030	ug/L	0.0085
Endosulfan sulfate	ND	0.030	ug/L	0.0083
4,4'-DDT	ND	0.030	ug/L	0.0086
Methoxychlor	ND	0.10	ug/L	0.010
Endrin ketone	ND	0.030	ug/L	0.013
Endrin aldehyde	ND	0.030	ug/L	0.0091
alpha-Chlordane	ND	0.030	ug/L	0.0073
gamma-Chlordane	ND	0.030	ug/L	0.0065
Toxaphene	ND	2.0	ug/L	0.33

SURROGATE	PERCENT RECOVERY	RECOVERY LIMITS
Tetrachloro-m-xylene	87	(39 - 130)
Decachlorobiphenyl	109	(10 - 147)

Environmental Quality Mgt., Inc.

Client Sample ID: FWGDA2mw-DET1bR-0525-GW

GC Semivolatiles

Lot-Sample #...: A7J110121-003 **Work Order #...:** J8NPX1AD **Matrix.....:** WG
Date Sampled...: 10/10/07 11:05 **Date Received..:** 10/11/07
Prep Date.....: 10/15/07 **Analysis Date..:** 10/22/07
Prep Batch #...: 7288039
Dilution Factor: 1 **Initial Wgt/Vol:** 1000 mL **Final Wgt/Vol..:** 5 mL
Method.....: SW846 8081A

PARAMETER	RESULT	REPORTING LIMIT	UNITS	MDL
alpha-BHC	ND	0.030	ug/L	0.0062
beta-BHC	ND	0.030	ug/L	0.0068
delta-BHC	ND	0.030	ug/L	0.0064
gamma-BHC (Lindane)	ND	0.030	ug/L	0.0062
Heptachlor	ND	0.030	ug/L	0.0062
Aldrin	ND	0.030	ug/L	0.0061
Heptachlor epoxide	ND	0.030	ug/L	0.0065
Endosulfan I	ND	0.025	ug/L	0.0072
Dieldrin	ND	0.030	ug/L	0.0067
4,4'-DDE	ND	0.030	ug/L	0.0076
Endrin	ND	0.030	ug/L	0.0074
Endosulfan II	ND	0.025	ug/L	0.0072
4,4'-DDD	ND	0.030	ug/L	0.0085
Endosulfan sulfate	ND	0.030	ug/L	0.0083
4,4'-DDT	ND	0.030	ug/L	0.0086
Methoxychlor	ND	0.10	ug/L	0.010
Endrin ketone	ND	0.030	ug/L	0.013
Endrin aldehyde	ND	0.030	ug/L	0.0091
alpha-Chlordane	ND	0.030	ug/L	0.0073
gamma-Chlordane	ND	0.030	ug/L	0.0065
Toxaphene	ND	2.0	ug/L	0.33

SURROGATE	PERCENT RECOVERY	RECOVERY LIMITS
Tetrachloro-m-xylene	88	(39 - 130)
Decachlorobiphenyl	92	(10 - 147)

Environmental Quality Mgt., Inc.

Client Sample ID: FWGBKGmw-013C-0515-GW

GC Semivolatiles

Lot-Sample #...: A7J110121-005 **Work Order #...:** J8NP11AH **Matrix.....:** WG
Date Sampled...: 10/10/07 13:15 **Date Received..:** 10/11/07
Prep Date.....: 10/15/07 **Analysis Date..:** 10/22/07
Prep Batch #...: 7288039
Dilution Factor: 1 **Initial Wgt/Vol:** 1050 mL **Final Wgt/Vol..:** 5 mL
Method.....: SW846 8081A

PARAMETER	RESULT	REPORTING LIMIT	UNITS	MDL
alpha-BHC	ND	0.030	ug/L	0.0062
beta-BHC	ND	0.030	ug/L	0.0068
delta-BHC	ND	0.030	ug/L	0.0064
gamma-BHC (Lindane)	ND	0.030	ug/L	0.0062
Heptachlor	ND	0.030	ug/L	0.0062
Aldrin	ND	0.030	ug/L	0.0061
Heptachlor epoxide	ND	0.030	ug/L	0.0065
Endosulfan I	ND	0.025	ug/L	0.0072
Dieldrin	ND	0.030	ug/L	0.0067
4,4'-DDE	ND	0.030	ug/L	0.0076
Endrin	ND	0.030	ug/L	0.0074
Endosulfan II	ND	0.025	ug/L	0.0072
4,4'-DDD	ND	0.030	ug/L	0.0085
Endosulfan sulfate	ND	0.030	ug/L	0.0083
4,4'-DDT	ND	0.030	ug/L	0.0086
Methoxychlor	ND	0.10	ug/L	0.010
Endrin ketone	ND	0.030	ug/L	0.013
Endrin aldehyde	ND	0.030	ug/L	0.0091
alpha-Chlordane	ND	0.030	ug/L	0.0073
gamma-Chlordane	ND	0.030	ug/L	0.0065
Toxaphene	ND	2.0	ug/L	0.33

SURROGATE	PERCENT RECOVERY	RECOVERY LIMITS
Tetrachloro-m-xylene	83	(39 - 130)
Decachlorobiphenyl	92	(10 - 147)

Environmental Quality Mgt., Inc.

Client Sample ID: FWGEQUIPRINSE3-0558-GW

GC Semivolatiles

Lot-Sample #...: A7J110121-007	**Work Order #...:** J8NP61AD	**Matrix.....:** WQ	
Date Sampled...: 10/10/07 15:10	**Date Received..:** 10/11/07		
Prep Date.....: 10/15/07	**Analysis Date..:** 10/22/07		
Prep Batch #...: 7288039			
Dilution Factor: 1	**Initial Wgt/Vol:** 1030 mL	**Final Wgt/Vol..:** 5 mL	
	Method.....: SW846 8081A		

PARAMETER	RESULT	REPORTING LIMIT	UNITS	MDL
alpha-BHC	ND	0.030	ug/L	0.0062
beta-BHC	ND	0.030	ug/L	0.0068
delta-BHC	ND	0.030	ug/L	0.0064
gamma-BHC (Lindane)	ND	0.030	ug/L	0.0062
Heptachlor	ND	0.030	ug/L	0.0062
Aldrin	ND	0.030	ug/L	0.0061
Heptachlor epoxide	ND	0.030	ug/L	0.0065
Endosulfan I	ND	0.025	ug/L	0.0072
Dieldrin	ND	0.030	ug/L	0.0067
4,4'-DDE	ND	0.030	ug/L	0.0076
Endrin	ND	0.030	ug/L	0.0074
Endosulfan II	ND	0.025	ug/L	0.0072
4,4'-DDD	*ND*	*0.030*	*ug/L*	*0.0085*
Endosulfan sulfate	ND	0.030	ug/L	0.0083
4,4'-DDT	ND	0.030	ug/L	0.0086
Methoxychlor	ND	0.10	ug/L	0.010
Endrin ketone	ND	0.030	ug/L	0.013
Endrin aldehyde	ND	0.030	ug/L	0.0091
alpha-Chlordane	ND	0.030	ug/L	0.0073
gamma-Chlordane	ND	0.030	ug/L	0.0065
Toxaphene	ND	2.0	ug/L	0.33

SURROGATE	PERCENT RECOVERY	RECOVERY LIMITS
Tetrachloro-m-xylene	78	(39 - 130)
Decachlorobiphenyl	109	(10 - 147)

Environmental Quality Mgt., Inc.

Client Sample ID: FWGWBGmw-006C-0548-GW

GC Semivolatiles

Lot-Sample #...: A7J110121-009 **Work Order #...:** J8NQF1AD **Matrix.....:** WG
Date Sampled...: 10/10/07 08:50 **Date Received..:** 10/11/07
Prep Date.....: 10/15/07 **Analysis Date..:** 10/22/07
Prep Batch #...: 7288039
Dilution Factor: 1 **Initial Wgt/Vol:** 1050 mL **Final Wgt/Vol..:** 5 mL
Method.....: SW846 8081A

PARAMETER	RESULT	REPORTING LIMIT	UNITS	MDL
alpha-BHC	ND	0.030	ug/L	0.0062
beta-BHC	ND	0.030	ug/L	0.0068
delta-BHC	ND	0.030	ug/L	0.0064
gamma-BHC (Lindane)	ND	0.030	ug/L	0.0062
Heptachlor	ND	0.030	ug/L	0.0062
Aldrin	ND	0.030	ug/L	0.0061
Heptachlor epoxide	ND	0.030	ug/L	0.0065
Endosulfan I	ND	0.025	ug/L	0.0072
Dieldrin	ND	0.030	ug/L	0.0067
4,4'-DDE	ND	0.030	ug/L	0.0076
Endrin	ND	0.030	ug/L	0.0074
Endosulfan II	ND	0.025	ug/L	0.0072
4,4'-DDD	ND	0.030	ug/L	0.0085
Endosulfan sulfate	ND	0.030	ug/L	0.0083
4,4'-DDT	ND	0.030	ug/L	0.0086
Methoxychlor	ND	0.10	ug/L	0.010
Endrin ketone	ND	0.030	ug/L	0.013
Endrin aldehyde	ND	0.030	ug/L	0.0091
alpha-Chlordane	ND	0.030	ug/L	0.0073
gamma-Chlordane	ND	0.030	ug/L	0.0065
Toxaphene	ND	2.0	ug/L	0.33

SURROGATE	PERCENT RECOVERY	RECOVERY LIMITS
Tetrachloro-m-xylene	70	(39 - 130)
Decachlorobiphenyl	105	(10 - 147)

Environmental Quality Mgt., Inc.

Client Sample ID: FWGBKGmw-012C-0514-GW

GC Semivolatiles

Lot-Sample #...:	A7J110121-011	**Work Order #...:**	J8NQJ1AD	**Matrix.....:**	WG
Date Sampled...:	10/10/07 11:10	**Date Received..:**	10/11/07		
Prep Date.....:	10/15/07	**Analysis Date..:**	10/22/07		
Prep Batch #...:	7288039				
Dilution Factor:	1	**Initial Wgt/Vol:**	1000 mL	**Final Wgt/Vol..:**	5 mL
		Method.....:	SW846 8081A		

PARAMETER	RESULT	REPORTING LIMIT	UNITS	MDL
alpha-BHC	ND	0.030	ug/L	0.0062
beta-BHC	**0.026 J**	**0.030**	**ug/L**	**0.0068**
delta-BHC	ND	0.030	ug/L	0.0064
gamma-BHC (Lindane)	ND	0.030	ug/L	0.0062
Heptachlor	ND	0.030	ug/L	0.0062
Aldrin	ND	0.030	ug/L	0.0061
Heptachlor epoxide	ND	0.030	ug/L	0.0065
Endosulfan I	ND	0.025	ug/L	0.0072
Dieldrin	ND	0.030	ug/L	0.0067
4,4'-DDE	ND	0.030	ug/L	0.0076
Endrin	ND	0.030	ug/L	0.0074
Endosulfan II	ND	0.025	ug/L	0.0072
4,4'-DDD	ND	0.030	ug/L	0.0085
Endosulfan sulfate	ND	0.030	ug/L	0.0083
4,4'-DDT	ND	0.030	ug/L	0.0086
Methoxychlor	ND	0.10	ug/L	0.010
Endrin ketone	ND	0.030	ug/L	0.013
Endrin aldehyde	ND	0.030	ug/L	0.0091
alpha-Chlordane	ND	0.030	ug/L	0.0073
gamma-Chlordane	ND	0.030	ug/L	0.0065
Toxaphene	ND	2.0	ug/L	0.33

SURROGATE	PERCENT RECOVERY	RECOVERY LIMITS
Tetrachloro-m-xylene	107	(39 - 130)
Decachlorobiphenyl	35	(10 - 147)

NOTE(S):

J Estimated result. Result is less than RL.

Environmental Quality Mgt., Inc.

Client Sample ID: FWGBKGmw-DUP1-0551-GW

GC Semivolatiles

Lot-Sample #...: A7J110121-013 **Work Order #...:** J8NQQ1AD **Matrix.....:** WG
Date Sampled...: 10/10/07 12:36 **Date Received..:** 10/11/07
Prep Date.....: 10/15/07 **Analysis Date..:** 10/22/07
Prep Batch #...: 7288039
Dilution Factor: 1 **Initial Wgt/Vol:** 1030 mL **Final Wgt/Vol..:** 5 mL
Method.....: SW846 8081A

PARAMETER	RESULT	REPORTING LIMIT	UNITS	MDL
alpha-BHC	ND	0.030	ug/L	0.0062
beta-BHC	**0.0099 J**	**0.030**	**ug/L**	**0.0068**
delta-BHC	ND	0.030	ug/L	0.0064
gamma-BHC (Lindane)	ND	0.030	ug/L	0.0062
Heptachlor	ND	0.030	ug/L	0.0062
Aldrin	ND	0.030	ug/L	0.0061
Heptachlor epoxide	ND	0.030	ug/L	0.0065
Endosulfan I	ND	0.025	ug/L	0.0072
Dieldrin	ND	0.030	ug/L	0.0067
4,4'-DDE	ND	0.030	ug/L	0.0076
Endrin	ND	0.030	ug/L	0.0074
Endosulfan II	ND	0.025	ug/L	0.0072
4,4'-DDD	ND	0.030	ug/L	0.0085
Endosulfan sulfate	ND	0.030	ug/L	0.0083
4,4'-DDT	ND	0.030	ug/L	0.0086
Methoxychlor	**0.027 J**	**0.10**	**ug/L**	**0.010**
Endrin ketone	ND	0.030	ug/L	0.013
Endrin aldehyde	ND	0.030	ug/L	0.0091
alpha-Chlordane	ND	0.030	ug/L	0.0073
gamma-Chlordane	ND	0.030	ug/L	0.0065
Toxaphene	ND	2.0	ug/L	0.33

SURROGATE	PERCENT RECOVERY	RECOVERY LIMITS
Tetrachloro-m-xylene	75	(39 - 130)
Decachlorobiphenyl	35	(10 - 147)

NOTE(S):

J Estimated result. Result is less than RL.

Environmental Quality Mgt., Inc.

Client Sample ID: FWGWBGmw-007C-0549-GW

GC Semivolatiles

Lot-Sample #...: A7J110121-016 **Work Order #...:** J8NQ21AD **Matrix.....:** WG
Date Sampled...: 10/10/07 09:00 **Date Received..:** 10/11/07
Prep Date.....: 10/15/07 **Analysis Date..:** 10/22/07
Prep Batch #...: 7288039
Dilution Factor: 1 **Initial Wgt/Vol:** 890 mL **Final Wgt/Vol..:** 5 mL
Method.....: SW846 8081A

PARAMETER	RESULT	REPORTING LIMIT	UNITS	MDL
alpha-BHC	ND	0.030	ug/L	0.0062
beta-BHC	ND	0.030	ug/L	0.0068
delta-BHC	ND	0.030	ug/L	0.0064
gamma-BHC (Lindane)	ND	0.030	ug/L	0.0062
Heptachlor	ND	0.030	ug/L	0.0062
Aldrin	ND	0.030	ug/L	0.0061
Heptachlor epoxide	ND	0.030	ug/L	0.0065
Endosulfan I	ND	0.025	ug/L	0.0072
Dieldrin	ND	0.030	ug/L	0.0067
4,4'-DDE	ND	0.030	ug/L	0.0076
Endrin	ND	0.030	ug/L	0.0074
Endosulfan II	ND	0.025	ug/L	0.0072
4,4'-DDD	ND	0.030	ug/L	0.0085
Endosulfan sulfate	ND	0.030	ug/L	0.0083
4,4'-DDT	ND	0.030	ug/L	0.0086
Methoxychlor	ND	0.10	ug/L	0.010
Endrin ketone	ND	0.030	ug/L	0.013
Endrin aldehyde	ND	0.030	ug/L	0.0091
alpha-Chlordane	ND	0.030	ug/L	0.0073
gamma-Chlordane	ND	0.030	ug/L	0.0065
Toxaphene	ND	2.0	ug/L	0.33

SURROGATE	PERCENT RECOVERY	RECOVERY LIMITS
Tetrachloro-m-xylene	90	(39 - 130)
Decachlorobiphenyl	74	(10 - 147)

Environmental Quality Mgt., Inc.

Client Sample ID: FWGDETmw-4bR-0527-GW

GC Semivolatiles

Lot-Sample #...: A7J110121-018 **Work Order #...:** J8NRP1AD **Matrix.....:** WG
Date Sampled...: 10/10/07 10:40 **Date Received..:** 10/11/07
Prep Date.....: 10/15/07 **Analysis Date..:** 10/22/07
Prep Batch #...: 7288039
Dilution Factor: 1 **Initial Wgt/Vol:** 750 mL **Final Wgt/Vol..:** 5 mL
Method.....: SW846 8081A

PARAMETER	RESULT	REPORTING LIMIT	UNITS	MDL
alpha-BHC	ND	0.030	ug/L	0.0062
beta-BHC	**0.017 J**	**0.030**	**ug/L**	**0.0068**
delta-BHC	ND	0.030	ug/L	0.0064
gamma-BHC (Lindane)	ND	0.030	ug/L	0.0062
Heptachlor	ND	0.030	ug/L	0.0062
Aldrin	ND	0.030	ug/L	0.0061
Heptachlor epoxide	ND	0.030	ug/L	0.0065
Endosulfan I	ND	0.025	ug/L	0.0072
Dieldrin	ND	0.030	ug/L	0.0067
4,4'-DDE	ND	0.030	ug/L	0.0076
Endrin	ND	0.030	ug/L	0.0074
Endosulfan II	ND	0.025	ug/L	0.0072
4,4'-DDD	ND	0.030	ug/L	0.0085
Endosulfan sulfate	ND	0.030	ug/L	0.0083
4,4'-DDT	ND	0.030	ug/L	0.0086
Methoxychlor	ND	0.10	ug/L	0.010
Endrin ketone	ND	0.030	ug/L	0.013
Endrin aldehyde	ND	0.030	ug/L	0.0091
alpha-Chlordane	ND	0.030	ug/L	0.0073
gamma-Chlordane	ND	0.030	ug/L	0.0065
Toxaphene	ND	2.0	ug/L	0.33

SURROGATE	PERCENT RECOVERY	RECOVERY LIMITS
Tetrachloro-m-xylene	65	(39 - 130)
Decachlorobiphenyl	73	(10 - 147)

NOTE(S):

J Estimated result. Result is less than RL.

Environmental Quality Mgt., Inc.

Client Sample ID: FWGDETmw-3bR-0526-GW

GC Semivolatiles

Lot-Sample #...: A7J110121-020 **Work Order #...:** J8NRX1AD **Matrix.....:** WG
Date Sampled...: 10/10/07 11:00 **Date Received..:** 10/11/07
Prep Date.....: 10/15/07 **Analysis Date..:** 10/22/07
Prep Batch #...: 7288039
Dilution Factor: 1 **Initial Wgt/Vol:** 910 mL **Final Wgt/Vol..:** 5 mL
Method.....: SW846 8081A

PARAMETER	RESULT	REPORTING LIMIT	UNITS	MDL
alpha-BHC	ND	0.030	ug/L	0.0062
beta-BHC	ND	0.030	ug/L	0.0068
delta-BHC	ND	0.030	ug/L	0.0064
gamma-BHC (Lindane)	ND	0.030	ug/L	0.0062
Heptachlor	ND	0.030	ug/L	0.0062
Aldrin	ND	0.030	ug/L	0.0061
Heptachlor epoxide	ND	0.030	ug/L	0.0065
Endosulfan I	ND	0.025	ug/L	0.0072
Dieldrin	ND	0.030	ug/L	0.0067
4,4'-DDE	ND	0.030	ug/L	0.0076
Endrin	ND	0.030	ug/L	0.0074
Endosulfan II	ND	0.025	ug/L	0.0072
4,4'-DDD	ND	0.030	ug/L	0.0085
Endosulfan sulfate	ND	0.030	ug/L	0.0083
4,4'-DDT	ND	0.030	ug/L	0.0086
Methoxychlor	ND	0.10	ug/L	0.010
Endrin ketone	ND	0.030	ug/L	0.013
Endrin aldehyde	ND	0.030	ug/L	0.0091
alpha-Chlordane	ND	0.030	ug/L	0.0073
gamma-Chlordane	ND	0.030	ug/L	0.0065
Toxaphene	ND	2.0	ug/L	0.33

SURROGATE	PERCENT RECOVERY	RECOVERY LIMITS
Tetrachloro-m-xylene	78	(39 - 130)
Decachlorobiphenyl	104	(10 - 147)

Environmental Quality Mgt., Inc.

Client Sample ID: FWGLL12mw-186C-0533-GW

GC Semivolatiles

Lot-Sample #...: A7J110121-024 **Work Order #...:** J8NR91AD **Matrix.....:** WG
Date Sampled...: 10/10/07 13:50 **Date Received..:** 10/11/07
Prep Date.....: 10/15/07 **Analysis Date..:** 10/22/07
Prep Batch #...: 7288039
Dilution Factor: 1 **Initial Wgt/Vol:** 910 mL **Final Wgt/Vol..:** 5 mL
Method.....: SW846 8081A

PARAMETER	RESULT	REPORTING LIMIT	UNITS	MDL
alpha-BHC	ND	0.030	ug/L	0.0062
beta-BHC	**0.014 J**	**0.030**	**ug/L**	**0.0068**
delta-BHC	ND	0.030	ug/L	0.0064
gamma-BHC (Lindane)	ND	0.030	ug/L	0.0062
Heptachlor	ND	0.030	ug/L	0.0062
Aldrin	ND	0.030	ug/L	0.0061
Heptachlor epoxide	ND	0.030	ug/L	0.0065
Endosulfan I	ND	0.025	ug/L	0.0072
Dieldrin	ND	0.030	ug/L	0.0067
4,4'-DDE	ND	0.030	ug/L	0.0076
Endrin	ND	0.030	ug/L	0.0074
Endosulfan II	ND	0.025	ug/L	0.0072
4,4'-DDD	ND	0.030	ug/L	0.0085
Endosulfan sulfate	ND	0.030	ug/L	0.0083
4,4'-DDT	ND	0.030	ug/L	0.0086
Methoxychlor	ND	0.10	ug/L	0.010
Endrin ketone	ND	0.030	ug/L	0.013
Endrin aldehyde	ND	0.030	ug/L	0.0091
alpha-Chlordane	ND	0.030	ug/L	0.0073
gamma-Chlordane	ND	0.030	ug/L	0.0065
Toxaphene	ND	2.0	ug/L	0.33

SURROGATE	PERCENT RECOVERY	RECOVERY LIMITS
Tetrachloro-m-xylene	79	(39 - 130)
Decachlorobiphenyl	44	(10 - 147)

NOTE(S):

J Estimated result. Result is less than RL.

Environmental Quality Mgt., Inc.

Client Sample ID: FWGBKGmw-017C-0518-GW

GC Semivolatiles

Lot-Sample #...: A7J110121-026 **Work Order #...:** J8NTJ1AD **Matrix.....:** WG
Date Sampled...: 10/10/07 16:10 **Date Received..:** 10/11/07
Prep Date.....: 10/15/07 **Analysis Date..:** 10/22/07
Prep Batch #...: 7288039
Dilution Factor: 1 **Initial Wgt/Vol:** 910 mL **Final Wgt/Vol..:** 5 mL
Method.....: SW846 8081A

PARAMETER	RESULT	REPORTING LIMIT	UNITS	MDL
alpha-BHC	ND	0.030	ug/L	0.0062
beta-BHC	ND	0.030	ug/L	0.0068
delta-BHC	ND	0.030	ug/L	0.0064
gamma-BHC (Lindane)	ND	0.030	ug/L	0.0062
Heptachlor	ND	0.030	ug/L	0.0062
Aldrin	ND	0.030	ug/L	0.0061
Heptachlor epoxide	ND	0.030	ug/L	0.0065
Endosulfan I	ND	0.025	ug/L	0.0072
Dieldrin	ND	0.030	ug/L	0.0067
4,4'-DDE	ND	0.030	ug/L	0.0076
Endrin	ND	0.030	ug/L	0.0074
Endosulfan II	ND	0.025	ug/L	0.0072
4,4'-DDD	ND	0.030	ug/L	0.0085
Endosulfan sulfate	ND	0.030	ug/L	0.0083
4,4'-DDT	ND	0.030	ug/L	0.0086
Methoxychlor	ND	0.10	ug/L	0.010
Endrin ketone	ND	0.030	ug/L	0.013
Endrin aldehyde	ND	0.030	ug/L	0.0091
alpha-Chlordane	ND	0.030	ug/L	0.0073
gamma-Chlordane	ND	0.030	ug/L	0.0065
Toxaphene	ND	2.0	ug/L	0.33

SURROGATE	PERCENT RECOVERY	RECOVERY LIMITS
Tetrachloro-m-xylene	90	(39 - 130)
Decachlorobiphenyl	75	(10 - 147)

FORM 8
PESTICIDES ANALYTICAL SEQUENCE

Lab Name: TESTAMERICA-NORTH CANTON Contract:

Lab Code: TALCAN Case No.: SAS No.: SDG No.: A7J110121

GC Column: CLP PESTICIDES I ID: 0.53 (mm) Init. Calib. Date(s): 10/01/07 10/04/07

Instrument ID: A2HP9

THE ANALYTICAL SEQUENCE OF PERFORMANCE EVALUATION MIXTURES, BLANKS, SAMPLES, AND STANDARDS IS GIVEN BELOW:

	MEAN SURROGATE RT FROM INITIAL CALIBRATION					
	CLIENT SAMPLE NO.	LAB SAMPLE ID	DATE ANALYZED	TIME ANALYZED	RT #	RT #
01		TOX3 E080	10/21/07	1736		
02		MRL	10/21/07	1820		
03		PEM 3163	10/22/07	0147		
04		AB3 E113	10/22/07	0210		
05	FWGWBGMW-009	J8NPJ1AD	10/22/07	0339		
06	FWGDA2MW-DET	J8NPX1AD	10/22/07	0401		
07	FWGBKGMW-013	J8NP11AH	10/22/07	0424		
08	FWGBKGMW-013	J8NP11AJ	10/22/07	0446		
09	FWGBKGMW-013	J8NP11AK	10/22/07	0508		
10	FWGEQUIPRINS	J8NP61AD	10/22/07	0531		
11	FWGWBGMW-006	J8NQF1AD	10/22/07	0553		
12	FWGBKGMW-012	J8NQJ1AD	10/22/07	0615		
13	FWGBKGMW-DUP	J8NQQ1AD	10/22/07	0638		
14	FWGWBGMW-007	J8NQ21AD	10/22/07	0700		
15	FWGDETMW-4BR	J8NRP1AD	10/22/07	0722		
16	FWGDETMW-3BR	J8NRX1AD	10/22/07	0744		
17	FWGLL12MW-18	J8NR91AD	10/22/07	0807		
18	FWGBKGMW-017	J8NTJ1AD	10/22/07	0829		
19	J80KTBLK	J80KT1AA	10/22/07	0936		
20		PEM	10/22/07	0958		
21		AB3	10/22/07	1021		
22	J80KTCHK	J80KT1AC	10/22/07	1235		
23		MRL	10/22/07	1404		
24		TOX3 E080	10/22/07	1427		
25		PEM E163	10/22/07	1511		
26		AB3 E113	10/22/07	1534		
27						
28						
29						
30						
31						
32						

QC LIMITS

Column used to flag retention time values with an asterisk.
* Values outside of QC limits.

STL North Canton

CONTINUING CALIBRATION COMPOUNDS

Instrument ID: a2hp9.i Injection Date: 21-OCT-2007 17:36
Lab File ID: 005F0501.D Init. Cal. Date(s): 01-OCT-2007 04-OCT-2007
Analysis Type: Init. Cal. Times: 13:03 14:47
Lab Sample ID: TOX3 E080 Quant Type: ESTD
Method: \\cansvr11\dd\chem\GCS\a2hp9.i\71021-1.b\PEST9.m

COMPOUND	RRF / AMOUNT	RF0.025	CCAL RRF0.025	MIN RRF	%D / %DRIFT	MAX %D / %DRIFT	CURVE TYPE	
24 Toxaphene(1)	456274	454265	454265	0.010	0.44032	15.00000	Averaged	
(2)	874679	856125	856125	0.010	2.12120	15.00000	Averaged	
(3)	1097881	1050780	1050780	0.010	4.29021	15.00000	Averaged	
(4)	654129	638652	638652	0.010	2.36600	15.00000	Averaged	
(5)	475311	339178	339178	0.010	28.64078	15.00000	Averaged	<-

7 of 57

Average %D / Drift Results.
Calculated Average %D/Drift = 0.85178
Maximun Average %D/Drift = 15.00000
* Passed Average %D/Drift Test.

STL North Canton

CONTINUING CALIBRATION COMPOUNDS

Instrument ID: a2hp9.i Injection Date: 22-OCT-2007 02:10
Lab File ID: 028F2801.D Init. Cal. Date(s): 01-OCT-2007 04-OCT-2007
Analysis Type: Init. Cal. Times: 13:03 14:47
Lab Sample ID: AB3 E113 Quant Type: ESTD
Method: \\cansvr11\dd\chem\GCS\a2hp9.i\71021-1.b\PEST9.m\PEST9r.m

COMPOUND	RRF / AMOUNT	RF0.025	CCAL RRF0.025	MIN RRF	%D / %DRIFT	MAX %D / %DRIFT	CURVE TYPE
$ 1 Tetrachloro-m-xylene	116862618	116343200	116343200	0.000	0.44447	15.00000	Averaged
4 alpha-BHC	181099548	180300080	180300080	0.010	0.44145	15.00000	Averaged
5 gamma-BHC (Lindane)	149812553	147299400	147299400	0.010	1.67753	15.00000	Averaged
6 beta-BHC	29539754	28662560	28662560	0.010	2.96954	15.00000	Averaged
7 delta-BHC	157278994	139352040	139352040	0.010	11.39819	15.00000	Averaged
8 Heptachlor	121602028	128582920	128582920	0.010	-5.74077	15.00000	Averaged
10 Aldrin	173318164	177551440	177551440	0.010	-2.44249	15.00000	Averaged
12 Heptachlor epoxide	137370500	140465200	140465200	0.010	-2.25281	15.00000	Averaged
13 gamma-Chlordane	136444675	131990400	131990400	0.010	3.26453	15.00000	Averaged
14 alpha-Chlordane	140584166	133034880	133034880	0.010	5.36994	15.00000	Averaged
15 Endosulfan I	126829795	121777560	121777560	0.010	3.98348	15.00000	Averaged
16 4,4'-DDE	144389703	134738960	134738960	0.010	6.68382	15.00000	Averaged
17 Dieldrin	135128396	127969680	127969680	0.010	5.29771	15.00000	Averaged
18 Endrin	108182979	106379480	106379480	0.010	1.66708	15.00000	Averaged
21 4,4'-DDD	95570928	78732000	78732000	0.010	17.61930	15.00000	Averaged <-
22 Endosulfan II	108030865	104186480	104186480	0.010	3.55860	15.00000	Averaged
24 4,4'-DDT	73647267	65227480	65227480	0.010	11.43259	15.00000	Averaged
25 Endrin aldehyde	72598625	63030480	63030480	0.010	13.17951	15.00000	Averaged
26 Endosulfan sulfate	88580726	77640840	77640840	0.010	12.35019	15.00000	Averaged
27 Methoxychlor	16867946	15379320	15379320	0.010	8.82518	15.00000	Averaged
29 Endrin ketone	89357503	78717920	78717920	0.010	11.90676	15.00000	Averaged
$ 30 Decachlorobiphenyl	41158818	38929920	38929920	0.010	5.41536	15.00000	Averaged

Average %D / Drift Results.

Calculated Average %D/Drift = 6.26915
Maximun Average %D/Drift = 15.00000
* Passed Average %D/Drift Test.

$\frac{132.06147}{20} = 6.6$

STL North Canton

CONTINUING CALIBRATION COMPOUNDS

Instrument ID: a2hp9.i Injection Date: 22-OCT-2007 10:21
Lab File ID: 050F5001.D Init. Cal. Date(s): 01-OCT-2007 04-OCT-2007
Analysis Type: Init. Cal. Times: 13:03 14:47
Lab Sample ID: AB3 Quant Type: ESTD
Method: \\cansvr11\dd\chem\GCS\a2hp9.i\71021-1.b\PEST9.m\PEST9r.m

COMPOUND	RRF / AMOUNT	RF0.025	CCAL RRF0.025	MIN RRF	%D / %DRIFT	MAX %D / %DRIFT	CURVE TYPE	
$ 1 Tetrachloro-m-xylene	116862618	122601600	122601600	0.000	-4.91088	15.00000	Averaged	
4 alpha-BHC	181099548	180694040	180694040	0.010	0.22391	15.00000	Averaged	
5 gamma-BHC (Lindane)	149812553	145284960	145284960	0.010	3.02217	15.00000	Averaged	
6 beta-BHC	29539754	28245440	28245440	0.010	4.38160	15.00000	Averaged	
7 delta-BHC	157278994	136373320	136373320	0.010	13.29210	15.00000	Averaged	
8 Heptachlor	121602028	123028720	123028720	0.010	-1.17325	15.00000	Averaged	
10 Aldrin	173318164	180438400	180438400	0.010	-4.10819	15.00000	Averaged	
12 Heptachlor epoxide	137370500	138705040	138705040	0.010	-0.97149	15.00000	Averaged	
13 gamma-Chlordane	136444675	131672760	131672760	0.010	3.49733	15.00000	Averaged	
14 alpha-Chlordane	140584166	133712040	133712040	0.010	4.88826	15.00000	Averaged	
15 Endosulfan I	126829795	120455360	120455360	0.010	5.02598	15.00000	Averaged	
16 4,4'-DDE	144389703	136531920	136531920	0.010	5.44207	15.00000	Averaged	
17 Dieldrin	135128396	128098640	128098640	0.010	5.20228	15.00000	Averaged	
18 Endrin	108182979	104355520	104355520	0.010	3.53795	15.00000	Averaged	
21 4,4'-DDD	95570928	77665960	77665960	0.010	18.73474	15.00000	Averaged	<-
22 Endosulfan II	108030865	103527480	103527480	0.010	4.16861	15.00000	Averaged	
24 4,4'-DDT	73647267	63721480	63721480	0.010	13.47747	15.00000	Averaged	
25 Endrin aldehyde	72598625	62079400	62079400	0.010	14.48957	15.00000	Averaged	
26 Endosulfan sulfate	88580726	77454120	77454120	0.010	12.56098	15.00000	Averaged	
27 Methoxychlor	16867946	14962920	14962920	0.010	11.29376	15.00000	Averaged	
29 Endrin ketone	89357503	76883640	76883640	0.010	13.95950	15.00000	Averaged	
$ 30 Decachlorobiphenyl	41158818	38661120	38661120	0.010	6.06844	15.00000	Averaged	

Average %D / Drift Results.

Calculated Average %D/Drift = 7.01957
Maximun Average %D/Drift = 15.00000
* Passed Average %D/Drift Test.

$\frac{143.4521}{20} = 7.17$

STL North Canton

CONTINUING CALIBRATION COMPOUNDS

Instrument ID: a2hp9.i Injection Date: 22-OCT-2007 14:27
Lab File ID: 061F6101.D Init. Cal. Date(s): 01-OCT-2007 04-OCT-2007
Analysis Type: Init. Cal. Times: 13:03 14:47
Lab Sample ID: TOX3 E080 Quant Type: ESTD
Method: \\cansvr11\dd\chem\GCS\a2hp9.i\71021-1.b\PEST9.m

COMPOUND	RRF / AMOUNT	RF0.025	CCAL RRF0.025	MIN RRF	%D / %DRIFT	MAX %D / %DRIFT	CURVE TYPE	
24 Toxaphene(1)	456274	414444	414444	0.010	9.16775	15.00000	Averaged	
(2)	874679	770395	770395	0.010	11.92252	15.00000	Averaged	
(3)	1097881	958304	958304	0.010	12.71335	15.00000	Averaged	
(4)	654129	574475	574475	0.010	12.17706	15.00000	Averaged	
(5)	475311	324846	324846	0.010	31.65607*	15.00000	Averaged	<-

15.5

Average %D / Drift Results.

Calculated Average %D/Drift = 15.52735
Maximun Average %D/Drift = 15.00000
* Failed Average %D/Drift Test.

STL North Canton

CONTINUING CALIBRATION COMPOUNDS

Instrument ID: a2hp9.i Injection Date: 22-OCT-2007 14:27
Lab File ID: 061F6101.D Init. Cal. Date(s): 01-OCT-2007 04-OCT-2007
Analysis Type: Init. Cal. Times: 13:03 14:47
Lab Sample ID: TOX3 E080 Quant Type: ESTD
Method: \\cansvr11\dd\chem\GCS\a2hp9.i\71021-1.b\PEST9.m\PEST9r.m

COMPOUND	RRF / AMOUNT	RF0.025	CCAL RRF0.025	MIN RRF	%D / %DRIFT	MAX %D / %DRIFT	CURVE TYPE	
23 Toxaphene(1)	3009015	2856395	2856395	0.010	5.07208	15.00000	Averaged	
(2)	2839421	2261481	2261481	0.010	20.35415	15.00000	Averaged	<-
(3)	4566523	3609030	3609030	0.010	20.96766	15.00000	Averaged	<-
(4)	2627495	2061035	2061035	0.010	21.55894	15.00000	Averaged	<-
(5)	1894651	1490575	1490575	0.010	21.32721	15.00000	Averaged	<-

17.8

Average %D / Drift Results.	
Calculated Average %D/Drift =	17.85601
Maximun Average %D/Drift =	15.00000
* Failed Average %D/Drift Test.	

STL North Canton

CONTINUING CALIBRATION COMPOUNDS

Instrument ID: a2hp9.i Injection Date: 22-OCT-2007 15:34
Lab File ID: 064F6401.D Init. Cal. Date(s): 01-OCT-2007 04-OCT-2007
Analysis Type: Init. Cal. Times: 13:03 14:47
Lab Sample ID: AB3 E113 Quant Type: ESTD
Method: \\cansvr11\dd\chem\GCS\a2hp9.i\71021-1.b\PEST9.m\PEST9r.m

COMPOUND	RRF / AMOUNT	RF0.025	CCAL RRF0.025	MIN RRF	%D / %DRIFT	MAX %D / %DRIFT	CURVE TYPE	
$ 1 Tetrachloro-m-xylene	116862618	121175040	121175040	0.000	-3.69016	15.00000	Averaged	
4 alpha-BHC	181099548	174392200	174392200	0.010	3.70368	15.00000	Averaged	
5 gamma-BHC (Lindane)	149812553	142252600	142252600	0.010	5.04627	15.00000	Averaged	
6 beta-BHC	29539754	27769520	27769520	0.010	5.99272	15.00000	Averaged	
7 delta-BHC	157278994	137917280	137917280	0.010	12.31043	15.00000	Averaged	
8 Heptachlor	121602028	131681680	131681680	0.010	-8.28905	15.00000	Averaged	
10 Aldrin	173318164	174493520	174493520	0.010	-0.67815	15.00000	Averaged	
12 Heptachlor epoxide	137370500	135485240	135485240	0.010	1.37239	15.00000	Averaged	
13 gamma-Chlordane	136444675	130880360	130880360	0.010	4.07807	15.00000	Averaged	
14 alpha-Chlordane	140584166	132849920	132849920	0.010	5.50151	15.00000	Averaged	
15 Endosulfan I	126829795	121553560	121553560	0.010	4.16009	15.00000	Averaged	
16 4,4'-DDE	144389703	137247600	137247600	0.010	4.94641	15.00000	Averaged	
17 Dieldrin	135128396	127811480	127811480	0.010	5.41479	15.00000	Averaged	
18 Endrin	108182979	104602560	104602560	0.010	3.30960	15.00000	Averaged	
21 4,4'-DDD	95570928	80531480	80531480	0.010	15.73643	15.00000	Averaged	<-
22 Endosulfan II	108030865	104251600	104251600	0.010	3.49832	15.00000	Averaged	
24 4,4'-DDT	73647267	68041280	68041280	0.010	7.61194	15.00000	Averaged	
25 Endrin aldehyde	72598625	66199640	66199640	0.010	8.81420	15.00000	Averaged	
26 Endosulfan sulfate	88580726	79089320	79089320	0.010	10.71498	15.00000	Averaged	
27 Methoxychlor	16867946	15785640	15785640	0.010	6.41635	15.00000	Averaged	
29 Endrin ketone	89357503	79762320	79762320	0.010	10.73797	15.00000	Averaged	
$ 30 Decachlorobiphenyl	41158818	38773640	38773640	0.010	5.79506	15.00000	Averaged	

Average %D / Drift Results.

Calculated Average %D/Drift = 6.26448
Maximun Average %D/Drift = 15.00000
* Passed Average %D/Drift Test.

$\frac{134.12841}{20} = 6.7$

STL North Canton

CONTINUING CALIBRATION COMPOUNDS

Instrument ID: a2hp9.i Injection Date: 22-OCT-2007 14:04
Lab File ID: 060F6001.D Init. Cal. Date(s): 01-OCT-2007 04-OCT-2007
Analysis Type: Init. Cal. Times: 13:03 14:47
Lab Sample ID: MB[illegible] Quant Type: ESTD
Method: \\cansvr11\dd\chem\GCS\a2hp9.i\71021-1.b\PEST9.m\PEST9r.m

COMPOUND	RRF / AMOUNT	RF0.005	CCAL RRF0.005	MIN RRF	%D / %DRIFT	MAX %D / %DRIFT	CURVE TYPE	
$ 1 Tetrachloro-m-xylene	116862618	142794600	142794600	0.000	-22.19014	15.00000	Averaged	<-
4 alpha-BHC	181099548	178969000	178969000	0.010	1.17645	15.00000	Averaged	
5 gamma-BHC (Lindane)	149812553	143124000	143124000	0.010	4.46461	15.00000	Averaged	
6 beta-BHC	29539754	30146800	30146800	0.010	-2.05501	15.00000	Averaged	
7 delta-BHC	157278994	134868400	134868400	0.010	14.24894	15.00000	Averaged	
8 Heptachlor	121602028	122430200	122430200	0.010	-0.68105	15.00000	Averaged	
10 Aldrin	173318164	187165400	187165400	0.010	-7.98949	15.00000	Averaged	
12 Heptachlor epoxide	137370500	141115600	141115600	0.010	-2.72628	15.00000	Averaged	
13 gamma-Chlordane	136444675	137395200	137395200	0.010	-0.69664	15.00000	Averaged	
14 alpha-Chlordane	140584166	136611400	136611400	0.010	2.82590	15.00000	Averaged	
15 Endosulfan I	126829795	123438200	123438200	0.010	2.67413	15.00000	Averaged	
16 4,4'-DDE	144389703	143709000	143709000	0.010	0.47143	15.00000	Averaged	
17 Dieldrin	135128396	129458800	129458800	0.010	4.19571	15.00000	Averaged	
18 Endrin	108182979	108314800	108314800	0.010	-0.12185	15.00000	Averaged	
21 4,4'-DDD	95570928	66205600	66205600	0.010	30.72621	15.00000	Averaged	<- 18.3
22 Endosulfan II	108030865	96756200	96756200	0.010	10.43652	15.00000	Averaged	
24 4,4'-DDT	73647267	65593200	65593200	0.010	10.93600	15.00000	Averaged	
25 Endrin aldehyde	72598625	62546600	62546600	0.010	13.84603	15.00000	Averaged	
26 Endosulfan sulfate	88580726	78464600	78464600	0.010	11.42023	15.00000	Averaged	
27 Methoxychlor	16867946	15532600	15532600	0.010	7.91647	15.00000	Averaged	
29 Endrin ketone	89357503	87592200	87592200	0.010	1.97555	15.00000	Averaged	
$ 30 Decachlorobiphenyl	41158818	39778600	39778600	0.010	3.35340	15.00000	Averaged	

Average %D / Drift Results.

Calculated Average %D/Drift = 7.14218
Maximun Average %D/Drift = 15.00000
* Passed Average %D/Drift Test.

METHOD BLANK REPORT

GC Semivolatiles

Client Lot #...: A7J110121 **Work Order #...:** J80KT1AA **Matrix.....:** WATER
MB Lot-Sample #: A7J150000-039

Prep Date.....: 10/15/07 **Final Wgt/Vol..:** 5 mL
Analysis Date..: 10/22/07 **Prep Batch #...:** 7288039
Dilution Factor: 1 **Initial Wgt/Vol:** 1000 mL

PARAMETER	RESULT	REPORTING LIMIT	UNITS	METHOD
alpha-BHC	ND	0.030	ug/L	SW846 8081A
beta-BHC	ND	0.030	ug/L	SW846 8081A
delta-BHC	ND	0.030	ug/L	SW846 8081A
gamma-BHC (Lindane)	ND	0.030	ug/L	SW846 8081A
Heptachlor	ND	0.030	ug/L	SW846 8081A
Aldrin	ND	0.030	ug/L	SW846 8081A
Heptachlor epoxide	ND	0.030	ug/L	SW846 8081A
Endosulfan I	ND	0.025	ug/L	SW846 8081A
Dieldrin	ND	0.030	ug/L	SW846 8081A
4,4'-DDE	ND	0.030	ug/L	SW846 8081A
Endrin	ND	0.030	ug/L	SW846 8081A
Endosulfan II	ND	0.025	ug/L	SW846 8081A
4,4'-DDD	ND	0.030	ug/L	SW846 8081A
Endosulfan sulfate	ND	0.030	ug/L	SW846 8081A
4,4'-DDT	ND	0.030	ug/L	SW846 8081A
Methoxychlor	ND	0.10	ug/L	SW846 8081A
Endrin ketone	ND	0.030	ug/L	SW846 8081A
Endrin aldehyde	ND	0.030	ug/L	SW846 8081A
alpha-Chlordane	ND	0.030	ug/L	SW846 8081A
gamma-Chlordane	ND	0.030	ug/L	SW846 8081A
Toxaphene	ND	2.0	ug/L	SW846 8081A

SURROGATE	PERCENT RECOVERY	RECOVERY LIMITS
Tetrachloro-m-xylene	94	(39 - 130)
Decachlorobiphenyl	46	(10 - 147)

NOTE(S):

Calculations are performed before rounding to avoid round-off errors in calculated results.

LABORATORY CONTROL SAMPLE EVALUATION REPORT

GC Semivolatiles

Client Lot #...: A7J110121 **Work Order #...:** J80KT1AC **Matrix.....:** WATER
LCS Lot-Sample#: A7J150000-039
Prep Date.....: 10/15/07 **Analysis Date..:** 10/22/07
Prep Batch #...: 7288039
Dilution Factor: 1 **Final Wgt/Vol..:** 5 mL
Initial Wgt/Vol: 1000 mL

PARAMETER	PERCENT RECOVERY	RECOVERY LIMITS	METHOD
alpha-BHC	101	(44 - 137)	SW846 8081A
beta-BHC	100	(50 - 135)	SW846 8081A
delta-BHC	102	(58 - 160)	SW846 8081A
gamma-BHC (Lindane)	**106**	**(58 - 127)**	**SW846 8081A**
Heptachlor	**90**	**(48 - 150)**	**SW846 8081A**
Aldrin	**97**	**(53 - 128)**	**SW846 8081A**
Heptachlor epoxide	105	(50 - 127)	SW846 8081A
Endosulfan I	48 a	(50 - 160)	SW846 8081A
Dieldrin	**106**	**(50 - 124)**	**SW846 8081A**
4,4'-DDE	104	(50 - 130)	SW846 8081A
Endrin	**107**	**(50 - 137)**	**SW846 8081A**
Endosulfan II	59	(50 - 144)	SW846 8081A
4,4'-DDD	102	(50 - 137)	SW846 8081A
Endosulfan sulfate	95	(50 - 160)	SW846 8081A
4,4'-DDT	**89**	**(50 - 145)**	**SW846 8081A**
Methoxychlor	82	(50 - 160)	SW846 8081A
Endrin ketone	93	(50 - 150)	SW846 8081A
Endrin aldehyde	102	(30 - 160)	SW846 8081A
alpha-Chlordane	104	(50 - 122)	SW846 8081A
gamma-Chlordane	112	(50 - 130)	SW846 8081A

SURROGATE	PERCENT RECOVERY	RECOVERY LIMITS
Tetrachloro-m-xylene	93	(39 - 130)
Decachlorobiphenyl	50	(10 - 147)

NOTE(S):

Calculations are performed before rounding to avoid round-off errors in calculated results.

Bold print denotes control parameters

a Spiked analyte recovery is outside stated control limits.

Laboratory Control Sample / Laboratory Control Sample Duplicate Outlier Report

Method Batch : 7288039 **Analysis Method :** 8081A **Analysis Date :** 10/22/2007

Preparation Batch : 7288039 **Preparation Type :** 3520C **Preparation Date :** 10/15/2007

Lab Reporting Batch : A7J110121 **Lab ID:** STLCAN

			Reported Values		Project Limits (Percent)			
LCS Lab Sample ID	Matrix	Analyte Name	Percent Recovery	RPD	Rejection Point	Lower Limit	Upper Limit	RPD
A7J150000039C	AQ	Endosulfan I	48		30.00	50.00	160.00	30.00

Associated Samples

Client Sample ID	Lab Sample ID
FWGBKGmw-012C-0514-GW	A7J110121011
FWGBKGmw-013C-0515-GW	A7J110121005
FWGBKGmw-017C-0518-GW	A7J110121026
FWGBKGmw-DUP1-0551-GW	A7J110121013
FWGDA2mw-DET1bR-0525-GW	A7J110121003
FWGDETmw-3bR-0526-GW	A7J110121020
FWGDETmw-4bR-0527-GW	A7J110121018
FWGEQUIPRINSE3-0558-GW	A7J110121007
FWGLL12mw-186C-0533-GW	A7J110121024
FWGWBGmw-006C-0548-GW	A7J110121009
FWGWBGmw-007C-0549-GW	A7J110121016
FWGWBGmw-009C-0550-GW	A7J110121001

Scope of Data Qualification: The outlier in the LCS qualifies that analyte in all samples with the same Preparation Batch ID as the LCS

Project Number and Name: 030240.0005 - Ravenna GW

MATRIX SPIKE SAMPLE EVALUATION REPORT

GC Semivolatiles

Client Lot #...: A7J110121 **Work Order #...:** J8NP11AJ-MS **Matrix.....:** WG
MS Lot-Sample #: A7J110121-005 J8NP11AK-MSD
Date Sampled...: 10/10/07 13:15 **Date Received..:** 10/11/07
Prep Date.....: 10/15/07 **Analysis Date..:** 10/22/07
Prep Batch #...: 7288039
Dilution Factor: 2 **Initial Wgt/Vol:** 515 mL **Final Wgt/Vol..:** 5 mL

PARAMETER	PERCENT RECOVERY	RECOVERY LIMITS	RPD	RPD LIMITS	METHOD
alpha-BHC	100	(62 - 133)			SW846 8081A
	102	(62 - 133)	2.2	(0-49)	SW846 8081A
beta-BHC	104	(37 - 157)			SW846 8081A
	105	(37 - 157)	1.0	(0-54)	SW846 8081A
delta-BHC	103	(36 - 176)			SW846 8081A
	105	(36 - 176)	2.0	(0-58)	SW846 8081A
gamma-BHC (Lindane)	**107**	**(30 - 148)**			**SW846 8081A**
	108	**(30 - 148)**	**0.76**	**(0-22)**	**SW846 8081A**
Heptachlor	**100**	**(30 - 150)**			**SW846 8081A**
	98	**(30 - 150)**	**2.2**	**(0-32)**	**SW846 8081A**
Aldrin	**98**	**(30 - 150)**			**SW846 8081A**
	101	**(30 - 150)**	**3.6**	**(0-33)**	**SW846 8081A**
Heptachlor epoxide	108	(57 - 138)			SW846 8081A
	109	(57 - 138)	1.1	(0-54)	SW846 8081A
Endosulfan I	52	(30 - 150)			SW846 8081A
	53	(30 - 150)	2.0	(0-36)	SW846 8081A
Dieldrin	**109**	**(35 - 141)**			**SW846 8081A**
	111	**(35 - 141)**	**1.7**	**(0-37)**	**SW846 8081A**
4,4'-DDE	105	(30 - 146)			SW846 8081A
	105	(30 - 146)	0.24	(0-87)	SW846 8081A
Endrin	**113**	**(30 - 150)**			**SW846 8081A**
	114	**(30 - 150)**	**0.50**	**(0-40)**	**SW846 8081A**
Endosulfan II	66	(30 - 150)			SW846 8081A
	65	(30 - 150)	0.86	(0-87)	SW846 8081A
4,4'-DDD	109	(30 - 150)			SW846 8081A
	107	(30 - 150)	2.3	(0-61)	SW846 8081A
Endosulfan sulfate	103	(47 - 143)			SW846 8081A
	101	(47 - 143)	2.3	(0-53)	SW846 8081A
4,4'-DDT	**103**	**(30 - 150)**			**SW846 8081A**
	97	**(30 - 150)**	**6.4**	**(0-50)**	**SW846 8081A**
Methoxychlor	98	(27 - 178)			SW846 8081A
	92	(27 - 178)	6.6	(0-64)	SW846 8081A
Endrin ketone	106	(45 - 130)			SW846 8081A
	101	(45 - 130)	4.8	(0-55)	SW846 8081A
Endrin aldehyde	108	(30 - 150)			SW846 8081A
	104	(30 - 150)	3.5	(0-97)	SW846 8081A
alpha-Chlordane	106	(38 - 140)			SW846 8081A
	107	(38 - 140)	1.0	(0-55)	SW846 8081A
gamma-Chlordane	115	(36 - 150)			SW846 8081A
	115	(36 - 150)	0.04	(0-57)	SW846 8081A

(Continued on next page)

MATRIX SPIKE SAMPLE EVALUATION REPORT

GC Semivolatiles

Client Lot #...: A7J110121 **Work Order #...:** J8NP11AJ-MS **Matrix.....:** WG
MS Lot-Sample #: A7J110121-005 J8NP11AK-MSD

SURROGATE	PERCENT RECOVERY	RECOVERY LIMITS
Tetrachloro-m-xylene	93	(39 - 130)
	96	(39 - 130)
Decachlorobiphenyl	114	(10 - 147)
	118	(10 - 147)

NOTE(S):

Calculations are performed before rounding to avoid round-off errors in calculated results.

Bold print denotes control parameters

POLYCHLORINATED BIPHENYLS DATA

Environmental Quality Mgt., Inc.

Client Sample ID: FWGWBGmw-009C-0550-GW

GC Semivolatiles

Lot-Sample #...: A7J110121-001 **Work Order #...:** J8NPJ1AG **Matrix.....:** WG
Date Sampled...: 10/10/07 08:50 **Date Received..:** 10/11/07
Prep Date.....: 10/14/07 **Analysis Date..:** 10/17/07
Prep Batch #...: 7286130
Dilution Factor: 1 **Initial Wgt/Vol:** 1040 mL **Final Wgt/Vol..:** 2 mL
Method.....: SW846 8082

PARAMETER	RESULT	REPORTING LIMIT	UNITS	MDL
Aroclor 1016	ND	0.50	ug/L	0.044
Aroclor 1221	ND	0.50	ug/L	0.045
Aroclor 1232	ND	0.50	ug/L	0.073
Aroclor 1242	ND	0.50	ug/L	0.060
Aroclor 1248	ND	0.50	ug/L	0.061
Aroclor 1254	ND	0.50	ug/L	0.032
Aroclor 1260	ND	0.50	ug/L	0.038

SURROGATE	PERCENT RECOVERY	RECOVERY LIMITS
Tetrachloro-m-xylene	79	(27 - 130)
Decachlorobiphenyl	83	(10 - 127)

Environmental Quality Mgt., Inc.

Client Sample ID: FWGDA2mw-DET1bR-0525-GW

GC Semivolatiles

Lot-Sample #...: A7J110121-003 **Work Order #...:** J8NPX1AG **Matrix.....:** WG
Date Sampled...: 10/10/07 11:05 **Date Received..:** 10/11/07
Prep Date.....: 10/14/07 **Analysis Date..:** 10/17/07
Prep Batch #...: 7286130
Dilution Factor: 1 **Initial Wgt/Vol:** 9900 mL **Final Wgt/Vol..:** 2 mL
Method.....: SW846 8082

PARAMETER	RESULT	REPORTING LIMIT	UNITS	MDL
Aroclor 1016	ND	0.50	ug/L	0.044
Aroclor 1221	ND	0.50	ug/L	0.045
Aroclor 1232	ND	0.50	ug/L	0.073
Aroclor 1242	ND	0.50	ug/L	*0.060*
Aroclor 1248	ND	0.50	ug/L	0.061
Aroclor 1254	ND	0.50	ug/L	0.032
Aroclor 1260	ND	*0.50*	ug/L	0.038

SURROGATE	PERCENT RECOVERY	RECOVERY LIMITS
Tetrachloro-m-xylene	79	(27 - 130)
Decachlorobiphenyl	75	(10 - 127)

Environmental Quality Mgt., Inc.

Client Sample ID: FWGBKGmw-013C-0515-GW

GC Semivolatiles

Lot-Sample #...: A7J110121-005	**Work Order #...:** J8NP11AT		**Matrix.....:** WG
Date Sampled...: 10/10/07 13:15	**Date Received..:** 10/11/07		
Prep Date.....: 10/14/07	**Analysis Date..:** 10/17/07		
Prep Batch #...: 7286130			
Dilution Factor: 1	**Initial Wgt/Vol:** 1010 mL		**Final Wgt/Vol..:** 2 mL
	Method.....: SW846 8082		

PARAMETER	RESULT	REPORTING LIMIT	UNITS	MDL
Aroclor 1016	ND	0.50	ug/L	0.044
Aroclor 1221	ND	0.50	ug/L	0.045
Aroclor 1232	ND	0.50	ug/L	0.073
Aroclor 1242	ND	0.50	ug/L	0.060
Aroclor 1248	ND	0.50	ug/L	0.061
Aroclor 1254	ND	0.50	ug/L	0.032
Aroclor 1260	ND	0.50	ug/L	0.038

SURROGATE	PERCENT RECOVERY	RECOVERY LIMITS
Tetrachloro-m-xylene	82	(27 - 130)
Decachlorobiphenyl	56	(10 - 127)

Environmental Quality Mgt., Inc.

Client Sample ID: FWGWBGmw-006C-0548-GW

GC Semivolatiles

Lot-Sample #...: A7J110121-009 **Work Order #...:** J8NQF1AG **Matrix.....:** WG
Date Sampled...: 10/10/07 08:50 **Date Received..:** 10/11/07
Prep Date.....: 10/14/07 **Analysis Date..:** 10/17/07
Prep Batch #...: 7286130
Dilution Factor: 1 **Initial Wgt/Vol:** 980 mL **Final Wgt/Vol..:** 2 mL
Method.....: SW846 8082

PARAMETER	RESULT	REPORTING LIMIT	UNITS	MDL
Aroclor 1016	ND	0.50	ug/L	0.044
Aroclor 1221	ND	0.50	ug/L	0.045
Aroclor 1232	ND	0.50	ug/L	0.073
Aroclor 1242	ND	0.50	ug/L	0.060
Aroclor 1248	ND	0.50	ug/L	0.061
Aroclor 1254	ND	0.50	ug/L	0.032
Aroclor 1260	ND	0.50	ug/L	0.038

SURROGATE	PERCENT RECOVERY	RECOVERY LIMITS
Tetrachloro-m-xylene	85	(27 - 130)
Decachlorobiphenyl	79	(10 - 127)

Environmental Quality Mgt., Inc.

Client Sample ID: FWGEQUIPRINSE3-0558-GW

GC Semivolatiles

Lot-Sample #...: A7J110121-007 **Work Order #...:** J8NP61AG **Matrix.....:** WQ
Date Sampled...: 10/10/07 15:10 **Date Received..:** 10/11/07
Prep Date.....: 10/14/07 **Analysis Date..:** 10/17/07
Prep Batch #...: 7286130
Dilution Factor: 1 **Initial Wgt/Vol:** 990 mL **Final Wgt/Vol..:** 2 mL
Method.....: SW846 8082

PARAMETER	RESULT	REPORTING LIMIT	UNITS	MDL
Aroclor 1016	ND	0.50	ug/L	0.044
Aroclor 1221	ND	0.50	ug/L	0.045
Aroclor 1232	ND	0.50	ug/L	0.073
Aroclor 1242	ND	0.50	ug/L	0.060
Aroclor 1248	ND	0.50	ug/L	0.061
Aroclor 1254	ND	0.50	ug/L	0.032
Aroclor 1260	ND	0.50	ug/L	0.038

SURROGATE	PERCENT RECOVERY	RECOVERY LIMITS
Tetrachloro-m-xylene	80	(27 - 130)
Decachlorobiphenyl	78	(10 - 127)

Environmental Quality Mgt., Inc.

Client Sample ID: FWGBKGmw-012C-0514-GW

GC Semivolatiles

Lot-Sample #...:	A7J110121-011	**Work Order #...:**	J8NQJ1AG	**Matrix.....:**	WG
Date Sampled...:	10/10/07 11:10	**Date Received..:**	10/11/07		
Prep Date.....:	10/14/07	**Analysis Date..:**	10/23/07		
Prep Batch #...:	7286130				
Dilution Factor:	1	**Initial Wgt/Vol:**	1000 mL	**Final Wgt/Vol..:**	2 mL
		Method.....:	SW846 8082		

PARAMETER	RESULT	REPORTING LIMIT	UNITS	MDL
Aroclor 1016	ND	0.50	ug/L	0.044
Aroclor 1221	ND	0.50	ug/L	0.045
Aroclor 1232	ND	0.50	ug/L	0.073
Aroclor 1242	ND	0.50	ug/L	0.060
Aroclor 1248	ND	0.50	ug/L	0.061
Aroclor 1254	ND	0.50	ug/L	0.032
Aroclor 1260	ND	0.50	ug/L	0.038

SURROGATE	PERCENT RECOVERY	RECOVERY LIMITS
Tetrachloro-m-xylene	96	(27 - 130)
Decachlorobiphenyl	40	(10 - 127)

Environmental Quality Mgt., Inc.

Client Sample ID: FWGBKGmw-DUP1-0551-GW

GC Semivolatiles

Lot-Sample #...: A7J110121-013 **Work Order #...:** J8NQQ1AG **Matrix.....:** WG
Date Sampled...: 10/10/07 12:36 **Date Received..:** 10/11/07
Prep Date.....: 10/14/07 **Analysis Date..:** 10/17/07
Prep Batch #...: 7286130
Dilution Factor: 1 **Initial Wgt/Vol:** 1000 mL **Final Wgt/Vol..:** 2 mL
Method.....: SW846 8082

PARAMETER	RESULT	REPORTING LIMIT	UNITS	MDL
Aroclor 1016	ND	0.50	ug/L	0.044
Aroclor 1221	ND	0.50	ug/L	0.045
Aroclor 1232	ND	0.50	ug/L	0.073
Aroclor 1242	ND	0.50	ug/L	0.060
Aroclor 1248	ND	0.50	ug/L	0.061
Aroclor 1254	ND	0.50	ug/L	0.032
Aroclor 1260	ND	0.50	ug/L	0.038

SURROGATE	PERCENT RECOVERY	RECOVERY LIMITS
Tetrachloro-m-xylene	77	(27 - 130)
Decachlorobiphenyl	26	(10 - 127)

Environmental Quality Mgt., Inc.

Client Sample ID: FWGWBGmw-007C-0549-GW

GC Semivolatiles

Lot-Sample #...:	A7J110121-016	**Work Order #...:**	J8NQ21AG	**Matrix.....:**	WG
Date Sampled...:	10/10/07 09:00	**Date Received..:**	10/11/07		
Prep Date.....:	10/14/07	**Analysis Date..:**	10/17/07		
Prep Batch #...:	7286130				
Dilution Factor:	1	**Initial Wgt/Vol:**	900 mL	**Final Wgt/Vol..:**	2 mL
		Method.....:	SW846 8082		

PARAMETER	RESULT	REPORTING LIMIT	UNITS	MDL
Aroclor 1016	ND	0.50	ug/L	0.044
Aroclor 1221	ND	0.50	ug/L	0.045
Aroclor 1232	ND	0.50	ug/L	0.073
Aroclor 1242	ND	0.50	ug/L	0.060
Aroclor 1248	ND	0.50	ug/L	0.061
Aroclor 1254	ND	0.50	ug/L	0.032
Aroclor 1260	ND	0.50	ug/L	0.038

SURROGATE	PERCENT RECOVERY	RECOVERY LIMITS
Tetrachloro-m-xylene	79	(27 - 130)
Decachlorobiphenyl	53	(10 - 127)

Environmental Quality Mgt., Inc.

Client Sample ID: FWGDETmw-4bR-0527-GW

GC Semivolatiles

Lot-Sample #...: A7J110121-018	**Work Order #...:** J8NRP1AG	**Matrix.....:** WG	
Date Sampled...: 10/10/07 10:40	**Date Received..:** 10/11/07		
Prep Date.....: 10/14/07	**Analysis Date..:** 10/17/07		
Prep Batch #...: 7286130			
Dilution Factor: 1	**Initial Wgt/Vol:** 680 mL	***Final* Wgt/Vol...:** 2 mL	
	Method.....: SW846 8082		

PARAMETER	RESULT	REPORTING LIMIT	UNITS	MDL
Aroclor 1016	ND	0.50	ug/L	0.044
Aroclor 1221	ND	0.50	ug/L	0.045
Aroclor 1232	ND	0.50	ug/L	0.073
Aroclor 1242	ND	0.50	ug/L	0.060
Aroclor 1248	ND	0.50	ug/L	0.061
Aroclor 1254	ND	0.50	ug/L	0.032
Aroclor 1260	ND	0.50	ug/L	0.038

SURROGATE	PERCENT RECOVERY	RECOVERY LIMITS
Tetrachloro-m-xylene	78	(27 - 130)
Decachlorobiphenyl	61	(10 - 127)

Environmental Quality Mgt., Inc.

Client Sample ID: FWGDETmw-3bR-0526-GW

GC Semivolatiles

Lot-Sample #...: A7J110121-020 **Work Order #...:** J8NRX1AG **Matrix.....:** WG
Date Sampled...: 10/10/07 11:00 **Date Received..:** 10/11/07
Prep Date.....: 10/14/07 **Analysis Date..:** 10/17/07
Prep Batch #...: 7286130
Dilution Factor: 1 **Initial Wgt/Vol:** 890 mL **Final Wgt/Vol..:** 2 mL
Method.....: SW846 8082

PARAMETER	RESULT	REPORTING LIMIT	UNITS	MDL
Aroclor 1016	ND	0.50	ug/L	0.044
Aroclor 1221	ND	0.50	ug/L	0.045
Aroclor 1232	ND	0.50	ug/L	0.073
Aroclor 1242	ND	0.50	ug/L	0.060
Aroclor 1248	ND	0.50	ug/L	0.061
Aroclor 1254	ND	0.50	ug/L	0.032
Aroclor 1260	ND	0.50	ug/L	0.038

SURROGATE	PERCENT RECOVERY	RECOVERY LIMITS
Tetrachloro-m-xylene	87	(27 - 130)
Decachlorobiphenyl	89	(10 - 127)

Environmental Quality Mgt., Inc.

Client Sample ID: FWGLL12mw-186C-0533-GW

GC Semivolatiles

Lot-Sample #...: A7J110121-024 **Work Order #...:** J8NR91AG **Matrix.....:** WG
Date Sampled...: 10/10/07 13:50 **Date Received..:** 10/11/07
Prep Date.....: 10/14/07 **Analysis Date..:** 10/17/07
Prep Batch #...: 7286130
Dilution Factor: 1 **Initial Wgt/Vol:** 960 mL **Final Wgt/Vol..:** 2 mL
Method.....: SW846 8082

PARAMETER	RESULT	REPORTING LIMIT	UNITS	MDL
Aroclor 1016	ND	0.50	ug/L	0.044
Aroclor 1221	ND	0.50	ug/L	0.045
Aroclor 1232	ND	0.50	ug/L	0.073
Aroclor 1242	ND	0.50	ug/L	0.060
Aroclor 1248	ND	0.50	ug/L	0.061
Aroclor 1254	ND	0.50	ug/L	0.032
Aroclor 1260	ND	0.50	ug/L	0.038

SURROGATE	PERCENT RECOVERY	RECOVERY LIMITS
Tetrachloro-m-xylene	86	(27 - 130)
Decachlorobiphenyl	42	(10 - 127)

Environmental Quality Mgt., Inc.

Client Sample ID: FWGBKGmw-017C-0518-GW

GC Semivolatiles

Lot-Sample #...:	A7J110121-026	**Work Order #...:**	J8NTJ1AG	**Matrix.....:**	WG
Date Sampled...:	10/10/07 16:10	**Date Received..:**	10/11/07		
Prep Date.....:	10/14/07	**Analysis Date..:**	10/17/07		
Prep Batch #...:	7286130				
Dilution Factor:	1	**Initial Wgt/Vol:**	1000 mL	**Final Wgt/Vol..:**	2 mL
		Method.....:	SW846 8082		

PARAMETER	RESULT	REPORTING LIMIT	UNITS	MDL
Aroclor 1016	ND	0.50	ug/L	0.044
Aroclor 1221	ND	0.50	ug/L	0.045
Aroclor 1232	ND	0.50	ug/L	0.073
Aroclor 1242	ND	0.50	ug/L	0.060
Aroclor 1248	ND	0.50	ug/L	0.061
Aroclor 1254	ND	0.50	ug/L	0.032
Aroclor 1260	ND	0.50	ug/L	0.038

SURROGATE	PERCENT RECOVERY	RECOVERY LIMITS
Tetrachloro-m-xylene	80	(27 - 130)
Decachlorobiphenyl	70	(10 - 127)

FORM 8
SEMIVOLATILE ANALYTICAL SEQUENCE

Lab Name: TESTAMERICA-NORTH CANTON Contract:

Lab Code: TALCAN Case No.: SAS No.: SDG No.: A7J110121

GC Column: RESTEK PEST CLPI ID: 0.53 (mm) Init. Calib. Date(s): 09/14/07 10/10/07

Instrument ID: A2HP10

THE ANALYTICAL SEQUENCE OF PERFORMANCE EVALUATION MIXTURES, BLANKS, SAMPLES, AND STANDARDS IS GIVEN BELOW:

MEAN SURROGATE RT FROM INITIAL CALIBRATION
S1 : 1.27 S2 : 6.87

	CLIENT SAMPLE NO.	LAB SAMPLE ID	DATE ANALYZED	TIME ANALYZED	S1 RT	#	S2 RT	#
01		E142	10/17/07	1351	1.27		6.87	
02		MRL	10/17/07	1508	1.27		6.87	
03	FWGWBGMW-009	J8NPJ1AG	10/17/07	1523	1.27		6.87	
04	FWGDA2MW-DET	J8NPX1AG	10/17/07	1538	1.27		6.87	
05	FWGBKGMW-013	J8NP11AT	10/17/07	1554	1.27		6.87	
06	FWGBKGMW-013	J8NP11AU	10/17/07	1609	1.27		6.87	
07	FWGBKGMW-013	J8NP11AV	10/17/07	1624	1.27		6.87	
08	FWGEQUIPRINS	J8NP61AG	10/17/07	1639	1.27		6.87	
09	FWGWBGMW-006	J8NQF1AG	10/17/07	1654	1.27		6.87	
10	FWGBKGMW-DUP	J8NQQ1AG	10/17/07	1725	1.27		6.87	
11	FWGWBGMW-007	J8NQ21AG	10/17/07	1740	1.27		6.87	
12	FWGDETMW-4BR	J8NRP1AG	10/17/07	1755	1.27		6.87	
13	FWGDETMW-3BR	J8NRX1AG	10/17/07	1811	1.27		6.87	
14	FWGLL12MW-18	J8NR91AG	10/17/07	1826	1.27		6.87	
15	FWGBKGMW-017	J8NTJ1AG	10/17/07	1841	1.27		6.87	
16	J8XVGBLK	J8XVG1AA	10/17/07	1857	1.27		6.87	
17	J8XVGCHK	J8XVG1AC	10/17/07	1912	1.27		6.87	
18		E142	10/17/07	1927	1.27		6.87	
19		MRL	10/18/07	0653	1.27		6.87	
20								
21								
22								
23								
24								
25								
26								
27								
28								
29								
30								
31								
32								

QC LIMITS

S1 = TCMX (+/- 0.10 MINUTES)
S2 = DCB (+/- 0.10 MINUTES)

Column used to flag retention time values with an asterisk.
* Values outside of QC limits.

Data File: \\cansvr11\DD\chem\GCS\a2hp10.i\71017-1.b\007F0701.D
Report Date: 18-Oct-2007 10:16

STL North Canton

CONTINUING CALIBRATION COMPOUNDS

Instrument ID: a2hp10.i Injection Date: 17-OCT-2007 15:08
Lab File ID: 007F0701.D Init. Cal. Date(s): 14-SEP-2007 10-OCT-2007
Analysis Type: Init. Cal. Times: 15:17 01:35
Lab Sample ID: MRL Quant Type: ESTD
Method: \\CANSVR11\dd\chem\GCS\a2hp10.i\71017-1.b\PCB10.m

COMPOUND	RRF / AMOUNT	RF0.050	MIN RRF	%D / %DRIFT	MAX %D / %DRIFT	CURVE TYPE	
$ 1 TCMX	68357827	71536800	0.010	-4.65049	15.00000	Averaged	
3 AROCLOR-1016(1)	645798	751740	0.010	-16.40484	15.00000	Averaged	<-
(2)	1040548	1252280	0.010	-20.34814	15.00000	Averaged	<-
(3)	1915147	2137560	0.010	-11.61339	15.00000	Averaged	
(4)	691439	1164360	0.010	-68.39674	15.00000	Averaged	<-
(5)	766782	1282900	0.010	-67.30961	15.00000	Averaged	<-
8 AROCLOR-1260(1)	2917872	4336820	0.010	-48.62953	15.00000	Averaged	<-
(2)	5294624	8405420	0.010	-58.75385	15.00000	Averaged	<-
(3)	4946867	8523840	0.010	-72.30783	15.00000	Averaged	<-
(4)	6902009	8744360	0.010	-26.69296	15.00000	Averaged	<-
(5)	3405831	5226880	0.010	-53.46859	15.00000	Averaged	<-
$ 12 DCB	63714037	83009600	0.010	-30.28463	15.00000	Averaged	<-

34.8

51.97

Data File: \\cansvr11\DD\chem\GCS\a2hp10.i\71017-1.b\069F6901.D
Report Date: 18-Oct-2007 10:16

STL North Canton

CONTINUING CALIBRATION COMPOUNDS

Instrument ID: a2hp10.i Injection Date: 18-OCT-2007 06:53
Lab File ID: 069F6901.D Init. Cal. Date(s): 14-SEP-2007 10-OCT-2007
Analysis Type: Init. Cal. Times: 15:17 01:35
Lab Sample ID: MRL Quant Type: ESTD
Method: \\CANSVR11\dd\chem\GCS\a2hp10.i\71017-1.b\PCB10.m

COMPOUND	RRF / AMOUNT	RF0.050	MIN RRF	%D / %DRIFT	MAX %D / %DRIFT	CURVE TYPE	
$ 1 TCMX	68357827	77581200	0.010	-13.49278	15.00000	Averaged	
3 AROCLOR-1016(1)	645798	773060	0.010	-19.70618	15.00000	Averaged	<-
(2)	1040548	1238560	0.010	-19.02961	15.00000	Averaged	<-
(3)	1915147	2134600	0.010	-11.45884	15.00000	Averaged	
(4)	691439	888920	0.010	-28.56095	15.00000	Averaged	<-
(5)	766782	981420	0.010	-27.99205	15.00000	Averaged	<-
8 AROCLOR-1260(1)	2917872	3699240	0.010	-26.77868	15.00000	Averaged	<-
(2)	5294624	6938660	0.010	-31.05104	15.00000	Averaged	<-
(3)	4946867	5877160	0.010	-18.80569	15.00000	Averaged	<-
(4)	6902009	8692500	0.010	-25.94159	15.00000	Averaged	<-
(5)	3405831	4434100	0.010	-30.19145	15.00000	Averaged	<-
$ 12 DCB	63714037	85351600	0.010	-33.96043	15.00000	Averaged	<-

21.3

26.55

FORM 8
SEMIVOLATILE ANALYTICAL SEQUENCE

Lab Name: TESTAMERICA-NORTH CANTON Contract:

Lab Code: TALCAN Case No.: SAS No.: SDG No.: A7J110121

GC Column: RESTEK PEST CLPI ID: 0.53 (mm) Init. Calib. Date(s): 09/14/07 10/10/07

Instrument ID: A2HP10

THE ANALYTICAL SEQUENCE OF PERFORMANCE EVALUATION MIXTURES, BLANKS, SAMPLES, AND STANDARDS IS GIVEN BELOW:

MEAN SURROGATE RT FROM INITIAL CALIBRATION
S1 : 1.27 S2 : 6.87

	CLIENT SAMPLE NO.	LAB SAMPLE ID	DATE ANALYZED	TIME ANALYZED	S1 RT #	S2 RT #
01		E178	10/23/07	2219	1.27	6.87
02		MRL	10/23/07	2234	1.27	6.87
03	FWGBKGMW-012	J8NQJ1AG	10/23/07	2249	1.27	6.87
04		MRL	10/23/07	2304	1.27	6.87
05		E178	10/23/07	2320	1.27	6.87
06						
07						
08						
09						
10						
11						
12						
13						
14						
15						
16						
17						
18						
19						
20						
21						
22						
23						
24						
25						
26						
27						
28						
29						
30						
31						
32						

QC LIMITS

S1 = TCMX (+/- 0.10 MINUTES)
S2 = DCB (+/- 0.10 MINUTES)

Column used to flag retention time values with an asterisk.
* Values outside of QC limits.

Data File: \\cansvr11\DD\chem\GCS\a2hp10.i\71023-1.b\061F6101.D
Report Date: 24-Oct-2007 12:49

STL North Canton

CONTINUING CALIBRATION COMPOUNDS

Instrument ID: a2hp10.i Injection Date: 23-OCT-2007 22:34
Lab File ID: 061F6101.D Init. Cal. Date(s): 14-SEP-2007 10-OCT-2007
Analysis Type: Init. Cal. Times: 15:17 01:35
Lab Sample ID: MRL Quant Type: ESTD
Method: \\CANSVR11\dd\chem\GCS\a2hp10.i\71023-1.b\PCB10.m

COMPOUND	RRF / AMOUNT	RF0.050	MIN RRF	%D / %DRIFT	MAX %D / %DRIFT	CURVE TYPE	
$ 1 TCMX	68357827	76956400	0.010	-12.57877	15.00000	Averaged	
3 AROCLOR-1016(1)	645798	1033780	0.010	-60.07794	15.00000	Averaged	<-
(2)	1040548	1326340	0.010	-27.46555	15.00000	Averaged	<-
(3)	1915147	2092320	0.010	-9.25117	15.00000	Averaged	
(4)	691439	851140	0.010	-23.09698	15.00000	Averaged	<-
(5)	766782	876160	0.010	-14.26455	15.00000	Averaged	
8 AROCLOR-1260(1)	2917872	3315240	0.010	-13.61840	15.00000	Averaged	
(2)	5294624	6640360	0.010	-25.41702	15.00000	Averaged	<-
(3)	4946867	5514260	0.010	-11.46973	15.00000	Averaged	
(4)	6902009	7661680	0.010	-11.00652	15.00000	Averaged	
(5)	3405831	3894820	0.010	-14.35742	15.00000	Averaged	
$ 12 DCB	63714037	76238000	0.010	-19.65652	15.00000	Averaged	<-

2 of 8

Data File: \\cansvr11\DD\chem\GCS\a2hp10.i\71023-1.b\063F6301.D
Report Date: 24-Oct-2007 12:49

STL North Canton

CONTINUING CALIBRATION COMPOUNDS

Instrument ID: a2hp10.i Injection Date: 23-OCT-2007 23:04
Lab File ID: 063F6301.D Init. Cal. Date(s): 14-SEP-2007 10-OCT-2007
Analysis Type: Init. Cal. Times: 15:17 01:35
Lab Sample ID: MRL Quant Type: ESTD
Method: \\CANSVR11\dd\chem\GCS\a2hp10.i\71023-1.b\PCB10.m

COMPOUND	RRF / AMOUNT	RF0.050	MIN RRF	%D / %DRIFT	MAX %D / %DRIFT	CURVE TYPE	
$ 1 TCMX	68357827	73900400	0.010	-8.10818	15.00000	Averaged	
3 AROCLOR-1016(1)	645798	1184500	0.010	-83.41651	15.00000	Averaged	<-
(2)	1040548	1357720	0.010	-30.48127	15.00000	Averaged	<-
(3)	1915147	2318440	0.010	-21.05810	15.00000	Averaged	<-
(4)	691439	919280	0.010	-32.95179	15.00000	Averaged	<-
(5)	766782	967520	0.010	-26.17928	15.00000	Averaged	<-
8 AROCLOR-1260(1)	2917872	3588780	0.010	-22.99304	15.00000	Averaged	<-
(2)	5294624	6049380	0.010	-14.25513	15.00000	Averaged	
(3)	4946867	5678000	0.010	-14.77971	15.00000	Averaged	
(4)	6902009	7427080	0.010	-7.60751	15.00000	Averaged	
(5)	3405831	3889360	0.010	-14.19711	15.00000	Averaged	
$ 12 DCB	63714037	80944400	0.010	-27.04328	15.00000	Averaged	<-

38.8

14.8

METHOD BLANK REPORT

GC Semivolatiles

Client Lot #...: A7J110121 **Work Order #...:** J8XVG1AA **Matrix.....:** WATER
MB Lot-Sample #: A7J130000-130

Prep Date.....: 10/14/07 **Final Wgt/Vol..:** 2 mL
Analysis Date..: 10/17/07 **Prep Batch #...:** 7286130
Dilution Factor: 1 **Initial Wgt/Vol:** 1000 mL

PARAMETER	RESULT	REPORTING LIMIT	UNITS	METHOD
Aroclor 1016	ND	0.50	ug/L	SW846 8082
Aroclor 1221	ND	0.50	ug/L	SW846 8082
Aroclor 1232	ND	0.50	ug/L	SW846 8082
Aroclor 1242	ND	0.50	ug/L	SW846 8082
Aroclor 1248	ND	0.50	ug/L	SW846 8082
Aroclor 1254	ND	0.50	ug/L	SW846 8082
Aroclor 1260	ND	0.50	ug/L	SW846 8082

SURROGATE	PERCENT RECOVERY	RECOVERY LIMITS
Tetrachloro-m-xylene	84	(27 - 130)
Decachlorobiphenyl	83	(10 - 127)

NOTE(S):

Calculations are performed before rounding to avoid round-off errors in calculated results.

LABORATORY CONTROL SAMPLE EVALUATION REPORT

GC Semivolatiles

Client Lot #...: A7J110121 **Work Order #...:** J8XVG1AC **Matrix.....:** WATER
LCS Lot-Sample#: A7J130000-130
Prep Date.....: 10/14/07 **Analysis Date..:** 10/17/07
Prep Batch #...: 7286130
Dilution Factor: 5 **Final Wgt/Vol..:** 2 mL
Initial Wgt/Vol: 1000 mL

PARAMETER	PERCENT RECOVERY	RECOVERY LIMITS	METHOD
Aroclor 1016	**103**	**(44 - 119)**	**SW846 8082**
Aroclor 1260	**104**	**(41 - 118)**	**SW846 8082**

SURROGATE	PERCENT RECOVERY	RECOVERY LIMITS
Tetrachloro-m-xylene	101	(27 - 130)
Decachlorobiphenyl	53	(10 - 127)

NOTE(S):

Calculations are performed before rounding to avoid round-off errors in calculated results.

Bold print denotes control parameters

MATRIX SPIKE SAMPLE EVALUATION REPORT

GC Semivolatiles

Client Lot #...: A7J110121 **Work Order #...:** J8NP11AU-MS **Matrix.....:** WG
MS Lot-Sample #: A7J110121-005 J8NP11AV-MSD
Date Sampled...: 10/10/07 13:15 **Date Received..:** 10/11/07
Prep Date.....: 10/14/07 **Analysis Date..:** 10/17/07
Prep Batch #...: 7286130
Dilution Factor: 5 **Initial Wgt/Vol:** 520 mL **Final Wgt/Vol..:** 2 mL

PARAMETER	PERCENT RECOVERY	RECOVERY LIMITS	RPD	RPD LIMITS	METHOD
Aroclor 1016	**96**	**(10 - 166)**			**SW846 8082**
	92	**(10 - 166)**	**4.6**	**(0-30)**	**SW846 8082**
Aroclor 1260	**99**	**(21 - 140)**			**SW846 8082**
	94	**(21 - 140)**	**4.8**	**(0-30)**	**SW846 8082**

SURROGATE	PERCENT RECOVERY	RECOVERY LIMITS
Tetrachloro-m-xylene	98	(27 - 130)
	86	(27 - 130)
Decachlorobiphenyl	98	(10 - 127)
	91	(10 - 127)

NOTE(S):

Calculations are performed before rounding to avoid round-off errors in calculated results.

Bold print denotes control parameters

Surrogate Recovery Outlier Report

Lab Report Batch: A7J110121 **Lab ID:** STLCAN

Client Sample ID	Lab Sample ID	Analysis Method	Dilution	Matrix	Surrogate	Percent Recovery	Criteria (percent) Lower Limit	Upper Limit	Reject Point	Associated Target Analytes
FWGBKGmw-012C-0514-GW	A7J110121011	8081A	1	AQ	Decachlorobiphenyl	35	50.0	150.0	10.0	All Target
		8082			Decachlorobiphenyl	40	50.0	150.0	10.0	All Target
FWGBKGmw-013C-0515-GW	A7J110121005	8270C	1	AQ	2-Fluorophenol	25	50.0	150.0	10.0	Acid
					Phenol-d5	47	50.0	150.0	10.0	Acid
					2-Fluorobiphenyl	43	50.0	150.0	10.0	Base/Neutral
					Nitrobenzene-d5	46	50.0	150.0	10.0	Base/Neutral
FWGBKGmw-DUP1-0551-GW	A7J110121013	8081A	1	AQ	Decachlorobiphenyl	35	50.0	150.0	10.0	All Target
		8082			Decachlorobiphenyl	26	50.0	150.0	10.0	All Target
FWGLL12mw-186C-0533-GW	A7J110121024	8081A	1	AQ	Decachlorobiphenyl	44	50.0	150.0	10.0	All Target
		8082			Decachlorobiphenyl	42	50.0	150.0	10.0	All Target

METALS DATA

Environmental Quality Mgt., Inc.

Client Sample ID: FWGWBGmw-009C-0550-GF

TOTAL Metals

Lot-Sample #...: A7J110121-002 **Matrix.....:** WG
Date Sampled...: 10/10/07 08:50 **Date Received..:** 10/11/07

PARAMETER	RESULT	REPORTING LIMIT	UNITS	METHOD	PREPARATION-ANALYSIS DATE	WORK ORDER #
Prep Batch #...: 7285017						
Silver	ND	5.0	ug/L	SW846 6010B	10/12/07	J8NPW1AX
		Dilution Factor: 1		Analysis Time..: 17:12	Analyst ID.....: 001644	
		Instrument ID..: I5		MDL.....: 2.2		
Aluminum	ND	50.0	ug/L	SW846 6020	10/12-10/18/07	J8NPW1AA
		Dilution Factor: 1		Analysis Time..: 13:34	Analyst ID.....: 002260	
		Instrument ID..: I7		MDL.....: 9.3		
Arsenic	ND	5.0	ug/L	SW846 6010B	10/12/07	J8NPW1AJ
		Dilution Factor: 1		Analysis Time..: 17:12	Analyst ID.....: 001644	
		Instrument ID..: I5		MDL.....: 3.2		
Barium	**14.0**	**10.0**	**ug/L**	**SW846 6010B**	**10/12/07**	**J8NPW1AN**
		Dilution Factor: 1		Analysis Time..: 17:12	Analyst ID.....: 001644	
		Instrument ID..: I5		MDL.....: 0.67		
Beryllium	ND	1.0	ug/L	SW846 6020	10/12-10/18/07	J8NPW1AD
		Dilution Factor: 1		Analysis Time..: 16:44	Analyst ID.....: 002260	
		Instrument ID..: I7		MDL.....: 0.20		
Calcium	**78300**	**1000**	**ug/L**	**SW846 6010B**	**10/12/07**	**J8NPW1AP**
		Dilution Factor: 1		Analysis Time..: 17:12	Analyst ID.....: 001644	
		Instrument ID..: I5		MDL.....: 130		
Cadmium	ND	0.50	ug/L	SW846 6020	10/12-10/18/07	J8NPW1AE
		Dilution Factor: 1		Analysis Time..: 13:34	Analyst ID.....: 002260	
		Instrument ID..: I7		MDL.....: 0.092		
Cobalt	ND	5.0	ug/L	SW846 6010B	10/12/07	J8NPW1AQ
		Dilution Factor: 1		Analysis Time..: 17:12	Analyst ID.....: 001644	
		Instrument ID..: I5		MDL.....: 1.7		
Chromium	ND	5.0	ug/L	SW846 6010B	10/12/07	J8NPW1A2
		Dilution Factor: 1		Analysis Time..: 17:12	Analyst ID.....: 001644	
		Instrument ID..: I5		MDL.....: 2.2		
Copper	ND	5.0	ug/L	SW846 6010B	10/12/07	J8NPW1AR
		Dilution Factor: 1		Analysis Time..: 17:12	Analyst ID.....: 001644	
		Instrument ID..: I5		MDL.....: 4.5		

(Continued on next page)

Environmental Quality Mgt., Inc.

Client Sample ID: FWGWBGmw-009C-0550-GF

TOTAL Metals

Lot-Sample #...: A7J110121-002 **Matrix.....:** WG

PARAMETER	RESULT	REPORTING LIMIT	UNITS	METHOD	PREPARATION-ANALYSIS DATE	WORK ORDER #
Iron	**244**	**20.0**	**ug/L**	***SW846 6020***	**10/12-10/18/07**	**J8NPW1AF**
		Dilution Factor: 1		Analysis Time..: 13:34	Analyst ID.....: 002260	
		Instrument ID..: I7		MDL.....: 15.0		
Mercury	ND	0.20	ug/L	SW846 7470A	10/12-10/15/07	J8NPW1AM
		Dilution Factor: 1		Analysis Time..: 14:42	Analyst ID.....: 001086	
		Instrument ID..: H4		MDL.....: 0.090		
Potassium	**878 B,J**	**1000**	**ug/L**	**SW846 6010B**	**10/12/07**	**J8NPW1AW**
		Dilution Factor: 1		Analysis Time..: 17:12	Analyst ID.....: 001644	
		Instrument ID..: I5		MDL.....: 72.0		
Magnesium	**24200**	**1000**	**ug/L**	**SW846 6010B**	**10/12/07**	**J8NPW1AT**
		Dilution Factor: 1		Analysis Time..: 17:12	Analyst ID.....: 001644	
		Instrument ID..: I5		MDL.....: 34.0		
Manganese	**12.3 J**	**10.0**	**ug/L**	**SW846 6010B**	**10/12/07**	**J8NPW1AU**
		Dilution Factor: 1		Analysis Time..: 17:12	Analyst ID.....: 001644	
		Instrument ID..: I5		MDL.....: 0.41		
Sodium	***4080***	**1000**	**ug/L**	**SW846 6010B**	**10/12/07**	**J8NPW1A0**
		Dilution Factor: 1		Analysis Time..: 17:12	Analyst ID.....: 001644	
		Instrument ID..: I5		MDL.....: 590		
Nickel	ND	10.0	ug/L	SW846 6010B	10/12/07	J8NPW1AV
		Dilution Factor: 1		Analysis Time..: 17:12	Analyst ID.....: 001644	
		Instrument ID..: I5		MDL.....: 3.2		
Lead	ND	3.0	ug/L	SW846 6010B	10/12/07	J8NPW1AK
		Dilution Factor: 1		Analysis Time..: 17:12	Analyst ID.....: 001644	
		Instrument ID..: I5		MDL.....: 1.9		
Antimony	**0.24 B**	**2.0**	**ug/L**	**SW846 6020**	**10/12-10/18/07**	**J8NPW1AC**
		Dilution Factor: 1		Analysis Time..: 13:34	Analyst ID.....: 002260	
		Instrument ID..: I7		MDL.....: 0.13		
Selenium	ND	5.0	ug/L	SW846 6010B	10/12/07	J8NPW1AL
		Dilution Factor: 1		Analysis Time..: 17:12	Analyst ID.....: 001644	
		Instrument ID..: I5		MDL.....: 4.1		

(Continued on next page)

Environmental Quality Mgt., Inc.

Client Sample ID: FWGWBGmw-009C-0550-GF

TOTAL Metals

Lot-Sample #...: A7J110121-002 **Matrix.....:** WG

PARAMETER	RESULT	REPORTING LIMIT	UNITS	METHOD	PREPARATION-ANALYSIS DATE	WORK ORDER #
Thallium	ND	1.0	ug/L	SW846 6020	10/12-10/18/07	J8NPW1AG
		Dilution Factor: 1		Analysis Time..: 13:34	Analyst ID.....: 002260	
		Instrument ID..: I7		MDL.....: 0.14		
Vanadium	ND	10.0	ug/L	SW846 6010B	10/12/07	J8NPW1A1
		Dilution Factor: 1		Analysis Time..: 17:12	Analyst ID.....: 001644	
		Instrument ID..: I5		MDL.....: 0.64		
Zinc	**2.4 B**	**10.0**	**ug/L**	**SW846 6020**	**10/12-10/18/07**	**J8NPW1AH**
		Dilution Factor: 1		Analysis Time..: 13:34	Analyst ID.....: 002260	
		Instrument ID..: I7		MDL.....: 2.0		

NOTE(S):

B Estimated result. Result is less than RL.

J Method blank contamination. The associated method blank contains the target analyte at a reportable level.

Environmental Quality Mgt., Inc.

Client Sample ID: FWGDA2mw-DET1bR-0525-GF

TOTAL Metals

Lot-Sample #...: A7J110121-004 **Matrix.....:** WG
Date Sampled...: 10/10/07 11:05 **Date Received..:** 10/11/07

PARAMETER	RESULT	REPORTING LIMIT	UNITS	METHOD	PREPARATION-ANALYSIS DATE	WORK ORDER #
Prep Batch #...: 7285017						
Silver	ND	5.0	ug/L	SW846 6010B	10/12/07	J8NP01A3
		Dilution Factor: 1		Analysis Time..: 17:17	Analyst ID.....: 001644	
		Instrument ID..: I5		MDL.....: 2.2		
Aluminum	ND	50.0	ug/L	SW846 6020	10/12-10/18/07	J8NP01AF
		Dilution Factor: 1		Analysis Time..: 13:38	Analyst ID.....: 002260	
		Instrument ID..: I7		MDL.....: 9.3		
Arsenic	**6.4**	**5.0**	**ug/L**	**SW846 6010B**	**10/12/07**	**J8NP01AN**
		Dilution Factor: 1		Analysis Time..: 17:17	Analyst ID.....: 001644	
		Instrument ID..: I5		MDL.....: 3.2		
Barium	**37.8**	**10.0**	**ug/L**	**SW846 6010B**	**10/12/07**	**J8NP01AT**
		Dilution Factor: 1		Analysis Time..: 17:17	Analyst ID.....: 001644	
		Instrument ID..: I5		MDL.....: 0.67		
Beryllium	ND	1.0	ug/L	SW846 6020	10/12-10/18/07	J8NP01AH
		Dilution Factor: 1		Analysis Time..: 16:48	Analyst ID.....: 002260	
		Instrument ID..: I7		MDL.....: 0.20		
Calcium	**91100**	**1000**	**ug/L**	**SW846 6010B**	**10/12/07**	**J8NP01AU**
		Dilution Factor: 1		Analysis Time..: 17:17	Analyst ID.....: 001644	
		Instrument ID..: I5		MDL.....: 130		
Cadmium	ND	0.50	ug/L	SW846 6020	10/12-10/18/07	J8NP01AJ
		Dilution Factor: 1		Analysis Time..: 13:38	Analyst ID.....: 002260	
		Instrument ID..: I7		MDL.....: 0.092		
Cobalt	ND	5.0	ug/L	SW846 6010B	10/12/07	J8NP01AV
		Dilution Factor: 1		Analysis Time..: 17:17	Analyst ID.....: 001644	
		Instrument ID..: I5		MDL.....: 1.7		
Chromium	ND	5.0	ug/L	SW846 6010B	10/12/07	J8NP01AD
		Dilution Factor: 1		Analysis Time..: 17:17	Analyst ID.....: 001644	
		Instrument ID..: I5		MDL.....: 2.2		
Copper	ND	5.0	ug/L	SW846 6010B	10/12/07	J8NP01AW
		Dilution Factor: 1		Analysis Time..: 17:17	Analyst ID.....: 001644	
		Instrument ID..: I5		MDL.....: 4.5		

(Continued on next page)

Environmental Quality Mgt., Inc.

Client Sample ID: FWGDA2mw-DET1bR-0525-GF

TOTAL Metals

Lot-Sample #...: A7J110121-004 **Matrix.....:** WG

PARAMETER	RESULT	REPORTING LIMIT	UNITS	METHOD	PREPARATION-ANALYSIS DATE	WORK ORDER #
Iron	**1800**	**20.0**	**ug/L**	***SW846 6020***	**10/12-10/18/07**	**J8NP01AK**
		Dilution Factor: 1		Analysis Time..: 13:38	Analyst ID.....: 002260	
		Instrument ID..: I7		MDL.....: 15.0		
Mercury	ND	0.20	ug/L	SW846 7470A	10/12-10/15/07	J8NP01AR
		Dilution Factor: 1		Analysis Time..: 14:57	Analyst ID.....: 001086	
		Instrument ID..: H4		MDL.....: 0.090		
Potassium	**1770 J**	**1000**	**ug/L**	**SW846 6010B**	**10/12/07**	**J8NP01A2**
		Dilution Factor: 1		Analysis Time..: 17:17	Analyst ID.....: 001644	
		Instrument ID..: I5		MDL.....: 72.0		
Magnesium	**30400**	**1000**	**ug/L**	**SW846 6010B**	**10/12/07**	**J8NP01AX**
		Dilution Factor: 1		Analysis Time..: 17:17	Analyst ID.....: 001644	
		Instrument ID..: I5		MDL.....: 34.0		
Manganese	**203 J**	**10.0**	**ug/L**	**SW846 6010B**	**10/12/07**	**J8NP01A0**
		Dilution Factor: 1		Analysis Time..: 17:17	Analyst ID.....: 001644	
		Instrument ID..: I5		MDL.....: 0.41		
Sodium	**10700**	**1000**	**ug/L**	**SW846 6010B**	**10/12/07**	**J8NP01AA**
		Dilution Factor: 1		Analysis Time..: 17:17	Analyst ID.....: 001644	
		Instrument ID..: I5		MDL.....: 590		
Nickel	ND	10.0	ug/L	SW846 6010B	10/12/07	J8NP01A1
		Dilution Factor: 1		Analysis Time..: 17:17	Analyst ID.....: 001644	
		Instrument ID..: I5		MDL.....: 3.2		
Lead	ND	3.0	ug/L	SW846 6010B	10/12/07	J8NP01AP
		Dilution Factor: 1		Analysis Time..: 17:17	Analyst ID.....: 001644	
		Instrument ID..: I5		MDL.....: 1.9		
Antimony	ND	2.0	ug/L	SW846 6020	10/12-10/18/07	J8NP01AG
		Dilution Factor: 1		Analysis Time..: 13:38	Analyst ID.....: 002260	
		Instrument ID..: I7		MDL.....: 0.13		
Selenium	ND	5.0	ug/L	SW846 6010B	10/12/07	J8NP01AQ
		Dilution Factor: 1		Analysis Time..: 17:17	Analyst ID.....: 001644	
		Instrument ID..: I5		MDL.....: 4.1		

(Continued on next page)

Environmental Quality Mgt., Inc.

Client Sample ID: FWGDA2mw-DET1bR-0525-GF

TOTAL Metals

Lot-Sample #...: A7J110121-004 **Matrix.....:** WG

PARAMETER	RESULT	REPORTING LIMIT	UNITS	METHOD	PREPARATION-ANALYSIS DATE	WORK ORDER #
Thallium	ND	1.0	ug/L	SW846 6020	10/12-10/18/07	J8NP01AL
		Dilution Factor: 1		Analysis Time..: 13:38	Analyst ID.....: 002260	
		Instrument ID..: I7		MDL.....: 0.14		
Vanadium	ND	10.0	ug/L	SW846 6010B	10/12/07	J8NP01AC
		Dilution Factor: 1		Analysis Time..: 17:17	Analyst ID.....: 001644	
		Instrument ID..: IS		MDL.....: 0.64		
Zinc	**2.5 B**	**10.0**	**ug/L**	**SW846 6020**	**10/12-10/18/07**	**J8NP01AM**
		Dilution Factor: 1		Analysis Time..: 13:38	Analyst ID.....: 002260	
		Instrument ID..: I7		MDL.....: 2.0		

NOTE(S):

J Method blank contamination. The associated method blank contains the target analyte at a reportable level.

B Estimated result. Result is less than RL.

Environmental Quality Mgt., Inc.

Client Sample ID: FWGBKGmw-013C-0515-GF

TOTAL Metals

Lot-Sample #...: A7J110121-006 **Matrix.....:** WG
Date Sampled...: 10/10/07 13:15 **Date Received..:** 10/11/07

PARAMETER	RESULT	REPORTING LIMIT	UNITS	METHOD	PREPARATION-ANALYSIS DATE	WORK ORDER #
Prep Batch #...: 7285017						
Silver	ND	5.0	ug/L	SW846 6010B	10/12/07	J8NP41DL
		Dilution Factor: 1		Analysis Time..: 17:22	Analyst ID.....: 001644	
		Instrument ID..: I5		MDL.....: 2.2		
Aluminum	ND	50.0	ug/L	SW846 6020	10/12-10/18/07	J8NP41AP
		Dilution Factor: 1		Analysis Time..: 13:41	Analyst ID.....: 002260	
		Instrument ID..: I7		MDL.....: 9.3		
Arsenic	**11.4**	**5.0**	**ug/L**	**SW846 6010B**	**10/12/07**	**J8NP41CE**
		Dilution Factor: 1		Analysis Time..: 17:22	Analyst ID.....: 001644	
		Instrument ID..: I5		MDL.....: 3.2		
Barium	**89.4**	**10.0**	**ug/L**	**SW846 6010B**	**10/12/07**	**J8NP41CT**
		Dilution Factor: 1		Analysis Time..: 17:22	Analyst ID.....: 001644	
		Instrument ID..: I5		MDL.....: 0.67		
Beryllium	ND	1.0	ug/L	SW846 6020	10/12-10/18/07	J8NP41AW
		Dilution Factor: 1		Analysis Time..: 16:51	Analyst ID.....: 002260	
		Instrument ID..: I7		MDL.....: 0.20		
Calcium	**76300**	**1000**	**ug/L**	**SW846 6010B**	**10/12/07**	**J8NP41CW**
		Dilution Factor: 1		Analysis Time..: 17:22	Analyst ID.....: 001644	
		Instrument ID..: I5		MDL.....: 130		
Cadmium	ND	0.50	ug/L	SW846 6020	10/12-10/18/07	J8NP41A1
		Dilution Factor: 1		Analysis Time..: 13:41	Analyst ID.....: 002260	
		Instrument ID..: I7		MDL.....: 0.092		
Cobalt	ND	5.0	ug/L	SW846 6010B	10/12/07	J8NP41C1
		Dilution Factor: 1		Analysis Time..: 17:22	Analyst ID.....: 001644	
		Instrument ID..: I5		MDL.....: 1.7		
Chromium	ND	5.0	ug/L	SW846 6010B	10/12/07	J8NP41AH
		Dilution Factor: 1		Analysis Time..: 17:22	Analyst ID.....: 001644	
		Instrument ID..: I5		MDL.....: 2.2		
Copper	ND	5.0	ug/L	SW846 6010B	10/12/07	J8NP41C4
		Dilution Factor: 1		Analysis Time..: 17:22	Analyst ID.....: 001644	
		Instrument ID..: I5		MDL.....: 4.5		

(Continued on next page)

Environmental Quality Mgt., Inc.

Client Sample ID: FWGBKGmw-013C-0515-GF

TOTAL Metals

Lot-Sample #...: A7J110121-006 Matrix.....: WG

PARAMETER	RESULT	REPORTING LIMIT	UNITS	METHOD	PREPARATION-ANALYSIS DATE	WORK ORDER #
Iron	**844**	**20.0**	**ug/L**	**SW846 6020**	**10/12-10/18/07**	**J8NP41A4**
		Dilution Factor: 1		Analysis Time..: 13:41	Analyst ID.....: 002260	
		Instrument ID..: I7		MDL.....: 15.0		
Mercury	ND	0.20	ug/L	SW846 7470A	10/12-10/15/07	J8NP41CP
		Dilution Factor: 1		Analysis Time..: 14:37	Analyst ID.....: 001086	
		Instrument ID..: H4		MDL.....: 0.090		
Potassium	**1970 J,E**	**1000**	**ug/L**	**SW846 6010B**	**10/12/07**	**J8NP41DH**
		Dilution Factor: 1		Analysis Time..: 17:22	Analyst ID.....: 001644	
		Instrument ID..: I5		MDL.....: 72.0		
Magnesium	**26100**	**1000**	**ug/L**	**SW846 6010B**	**10/12/07**	**J8NP41C7**
		Dilution Factor: 1		Analysis Time..: 17:22	Analyst ID.....: 001644	
		Instrument ID..: I5		MDL.....: 34.0		
Manganese	**417 J**	**10.0**	**ug/L**	**SW846 6010B**	**10/12/07**	**J8NP41DA**
		Dilution Factor: 1		Analysis Time..: 17:22	Analyst ID.....: 001644	
		Instrument ID..: I5		MDL.....: 0.41		
Sodium	**13100**	**1000**	**ug/L**	**SW846 6010B**	**10/12/07**	**J8NP41AA**
		Dilution Factor: 1		Analysis Time..: 17:22	Analyst ID.....: 001644	
		Instrument ID..: I5		MDL.....: 590		
Nickel	ND	10.0	ug/L	SW846 6010B	10/12/07	J8NP41DE
		Dilution Factor: 1		Analysis Time..: 17:22	Analyst ID.....: 001644	
		Instrument ID..: I5		MDL.....: 3.2		
Lead	ND	3.0	ug/L	SW846 6010B	10/12/07	J8NP41CH
		Dilution Factor: 1		Analysis Time..: 17:22	Analyst ID.....: 001644	
		Instrument ID..: I5		MDL.....: 1.9		
Antimony	ND	2.0	ug/L	SW846 6020	10/12-10/18/07	J8NP41AT
		Dilution Factor: 1		Analysis Time..: 13:41	Analyst ID.....: 002260	
		Instrument ID..: I7		MDL.....: 0.13		
Selenium	ND	5.0	ug/L	SW846 6010B	10/12/07	J8NP41CL
		Dilution Factor: 1		Analysis Time..: 17:22	Analyst ID.....: 001644	
		Instrument ID..: I5		MDL.....: 4.1		

(Continued on next page)

Environmental Quality Mgt., Inc.

Client Sample ID: FWGBKGmw-013C-0515-GF

TOTAL Metals

Lot-Sample #...: A7J110121-006 **Matrix.....:** WG

PARAMETER	RESULT	REPORTING LIMIT	UNITS	METHOD	PREPARATION-ANALYSIS DATE	WORK ORDER #
Thallium	ND	1.0	ug/L	SW846 6020	10/12-10/18/07	J8NP41A7
		Dilution Factor: 1		Analysis Time..: 13:41	Analyst ID.....: 002260	
		Instrument ID..: I7		MDL.....: 0.14		
Vanadium	ND	10.0	ug/L	SW846 6010B	10/12/07	J8NP41AE
		Dilution Factor: 1		Analysis Time..: 17:22	Analyst ID.....: 001644	
		Instrument ID..: I5		MDL.....: 0.64		
Zinc	**5.1 B**	**10.0**	**ug/L**	**SW846 6020**	**10/12-10/18/07**	**J8NP41CA**
		Dilution Factor: 1		Analysis Time..: 13:41	Analyst ID.....: 002260	
		Instrument ID..: I7		MDL.....: 2.0		

NOTE(S):

J Method blank contamination. The associated method blank contains the target analyte at a reportable level.

E Matrix interference.

B Estimated result. Result is less than RL.

Environmental Quality Mgt., Inc.

Client Sample ID: FWGEQUIPRINSE3-0558-GW

TOTAL Metals

Lot-Sample #...: A7J110121-007 **Matrix.....:** WQ
Date Sampled...: 10/10/07 15:10 **Date Received..:** 10/11/07

PARAMETER	RESULT	REPORTING LIMIT	UNITS	METHOD	PREPARATION-ANALYSIS DATE	WORK ORDER #
Prep Batch #...: 7285017						
Silver	ND	5.0	ug/L	SW846 6010B	10/12/07	J8NP61A7
		Dilution Factor: 1		Analysis Time..: 17:44	Analyst ID.....: 001644	
		Instrument ID..: I5		MDL.....: 2.2		
Aluminum	ND	50.0	ug/L	SW846 6020	10/12-10/18/07	J8NP61AK
		Dilution Factor: 1		Analysis Time..: 17:07	Analyst ID.....: 002260	
		Instrument ID..: I7		MDL.....: 9.3		
Arsenic	ND	5.0	ug/L	SW846 6010B	10/12/07	J8NP61AT
		Dilution Factor: 1		Analysis Time..: 17:44	Analyst ID.....: 001644	
		Instrument ID..: I5		MDL.....: 3.2		
Barium	**0.72 B**	**10.0**	**ug/L**	**SW846 6010B**	**10/12/07**	**J8NP61AX**
		Dilution Factor: 1		Analysis Time..: 17:44	Analyst ID.....: 001644	
		Instrument ID..: I5		MDL.....: 0.67		
Beryllium	ND	1.0	ug/L	SW846 6020	10/12-10/18/07	J8NP61AM
		Dilution Factor: 1		Analysis Time..: 17:07	Analyst ID.....: 002260	
		Instrument ID..: I7		MDL.....: 0.20		
Calcium	ND	1000	ug/L	SW846 6010B	10/12/07	J8NP61A0
		Dilution Factor: 1		Analysis Time..: 17:44	Analyst ID.....: 001644	
		Instrument ID..: I5		MDL.....: 130		
Cadmium	ND	0.50	ug/L	SW846 6020	10/12-10/18/07	J8NP61AN
		Dilution Factor: 1		Analysis Time..: 17:07	Analyst ID.....: 002260	
		Instrument ID..: I7		MDL.....: 0.092		
Cobalt	ND	5.0	ug/L	SW846 6010B	10/12/07	J8NP61A1
		Dilution Factor: 1		Analysis Time..: 17:44	Analyst ID.....: 001644	
		Instrument ID..: I5		MDL.....: 1.7		
Chromium	ND	5.0	ug/L	SW846 6010B	10/12/07	J8NP61CA
		Dilution Factor: 1		Analysis Time..: 17:44	Analyst ID.....: 001644	
		Instrument ID..: I5		MDL.....: 2.2		
Copper	ND	5.0	ug/L	SW846 6010B	10/12/07	J8NP61A2
		Dilution Factor: 1		Analysis Time..: 17:44	Analyst ID.....: 001644	
		Instrument ID..: I5		MDL.....: 4.5		

(Continued on next page)

Environmental Quality Mgt., Inc.

Client Sample ID: FWGEQUIPRINSE3-0558-GW

TOTAL Metals

Lot-Sample #...: A7J110121-007 **Matrix.....:** WQ

PARAMETER	RESULT	REPORTING LIMIT	UNITS	METHOD	PREPARATION-ANALYSIS DATE	WORK ORDER #
Iron	ND	20.0	ug/L	SW846 6020	10/12-10/18/07	J8NP61AP
		Dilution Factor: 1		Analysis Time..: 17:07	Analyst ID.....: 002260	
		Instrument ID..: I7		MDL.....: 15.0		
Mercury	ND	0.20	ug/L	SW846 7470A	10/12-10/15/07	J8NP61AW
		Dilution Factor: 1		Analysis Time..: 14:41	Analyst ID.....: 001086	
		Instrument ID..: H4		MDL.....: 0.090		
Potassium	**145 B,J**	**1000**	**ug/L**	**SW846 6010B**	**10/12/07**	**J8NP61A6**
		Dilution Factor: 1		Analysis Time..: 17:44	Analyst ID.....: 001644	
		Instrument ID..: I5		MDL.....: 72.0		
Magnesium	ND	1000	ug/L	SW846 6010B	10/12/07	J8NP61A3
		Dilution Factor: 1		Analysis Time..: 17:44	Analyst ID.....: 001644	
		Instrument ID..: I5		MDL.....: 34.0		
Manganese	ND	10.0	ug/L	SW846 6010B	10/12/07	J8NP61A4
		Dilution Factor: 1		Analysis Time..: 17:44	Analyst ID.....: 001644	
		Instrument ID..: I5		MDL.....: 0.41		
Sodium	ND	1000	ug/L	SW846 6010B	10/12/07	J8NP61A8
		Dilution Factor: 1		Analysis Time..: 17:44	Analyst ID.....: 001644	
		Instrument ID..: I5		MDL.....: 590		
Nickel	ND	10.0	ug/L	SW846 6010B	10/12/07	J8NP61A5
		Dilution Factor: 1		Analysis Time..: 17:44	Analyst ID.....: 001644	
		Instrument ID..: I5		MDL.....: 3.2		
Lead	ND	3.0	ug/L	SW846 6010B	10/12/07	J8NP61AU
		Dilution Factor: 1		Analysis Time..: 17:44	Analyst ID.....: 001644	
		Instrument ID..: I5		MDL.....: 1.9		
Antimony	**0.23 B**	**2.0**	**ug/L**	**SW846 6020**	**10/12-10/18/07**	**J8NP61AL**
		Dilution Factor: 1		Analysis Time..: 17:07	Analyst ID.....: 002260	
		Instrument ID..: I7		MDL.....: 0.13		
Selenium	ND	5.0	ug/L	SW846 6010B	10/12/07	J8NP61AV
		Dilution Factor: 1		Analysis Time..: 17:44	Analyst ID.....: 001644	
		Instrument ID..: I5		MDL.....: 4.1		

(Continued on next page)

Environmental Quality Mgt., Inc.

Client Sample ID: FWGEQUIPRINSE3-0558-GW

TOTAL Metals

Lot-Sample #...: A7J110121-007 **Matrix.....:** WQ

PARAMETER	RESULT	REPORTING LIMIT	UNITS	METHOD	PREPARATION-ANALYSIS DATE	WORK ORDER #
Thallium	ND	1.0	ug/L	SW846 6020	10/12-10/18/07	J8NP61AQ
		Dilution Factor: 1		Analysis Time..: 17:07	Analyst ID.....: 002260	
		Instrument ID..: I7		MDL.....: 0.14		
Vanadium	ND	10.0	ug/L	SW846 6010B	10/12/07	J8NP61A9
		Dilution Factor: 1		Analysis Time..: 17:44	Analyst ID.....: 001644	
		Instrument ID..: I5		MDL.....: 0.64		
Zinc	ND	10.0	ug/L	SW846 6020	10/12-10/18/07	J8NP61AR
		Dilution Factor: 1		Analysis Time..: 17:07	Analyst ID.....: 002260	
		Instrument ID..: I7		MDL.....: 2.0		

NOTE(S):

B Estimated result. Result is less than *RL*.

J Method blank contamination. The associated method blank contains the target analyte at a reportable level.

Environmental Quality Mgt., Inc.

Client Sample ID: FWGWBGmw-006C-0548-GF

TOTAL Metals

Lot-Sample #...: A7J110121-010 **Matrix.....:** WG
Date Sampled...: 10/10/07 08:50 **Date Received..:** 10/11/07

PARAMETER	RESULT	REPORTING LIMIT	UNITS	METHOD	PREPARATION-ANALYSIS DATE	WORK ORDER #
Prep Batch #...: 7285017						
Silver	ND	5.0	ug/L	SW846 6010B	10/12/07	J8NQH1A3
		Dilution Factor: 1		Analysis Time..: 17:48	Analyst ID.....: 001644	
		Instrument ID..: I5		MDL.....: 2.2		
Aluminum	ND	50.0	ug/L	SW846 6020	10/12-10/18/07	J8NQH1AF
		Dilution Factor: 1		Analysis Time..: 17:10	Analyst ID.....: 002260	
		Instrument ID..: I7		MDL.....: 9.3		
Arsenic	ND	5.0	ug/L	SW846 6010B	10/12/07	J8NQH1AN
		Dilution Factor: 1		Analysis Time..: 17:48	Analyst ID.....: 001644	
		Instrument ID..: I5		MDL.....: 3.2		
Barium	**24.1**	**10.0**	**ug/L**	**SW846 6010B**	**10/12/07**	**J8NQH1AT**
		Dilution Factor: 1		Analysis Time..: 17:48	Analyst ID.....: 001644	
		Instrument ID..: I5		MDL.....: 0.67		
Beryllium	ND	1.0	ug/L	SW846 6020	10/12-10/18/07	J8NQH1AH
		Dilution Factor: 1		Analysis Time..: 17:10	Analyst ID.....: 002260	
		Instrument ID..: I7		MDL.....: 0.20		
Calcium	**64400**	**1000**	**ug/L**	**SW846 6010B**	**10/12/07**	**J8NQH1AU**
		Dilution Factor: 1		Analysis Time..: 17:48	Analyst ID.....: 001644	
		Instrument ID..: I5		MDL.....: 130		
Cadmium	ND	0.50	ug/L	SW846 6020	10/12-10/18/07	J8NQH1AJ
		Dilution Factor: 1		Analysis Time..: 17:10	Analyst ID.....: 002260	
		Instrument ID..: I7		MDL.....: 0.092		
Cobalt	ND	5.0	ug/L	SW846 6010B	10/12/07	J8NQH1AV
		Dilution Factor: 1		Analysis Time..: 17:48	Analyst ID.....: 001644	
		Instrument ID..: I5		MDL.....: 1.7		
Chromium	ND	5.0	ug/L	SW846 6010B	10/12/07	J8NQH1AD
		Dilution Factor: 1		Analysis Time..: 17:48	Analyst ID.....: 001644	
		Instrument ID..: I5		MDL.....: 2.2		
Copper	ND	5.0	ug/L	SW846 6010B	10/12/07	J8NQH1AW
		Dilution Factor: 1		Analysis Time..: 17:48	Analyst ID.....: 001644	
		Instrument ID..: I5		MDL.....: 4.5		

(Continued on next page)

Environmental Quality Mgt., Inc.

Client Sample ID: FWGWBGmw-006C-0548-GF

TOTAL Metals

Lot-Sample #...: A7J110121-010 **Matrix.....:** WG

PARAMETER	RESULT	REPORTING LIMIT	UNITS	METHOD	PREPARATION-ANALYSIS DATE	WORK ORDER #
Iron	**193**	**20.0**	**ug/L**	***SW846 6020***	**10/12-10/18/07**	**J8NQH1AK**
		Dilution Factor: 1		Analysis Time..: 17:10	Analyst ID.....: 002260	
		Instrument ID..: I7		MDL.....: 15.0		
Mercury	ND	0.20	ug/L	SW846 7470A	10/12-10/15/07	J8NQH1AR
		Dilution Factor: 1		Analysis Time..: 14:46	Analyst ID.....: 001086	
		Instrument ID..: H4		MDL.....: 0.090		
Potassium	**820 B,J**	**1000**	**ug/L**	**SW846 6010B**	**10/12/07**	**J8NQH1A2**
		Dilution Factor: 1		Analysis Time..: 17:48	Analyst ID.....: 001644	
		Instrument ID..: I5		MDL.....: 72.0		
Magnesium	**21300**	**1000**	**ug/L**	**SW846 6010B**	**10/12/07**	**J8NQH1AX**
		Dilution Factor: 1		Analysis Time..: 17:48	Analyst ID.....: 001644	
		Instrument ID..: I5		MDL.....: 34.0		
Manganese	**56.0 J**	**10.0**	**ug/L**	**SW846 6010B**	**10/12/07**	**J8NQH1A0**
		Dilution Factor: 1		Analysis Time..: 17:48	Analyst ID.....: 001644	
		Instrument ID..: I5		MDL.....: 0.41		
Sodium	**5970**	**1000**	**ug/L**	**SW846 6010B**	**10/12/07**	**J8NQH1AA**
		Dilution Factor: 1		Analysis Time..: 17:48	Analyst ID.....: 001644	
		Instrument ID..: I5		MDL.....: 590		
Nickel	ND	10.0	ug/L	SW846 6010B	10/12/07	J8NQH1A1
		Dilution Factor: 1		Analysis Time..: 17:48	Analyst ID.....: 001644	
		Instrument ID..: I5		MDL.....: 3.2		
Lead	ND	3.0	ug/L	SW846 6010B	10/12/07	J8NQH1AP
		Dilution Factor: 1		Analysis Time..: 17:48	Analyst ID.....: 001644	
		Instrument ID..: I5		MDL.....: 1.9		
Antimony	ND	2.0	ug/L	SW846 6020	10/12-10/18/07	J8NQH1AG
		Dilution Factor: 1		Analysis Time..: 17:10	Analyst ID.....: 002260	
		Instrument ID..: I7		MDL.....: 0.13		
Selenium	ND	5.0	ug/L	SW846 6010B	10/12/07	J8NQH1AQ
		Dilution Factor: 1		Analysis Time..: 17:48	Analyst ID.....: 001644	
		Instrument ID..: I5		MDL.....: 4.1		

(Continued on next page)

Environmental Quality Mgt., Inc.

Client Sample ID: FWGWBGmw-006C-0548-GF

TOTAL Metals

Lot-Sample #...: A7J110121-010 **Matrix.....:** WG

PARAMETER	RESULT	REPORTING LIMIT	UNITS	METHOD	PREPARATION-ANALYSIS DATE	WORK ORDER #
Thallium	ND	1.0	ug/L	SW846 6020	10/12-10/18/07	J8NQH1AL
		Dilution Factor: 1		Analysis Time..: 17:10	Analyst ID.....: 002260	
		Instrument ID..: I7		MDL.....: 0.14		
Vanadium	ND	10.0	ug/L	SW846 6010B	10/12/07	J8NQH1AC
		Dilution Factor: 1		Analysis Time..: 17:48	Analyst ID.....: 001644	
		Instrument ID..: I5		MDL.....: 0.64		
Zinc	ND	10.0	ug/L	SW846 6020	10/12-10/18/07	J8NQH1AM
		Dilution Factor: 1		Analysis Time..: 17:10	Analyst ID.....: 002260	
		Instrument ID..: I7		MDL.....: 2.0		

NOTE(S):

B Estimated result. Result is less than RL.

J Method blank contamination. The associated method blank contains the target analyte at a reportable level.

Environmental Quality Mgt., Inc.

Client Sample ID: FWGBKGmw-012C-0514-GF

TOTAL Metals

Lot-Sample #...: A7J110121-012 **Matrix.....:** WG
Date Sampled...: 10/10/07 11:10 **Date Received..:** 10/11/07

PARAMETER	RESULT	REPORTING LIMIT	UNITS	METHOD	PREPARATION-ANALYSIS DATE	WORK ORDER #
Prep Batch #...: 7285017						
Silver	ND	5.0	ug/L	SW846 6010B	10/12/07	J8NQP1A3
		Dilution Factor: 1		Analysis Time..: 18:10	Analyst ID.....: 001644	
		Instrument ID..: I5		MDL.....: 2.2		
Aluminum	**27.2 B**	**50.0**	**ug/L**	**SW846 6020**	**10/12-10/18/07**	**J8NQP1AF**
		Dilution Factor: 1		Analysis Time..: 17:25	Analyst ID.....: 002260	
		Instrument ID..: I7		MDL.....: 9.3		
Arsenic	ND	5.0	ug/L	SW846 6010B	10/12/07	J8NQP1AN
		Dilution Factor: 1		Analysis Time..: 18:10	Analyst ID.....: 001644	
		Instrument ID..: I5		MDL.....: 3.2		
Barium	**245**	**10.0**	**ug/L**	**SW846 6010B**	**10/12/07**	**J8NQP1AT**
		Dilution Factor: 1		Analysis Time..: 18:10	Analyst ID.....: 001644	
		Instrument ID..: I5		MDL.....: 0.67		
Beryllium	ND	1.0	ug/L	SW846 6020	10/12-10/18/07	J8NQP1AH
		Dilution Factor: 1		Analysis Time..: 17:25	Analyst ID.....: 002260	
		Instrument ID..: I7		MDL.....: 0.20		
Calcium	**26900**	**1000**	**ug/L**	**SW846 6010B**	**10/12/07**	**J8NQP1AU**
		Dilution Factor: 1		Analysis Time..: 18:10	Analyst ID.....: 001644	
		Instrument ID..: I5		MDL.....: 130		
Cadmium	ND	0.50	ug/L	SW846 6020	10/12-10/18/07	J8NQP1AJ
		Dilution Factor: 1		Analysis Time..: 17:25	Analyst ID.....: 002260	
		Instrument ID..: I7		MDL.....: 0.092		
Cobalt	ND	5.0	ug/L	SW846 6010B	10/12/07	J8NQP1AV
		Dilution Factor: 1		Analysis Time..: 18:10	Analyst ID.....: 001644	
		Instrument ID..: I5		MDL.....: 1.7		
Chromium	ND	5.0	ug/L	SW846 6010B	10/12/07	J8NQP1AD
		Dilution Factor: 1		Analysis Time..: 18:10	Analyst ID.....: 001644	
		Instrument ID..: I5		MDL.....: 2.2		
Copper	ND	5.0	ug/L	SW846 6010B	10/12/07	J8NQP1AW
		Dilution Factor: 1		Analysis Time..: 18:10	Analyst ID.....: 001644	
		Instrument ID..: I5		MDL.....: 4.5		

(Continued on next page)

Environmental Quality Mgt., Inc.

Client Sample ID: FWGBKGmw-012C-0514-GF

TOTAL Metals

Lot-Sample #...: A7J110121-012 **Matrix.....:** WG

PARAMETER	RESULT	REPORTING LIMIT	UNITS	METHOD	PREPARATION-ANALYSIS DATE	WORK ORDER #
Iron	**142**	**20.0**	**ug/L**	***SW846 6020***	**10/12-10/18/07**	**J8NQP1AK**
		Dilution Factor: 1		Analysis Time..: 17:25	Analyst ID.....: 002260	
		Instrument ID..: I7		MDL.....: 15.0		
Mercury	ND	0.20	ug/L	SW846 7470A	10/12-10/15/07	J8NQP1AR
		Dilution Factor: 1		Analysis Time..: 14:47	Analyst ID.....: 001086	
		Instrument ID..: H4		MDL.....: 0.090		
Potassium	**4050 J**	**1000**	**ug/L**	**SW846 6010B**	**10/12/07**	**J8NQP1A2**
		Dilution Factor: 1		Analysis Time..: 18:10	Analyst ID.....: 001644	
		Instrument ID..: I5		MDL.....: 72.0		
Magnesium	**9320**	**1000**	**ug/L**	**SW846 6010B**	**10/12/07**	**J8NQP1AX**
		Dilution Factor: 1		Analysis Time..: 18:10	Analyst ID.....: 001644	
		Instrument ID..: I5		MDL.....: 34.0		
Manganese	**37.0 J**	**10.0**	**ug/L**	**SW846 6010B**	**10/12/07**	**J8NQP1A0**
		Dilution Factor: 1		Analysis Time..: 18:10	Analyst ID.....: 001644	
		Instrument ID..: I5		MDL.....: 0.41		
Sodium	**45300**	**1000**	**ug/L**	**SW846 6010B**	**10/12/07**	**J8NQP1AA**
		Dilution Factor: 1		Analysis Time..: 18:10	Analyst ID.....: 001644	
		Instrument ID..: I5		MDL.....: 590		
Nickel	**3.3 B**	**10.0**	**ug/L**	**SW846 6010B**	**10/12/07**	**J8NQP1A1**
		Dilution Factor: 1		Analysis Time..: 18:10	Analyst ID.....: 001644	
		Instrument ID..: I5		MDL.....: 3.2		
Lead	ND	3.0	ug/L	SW846 6010B	10/12/07	J8NQP1AP
		Dilution Factor: 1		Analysis Time..: 18:10	Analyst ID.....: 001644	
		Instrument ID..: I5		MDL.....: 1.9		
Antimony	ND	2.0	ug/L	SW846 6020	10/12-10/18/07	J8NQP1AG
		Dilution Factor: 1		Analysis Time..: 17:25	Analyst ID.....: 002260	
		Instrument ID..: I7		MDL.....: 0.13		
Selenium	ND	5.0	ug/L	SW846 6010B	10/12/07	J8NQP1AQ
		Dilution Factor: 1		Analysis Time..: 18:10	Analyst ID.....: 001644	
		Instrument ID..: I5		MDL.....: 4.1		

(Continued on next page)

Environmental Quality Mgt., Inc.

Client Sample ID: FWGBKGmw-012C-0514-GF

TOTAL Metals

Lot-Sample #...: A7J110121-012 **Matrix.....:** WG

PARAMETER	RESULT	REPORTING LIMIT	UNITS	METHOD	PREPARATION-ANALYSIS DATE	WORK ORDER #
Thallium	ND	1.0	ug/L	SW846 6020	10/12-10/18/07	J8NQP1AL
		Dilution Factor: 1		Analysis Time..: 17:25	Analyst ID.....: 002260	
		Instrument ID..: I7		MDL.....: 0.14		
Vanadium	ND	10.0	ug/L	SW846 6010B	10/12/07	J8NQP1AC
		Dilution Factor: 1		Analysis Time..: 18:10	Analyst ID.....: 001644	
		Instrument ID..: I5		MDL.....: 0.64		
Zinc	**7.5 B**	**10.0**	**ug/L**	**SW846 6020**	**10/12-10/18/07**	**J8NQP1AM**
		Dilution Factor: 1		Analysis Time..: 17:25	Analyst ID.....: 002260	
		Instrument ID..: I7		MDL.....: 2.0		

NOTE(S):

B Estimated result. Result is less than RL.

J Method blank contamination. The associated method blank contains the target analyte at a reportable level.

Environmental Quality Mgt., Inc.

Client Sample ID: FWGBKGmw-DUP1-0551-GF

TOTAL Metals

Lot-Sample #...: A7J110121-014 **Matrix.....:** WG
Date Sampled...: 10/10/07 12:36 **Date Received..:** 10/11/07

PARAMETER	RESULT	REPORTING LIMIT	UNITS	METHOD	PREPARATION-ANALYSIS DATE	WORK ORDER #
Prep Batch #...: 7285017						
Silver	ND	5.0	ug/L	SW846 6010B	10/12/07	J8NQW1A3
		Dilution Factor: 1		Analysis Time..: 18:14	Analyst ID.....: 001644	
		Instrument ID..: I5		MDL.....: 2.2		
Aluminum	**37.7 B**	**50.0**	**ug/L**	**SW846 6020**	**10/12-10/18/07**	**J8NQW1AF**
		Dilution Factor: 1		Analysis Time..: 17:29	Analyst ID.....: 002260	
		Instrument ID..: I7		MDL.....: 9.3		
Arsenic	ND	5.0	ug/L	SW846 6010B	10/12/07	J8NQW1AN
		Dilution Factor: 1		Analysis Time..: 18:14	Analyst ID.....: 001644	
		Instrument ID..: I5		MDL.....: 3.2		
Barium	**253**	**10.0**	**ug/L**	**SW846 6010B**	**10/12/07**	**J8NQW1AT**
		Dilution Factor: 1		Analysis Time..: 18:14	Analyst ID.....: 001644	
		Instrument ID..: I5		MDL.....: 0.67		
Beryllium	ND	1.0	ug/L	SW846 6020	10/12-10/18/07	J8NQW1AH
		Dilution Factor: 1		Analysis Time..: 17:29	Analyst ID.....: 002260	
		Instrument ID..: I7		MDL.....: 0.20		
Calcium	**27000**	**1000**	**ug/L**	**SW846 6010B**	**10/12/07**	**J8NQW1AU**
		Dilution Factor: 1		Analysis Time..: 18:14	Analyst ID.....: 001644	
		Instrument ID..: I5		MDL.....: 130		
Cadmium	ND	0.50	ug/L	SW846 6020	10/12-10/18/07	J8NQW1AJ
		Dilution Factor: 1		Analysis Time..: 17:29	Analyst ID.....: 002260	
		Instrument ID..: I7		MDL.....: 0.092		
Cobalt	ND	5.0	ug/L	SW846 6010B	10/12/07	J8NQW1AV
		Dilution Factor: 1		Analysis Time..: 18:14	Analyst ID.....: 001644	
		Instrument ID..: I5		MDL.....: 1.7		
Chromium	ND	5.0	ug/L	SW846 6010B	10/12/07	J8NQW1AD
		Dilution Factor: 1		Analysis Time..: 18:14	Analyst ID.....: 001644	
		Instrument ID..: I5		MDL.....: 2.2		
Copper	ND	5.0	ug/L	SW846 6010B	10/12/07	J8NQW1AW
		Dilution Factor: 1		Analysis Time..: 18:14	Analyst ID.....: 001644	
		Instrument ID..: I5		MDL.....: 4.5		

(Continued on next page)

Environmental Quality Mgt., Inc.

Client Sample ID: FWGBKGmw-DUP1-0551-GF

TOTAL Metals

Lot-Sample #...: A7J110121-014 **Matrix.....:** WG

PARAMETER	RESULT	REPORTING LIMIT	UNITS	METHOD	PREPARATION-ANALYSIS DATE	WORK ORDER #
Iron	**157**	**20.0**	**ug/L**	**SW846 6020**	**10/12-10/18/07**	**J8NQW1AK**
		Dilution Factor: 1		Analysis Time..: 17:29	Analyst ID.....: 002260	
		Instrument ID..: I7		MDL.....: 15.0		
Mercury	ND	0.20	ug/L	SW846 7470A	10/12-10/15/07	J8NQW1AR
		Dilution Factor: 1		Analysis Time..: 14:49	Analyst ID.....: 001086	
		Instrument ID..: H4		MDL.....: 0.090		
Potassium	**4140 J**	**1000**	**ug/L**	**SW846 6010B**	**10/12/07**	**J8NQW1A2**
		Dilution Factor: 1		Analysis Time..: 18:14	Analyst ID.....: 001644	
		Instrument ID..: I5		MDL.....: 72.0		
Magnesium	**9390**	**1000**	**ug/L**	**SW846 6010B**	**10/12/07**	**J8NQW1AX**
		Dilution Factor: 1		Analysis Time..: 18:14	Analyst ID.....: 001644	
		Instrument ID..: I5		MDL.....: 34.0		
Manganese	**36.5 J**	**10.0**	**ug/L**	**SW846 6010B**	**10/12/07**	**J8NQW1A0**
		Dilution Factor: 1		Analysis Time..: 18:14	Analyst ID.....: 001644	
		Instrument ID..: I5		MDL.....: 0.41		
Sodium	**49100**	**1000**	**ug/L**	**SW846 6010B**	**10/12/07**	**J8NQW1AA**
		Dilution Factor: 1		Analysis Time..: 18:14	Analyst ID.....: 001644	
		Instrument ID..: I5		MDL.....: 590		
Nickel	ND	10.0	ug/L	SW846 6010B	10/12/07	J8NQW1A1
		Dilution Factor: 1		Analysis Time..: 18:14	Analyst ID.....: 001644	
		Instrument ID..: I5		MDL.....: 3.2		
Lead	ND	3.0	ug/L	SW846 6010B	10/12/07	J8NQW1AP
		Dilution Factor: 1		Analysis Time..: 18:14	Analyst ID.....: 001644	
		Instrument ID..: I5		MDL.....: 1.9		
Antimony	ND	2.0	ug/L	SW846 6020	10/12-10/18/07	J8NQW1AG
		Dilution Factor: 1		Analysis Time..: 17:29	Analyst ID.....: 002260	
		Instrument ID..: I7		MDL.....: 0.13		
Selenium	ND	5.0	ug/L	SW846 6010B	10/12/07	J8NQW1AQ
		Dilution Factor: 1		Analysis Time..: 18:14	Analyst ID.....: 001644	
		Instrument ID..: I5		MDL.....: 4.1		

(Continued on next page)

Environmental Quality Mgt., Inc.

Client Sample ID: FWGBKGmw-DUP1-0551-GF

TOTAL Metals

Lot-Sample #...: A7J110121-014 **Matrix.....:** WG

PARAMETER	RESULT	REPORTING LIMIT	UNITS	METHOD	PREPARATION-ANALYSIS DATE	WORK ORDER #
Thallium	ND	1.0	ug/L	SW846 6020	10/12-10/18/07	J8NQW1AL
		Dilution Factor: 1		Analysis Time..: 17:29	Analyst ID.....: 002260	
		Instrument ID..: I7		MDL.....: 0.14		
Vanadium	ND	10.0	ug/L	SW846 6010B	10/12/07	J8NQW1AC
		Dilution Factor: 1		Analysis Time..: 18:14	Analyst ID.....: 001644	
		Instrument ID..: I5		MDL.....: 0.64		
Zinc	**8.2 B**	**10.0**	**ug/L**	**SW846 6020**	**10/12-10/18/07**	**J8NQW1AM**
		Dilution Factor: 1		Analysis Time..: 17:29	Analyst ID.....: 002260	
		Instrument ID..: I7		MDL.....: 2.0		

NOTE(S):

B Estimated result. Result is less than RL.

J Method blank contamination. The associated method blank contains the target analyte at a reportable level.

Environmental Quality Mgt., Inc.

Client Sample ID: FWGWBGmw-007C-0549-GF

TOTAL Metals

Lot-Sample #...: A7J110121-017 **Matrix.....:** WG
Date Sampled...: 10/10/07 09:00 **Date Received..:** 10/11/07

PARAMETER	RESULT	REPORTING LIMIT	UNITS	METHOD	PREPARATION-ANALYSIS DATE	WORK ORDER #
Prep Batch #...: 7285017						
Silver	ND	5.0	ug/L	SW846 6010B	10/12/07	J8NRN1A3
		Dilution Factor: 1		Analysis Time..: 18:19	Analyst ID.....: 001644	
		Instrument ID..: I5		MDL.....: 2.2		
Aluminum	ND	50.0	ug/L	SW846 6020	10/12-10/18/07	J8NRN1AF
		Dilution Factor: 1		Analysis Time..: 17:32	Analyst ID.....: 002260	
		Instrument ID..: I7		MDL.....: 9.3		
Arsenic	**4.5 B**	**5.0**	**ug/L**	**SW846 6010B**	**10/12/07**	**J8NRN1AN**
		Dilution Factor: 1		Analysis Time..: 18:19	Analyst ID.....: 001644	
		Instrument ID..: I5		MDL.....: 3.2		
Barium	**39.7**	**10.0**	**ug/L**	**SW846 6010B**	**10/12/07**	**J8NRN1AT**
		Dilution Factor: 1		Analysis Time..: 18:19	Analyst ID.....: 001644	
		Instrument ID..: I5		MDL.....: 0.67		
Beryllium	ND	1.0	ug/L	SW846 6020	10/12-10/18/07	J8NRN1AH
		Dilution Factor: 1		Analysis Time..: 17:32	Analyst ID.....: 002260	
		Instrument ID..: I7		MDL.....: 0.20		
Calcium	**66100**	**1000**	**ug/L**	**SW846 6010B**	**10/12/07**	**J8NRN1AU**
		Dilution Factor: 1		Analysis Time..: 18:19	Analyst ID.....: 001644	
		Instrument ID..: I5		MDL.....: 130		
Cadmium	ND	0.50	ug/L	SW846 6020	10/12-10/18/07	J8NRN1AJ
		Dilution Factor: 1		Analysis Time..: 17:32	Analyst ID.....: 002260	
		Instrument ID..: I7		MDL.....: 0.092		
Cobalt	ND	5.0	ug/L	SW846 6010B	10/12/07	J8NRN1AV
		Dilution Factor: 1		Analysis Time..: 18:19	Analyst ID.....: 001644	
		Instrument ID..: I5		MDL.....: 1.7		
Chromium	ND	5.0	ug/L	SW846 6010B	10/12/07	J8NRN1AD
		Dilution Factor: 1		Analysis Time..: 18:19	Analyst ID.....: 001644	
		Instrument ID..: I5		MDL.....: 2.2		
Copper	ND	5.0	ug/L	SW846 6010B	10/12/07	J8NRN1AW
		Dilution Factor: 1		Analysis Time..: 18:19	Analyst ID.....: 001644	
		Instrument ID..: I5		MDL.....: 4.5		

(Continued on next page)

Environmental Quality Mgt., Inc.

Client Sample ID: FWGWBGmw-007C-0549-GF

TOTAL Metals

Lot-Sample #...: A7J110121-017 **Matrix.....:** WG

PARAMETER	RESULT	REPORTING LIMIT	UNITS	METHOD	PREPARATION-ANALYSIS DATE	WORK ORDER #
Iron	**427**	**20.0**	**ug/L**	**SW846 6020**	**10/12-10/18/07**	**J8NRN1AK**
		Dilution Factor: 1		Analysis Time..: 17:32	Analyst ID.....: 002260	
		Instrument ID..: I7		MDL.....: 15.0		
Mercury	ND	0.20	ug/L	SW846 7470A	10/12-10/15/07	J8NRN1AR
		Dilution Factor: 1		Analysis Time..: 14:52	Analyst ID.....: 001086	
		Instrument ID..: H4		MDL.....: 0.090		
Potassium	**1150 J**	**1000**	**ug/L**	**SW846 6010B**	**10/12/07**	**J8NRN1A2**
		Dilution Factor: 1		Analysis Time..: 18:19	Analyst ID.....: 001644	
		Instrument ID..: I5		MDL.....: 72.0		
Magnesium	**17900**	**1000**	**ug/L**	**SW846 6010B**	**10/12/07**	**J8NRN1AX**
		Dilution Factor: 1		Analysis Time..: 18:19	Analyst ID.....: 001644	
		Instrument ID..: I5		MDL.....: 34.0		
Manganese	**130 J**	**10.0**	**ug/L**	**SW846 6010B**	**10/12/07**	**J8NRN1A0**
		Dilution Factor: 1		Analysis Time..: 18:19	Analyst ID.....: 001644	
		Instrument ID..: I5		MDL.....: 0.41		
Sodium	**5030**	**1000**	**ug/L**	**SW846 6010B**	**10/12/07**	**J8NRN1AA**
		Dilution Factor: 1		Analysis Time..: 18:19	Analyst ID.....: 001644	
		Instrument ID..: I5		MDL.....: 590		
Nickel	ND	10.0	ug/L	SW846 6010B	10/12/07	J8NRN1A1
		Dilution Factor: 1		Analysis Time..: 18:19	Analyst ID.....: 001644	
		Instrument ID..: I5		MDL.....: 3.2		
Lead	ND	3.0	ug/L	SW846 6010B	10/12/07	J8NRN1AP
		Dilution Factor: 1		Analysis Time..: 18:19	Analyst ID.....: 001644	
		Instrument ID..: I5		MDL.....: 1.9		
Antimony	ND	2.0	ug/L	SW846 6020	10/12-10/18/07	J8NRN1AG
		Dilution Factor: 1		Analysis Time..: 17:32	Analyst ID.....: 002260	
		Instrument ID..: I7		MDL.....: 0.13		
Selenium	ND	5.0	ug/L	SW846 6010B	10/12/07	J8NRN1AQ
		Dilution Factor: 1		Analysis Time..: 18:19	Analyst ID.....: 001644	
		Instrument ID..: I5		MDL.....: 4.1		

(Continued on next page)

Environmental Quality Mgt., Inc.

Client Sample ID: FWGWBGmw-007C-0549-GF

TOTAL Metals

Lot-Sample #...: A7J110121-017 **Matrix.....:** WG

PARAMETER	RESULT	REPORTING LIMIT	UNITS	METHOD	PREPARATION-ANALYSIS DATE	WORK ORDER #
Thallium	ND	1.0	ug/L	SW846 6020	10/12-10/18/07	J8NRN1AL
		Dilution Factor: 1		Analysis Time..: 17:32	Analyst ID.....: 002260	
		Instrument ID..: I7		MDL.....: 0.14		
Vanadium	ND	10.0	ug/L	SW846 6010B	10/12/07	J8NRN1AC
		Dilution Factor: 1		Analysis Time..: 18:19	Analyst ID.....: 001644	
		Instrument ID..: I5		MDL.....: 0.64		
Zinc	**3.2 B**	**10.0**	**ug/L**	**SW846 6020**	**10/12-10/18/07**	**J8NRN1AM**
		Dilution Factor: 1		Analysis Time..: 17:32	Analyst ID.....: 002260	
		Instrument ID..: I7		MDL.....: 2.0		

NOTE(S):

B Estimated result. Result is less than RL.

J Method blank contamination. The associated method blank contains the target analyte at a reportable level.

Environmental Quality Mgt., Inc.

Client Sample ID: FWGDETmw-4bR-0527-GF

TOTAL Metals

Lot-Sample #...: A7J110121-019 **Matrix.....:** WG
Date Sampled...: 10/10/07 10:40 **Date Received..:** 10/11/07

PARAMETER	RESULT	REPORTING LIMIT	UNITS	METHOD	PREPARATION-ANALYSIS DATE	WORK ORDER #
Prep Batch #...: 7285017						
Silver	ND	5.0	ug/L	SW846 6010B	10/12/07	J8NRV1A3
		Dilution Factor: 1		Analysis Time..: 18:24	Analyst ID.....: 001644	
		Instrument ID..: I5		MDL.....: 2.2		
Aluminum	ND	50.0	ug/L	SW846 6020	10/12-10/18/07	J8NRV1AF
		Dilution Factor: 1		Analysis Time..: 17:36	Analyst ID.....: 002260	
		Instrument ID..: I7		MDL.....: 9.3		
Arsenic	ND	5.0	ug/L	SW846 6010B	10/12/07	J8NRV1AN
		Dilution Factor: 1		Analysis Time..: 18:24	Analyst ID.....: 001644	
		Instrument ID..: I5		MDL.....: 3.2		
Barium	**49.4**	**10.0**	**ug/L**	**SW846 6010B**	**10/12/07**	**J8NRV1AT**
		Dilution Factor: 1		Analysis Time..: 18:24	Analyst ID.....: 001644	
		Instrument ID..: I5		MDL.....: 0.67		
Beryllium	ND	1.0	ug/L	SW846 6020	10/12-10/18/07	J8NRV1AH
		Dilution Factor: 1		Analysis Time..: 17:36	Analyst ID.....: 002260	
		Instrument ID..: I7		MDL.....: 0.20		
Calcium	**138000**	**1000**	**ug/L**	**SW846 6010B**	**10/12/07**	**J8NRV1AU**
		Dilution Factor: 1		Analysis Time..: 18:24	Analyst ID.....: 001644	
		Instrument ID..: I5		MDL.....: 130		
Cadmium	ND	0.50	ug/L	SW846 6020	10/12-10/18/07	J8NRV1AJ
		Dilution Factor: 1		Analysis Time..: 17:36	Analyst ID.....: 002260	
		Instrument ID..: I7		MDL.....: 0.092		
Cobalt	ND	5.0	ug/L	SW846 6010B	10/12/07	J8NRV1AV
		Dilution Factor: 1		Analysis Time..: 18:24	Analyst ID.....: 001644	
		Instrument ID..: I5		MDL.....: 1.7		
Chromium	ND	5.0	ug/L	SW846 6010B	10/12/07	J8NRV1AD
		Dilution Factor: 1		Analysis Time..: 18:24	Analyst ID.....: 001644	
		Instrument ID..: I5		MDL.....: 2.2		
Copper	ND	5.0	ug/L	SW846 6010B	10/12/07	J8NRV1AW
		Dilution Factor: 1		Analysis Time..: 18:24	Analyst ID.....: 001644	
		Instrument ID..: I5		MDL.....: 4.5		

(Continued on next page)

Environmental Quality Mgt., Inc.

Client Sample ID: FWGDETmw-4bR-0527-GF

TOTAL Metals

Lot-Sample #...: A7J110121-019 **Matrix.....:** WG

PARAMETER	RESULT	REPORTING LIMIT	UNITS	METHOD	PREPARATION-ANALYSIS DATE	WORK ORDER #
Iron	**396**	**20.0**	**ug/L**	***SW846 6020***	***10/12-10/18/07***	***J8NRV1AK***
		Dilution Factor: 1		Analysis Time..: 17:36	Analyst ID.....: 002260	
		Instrument ID..: I7		MDL.....: 15.0		
Mercury	ND	0.20	ug/L	SW846 7470A	10/12-10/15/07	J8NRV1AR
		Dilution Factor: 1		Analysis Time..: 14:53	Analyst ID.....: 001086	
		Instrument ID..: H4		MDL.....: 0.090		
Potassium	**1750 J**	**1000**	**ug/L**	**SW846 6010B**	**10/12/07**	**J8NRV1A2**
		Dilution Factor: 1		Analysis Time..: 18:24	Analyst ID.....: 001644	
		Instrument ID..: I5		MDL.....: 72.0		
Magnesium	**27600**	**1000**	**ug/L**	**SW846 6010B**	**10/12/07**	**J8NRV1AX**
		Dilution Factor: 1		Analysis Time..: 18:24	Analyst ID.....: 001644	
		Instrument ID..: I5		MDL.....: 34.0		
Manganese	**12.7 J**	**10.0**	**ug/L**	**SW846 6010B**	**10/12/07**	**J8NRV1A0**
		Dilution Factor: 1		Analysis Time..: 18:24	Analyst ID.....: 001644	
		Instrument ID..: I5		MDL.....: 0.41		
Sodium	**5230**	***1000***	**ug/L**	***SW846 6010B***	**10/12/07**	**J8NRV1AA**
		Dilution Factor: 1		Analysis Time..: 18:24	Analyst ID.....: 001644	
		Instrument ID..: I5		MDL.....: 590		
Nickel	ND	10.0	ug/L	SW846 6010B	10/12/07	J8NRV1A1
		Dilution Factor: 1		Analysis Time..: 18:24	Analyst ID.....: 001644	
		Instrument ID..: I5		MDL.....: 3.2		
Lead	ND	3.0	ug/L	SW846 6010B	10/12/07	J8NRV1AP
		Dilution Factor: 1		Analysis Time..: 18:24	Analyst ID.....: 001644	
		Instrument ID..: I5		MDL.....: 1.9		
Antimony	ND	2.0	ug/L	SW846 6020	10/12-10/18/07	J8NRV1AG
		Dilution Factor: 1		Analysis Time..: 17:36	Analyst ID.....: 002260	
		Instrument ID..: I7		MDL.....: 0.13		
Selenium	ND	5.0	ug/L	SW846 6010B	10/12/07	J8NRV1AQ
		Dilution Factor: 1		Analysis Time..: 18:24	Analyst ID.....: 001644	
		Instrument ID..: I5		MDL.....: 4.1		

(Continued on next page)

Environmental Quality Mgt., Inc.

Client Sample ID: FWGDETmw-4bR-0527-GF

TOTAL Metals

Lot-Sample #...: A7J110121-019 **Matrix.....:** WG

PARAMETER	RESULT	REPORTING LIMIT	UNITS	METHOD	PREPARATION-ANALYSIS DATE	WORK ORDER #
Thallium	ND	1.0	ug/L	SW846 6020	10/12-10/18/07	J8NRV1AL
		Dilution Factor: 1		Analysis Time..: 17:36	Analyst ID.....: 002260	
		Instrument ID..: I7		MDL.....: 0.14		
Vanadium	ND	10.0	ug/L	SW846 6010B	10/12/07	J8NRV1AC
		Dilution Factor: 1		Analysis Time..: 18:24	Analyst ID.....: 001644	
		Instrument ID..: I5		MDL.....: 0.64		
Zinc	**46.3**	**10.0**	**ug/L**	**SW846 6020**	**10/12-10/18/07**	**J8NRV1AM**
		Dilution Factor: 1		Analysis Time..: 17:36	Analyst ID.....: 002260	
		Instrument ID..: I7		MDL.....: 2.0		

NOTE(S):

J Method blank contamination. The associated method blank contains the target analyte at a reportable level.

Environmental Quality Mgt., Inc.

Client Sample ID: FWGDETmw-3bR-0526-GF

TOTAL Metals

Lot-Sample #...: A7J110121-021 **Matrix.....:** WG
Date Sampled...: 10/10/07 11:00 **Date Received..:** 10/11/07

PARAMETER	RESULT	REPORTING LIMIT	UNITS	METHOD	PREPARATION-ANALYSIS DATE	WORK ORDER #
Prep Batch #...: 7285017						
Silver	ND	5.0	ug/L	SW846 6010B	10/12/07	J8NR11A3
		Dilution Factor: 1		Analysis Time..: 18:29	Analyst ID.....: 001644	
		Instrument ID..: I5		MDL.....: 2.2		
Aluminum	ND	50.0	ug/L	SW846 6020	10/12-10/18/07	J8NR11AF
		Dilution Factor: 1		Analysis Time..: 17:39	Analyst ID.....: 002260	
		Instrument ID..: I7		MDL.....: 9.3		
Arsenic	**12.4**	**5.0**	**ug/L**	**SW846 6010B**	**10/12/07**	**J8NR11AN**
		Dilution Factor: 1		Analysis Time..: 18:29	Analyst ID.....: 001644	
		Instrument ID..: I5		MDL.....: 3.2		
Barium	**55.4**	**10.0**	**ug/L**	**SW846 6010B**	**10/12/07**	**J8NR11AT**
		Dilution Factor: 1		Analysis Time..: 18:29	Analyst ID.....: 001644	
		Instrument ID..: I5		MDL.....: 0.67		
Beryllium	ND	1.0	ug/L	SW846 6020	10/12-10/18/07	J8NR11AH
		Dilution Factor: 1		Analysis Time..: 17:39	Analyst ID.....: 002260	
		Instrument ID..: I7		MDL.....: 0.20		
Calcium	**92800**	**1000**	**ug/L**	**SW846 6010B**	**10/12/07**	**J8NR11AU**
		Dilution Factor: 1		Analysis Time..: 18:29	Analyst ID.....: 001644	
		Instrument ID..: I5		MDL.....: 130		
Cadmium	ND	0.50	ug/L	SW846 6020	10/12-10/18/07	J8NR11AJ
		Dilution Factor: 1		Analysis Time..: 17:39	Analyst ID.....: 002260	
		Instrument ID..: I7		MDL.....: 0.092		
Cobalt	ND	5.0	ug/L	SW846 6010B	10/12/07	J8NR11AV
		Dilution Factor: 1		Analysis Time..: 18:29	Analyst ID.....: 001644	
		Instrument ID..: I5		MDL.....: 1.7		
Chromium	ND	5.0	ug/L	SW846 6010B	10/12/07	J8NR11AD
		Dilution Factor: 1		Analysis Time..: 18:29	Analyst ID.....: 001644	
		Instrument ID..: I5		MDL.....: 2.2		
Copper	ND	5.0	ug/L	SW846 6010B	10/12/07	J8NR11AW
		Dilution Factor: 1		Analysis Time..: 18:29	Analyst ID.....: 001644	
		Instrument ID..: I5		MDL.....: 4.5		

(Continued on next page)

Environmental Quality Mgt., Inc.

Client Sample ID: FWGDETmw-3bR-0526-GF

TOTAL Metals

Lot-Sample #...: A7J110121-021 Matrix.....: WG

PARAMETER	RESULT	REPORTING LIMIT	UNITS	METHOD	PREPARATION-ANALYSIS DATE	WORK ORDER #
Iron	**1960**	**20.0**	**ug/L**	**SW846 6020**	**10/12-10/18/07**	**J8NR11AK**
		Dilution Factor: 1		Analysis Time..: 17:39	Analyst ID.....: 002260	
		Instrument ID..: I7		MDL.....: 15.0		
Mercury	ND	0.20	ug/L	SW846 7470A	10/12-10/15/07	J8NR11AR
		Dilution Factor: 1		Analysis Time..: 14:50	Analyst ID.....: 001086	
		Instrument ID..: H4		MDL.....: 0.090		
Potassium	**1830 J**	**1000**	**ug/L**	***SW846 6010B***	***10/12/07***	***J8NR11A2***
		Dilution Factor: 1		Analysis Time..: 18:29	Analyst ID.....: 001644	
		Instrument ID..: I5		MDL.....: 72.0		
Magnesium	**34000**	**1000**	**ug/L**	**SW846 6010B**	**10/12/07**	**J8NR11AX**
		Dilution Factor: 1		Analysis Time..: 18:29	Analyst ID.....: 001644	
		Instrument ID..: I5		MDL.....: 34.0		
Manganese	**294 J**	**10.0**	**ug/L**	**SW846 6010B**	**10/12/07**	**J8NR11A0**
		Dilution Factor: 1		Analysis Time..: 18:29	Analyst ID.....: 001644	
		Instrument ID..: I5		MDL.....: 0.41		
Sodium	**13100**	**1000**	**ug/L**	**SW846 6010B**	**10/12/07**	**J8NR11AA**
		Dilution Factor: 1		Analysis Time..: 18:29	Analyst ID.....: 001644	
		Instrument ID..: I5		MDL.....: 590		
Nickel	ND	10.0	ug/L	SW846 6010B	10/12/07	J8NR11A1
		Dilution Factor: 1		Analysis Time..: 18:29	Analyst ID.....: 001644	
		Instrument ID..: I5		MDL.....: 3.2		
Lead	ND	3.0	ug/L	SW846 6010B	10/12/07	J8NR11AP
		Dilution Factor: 1		Analysis Time..: 18:29	Analyst ID.....: 001644	
		Instrument ID..: I5		MDL.....: 1.9		
Antimony	ND	2.0	ug/L	SW846 6020	10/12-10/18/07	J8NR11AG
		Dilution Factor: 1		Analysis Time..: 17:39	Analyst ID.....: 002260	
		Instrument ID..: I7		MDL.....: 0.13		
Selenium	ND	5.0	ug/L	SW846 6010B	10/12/07	J8NR11AQ
		Dilution Factor: 1		Analysis Time..: 18:29	Analyst ID.....: 001644	
		Instrument ID..: I5		MDL.....: 4.1		

(Continued on next page)

Environmental Quality Mgt., Inc.

Client Sample ID: FWGDETmw-3bR-0526-GF

TOTAL Metals

Lot-Sample #...: A7J110121-021 **Matrix.....:** WG

PARAMETER	RESULT	REPORTING LIMIT	UNITS	METHOD	PREPARATION-ANALYSIS DATE	WORK ORDER #
Thallium	ND	1.0	ug/L	SW846 6020	10/12-10/18/07	J8NR11AL
		Dilution Factor: 1		Analysis Time..: 17:39	Analyst ID.....: 002260	
		Instrument ID..: I7		MDL.....: 0.14		
Vanadium	ND	10.0	ug/L	SW846 6010B	10/12/07	J8NR11AC
		Dilution Factor: 1		Analysis Time..: 18:29	Analyst ID.....: 001644	
		Instrument ID..: I5		MDL.....: 0.64		
Zinc	**3.0 B**	**10.0**	**ug/L**	**SW846 6020**	**10/12-10/18/07**	**J8NR11AM**
		Dilution Factor: 1		Analysis Time..: 17:39	Analyst ID.....: 002260	
		Instrument ID..: I7		MDL.....: 2.0		

NOTE(S):

J Method blank contamination. The associated method blank contains the target analyte at a reportable level.

B Estimated result. Result is less than RL.

Environmental Quality Mgt., Inc.

Client Sample ID: FWGLL12mw-186C-0533-GF

TOTAL Metals

Lot-Sample #...: A7J110121-025 **Matrix.....:** WG
Date Sampled...: 10/10/07 13:50 **Date Received..:** 10/11/07

PARAMETER	RESULT	REPORTING LIMIT	UNITS	METHOD	PREPARATION-ANALYSIS DATE	WORK ORDER #
Prep Batch #...: 7285017						
Silver	ND	5.0	ug/L	SW846 6010B	10/12/07	J8NTF1A3
		Dilution Factor: 1		Analysis Time..: 18:34	Analyst ID.....: 001644	
		Instrument ID..: I5		MDL.....: 2.2		
Aluminum	ND	50.0	ug/L	SW846 6020	10/12-10/18/07	J8NTF1AF
		Dilution Factor: 1		Analysis Time..: 17:43	Analyst ID.....: 002260	
		Instrument ID..: I7		MDL.....: 9.3		
Arsenic	ND	5.0	ug/L	SW846 6010B	10/12/07	J8NTF1AN
		Dilution Factor: 1		Analysis Time..: 18:34	Analyst ID.....: 001644	
		Instrument ID..: I5		MDL.....: 3.2		
Barium	**45.9**	**10.0**	**ug/L**	**SW846 6010B**	**10/12/07**	**J8NTF1AT**
		Dilution Factor: 1		Analysis Time..: 18:34	Analyst ID.....: 001644	
		Instrument ID..: I5		MDL.....: 0.67		
Beryllium	ND	1.0	ug/L	SW846 6020	10/12-10/18/07	J8NTF1AH
		Dilution Factor: 1		Analysis Time..: 17:43	Analyst ID.....: 002260	
		Instrument ID..: I7		MDL.....: 0.20		
Calcium	**134000**	**1000**	**ug/L**	**SW846 6010B**	**10/12/07**	**J8NTF1AU**
		Dilution Factor: 1		Analysis Time..: 18:34	Analyst ID.....: 001644	
		Instrument ID..: I5		MDL.....: 130		
Cadmium	ND	0.50	ug/L	SW846 6020	10/12-10/18/07	J8NTF1AJ
		Dilution Factor: 1		Analysis Time..: 17:43	Analyst ID.....: 002260	
		Instrument ID..: I7		MDL.....: 0.092		
Cobalt	ND	5.0	ug/L	SW846 6010B	10/12/07	J8NTF1AV
		Dilution Factor: 1		Analysis Time..: 18:34	Analyst ID.....: 001644	
		Instrument ID..: I5		MDL.....: 1.7		
Chromium	ND	5.0	ug/L	SW846 6010B	10/12/07	J8NTF1AD
		Dilution Factor: 1		Analysis Time..: 18:34	Analyst ID.....: 001644	
		Instrument ID..: I5		MDL.....: 2.2		
Copper	ND	5.0	ug/L	SW846 6010B	10/12/07	J8NTF1AW
		Dilution Factor: 1		Analysis Time..: 18:34	Analyst ID.....: 001644	
		Instrument ID..: I5		MDL.....: 4.5		

(Continued on next page)

Environmental Quality Mgt., Inc.

Client Sample ID: FWGLL12mw-186C-0533-GF

TOTAL Metals

Lot-Sample #...: A7J110121-025 **Matrix.....:** WG

PARAMETER	RESULT	REPORTING LIMIT	UNITS	METHOD	PREPARATION-ANALYSIS DATE	WORK ORDER #
Iron	**861**	**20.0**	**ug/L**	**SW846 6020**	**10/12-10/18/07**	**J8NTF1AK**
		Dilution Factor: 1		Analysis Time..: 17:43	Analyst ID.....: 002260	
		Instrument ID..: I7		MDL.....: 15.0		
Mercury	ND	0.20	ug/L	SW846 7470A	10/12-10/15/07	J8NTF1AR
		Dilution Factor: 1		Analysis Time..: 14:54	Analyst ID.....: 001086	
		Instrument ID..: H4		MDL.....: 0.090		
Potassium	**1450 J**	**1000**	**ug/L**	**SW846 6010B**	**10/12/07**	**J8NTF1A2**
		Dilution Factor: 1		Analysis Time..: 18:34	Analyst ID.....: 001644	
		Instrument ID..: I5		MDL.....: 72.0		
Magnesium	**59100**	**1000**	**ug/L**	**SW846 6010B**	**10/12/07**	**J8NTF1AX**
		Dilution Factor: 1		Analysis Time..: 18:34	Analyst ID.....: 001644	
		Instrument ID..: I5		MDL.....: 34.0		
Manganese	**347 J**	**10.0**	**ug/L**	**SW846 6010B**	**10/12/07**	**J8NTF1A0**
		Dilution Factor: 1		Analysis Time..: 18:34	Analyst ID.....: 001644	
		Instrument ID..: I5		MDL.....: 0.41		
Sodium	**15200**	**1000**	**ug/L**	**SW846 6010B**	**10/12/07**	**J8NTF1AA**
		Dilution Factor: 1		Analysis Time..: 18:34	Analyst ID.....: 001644	
		Instrument ID..: I5		MDL.....: 590		
Nickel	ND	10.0	ug/L	SW846 6010B	10/12/07	J8NTF1A1
		Dilution Factor: 1		Analysis Time..: 18:34	Analyst ID.....: 001644	
		Instrument ID..: I5		MDL.....: 3.2		
Lead	ND	3.0	ug/L	SW846 6010B	10/12/07	J8NTF1AP
		Dilution Factor: 1		Analysis Time..: 18:34	Analyst ID.....: 001644	
		Instrument ID..: I5		MDL.....: 1.9		
Antimony	ND	2.0	ug/L	SW846 6020	10/12-10/18/07	J8NTF1AG
		Dilution Factor: 1		Analysis Time..: 17:43	Analyst ID.....: 002260	
		Instrument ID..: I7		MDL.....: 0.13		
Selenium	ND	5.0	ug/L	SW846 6010B	10/12/07	J8NTF1AQ
		Dilution Factor: 1		Analysis Time..: 18:34	Analyst ID.....: 001644	
		Instrument ID..: I5		MDL.....: 4.1		

(Continued on next page)

Environmental Quality Mgt., Inc.

Client Sample ID: FWGLL12mw-186C-0533-GF

TOTAL Metals

Lot-Sample #...: A7J110121-025 **Matrix.....:** WG

PARAMETER	RESULT	REPORTING LIMIT	UNITS	METHOD	PREPARATION-ANALYSIS DATE	WORK ORDER #
Thallium	ND	1.0	ug/L	SW846 6020	10/12-10/18/07	J8NTF1AL
		Dilution Factor: 1		Analysis Time..: 17:43	Analyst ID.....: 002260	
		Instrument ID..: I7		MDL.....: 0.14		
Vanadium	ND	10.0	ug/L	SW846 6010B	10/12/07	J8NTF1AC
		Dilution Factor: 1		Analysis Time..: 18:34	Analyst ID.....: 001644	
		Instrument ID..: I5		MDL.....: 0.64		
Zinc	**4.3 B**	**10.0**	**ug/L**	**SW846 6020**	**10/12-10/18/07**	**J8NTF1AM**
		Dilution Factor: 1		Analysis Time..: 17:43	Analyst ID.....: 002260	
		Instrument ID..: I7		MDL.....: 2.0		

NOTE(S):

J Method blank contamination. The associated method blank contains the target analyte at a reportable level.

B Estimated result. Result is less than RL.

Environmental Quality Mgt., Inc.

Client Sample ID: FWGBKGmw-017C-0518-GF

TOTAL Metals

Lot-Sample #...: A7J110121-027 **Matrix.....:** WG
Date Sampled...: 10/10/07 16:10 **Date Received..:** 10/11/07

PARAMETER	RESULT	REPORTING LIMIT	UNITS	METHOD	PREPARATION-ANALYSIS DATE	WORK ORDER #
Prep Batch #...: 7285017						
Silver	ND	5.0	ug/L	SW846 6010B	10/12/07	J8NTL1A3
		Dilution Factor: 1		Analysis Time..: 18:39	Analyst ID.....: 001644	
		Instrument ID..: I5		MDL.....: 2.2		
Aluminum	**41.6 B**	**50.0**	**ug/L**	**SW846 6020**	**10/12-10/18/07**	**J8NTL1AF**
		Dilution Factor: 1		Analysis Time..: 17:46	Analyst ID.....: 002260	
		Instrument ID..: I7		MDL.....: 9.3		
Arsenic	**20.2**	**5.0**	**ug/L**	**SW846 6010B**	**10/12/07**	**J8NTL1AN**
		Dilution Factor: 1		Analysis Time..: 18:39	Analyst ID.....: 001644	
		Instrument ID..: I5		MDL.....: 3.2		
Barium	**33.8**	**10.0**	**ug/L**	**SW846 6010B**	**10/12/07**	**J8NTL1AT**
		Dilution Factor: 1		Analysis Time..: 18:39	Analyst ID.....: 001644	
		Instrument ID..: I5		MDL.....: 0.67		
Beryllium	ND	1.0	ug/L	SW846 6020	10/12-10/18/07	J8NTL1AH
		Dilution Factor: 1		Analysis Time..: 17:46	Analyst ID.....: 002260	
		Instrument ID..: I7		MDL.....: 0.20		
Calcium	**100000**	**1000**	**ug/L**	**SW846 6010B**	**10/12/07**	**J8NTL1AU**
		Dilution Factor: 1		Analysis Time..: 18:39	Analyst ID.....: 001644	
		Instrument ID..: I5		MDL.....: 130		
Cadmium	ND	0.50	ug/L	SW846 6020	10/12-10/18/07	J8NTL1AJ
		Dilution Factor: 1		Analysis Time..: 17:46	Analyst ID.....: 002260	
		Instrument ID..: I7		MDL.....: 0.092		
Cobalt	ND	5.0	ug/L	SW846 6010B	10/12/07	J8NTL1AV
		Dilution Factor: 1		Analysis Time..: 18:39	Analyst ID.....: 001644	
		Instrument ID..: I5		MDL.....: 1.7		
Chromium	ND	5.0	ug/L	SW846 6010B	10/12/07	J8NTL1AD
		Dilution Factor: 1		Analysis Time..: 18:39	Analyst ID.....: 001644	
		Instrument ID..: I5		MDL.....: 2.2		
Copper	ND	5.0	ug/L	SW846 6010B	10/12/07	J8NTL1AW
		Dilution Factor: 1		Analysis Time..: 18:39	Analyst ID.....: 001644	
		Instrument ID..: I5		MDL.....: 4.5		

(Continued on next page)

Environmental Quality Mgt., Inc.

Client Sample ID: FWGBKGmw-017C-0518-GF

TOTAL Metals

Lot-Sample #...: A7J110121-027 **Matrix.....:** WG

PARAMETER	RESULT	REPORTING LIMIT	UNITS	METHOD	PREPARATION-ANALYSIS DATE	WORK ORDER #
Iron	**1780**	**20.0**	**ug/L**	**SW846 6020**	**10/12-10/18/07**	**J8NTL1AK**
		Dilution Factor: 1		Analysis Time..: 17:46	Analyst ID.....: 002260	
		Instrument ID..: I7		MDL.....: 15.0		
Mercury	ND	0.20	ug/L	SW846 7470A	10/12-10/15/07	J8NTL1AR
		Dilution Factor: 1		Analysis Time..: 14:55	Analyst ID.....: 001086	
		Instrument ID..: H4		MDL.....: 0.090		
Potassium	**1990 J**	**1000**	**ug/L**	**SW846 6010B**	**10/12/07**	**J8NTL1A2**
		Dilution Factor: 1		Analysis Time..: 18:39	Analyst ID.....: 001644	
		Instrument ID..: I5		MDL.....: 72.0		
Magnesium	**42800**	**1000**	**ug/L**	**SW846 6010B**	**10/12/07**	**J8NTL1AX**
		Dilution Factor: 1		Analysis Time..: 18:39	Analyst ID.....: 001644	
		Instrument ID..: I5		MDL.....: 34.0		
Manganese	**213 J**	**10.0**	**ug/L**	**SW846 6010B**	**10/12/07**	**J8NTL1A0**
		Dilution Factor: 1		Analysis Time..: 18:39	Analyst ID.....: 001644	
		Instrument ID..: I5		MDL.....: 0.41		
Sodium	**21400**	**1000**	**ug/L**	**SW846 6010B**	**10/12/07**	**J8NTL1AA**
		Dilution Factor: 1		Analysis Time..: 18:39	Analyst ID.....: 001644	
		Instrument ID..: I5		MDL.....: 590		
Nickel	ND	10.0	ug/L	SW846 6010B	10/12/07	J8NTL1A1
		Dilution Factor: 1		Analysis Time..: 18:39	Analyst ID.....: 001644	
		Instrument ID..: I5		MDL.....: 3.2		
Lead	ND	3.0	ug/L	SW846 6010B	10/12/07	J8NTL1AP
		Dilution Factor: 1		Analysis Time..: 18:39	Analyst ID.....: 001644	
		Instrument ID..: I5		MDL.....: 1.9		
Antimony	ND	2.0	ug/L	SW846 6020	10/12-10/18/07	J8NTL1AG
		Dilution Factor: 1		Analysis Time..: 17:46	Analyst ID.....: 002260	
		Instrument ID..: I7		MDL.....: 0.13		
Selenium	ND	5.0	ug/L	SW846 6010B	10/12/07	J8NTL1AQ
		Dilution Factor: 1		Analysis Time..: 18:39	Analyst ID.....: 001644	
		Instrument ID..: I5		MDL.....: 4.1		

(Continued on next page)

Environmental Quality Mgt., Inc.

Client Sample ID: FWGBKGmw-017C-0518-GF

TOTAL Metals

Lot-Sample #...: A7J110121-027 **Matrix.....:** WG

PARAMETER	RESULT	REPORTING LIMIT	UNITS	METHOD	PREPARATION-ANALYSIS DATE	WORK ORDER #
Thallium	ND	1.0	ug/L	SW846 6020	10/12-10/18/07	J8NTL1AL
		Dilution Factor: 1		Analysis Time..: 17:46	Analyst ID.....: 002260	
		Instrument ID..: I7		MDL.....: 0.14		
Vanadium	ND	10.0	ug/L	SW846 6010B	10/12/07	J8NTL1AC
		Dilution Factor: 1		Analysis Time..: 18:39	Analyst ID.....: 001644	
		Instrument ID..: I5		MDL.....: 0.64		
Zinc	**4.9 B**	**10.0**	**ug/L**	**SW846 6020**	**10/12-10/18/07**	**J8NTL1AM**
		Dilution Factor: 1		Analysis Time..: 17:46	Analyst ID.....: 002260	
		Instrument ID..: I7		MDL.....: 2.0		

NOTE(S):

B Estimated result. Result is less than RL.

J Method blank contamination. The associated method blank contains the target analyte at a reportable level.

METHOD BLANK REPORT

TOTAL Metals

Client Lot #...: A7J110121 **Matrix.....:** WATER

PARAMETER	RESULT	REPORTING LIMIT	UNITS	METHOD	PREPARATION-ANALYSIS DATE	WORK ORDER #
MB Lot-Sample #: A7J120000-017 **Prep Batch #...:** 7285017						
Aluminum	ND	50.0	ug/L	SW846 6020	10/12-10/18/07	J8RL91AE
		Dilution Factor: 1				
		Analysis Time..: 13:10		Analyst ID.....: 002260	Instrument ID..: I7	
Antimony	ND	2.0	ug/L	SW846 6020	10/12-10/18/07	J8RL91AF
		Dilution Factor: 1				
		Analysis Time..: 13:10		Analyst ID.....: 002260	Instrument ID..: I7	
Arsenic	ND	5.0	ug/L	SW846 6010B	10/12/07	J8RL91AM
		Dilution Factor: 1				
		Analysis Time..: 16:24		Analyst ID.....: 001644	Instrument ID..: I5	
Barium	ND	10.0	ug/L	SW846 6010B	10/12/07	J8RL91AR
		Dilution Factor: 1				
		Analysis Time..: 16:24		Analyst ID.....: 001644	Instrument ID..: I5	
Beryllium	ND	1.0	ug/L	SW846 6020	10/12-10/18/07	J8RL91AG
		Dilution Factor: 1				
		Analysis Time..: 15:59		Analyst ID.....: 002260	Instrument ID..: I7	
Cadmium	ND	0.50	ug/L	SW846 6020	10/12-10/18/07	J8RL91AH
		Dilution Factor: 1				
		Analysis Time..: 13:10		Analyst ID.....: 002260	Instrument ID..: I7	
Calcium	ND	1000	ug/L	SW846 6010B	10/12/07	J8RL91AT
		Dilution Factor: 1				
		Analysis Time..: 16:24		Analyst ID.....: 001644	Instrument ID..: I5	
Chromium	ND	5.0	ug/L	SW846 6010B	10/12/07	J8RL91AD
		Dilution Factor: 1				
		Analysis Time..: 16:24		Analyst ID.....: 001644	Instrument ID..: I5	
Cobalt	ND	5.0	ug/L	SW846 6010B	10/12/07	J8RL91AU
		Dilution Factor: 1				
		Analysis Time..: 16:24		Analyst ID.....: 001644	Instrument ID..: I5	
Copper	ND	5.0	ug/L	SW846 6010B	10/12/07	J8RL91AV
		Dilution Factor: 1				
		Analysis Time..: 16:24		Analyst ID.....: 001644	Instrument ID..: I5	
Iron	ND	20.0	ug/L	SW846 6020	10/12-10/18/07	J8RL91AJ
		Dilution Factor: 1				
		Analysis Time..: 13:10		Analyst ID.....: 002260	Instrument ID..: I7	

(Continued on next page)

METHOD BLANK REPORT

TOTAL Metals

Client Lot #...: A7J110121 **Matrix.....:** WATER

PARAMETER	RESULT	REPORTING LIMIT	UNITS	METHOD	PREPARATION-ANALYSIS DATE	WORK ORDER #
Lead	ND	3.0	ug/L	SW846 6010B	10/12/07	J8RL91AN
		Dilution Factor: 1				
		Analysis Time..: 16:24		Analyst ID.....: 001644	Instrument ID..: I5	
Magnesium	ND	1000	ug/L	SW846 6010B	10/12/07	J8RL91AW
		Dilution Factor: 1				
		Analysis Time..: 16:24		Analyst ID.....: 001644	Instrument ID..: I5	
Manganese	**0.71 B**	**10.0**	**ug/L**	**SW846 6010B**	**10/12/07**	**J8RL91AX**
		Dilution Factor: 1				
		Analysis Time..: 16:24		Analyst ID.....: 001644	Instrument ID..: I5	
Mercury	ND	0.20	ug/L	SW846 7470A	10/12-10/15/07	J8RL91AQ
		Dilution Factor: 1				
		Analysis Time..: 14:34		Analyst ID.....: 001086	Instrument ID..: H4	
Nickel	ND	10.0	ug/L	SW846 6010B	10/12/07	J8RL91A0
		Dilution Factor: 1				
		Analysis Time..: 16:24		Analyst ID.....: 001644	Instrument ID..: I5	
Potassium	**137 B**	**1000**	**ug/L**	**SW846 6010B**	**10/12/07**	**J8RL91A1**
		Dilution Factor: 1				
		Analysis Time..: 16:24		Analyst ID.....: 001644	Instrument ID..: I5	
Selenium	ND	5.0	ug/L	SW846 6010B	10/12/07	J8RL91AP
		Dilution Factor: 1				
		Analysis Time..: 16:24		Analyst ID.....: 001644	Instrument ID..: I5	
Silver	ND	5.0	ug/L	SW846 6010B	10/12/07	J8RL91A2
		Dilution Factor: 1				
		Analysis Time..: 16:24		Analyst ID.....: 001644	Instrument ID..: I5	
Sodium	ND	1000	ug/L	SW846 6010B	10/12/07	J8RL91AA
		Dilution Factor: 1				
		Analysis Time..: 16:24		Analyst ID.....: 001644	Instrument ID..: I5	
Thallium	ND	1.0	ug/L	SW846 6020	10/12-10/18/07	J8RL91AK
		Dilution Factor: 1				
		Analysis Time..: 13:10		Analyst ID.....: 002260	Instrument ID..: I7	
Vanadium	ND	10.0	ug/L	SW846 6010B	10/12/07	J8RL91AC
		Dilution Factor: 1				
		Analysis Time..: 16:24		Analyst ID.....: 001644	Instrument ID..: I5	
Zinc	ND	10.0	ug/L	SW846 6020	10/12-10/18/07	J8RL91AL
		Dilution Factor: 1				
		Analysis Time..: 13:10		Analyst ID.....: 002260	Instrument ID..: I7	

(Continued on next page)

METHOD BLANK REPORT

TOTAL Metals

Client Lot #...: A7J110121 Matrix.....: WATER

NOTE(S):

Calculations are performed before rounding to avoid round-off errors in calculated results.

B Estimated result. Result is less than RL.

Method Blank Outlier Report

Lab Reporting Batch : A7J110121
Lab ID: STLCAN
Analysis Method : 6010B
Analysis Date : 10/12/2007
Preparation Type : 3005A
Preparation Date : 10/12/2007
Method Blank Lab Sample ID : A7J120000017B
Preparation Batch : 7285017

Manganese	Result	Reporting Limit	Units	Lab Qual	Comments
Method Blank Result:	0.71	10.0	ug/L	B	

Manganese contamination found in the method blank did not qualify any samples.

Potassium	Result	Reporting Limit	Units	Lab Qual	Comments
Method Blank Result:	137	1000	ug/L	B	

Potassium was qualified due to method blank contamination in the following associated samples:

Client Sample ID	Lab Sample ID	Dilution	Result	Lab Qual	Result Units
FWGEQUIPRINSE3-0558-G	A7J110121007	1	145	B J	ug/L

MB result less than 1/2 MRL NO qualifications

CTW 12/14/07

QC Outlier Report: Equipment Blank

Lab Reporting Batch : A7J110121 **Lab ID:** STLCAN
Method/Preparation Batch : 7285017 / 7285017 **Analysis Date :** 10/12/2007
Client Sample ID : FWGEQUIPRINSE3-0558-GW **Preparation Date :** 10/12/2007
Lab Sample ID : A7J110121007 **Preparation Type :** 3005A

Analysis Method : 6010B

Barium	Result	Reporting Limit	Units	Lab Qual	Comments
Equipment Blank Result:	0.72	10.0	ug/L	B	

Barium contamination found in the equipment blank did not qualify any samples.

Potassium	Result	Reporting Limit	Units	Lab Qual	Comments
Equipment Blank Result:	145	1000	ug/L	B J	

Potassium contamination found in the equipment blank did not qualify any samples.

Antimony	Result	Reporting Limit	Units	Lab Qual	Comments
Equipment Blank Result:	0.23	2.0	ug/L	B	

EB result less than 1/2 MRL NO qual. dtw 12/14/07

Antimony was qualified due to equipment blank contamination in the following associated samples:

Client Sample ID	Lab Sample ID	Dilution	Result	Lab Qual	Result Unit
FWGWBGmw-009C-0550-G	A7J110121002	1	0.24	B	ug/L

2-Butanone	Result	Reporting Limit	Units	Lab Qual	Comments
Equipment Blank Result:	24	10	ug/L		Common Contaminant

2-Butanone contamination found in the equipment blank did not qualify any samples.

Acetone	Result	Reporting Limit	Units	Lab Qual	Comments
Equipment Blank Result:	14	10	ug/L		Common Contaminant

Acetone contamination found in the equipment blank did not qualify any samples.

Ethylbenzene	Result	Reporting Limit	Units	Lab Qual	Comments
Equipment Blank Result:	0.34	1.0	ug/L	J	

Ethylbenzene contamination found in the equipment blank did not qualify any samples.

M&P-XYLENES	Result	Reporting Limit	Units	Lab Qual	Comments
Equipment Blank Result:	1.7	2.0	ug/L	J	

MP-XYLENES contamination found in the equipment blank did not qualify any samples.

QC Outlier Report: Equipment Blank

Lab Reporting Batch : A7J110121 **Lab ID:** STLCAN
Method/Preparation Batch : 7291329 / 7291329 **Analysis Date :** 10/17/2007
Client Sample ID : FWGEQUIPRINSE3-0558-GW **Preparation Date :** 10/17/2007
Lab Sample ID : A7J110121007 **Preparation Type :** 5030B

Analysis Method : 8260B

o-Xylene	Result	Reporting Limit	Units	Lab Qual	Comments
Equipment Blank Result:	0.48	1.0	ug/L	J	

o-Xylene contamination found in the equipment blank did not qualify any samples.

Toluene	Result	Reporting Limit	Units	Lab Qual	Comments
Equipment Blank Result:	1.5	1.0	ug/L		Common Contaminant

Toluene contamination found in the equipment blank did not qualify any samples.

TOTAL XYLENES	Result	Reporting Limit	Units	Lab Qual	Comments
Equipment Blank Result:	2.2	2.0	ug/L		

TOTAL XYLENES contamination found in the equipment blank did not qualify any samples.

Benzyl alcohol	Result	Reporting Limit	Units	Lab Qual	Comments
Equipment Blank Result:	1.2	5.0	ug/L	J	

Benzyl alcohol contamination found in the equipment blank did not qualify any samples.

bis(2-Ethylhexyl) phthalate	Result	Reporting Limit	Units	Lab Qual	Comments
Equipment Blank Result:	1.2	10	ug/L	J	Common Contaminant

bis(2-Ethylhexyl) phthalate was qualified due to equipment blank contamination in the following associated samples:

Client Sample ID	Lab Sample ID	Dilution	Result	Lab Qual	Result Unit
FWGBKGmw-012C-0514-G	A7J110121011	1	1.5	J	ug/L
FWGBKGmw-DUP1-0551-G	A7J110121013	1	0.95	J	ug/L
FWGDETmw-4bR-0527-GW	A7J110121018	1	4.9	J B	ug/L
FWGLL12mw-186C-0533-G	A7J110121024	1	2.2	J B	ug/L
FWGWBGmw-009C-0550-G	A7J110121001	1	5.0	J	ug/L

EB result less than ½ MRL; No qualifications were made. HW 12/13/07

LABORATORY CONTROL SAMPLE EVALUATION REPORT

TOTAL Metals

Client Lot #...: A7J110121 **Matrix.....:** WATER

PARAMETER	PERCENT RECOVERY	RECOVERY LIMITS	METHOD	PREPARATION-ANALYSIS DATE	WORK ORDER #
LCS Lot-Sample#: A7J120000-017 **Prep Batch #...:** 7285017					
Sodium	104	(80 - 120)	SW846 6010B	10/12/07	J8RL91A3
		Dilution Factor: 1	Analysis Time..: 16:29	Analyst ID.....: 001644	
		Instrument ID..: I5			
Vanadium	92	(80 - 120)	SW846 6010B	10/12/07	J8RL91A4
		Dilution Factor: 1	Analysis Time..: 16:29	Analyst ID.....: 001644	
		Instrument ID..: I5			
Chromium	90	(80 - 120)	SW846 6010B	10/12/07	J8RL91A5
		Dilution Factor: 1	Analysis Time..: 16:29	Analyst ID.....: 001644	
		Instrument ID..: I5			
Aluminum	97	(77 - 123)	SW846 6020	10/12-10/18/07	J8RL91A6
		Dilution Factor: 1	Analysis Time..: 13:14	Analyst ID.....: 002260	
		Instrument ID..: I7			
Antimony	95	(57 - 110)	SW846 6020	10/12-10/18/07	J8RL91A7
		Dilution Factor: 1	Analysis Time..: 13:14	Analyst ID.....: 002260	
		Instrument ID..: I7			
Beryllium	97	(84 - 120)	SW846 6020	10/12-10/18/07	J8RL91A8
		Dilution Factor: 1	Analysis Time..: 16:02	Analyst ID.....: 002260	
		Instrument ID..: I7			
Cadmium	105	(89 - 114)	SW846 6020	10/12-10/18/07	J8RL91A9
		Dilution Factor: 1	Analysis Time..: 13:14	Analyst ID.....: 002260	
		Instrument ID..: I7			
Iron	102	(80 - 118)	SW846 6020	10/12-10/18/07	J8RL91CA
		Dilution Factor: 1	Analysis Time..: 13:14	Analyst ID.....: 002260	
		Instrument ID..: I7			
Thallium	100	(82 - 113)	SW846 6020	10/12-10/18/07	J8RL91CC
		Dilution Factor: 1	Analysis Time..: 13:14	Analyst ID.....: 002260	
		Instrument ID..: I7			
Zinc	109	(90 - 129)	SW846 6020	10/12-10/18/07	J8RL91CD
		Dilution Factor: 1	Analysis Time..: 13:14	Analyst ID.....: 002260	
		Instrument ID..: I7			

(Continued on next page)

LABORATORY CONTROL SAMPLE EVALUATION REPORT

TOTAL Metals

Client Lot #...: A7J110121 **Matrix.....:** WATER

PARAMETER	PERCENT RECOVERY	RECOVERY LIMITS	METHOD	PREPARATION-ANALYSIS DATE	WORK ORDER #
Arsenic	89	(80 - 120)	SW846 6010B	10/12/07	J8RL91CE
		Dilution Factor: 1	Analysis Time..: 16:29		Analyst ID.....: 001644
		Instrument ID..: I5			
Lead	89	(80 - 120)	SW846 6010B	10/12/07	J8RL91CF
		Dilution Factor: 1	Analysis Time..: 16:29		Analyst ID.....: 001644
		Instrument ID..: I5			
Selenium	90	(80 - 120)	SW846 6010B	10/12/07	J8RL91CG
		Dilution Factor: 1	Analysis Time..: 16:29		Analyst ID.....: 001644
		Instrument ID..: I5			
Mercury	87	(81 - 123)	SW846 7470A	10/12-10/15/07	J8RL91CH
		Dilution Factor: 1	Analysis Time..: 14:36		Analyst ID.....: 001086
		Instrument ID..: H4			
Barium	91	(80 - 120)	SW846 6010B	10/12/07	J8RL91CJ
		Dilution Factor: 1	Analysis Time..: 16:29		Analyst ID.....: 001644
		Instrument ID..: I5			
Calcium	102	(80 - 120)	SW846 6010B	10/12/07	J8RL91CK
		Dilution Factor: 1	Analysis Time..: 16:29		Analyst ID.....: 001644
		Instrument ID..: I5			
Cobalt	88	(80 - 120)	SW846 6010B	10/12/07	J8RL91CL
		Dilution Factor: 1	Analysis Time..: 16:29		Analyst ID.....: 001644
		Instrument ID..: I5			
Copper	94	(80 - 120)	SW846 6010B	10/12/07	J8RL91CM
		Dilution Factor: 1	Analysis Time..: 16:29		Analyst ID.....: 001644
		Instrument ID..: I5			
Magnesium	103	(80 - 120)	SW846 6010B	10/12/07	J8RL91CN
		Dilution Factor: 1	Analysis Time..: 16:29		Analyst ID.....: 001644
		Instrument ID..: I5			
Manganese	95	(80 - 120)	SW846 6010B	10/12/07	J8RL91CP
		Dilution Factor: 1	Analysis Time..: 16:29		Analyst ID.....: 001644
		Instrument ID..: I5			
Nickel	91	(80 - 120)	SW846 6010B	10/12/07	J8RL91CQ
		Dilution Factor: 1	Analysis Time..: 16:29		Analyst ID.....: 001644
		Instrument ID..: I5			

(Continued on next page)

LABORATORY CONTROL SAMPLE EVALUATION REPORT

TOTAL Metals

Client Lot #...: A7J110121 **Matrix.....:** WATER

PARAMETER	PERCENT RECOVERY	RECOVERY LIMITS	METHOD	PREPARATION-ANALYSIS DATE	WORK ORDER #
Potassium	102	(80 - 120)	SW846 6010B	10/12/07	J8RL91CR
		Dilution Factor: 1	Analysis Time..: 16:29		Analyst ID.....: 001644
		Instrument ID..: I5			
Silver	106	(80 - 120)	SW846 6010B	10/12/07	J8RL91CT
		Dilution Factor: 1	Analysis Time..: 16:29		Analyst ID.....: 001644
		Instrument ID..: I5			

NOTE(S):

Calculations are performed before rounding to avoid round-off errors in calculated results.

MATRIX SPIKE SAMPLE EVALUATION REPORT

TOTAL Metals

Client Lot #...: A7J110121 **Matrix.....:** WG
Date Sampled...: 10/10/07 13:15 **Date Received..:** 10/11/07

PARAMETER	PERCENT RECOVERY	RECOVERY LIMITS	METHOD	PREPARATION-ANALYSIS DATE	WORK ORDER #
MS Lot-Sample #: A7J110121-006 **Prep Batch #...:** 7285017					
Aluminum	104	(63 - 128)	SW846 6020	10/12-10/18/07	J8NP41AQ
		Dilution Factor: 1	Analysis Time..: 13:41	Instrument ID..: I7	
		Analyst ID.....: 002260			
Antimony	98	(44 - 153)	SW846 6020	10/12-10/18/07	J8NP41AU
		Dilution Factor: 1	Analysis Time..: 13:41	Instrument ID..: I7	
		Analyst ID.....: 002260			
Arsenic	98	(75 - 125)	SW846 6010B	10/12/07	J8NP41CF
		Dilution Factor: 1	Analysis Time..: 17:22	Instrument ID..: I5	
		Analyst ID.....: 001644			
Barium	100	(75 - 125)	SW846 6010B	10/12/07	J8NP41CU
		Dilution Factor: 1	Analysis Time..: 17:22	Instrument ID..: I5	
		Analyst ID.....: 001644			
Beryllium	99	(77 - 124)	SW846 6020	10/12-10/18/07	J8NP41AX
		Dilution Factor: 1	Analysis Time..: 16:51	Instrument ID..: I7	
		Analyst ID.....: 002260			
Cadmium	101	(78 - 117)	SW846 6020	10/12-10/18/07	J8NP41A2
		Dilution Factor: 1	Analysis Time..: 13:41	Instrument ID..: I7	
		Analyst ID.....: 002260			
Calcium	96	(75 - 125)	SW846 6010B	10/12/07	J8NP41CX
		Dilution Factor: 1	Analysis Time..: 17:22	Instrument ID..: I5	
		Analyst ID.....: 001644			
Chromium	98	(75 - 125)	SW846 6010B	10/12/07	J8NP41AJ
		Dilution Factor: 1	Analysis Time..: 17:22	Instrument ID..: I5	
		Analyst ID.....: 001644			
Cobalt	96	(75 - 125)	SW846 6010B	10/12/07	J8NP41C2
		Dilution Factor: 1	Analysis Time..: 17:22	Instrument ID..: I5	
		Analyst ID.....: 001644			
Copper	104	(75 - 125)	SW846 6010B	10/12/07	J8NP41C5
		Dilution Factor: 1	Analysis Time..: 17:22	Instrument ID..: I5	
		Analyst ID.....: 001644			

(Continued on next page)

MATRIX SPIKE SAMPLE EVALUATION REPORT

TOTAL Metals

Client Lot #...: A7J110121 **Matrix.....:** WG
Date Sampled...: 10/10/07 13:15 **Date Received..:** 10/11/07

PARAMETER	PERCENT RECOVERY	RECOVERY LIMITS	METHOD	PREPARATION-ANALYSIS DATE	WORK ORDER #
Iron	94	(22 - 169)	SW846 6020	10/12-10/18/07	J8NP41A5
		Dilution Factor: 1	Analysis Time..: 13:41		Instrument ID..: I7
		Analyst ID.....: 002260			
Lead	96	(75 - 125)	SW846 6010B	10/12/07	J8NP41CJ
		Dilution Factor: 1	Analysis Time..: 17:22		Instrument ID..: I5
		Analyst ID.....: 001644			
Magnesium	104	(75 - 125)	SW846 6010B	10/12/07	J8NP41C8
		Dilution Factor: 1	Analysis Time..: 17:22		Instrument ID..: I5
		Analyst ID.....: 001644			
Manganese	101	(75 - 125)	SW846 6010B	10/12/07	J8NP41DC
		Dilution Factor: 1	Analysis Time..: 17:22		Instrument ID..: I5
		Analyst ID.....: 001644			
Mercury	89	(69 - 134)	SW846 7470A	10/12-10/15/07	J8NP41CQ
		Dilution Factor: 1	Analysis Time..: 14:37		Instrument ID..: H4
		Analyst ID.....: 001086			
Nickel	100	(75 - 125)	SW846 6010B	10/12/07	J8NP41DF
		Dilution Factor: 1	Analysis Time..: 17:22		Instrument ID..: I5
		Analyst ID.....: 001644			
Potassium	105	(75 - 125)	SW846 6010B	10/12/07	J8NP41DJ
		Dilution Factor: 1	Analysis Time..: 17:22		Instrument ID..: I5
		Analyst ID.....: 001644			
Selenium	98	(75 - 125)	SW846 6010B	10/12/07	J8NP41CM
		Dilution Factor: 1	Analysis Time..: 17:22		Instrument ID..: I5
		Analyst ID.....: 001644			
Silver	108	(75 - 125)	SW846 6010B	10/12/07	J8NP41DM
		Dilution Factor: 1	Analysis Time..: 17:22		Instrument ID..: I5
		Analyst ID.....: 001644			
Sodium	105	(75 - 125)	SW846 6010B	10/12/07	J8NP41AC
		Dilution Factor: 1	Analysis Time..: 17:22		Instrument ID..: I5
		Analyst ID.....: 001644			
Thallium	94	(69 - 117)	SW846 6020	10/12-10/18/07	J8NP41A8
		Dilution Factor: 1	Analysis Time..: 13:41		Instrument ID..: I7
		Analyst ID.....: 002260			

(Continued on next page)

MATRIX SPIKE SAMPLE EVALUATION REPORT

TOTAL Metals

Client Lot #...: A7J110121 **Matrix.....:** WG
Date Sampled...: 10/10/07 13:15 **Date Received..:** 10/11/07

PARAMETER	PERCENT RECOVERY	RECOVERY LIMITS	METHOD	PREPARATION-ANALYSIS DATE	WORK ORDER #
Vanadium	100	(75 - 125)	SW846 6010B	10/12/07	J8NP41AF
		Dilution Factor: 1	Analysis Time..: 17:22		Instrument ID..: I5
		Analyst ID.....: 001644			
Zinc	103	(49 - 156)	SW846 6020	10/12-10/18/07	J8NP41CC
		Dilution Factor: 1	Analysis Time..: 13:41		Instrument ID..: I7
		Analyst ID.....: 002260			

NOTE(S):

Calculations are performed before rounding to avoid round-off errors in calculated results.

SAMPLE DUPLICATE EVALUATION REPORT

Metals

Client Lot #...: A7J110121 **Work Order #...:** J8NP4-SMP J8NP4-DUP **Matrix.....:** WG

Date Sampled...: 10/10/07 13:15 **Date Received..:** 10/11/07

PARAM	RESULT	DUPLICATE RESULT	UNITS	RPD	RPD LIMIT	METHOD	PREPARATION-ANALYSIS DATE	PREP BATCH #
Silver						SD Lot-Sample #: A7J110121-006		
	ND	ND	ug/L	0	(0-20)	SW846 6010B	10/12/07	7285017
			Dilution Factor: 1			Analysis Time..: 17:22	Analyst ID.....: 001644	
			Instrument ID..: I5					
Aluminum						SD Lot-Sample #: A7J110121-006		
	ND	ND	ug/L	0	(0-20)	SW846 6020	10/12-10/18/07	7285017
			Dilution Factor: 1			Analysis Time..: 13:41	Analyst ID.....: 002260	
			Instrument ID..: I7					
Arsenic						SD Lot-Sample #: A7J110121-006		
	11.4	10	ug/L	13	(0-20)	SW846 6010B	10/12/07	7285017
			Dilution Factor: 1			Analysis Time..: 17:22	Analyst ID.....: 001644	
			Instrument ID..: I5					
Barium						SD Lot-Sample #: A7J110121-006		
	89.4	86.8	ug/L	3.0	(0-20)	SW846 6010B	10/12/07	7285017
			Dilution Factor: 1			Analysis Time..: 17:22	Analyst ID.....: 001644	
			Instrument ID..: I5					
Beryllium						SD Lot-Sample #: A7J110121-006		
	ND	ND	ug/L	0	(0-20)	SW846 6020	10/12-10/18/07	7285017
			Dilution Factor: 1			Analysis Time..: 16:51	Analyst ID.....: 002260	
			Instrument ID..: I7					
Calcium						SD Lot-Sample #: A7J110121-006		
	76300	74100	ug/L	2.9	(0-20)	SW846 6010B	10/12/07	7285017
			Dilution Factor: 1			Analysis Time..: 17:22	Analyst ID.....: 001644	
			Instrument ID..: I5					
Cadmium						SD Lot-Sample #: A7J110121-006		
	ND	ND	ug/L	0	(0-20)	SW846 6020	10/12-10/18/07	7285017
			Dilution Factor: 1			Analysis Time..: 13:41	Analyst ID.....: 002260	
			Instrument ID..: I7					
Cobalt						SD Lot-Sample #: A7J110121-006		
	ND	ND	ug/L	0	(0-20)	SW846 6010B	10/12/07	7285017
			Dilution Factor: 1			Analysis Time..: 17:22	Analyst ID.....: 001644	
			Instrument ID..: I5					
Chromium						SD Lot-Sample #: A7J110121-006		
	ND	ND	ug/L	0	(0-20)	SW846 6010B	10/12/07	7285017
			Dilution Factor: 1			Analysis Time..: 17:22	Analyst ID.....: 001644	
			Instrument ID..: I5					

(Continued on next page)

SAMPLE DUPLICATE EVALUATION REPORT

Metals

Lot-Sample #...: A7J110121-000 **Work Order #...:** J8NP4-SMP J8NP4-DUP **Matrix.....:** WG

PARAM	RESULT	DUPLICATE RESULT	UNITS	RPD	RPD LIMIT	METHOD	PREPARATION-ANALYSIS DATE	PREP BATCH #
Copper						SD Lot-Sample #: A7J110121-006		
	ND	ND	ug/L	0	(0-20)	SW846 6010B	10/12/07	7285017
		Dilution Factor: 1				Analysis Time..: 17:22	Analyst ID.....: 001644	
		Instrument ID..: I5						
Iron						SD Lot-Sample #: A7J110121-006		
	844	862	ug/L	2.0	(0-20)	SW846 6020	10/12-10/18/07	7285017
		Dilution Factor: 1				Analysis Time..: 13:41	Analyst ID.....: 002260	
		Instrument ID..: I7						
Mercury						SD Lot-Sample #: A7J110121-006		
	ND	ND	ug/L	0	(0-20)	SW846 7470A	10/12-10/15/07	7285017
		Dilution Factor: 1				Analysis Time..: 14:37	Analyst ID.....: 001086	
		Instrument ID..: H4						
Potassium						SD Lot-Sample #: A7J110121-006		
	1970 J,E	1920	ug/L	3.1	(0-20)	SW846 6010B	10/12/07	7285017
		Dilution Factor: 1				Analysis Time..: 17:22	Analyst ID.....: 001644	
		Instrument ID..: I5						
Magnesium						SD Lot-Sample #: A7J110121-006		
	26100	25400	ug/L	2.9	(0-20)	SW846 6010B	10/12/07	7285017
		Dilution Factor: 1				Analysis Time..: 17:22	Analyst ID.....: 001644	
		Instrument ID..: I5						
Manganese						SD Lot-Sample #: A7J110121-006		
	417 J	404	ug/L	3.0	(0-20)	SW846 6010B	10/12/07	7285017
		Dilution Factor: 1				Analysis Time..: 17:22	Analyst ID.....: 001644	
		Instrument ID..: I5						
Sodium						SD Lot-Sample #: A7J110121-006		
	13100	12700	ug/L	2.9	(0-20)	SW846 6010B	10/12/07	7285017
		Dilution Factor: 1				Analysis Time..: 17:22	Analyst ID.....: 001644	
		Instrument ID..: I5						
Nickel						SD Lot-Sample #: A7J110121-006		
	ND	ND	ug/L	0	(0-20)	SW846 6010B	10/12/07	7285017
		Dilution Factor: 1				Analysis Time..: 17:22	Analyst ID.....: 001644	
		Instrument ID..: I5						
Lead						SD Lot-Sample #: A7J110121-006		
	ND	ND	ug/L	0	(0-20)	SW846 6010B	10/12/07	7285017
		Dilution Factor: 1				Analysis Time..: 17:22	Analyst ID.....: 001644	
		Instrument ID..: I5						

(Continued on next page)

SAMPLE DUPLICATE EVALUATION REPORT

Metals

Lot-Sample #...: A7J110121-000 **Work Order #...:** J8NP4-SMP J8NP4-DUP **Matrix.....:** WG

PARAM	RESULT	DUPLICATE RESULT	UNITS	RPD	RPD LIMIT	METHOD	PREPARATION-ANALYSIS DATE	PREP BATCH #
Antimony						SD Lot-Sample #: A7J110121-006		
	ND	ND	ug/L	0	(0-20)	SW846 6020	10/12-10/18/07	7285017
		Dilution Factor: 1				Analysis Time..: 13:41	Analyst ID.....: 002260	
		Instrument ID..: I7						
Selenium						SD Lot-Sample #: A7J110121-006		
	ND	ND	ug/L	0	(0-20)	SW846 6010B	10/12/07	7285017
		Dilution Factor: 1				Analysis Time..: 17:22	Analyst ID.....: 001644	
		Instrument ID..: I5						
Thallium						SD Lot-Sample #: A7J110121-006		
	ND	ND	ug/L	0	(0-20)	SW846 6020	10/12-10/18/07	7285017
		Dilution Factor: 1				Analysis Time..: 13:41	Analyst ID.....: 002260	
		Instrument ID..: I7						
Vanadium						SD Lot-Sample #: A7J110121-006		
	ND	ND	ug/L	0	(0-20)	SW846 6010B	10/12/07	7285017
		Dilution Factor: 1				Analysis Time..: 17:22	Analyst ID.....: 001644	
		Instrument ID..: I5						
Zinc						SD Lot-Sample #: A7J110121-006		
	5.1 B	4.0 B	ug/L	24	(0-20)	SW846 6020	10/12-10/18/07	7285017
		Dilution Factor: 1				Analysis Time..: 13:41	Analyst ID.....: 002260	
		Instrument ID..: I7						

NOTE(S):

Calculations are performed before rounding to avoid round-off errors in calculated results.

J Method blank contamination. The associated method blank contains the target analyte at a reportable level.

E Matrix interference.

B Estimated result. Result is less than RL.

QC Outlier Report: Field Duplicates (Non-qualified Outliers)

Lab Report Batch: A7J110121 **Lab ID:** STLCAN

			Field Sample				Field Sample Duplicate						
Analysis Method	Matrix	Analyte Name	Client Sample ID	Ana Type	Result	Lab Qualifier	Client Sample Duplicate ID	Ana Type	Result	Lab Qualifiers	RPD Dup* (%)	RPD Criteria (%)	Result Units
6010B	AQ	Nickel	FWGBKGmw-012	ES/TO	3.3	B	FWGBKGmw-DU	ES/TO	10.0	U	200.0	30	ug/L
6020	AQ	Aluminum		ES/TO	27.2	B		ES/TO	37.7	B	32.4	30	ug/L
8081A	AQ	beta-BHC	FWGBKGmw-012	RES	0.026	J	FWGBKGmw-DU	RES	0.0099	J	89.7	30	ug/L
	AQ	Methoxychlor		RES	0.10	U		RES	0.027	J	200.0	30	ug/L
8270C	AQ	bis(2-Ethylhexyl) phthalate		RES	1.5	J		RES	0.95	J	44.9	30	ug/L

Note: Outlier report also includes analytes detected in one sample but not in the related sample, i.e., analyte was detected in the field sample but not in the field duplicate sample, or vice versa. In this case, RPD value assigned to the field duplicate sample is 200.

Project Number and Name: ***030240.0005 - Ravenna GW***

: Instrument Upload Run Log - Page 1 :
: Started Fri Oct 12 07:56:12 2007 by WILLIAML :
: Data File: UPL$CAN_DATA_ROOT:<TJA>I51011A.ARC;1 :

#	WorkOrder	Dilution	Date	Time	Batch	Lot	Instrument	
1	STD1	1	11-OCT-2007	07:57:00			I5	
2	CAL1	1	11-OCT-2007	08:03:00			I5	
3	CAL2	1	11-OCT-2007	08:08:00			I5	
4	CAL3	1	11-OCT-2007	08:14:00			I5	
5	SCAL	1	11-OCT-2007	08:20:00			I5	
6	CAL	1	11-OCT-2007	08:24:00			I5	
7	ICV	1	11-OCT-2007	08:31:00			I5	
8	ICB	1	11-OCT-2007	08:40:00			I5	
9	CRI	MRL	11-OCT-2007	08:45:00			I5	
10	ICSA	1	11-OCT-2007	08:52:00			I5	
11	AL	1	11-OCT-2007	09:02:00			I5	
12	FE	1	11-OCT-2007	09:07:00			I5	
13	Z	1	11-OCT-2007	09:12:00			I5	
14	ICSA	1	11-OCT-2007	10:00:00			I5	
15	ICSAB	1	11-OCT-2007	10:05:00			I5	
16	CCV	1	11-OCT-2007	10:14:00			I5	
17	CCB	1	11-OCT-2007	10:22:00			I5	
18	J8FG1B	1	11-OCT-2007	10:38:00			I5	
19	J8AG4B	1	11-OCT-2007	10:44:00	7278028	A7J050000	I5	
20	J8AG4C	1	11-OCT-2007	10:49:00	7278028	A7J050000	I5	
21	J748R	1	11-OCT-2007	10:56:00	7278028	A7J030104	I5	
22	J748RL	1	11-OCT-2007	11:01:00			I5	
23	J748RX	1	11-OCT-2007	11:06:00	7278028	A7J030104	I5	
24	J748RS	1	11-OCT-2007	11:11:00	7278028	A7J030104	I5	- sb PDS run @ 13:14
25	J748X	1	11-OCT-2007	11:17:00	7278028	A7J030104	I5	
26	J7481	1	11-OCT-2007	11:22:00	7278028	A7J030104	I5	
27	J7483	1	11-OCT-2007	11:27:00	7278028	A7J030104	I5	
28	CCV	1	11-OCT-2007	11:36:00			I5	
29	CCB	1	11-OCT-2007	11:44:00			I5	
30	J7484	1	11-OCT-2007	11:49:00	7278028	A7J030104	I5	
31	J7488	1	11-OCT-2007	11:54:00	7278028	A7J030104	I5	
32	J749C	1	11-OCT-2007	11:59:00	7278028	A7J030104	I5	
33	J749D	1	11-OCT-2007	12:04:00	7278028	A7J030104	I5	
34	J749E	1	11-OCT-2007	12:09:00	7278028	A7J030104	I5	
35	J777D	1	11-OCT-2007	12:14:00	7278028	A7J040113	I5	
36	J777DL	1	11-OCT-2007	12:19:00			I5	
37	J777DX	1	11-OCT-2007	12:24:00	7278028	A7J040113	I5	
38	J777DS	1	11-OCT-2007	12:29:00	7278028	A7J040113	I5	
39	J777P	1	11-OCT-2007	12:36:00	7278028	A7J040113	I5	
40	CCV	1	11-OCT-2007	12:50:00			I5	
41	CCB	1	11-OCT-2007	12:58:00			I5	
42	J778P	1	11-OCT-2007	13:05:00	7278028	A7J040113	I5	
43	J7782	1	11-OCT-2007	13:10:00	7278028	A7J040113	I5	
44	J748RA	1	11-OCT-2007	13:14:00	7278028	A7J030104	I5	- sb PDS @ 200ppb

(continued)

#	WorkOrder	Dilution	Date	Time	Batch	Lot	Instrument	
45	J748X	5	11-OCT-2007	13:20:00	7278028	A7J030104	I5	
46	J7488	5	11-OCT-2007	13:25:00	7278028	A7J030104	I5	
47	J749C	5	11-OCT-2007	13:30:00	7278028	A7J030104	I5	
48	Z	1	11-OCT-2007	13:39:00			I5	
49	CCV	1	11-OCT-2007	13:48:00			I5	
50	CCB	1	11-OCT-2007	13:56:00			I5	
51	J8KMTB	1	11-OCT-2007	14:37:00	7283049	A7J100000	I5	
52	J8KMTC	1	11-OCT-2007	14:42:00	7283049	A7J100000	I5	
53	J7914	1	11-OCT-2007	14:49:00	7283049	A7J040354	I5	
54	J7914L	1	11-OCT-2007	14:54:00			I5	
55	J7914X	1	11-OCT-2007	14:59:00	7283049	A7J040354	I5	
56	J7914S	1	11-OCT-2007	15:04:00	7283049	A7J040354	I5	<5b PDS ran @ 22:47
57	J792M	1	11-OCT-2007	15:10:00	7283049	A7J040354	I5	
58	J792N	1	11-OCT-2007	15:15:00	7283049	A7J040354	I5	
59	J792R	1	11-OCT-2007	15:20:00	7283049	A7J040354	I5	
60	J792W	1	11-OCT-2007	15:25:00	7283049	A7J040354	I5	
61	CCV	1	11-OCT-2007	15:33:00			I5	
62	CCB	1	11-OCT-2007	15:41:00			I5	
63	J7920	1	11-OCT-2007	15:45:00	7283049	A7J040354	I5	
64	J7923	1	11-OCT-2007	15:50:00	7283049	A7J040354	I5	
65	J7927	1	11-OCT-2007	15:55:00	7283049	A7J040354	I5	
66	J8AT0	1	11-OCT-2007	16:00:00	7283049	A7J050117	I5	
67	J8AT0L	1	11-OCT-2007	16:08:00			I5	
68	J8AT0X	1	11-OCT-2007	16:13:00	7283049	A7J050117	I5	
69	J8AT0S	1	11-OCT-2007	16:17:00	7283049	A7J050117	I5	
70	J8AT5	1	11-OCT-2007	16:24:00	7283049	A7J050117	I5	
71	J8AT9	1	11-OCT-2007	16:29:00	7283049	A7J050117	I5	
72	J8AVC	1	11-OCT-2007	16:34:00	7283049	A7J050117	I5	
73	CCV	1	11-OCT-2007	16:42:00			I5	
74	CCB	1	11-OCT-2007	16:50:00			I5	
75	J8FKF	1	11-OCT-2007	16:54:00	7283049	A7J080104	I5	
76	J8FKFL	1	11-OCT-2007	16:59:00			I5	
77	J8FKFX	1	11-OCT-2007	17:04:00	7283049	A7J080104	I5	14141
78	J8FKFS	1	11-OCT-2007	17:09:00	7283049	A7J080104	I5	<5b PDS ran @ ~~23:07~~ 101207
79	J8FKG	1	11-OCT-2007	17:16:00	7283049	A7J080104	I5	
80	J8FKH	1	11-OCT-2007	17:21:00	7283049	A7J080104	I5	
81	J8FLN	1	11-OCT-2007	17:26:00	7283049	A7J080109	I5	
82	J8FLNL	1	11-OCT-2007	17:31:00			I5	
83	J8FLNX	1	11-OCT-2007	17:36:00	7283049	A7J080109	I5	
84	J8FLNS	1	11-OCT-2007	17:41:00	7283049	A7J080109	I5	
85	CCV	1	11-OCT-2007	17:49:00			I5	
86	CCB	1	11-OCT-2007	17:56:00			I5	
87	J8FRK	1	11-OCT-2007	18:01:00	7283049	A7J080109	I5	
88	J8FR7	1	11-OCT-2007	18:06:00	7283049	A7J080109	I5	

(continued)

#	WorkOrder	Dilution	Date	Time	Batch	Lot	Instrument
89	J8FR7L	1	11-OCT-2007	18:11:00			I5
90	J8FR7X	1	11-OCT-2007	18:16:00	7283049	A7J080109	I5
91	J8FR7S	1	11-OCT-2007	18:21:00	7283049	A7J080109	I5
92	J8FTD	1	11-OCT-2007	18:26:00	7283049	A7J080109	I5
93	J8KMMB	1	11-OCT-2007	18:33:00	7283043	A7J100000	I5
94	J8KMMC	1	11-OCT-2007	18:37:00	7283043	A7J100000	I5
95	J8G44	1	11-OCT-2007	18:44:00	7283043	A7J090101	I5
96	J8G44L	1	11-OCT-2007	18:49:00			I5
97	CCV	1	11-OCT-2007	18:57:00			I5
98	CCB	1	11-OCT-2007	19:05:00			I5
99	J8G44X	1	11-OCT-2007	19:10:00	7283043	A7J090101	I5
100	J8G44S	1	11-OCT-2007	19:15:00	7283043	A7J090101	I5
101	J8G46	1	11-OCT-2007	19:21:00	7283043	A7J090101	I5
102	J8G5M	1	11-OCT-2007	19:26:00	7283043	A7J090101	I5
103	J8G5R	1	11-OCT-2007	19:31:00	7283043	A7J090101	I5
104	J8G5W	1	11-OCT-2007	19:36:00	7283043	A7J090101	I5
105	J8G51	1	11-OCT-2007	19:41:00	7283043	A7J090101	I5
106	J8G52	1	11-OCT-2007	19:46:00	7283043	A7J090101	I5
107	J8G55	1	11-OCT-2007	19:51:00	7283043	A7J090101	I5
108	J8G57	1	11-OCT-2007	19:56:00	7283043	A7J090101	I5
109	CCV	1	11-OCT-2007	20:04:00			I5
110	CCB	1	11-OCT-2007	20:11:00			I5
111	J8NFGB	1	11-OCT-2007	20:16:00	7284018	A7J110000	I5
112	J8NFGC	1	11-OCT-2007	20:21:00	7284018	A7J110000	I5
113	J8KP1	1	11-OCT-2007	20:28:00	7284018	A7J100103	I5
114	J8KP3	1	11-OCT-2007	20:33:00	7284018	A7J100103	I5
115	J8KP6	1	11-OCT-2007	20:38:00	7284018	A7J100103	I5
116	J8KP6L	1	11-OCT-2007	20:43:00			I5
117	J8KP6X	1	11-OCT-2007	20:48:00	7284018	A7J100103	I5
118	J8KP6S	1	11-OCT-2007	20:53:00	7284018	A7J100103	I5
119	J8KQA	1	11-OCT-2007	20:59:00	7284018	A7J100103	I5
120	J8KQG	1	11-OCT-2007	21:04:00	7284018	A7J100103	I5
121	CCV	1	11-OCT-2007	21:12:00			I5
122	CCB	1	11-OCT-2007	21:20:00			I5
123	J8KQH	1	11-OCT-2007	21:25:00	7284018	A7J100103	I5
124	J8KQK	1	11-OCT-2007	21:30:00	7284018	A7J100103	I5
125	J8KQN	1	11-OCT-2007	21:35:00	7284018	A7J100103	I5
126	J8KQQ	1	11-OCT-2007	21:40:00	7284018	A7J100103	I5
127	J8KQV	1	11-OCT-2007	21:45:00	7284018	A7J100103	I5
128	J8KQ0	1	11-OCT-2007	21:50:00	7284018	A7J100103	I5
129	J8KQ2	1	11-OCT-2007	21:55:00	7284018	A7J100103	I5
130	J8KQ5	1	11-OCT-2007	22:00:00	7284018	A7J100103	I5
131	J8KRD	1	11-OCT-2007	22:05:00	7284018	A7J100103	I5
132	J8KRDL	1	11-OCT-2007	22:09:00			I5

-5b PDS ran @ 23:12

(continued)

#	WorkOrder	Dilution	Date	Time	Batch	Lot	Instrument	
133	CCV	1	11-OCT-2007	22:18:00			I5	
134	CCB	1	11-OCT-2007	22:25:00			I5	
135	J8KRDX	1	11-OCT-2007	22:30:00	7284018	A7J100103	I5	
136	J8KRDS	1	11-OCT-2007	22:35:00	7284018	A7J100103	I5	
137	J8KRG	1	11-OCT-2007	22:42:00	7284018	A7J100103	I5	-
138	J7914A	1	11-OCT-2007	22:47:00	7283049	A7J040354	I5	Sb 200ppb
139	J8FKFA	1	11-OCT-2007	23:07:00	7283049	A7J080104	I5	Rerun
140	J8FR7A	1	11-OCT-2007	23:12:00			I5	Sb 200ppb
141	CRI	MRL	11-OCT-2007	23:20:00			I5	
142	CCV	1	11-OCT-2007	23:28:00			I5	
143	CCB	1	11-OCT-2007	23:35:00			I5	
144	CCV	1	12-OCT-2007	00:09:00			I5	
145	CCB	1	12-OCT-2007	00:18:00			I5	
146	J8NFEB	1	12-OCT-2007	00:23:00			I5	
147	J8NFEC	1	12-OCT-2007	00:28:00			I5	
148	J8LFT	1	12-OCT-2007	00:35:00			I5	
149	J8LF5	1	12-OCT-2007	00:40:00			I5	
150	J8K71	1	12-OCT-2007	00:44:00			I5	
151	J8LPT	1	12-OCT-2007	00:49:00			I5	
152	J8LPTL	1	12-OCT-2007	00:54:00			I5	
153	J8LFC	1	12-OCT-2007	00:59:00	7284017	A7J100170	I5	
154	J8LLA	1	12-OCT-2007	01:04:00			I5	
155	J8LN1	1	12-OCT-2007	01:09:00			I5	
156	CCV	1	12-OCT-2007	01:18:00			I5	
157	CCB	1	12-OCT-2007	01:27:00			I5	
158	J8LP0	1	12-OCT-2007	01:32:00			I5	
159	J8LQG	1	12-OCT-2007	01:37:00			I5	
160	J8LR0	1	12-OCT-2007	01:42:00	7284017	A7J100211	I5	
161	J8KW0	1	12-OCT-2007	01:47:00	7284017	7J10109	I5	
162	J8KW0S	1	12-OCT-2007	01:52:00	7284017	7J10109	I5	
163	J8KW0D	1	12-OCT-2007	01:57:00	7284017	7J10109	I5	
164	CRI	MRL	12-OCT-2007	02:06:00			I5	
165	CCV	1	12-OCT-2007	02:14:00			I5	
166	CCB	1	12-OCT-2007	02:24:00			I5	
167	CCV	1	12-OCT-2007	07:41:00			I5	
168	CCB	1	12-OCT-2007	07:49:00			I5	
169	J8NFEC	1	12-OCT-2007	07:54:00			I5	
170	ZZZZZ	1	12-OCT-2007	07:59:00			I5	
171	CCV	1	12-OCT-2007	08:07:00			I5	
172	CCB	1	12-OCT-2007	08:15:00			I5	
173	CCV	1	12-OCT-2007	14:28:00			I5	
174	CCB	1	12-OCT-2007	14:36:00			I5	
175	J8FKFA	1	12-OCT-2007	14:41:00	7283049	A7J080104	I5	Sb 200ppb
176	J8RMGB	1	12-OCT-2007	14:48:00	7285020	A7J120000	I5	

(continued)

#	WorkOrder	Dilution	Date	Time	Batch	Lot	Instrument
177	J8RMGC	1	12-OCT-2007	14:52:00	7285020	A7J120000	I5
178	J8H37	1	12-OCT-2007	14:59:00	7285020	A7J090219	I5
179	J8H4K	1	12-OCT-2007	15:04:00	7285020	A7J090219	I5
180	J8H4KL	1	12-OCT-2007	15:09:00			I5
181	J8H4KX	1	12-OCT-2007	15:14:00	7285020	A7J090219	I5
182	J8H4KS	1	12-OCT-2007	15:19:00	7285020	A7J090219	I5
183	J8H4W	1	12-OCT-2007	15:25:00	7285020	A7J090219	I5
184	J8H41	1	12-OCT-2007	15:30:00	7285020	A7J090219	I5
185	CCV	1	12-OCT-2007	15:38:00			I5
186	CCB	1	12-OCT-2007	15:46:00			I5
187	J8LAJ	1	12-OCT-2007	15:51:00	7285020	A7J100154	I5
188	J8LAJL	1	12-OCT-2007	15:56:00			I5
189	J8LAJX	1	12-OCT-2007	16:01:00	7285020	A7J100154	I5
190	J8LAJS	1	12-OCT-2007	16:06:00	7285020	A7J100154	I5
191	J8LCG	1	12-OCT-2007	16:12:00	7285020	A7J100154	I5
192	J8LCK	1	12-OCT-2007	16:17:00	7285020	A7J100154	I5
193	J8RL9B	1	12-OCT-2007	16:24:00	7285017	A7J120000	I5
194	J8RL9C	1	12-OCT-2007	16:29:00	7285017	A7J120000	I5
195	J8KP8	1	12-OCT-2007	16:35:00	7285017	A7J100103	I5
196	J8KP8L	1	12-OCT-2007	16:40:00			I5
197	CCV	1	12-OCT-2007	16:48:00			I5
198	CCB	1	12-OCT-2007	16:56:00			I5
199	J8KP8X	1	12-OCT-2007	17:01:00	7285017	A7J100103	I5
200	J8KP8S	1	12-OCT-2007	17:06:00	7285017	A7J100103	I5
201	J8NPW	1	12-OCT-2007	17:12:00	7285017	A7J110121	I5
202	J8NP0	1	12-OCT-2007	17:17:00	7285017	A7J110121	I5
203	J8NP4	1	12-OCT-2007	17:22:00	7285017	A7J110121	I5
204	J8NP4L	1	12-OCT-2007	17:27:00			I5
205	J8NP4X	1	12-OCT-2007	17:32:00	7285017	A7J110121	I5
206	J8NP4S	1	12-OCT-2007	17:37:00	7285017	A7J110121	I5
207	J8NP6	1	12-OCT-2007	17:44:00	7285017	A7J110121	I5
208	J8NQH	1	12-OCT-2007	17:48:00	7285017	A7J110121	I5
209	CCV	1	12-OCT-2007	17:57:00			I5
210	CCB	1	12-OCT-2007	18:05:00			I5
211	J8NQP	1	12-OCT-2007	18:10:00	7285017	A7J110121	I5
212	J8NQW	1	12-OCT-2007	18:14:00	7285017	A7J110121	I5
213	J8NRN	1	12-OCT-2007	18:19:00	7285017	A7J110121	I5
214	J8NRV	1	12-OCT-2007	18:24:00	7285017	A7J110121	I5
215	J8NR1	1	12-OCT-2007	18:29:00	7285017	A7J110121	I5
216	J8NTF	1	12-OCT-2007	18:34:00	7285017	A7J110121	I5
217	J8NTL	1	12-OCT-2007	18:39:00	7285017	A7J110121	I5
218	J8RL7B	1	12-OCT-2007	18:46:00	7285016	A7J120000	I5
219	J8RL7C	1	12-OCT-2007	18:51:00	7285016	A7J120000	I5
220	J8RHP	1	12-OCT-2007	18:57:00	7285016	A7J110400	I5

(continued)

#	WorkOrder	Dilution	Date	Time	Batch	Lot	Instrument
221	CCV	1	12-OCT-2007	19:05:00			I5
222	CCB	1	12-OCT-2007	19:13:00			I5
223	J8RHPL	1	12-OCT-2007	19:18:00			I5
224	J8RHPX	1	12-OCT-2007	19:23:00	7285016	A7J110400	I5
225	J8RHPS	1	12-OCT-2007	19:28:00	7285016	A7J110400	I5
226	J8RHT	1	12-OCT-2007	19:34:00	7285016	A7J110400	I5
227	J8RHW	1	12-OCT-2007	19:39:00	7285016	A7J110400	I5
228	J8RH1	1	12-OCT-2007	19:44:00	7285016	A7J110400	I5
229	J8RH3	1	12-OCT-2007	19:49:00	7285016	A7J110400	I5
230	J8RH5	1	12-OCT-2007	19:54:00	7285016	A7J110400	I5
231	J8RH7	1	12-OCT-2007	19:59:00	7285016	A7J110400	I5
232	J8RH9	1	12-OCT-2007	20:04:00	7285016	A7J110400	I5
233	CCV	1	12-OCT-2007	20:12:00			I5
234	CCB	1	12-OCT-2007	20:20:00			I5
235	J8RJC	1	12-OCT-2007	20:25:00	7285016	A7J110400	I5
236	J8RJE	1	12-OCT-2007	20:30:00	7285016	A7J110400	I5
237	J8RJG	1	12-OCT-2007	20:35:00	7285016	A7J110400	I5
238	J8RJJ	1	12-OCT-2007	20:40:00	7285016	A7J110400	I5
239	CRI	MRL	12-OCT-2007	20:48:00			I5
240	CCV	1	12-OCT-2007	20:55:00			I5
241	CCB	1	12-OCT-2007	21:03:00			I5
242	CCV	1	13-OCT-2007	15:27:00			I5
243	CCB	1	13-OCT-2007	15:36:00			I5
244	J8X0WB	1	13-OCT-2007	15:49:00	7286138	A7J130000	I5
245	J8X0WC	1	13-OCT-2007	15:54:00	7286138	A7J130000	I5
246	J8XQA	1	13-OCT-2007	16:00:00	7286138	A7J130163	I5
247	J8XQAS	1	13-OCT-2007	16:05:00	7286138	A7J130163	I5
248	J8XQAD	1	13-OCT-2007	16:10:00	7286138	A7J130163	I5
249	J8XQ1	1	13-OCT-2007	16:19:00	7286138	A7J130163	I5
250	J8XQM	1	13-OCT-2007	16:24:00	7286138	A7J130163	I5
251	J8XQN	1	13-OCT-2007	16:29:00	7286138	A7J130163	I5
252	J8XQP	1	13-OCT-2007	16:34:00	7286138	A7J130163	I5
253	J8XQQ	1	13-OCT-2007	16:39:00	7286138	A7J130163	I5
254	CCV	1	13-OCT-2007	16:47:00			I5
255	CCB	1	13-OCT-2007	16:55:00			I5
256	J8XQR	1	13-OCT-2007	17:00:00	7286138	A7J130163	I5
257	J8XQW	1	13-OCT-2007	17:05:00	7286138	A7J130163	I5
258	J8XQX	1	13-OCT-2007	17:09:00	7286138	A7J130163	I5
259	J8XQXL	1	13-OCT-2007	17:14:00			I5
260	CRI	MRL	13-OCT-2007	17:22:00			I5
261	CCV	1	13-OCT-2007	17:31:00			I5
262	CCB	1	13-OCT-2007	17:39:00			I5
263	J8PMK	5	13-OCT-2007	17:48:00	7285024	A7J110194	I5
264	J8PM6	5	13-OCT-2007	17:53:00	7285024	A7J110194	I5

(continued)

Test America North Canton

Metals Data Reporting Form

Contract Required Detection Limit Standard

Instrument: ICPST **Units:** ug/L

Chart Number: I51011A.ARC **Acceptable Range:** 70% - 130%

Standard Source: Ultra **Standard ID:**

Element	WL/ Mass	True Conc	CRI/MRL 10/11/07 8:45 AM Found	% Rec	CRI/MRL 10/12/07 8:48 PM Found	% Rec	Found	% Rec	Found	% Rec	Found	% Rec
Arsenic	189.042	15.0	13.36	**89.1**	11.82	**78.8**						
Barium	493.409	10.0	10.36	**103.6**	10.29	**102.9**						
Calcium	317.933	5000.0	5167.87	**103.4**	5063.04	**101.3**						
Chromium	267.716	5.0	4.99	**99.8**	4.82	**96.3**						
Cobalt	228.616	5.0	5.18	**103.5**	3.50	**70.0**						
Copper	324.753	15.0	15.22	**101.5**	14.76	**98.4**						
Lead	220.353	10.0	10.46	**104.6**	10.47	**104.7**						
Magnesium	279.078	5000.0	5085.07	**101.7**	5033.20	**100.7**						
Manganese	257.61	15.0	15.96	**106.4**	15.99	**106.6**						
Nickel	231.604	25.0	27.62	**110.5**	24.97	**99.9**						
Potassium	766.491	5000.0	4474.39	**89.5**	4432.65	**88.7**						
Selenium	196.026	20.0	22.73	**113.6**	20.28	**101.4**						
Silver	328.068	5.0	4.85	**97.0**	3.03	**60.5**						
Sodium	330.232	5000.0	5376.67	**107.5**	5221.82	**104.4**						
Vanadium	292.402	7.0	6.94	**99.1**	7.66	**109.5**						

Test America North Canton

Metals Data Reporting Form

Initial Calibration Blank Results

Instrument: ICPST **Units:** ug/L

Chart Number: I51011A.ARC

Standard Source: _____ **Standard ID:** _____

Element	WL/ Mass	Report Limit	ICB 10/11/07 8:40 AM Found	Q	Found	Q	Found	Q	Found	Q	Found	Q
Arsenic	189.042	5	1.9	U								
Barium	493.409	10	0.2	U								
Calcium	317.933	1000	3.8	B								
Chromium	267.716	5	0.7	B								
Cobalt	228.616	5	0.6	U								
Copper	324.753	5	1.2	B								
Lead	220.353	3	1.1	U								
Magnesium	279.078	1000	3.2	U								
Manganese	257.61	10	0.1	U								
Nickel	231.604	10	1.7	U								
Potassium	766.491	1000	136.0	B								
Selenium	196.026	5	2.5	U								
Silver	328.068	5	1.2	U								
Sodium	330.232	1000	890.0	B								
Vanadium	292.402	10	0.4	U								

U Result is less than the IDL

B Result is between IDL and RL

Test America North Canton

Metals Data Reporting Form

Continuing Calibration Blank Results

Instrument: ICPST **Units:** ug/L

Chart Number: I51011A.ARC

Standard Source: _____ **Standard ID:** _____

Element	WL/ Mass	Report Limit	CCB 10/11/07 10:22 AM 1		CCB 10/12/07 3:46 PM 2		CCB 10/12/07 4:56 PM 3		CCB 10/12/07 6:05 PM 4		CCB 10/12/07 7:13 PM 5	
			Found	Q	Found	Q	Found	Q	Found	Q	Found	Q
Arsenic	189.042	5	1.9	U	1.9	U	1.9	U	1.9	U	1.9	U
Barium	493.409	10	0.2	U	0.2	U	0.2	U	0.2	U	0.2	U
Calcium	317.933	1000	6.8	B	7.4	B	6.0	B	5.7	B	6.3	B
Chromium	267.716	5	0.6	U	0.6	U	0.6	U	0.6	U	0.6	U
Cobalt	228.616	5	0.6	U	0.6	U	0.6	U	0.6	U	0.6	U
Copper	324.753	5	1.3	B	1.1	U	1.4	B	1.1	B	1.3	B
Lead	220.353	3	1.1	U	1.1	U	1.1	U	1.1	U	1.1	U
Magnesium	279.078	1000	3.2	U	3.2	U	3.2	U	3.2	U	3.2	U
Manganese	257.61	10	0.1	U	0.1	U	0.1	B	0.1	U	0.1	U
Nickel	231.604	10	1.7	U	1.7	U	1.7	U	1.7	U	1.7	U
Potassium	766.491	1000	147.0	B	144.0	B	146.0	B	148.0	B	135.0	B
Selenium	196.026	5	3.8	B	2.5	U	2.5	U	2.9	B	3.0	B
Silver	328.068	5	1.2	U	1.2	U	1.2	U	1.2	U	1.2	U
Sodium	330.232	1000	420.0	B	650.0	B	560.0	B	560.0	B	770.0	B
Vanadium	292.402	10	0.4	U	0.4	U	0.4	U	0.4	U	0.4	U

U Result is less than the IDL

B Result is between IDL and RL

Test America North Canton

Metals Data Reporting Form

Continuing Calibration Blank Results

Instrument: ICPST **Units:** ug/L

Chart Number: I51011A.ARC

Standard Source: _____ **Standard ID:** _____

Element	WL/ Mass	Report Limit	CCB 10/12/07 8:20 PM Found	Q	CCB 10/12/07 9:03 PM Found	Q	Found	Q	Found	Q	Found	Q
Arsenic	189.042	5	1.9	U	1.9	U						
Barium	493.409	10	0.5	B	0.2	U						
Calcium	317.933	1000	5.2	B	5.9	B						
Chromium	267.716	5	0.6	B	0.6	U						
Cobalt	228.616	5	1.3	B	0.6	U						
Copper	324.753	5	1.1	U	1.8	B						
Lead	220.353	3	1.1	U	1.1	U						
Magnesium	279.078	1000	13.3	B	3.2	U						
Manganese	257.61	10	0.2	B	0.1	B						
Nickel	231.604	10	3.3	B	1.7	U						
Potassium	766.491	1000	164.0	B	146.0	B						
Selenium	196.026	5	2.5	U	2.5	U						
Silver	328.068	5	2.1	B	1.2	U						
Sodium	330.232	1000	320.0	U	400.0	B						
Vanadium	292.402	10	1.3	B	0.6	B						

U Result is less than the IDL

B Result is between IDL and RL

Test America North Canton

Metals Data Reporting Form

Serial Dilution RPD Report

Serial Dilution Sample ID: J8NP4L

Original Sample ID: J8NP4 **Client ID:** FWGBKGmw-013C-0515-GF

Matrix: Water **Units:** ug/L **Prep Date:** 10/12/07 **Prep Batch:** 7285017

Weight: NA **Volume:** NA **Percent Moisture:** NA

Element	WL/ Mass	OS Conc	Q	Serial Dilution Conc	Q	Percent Diff	OS DF	Ser Dil DF	Instr	OS Anal Date	OS Anal Time	Ser Dil Anal Date	Ser Dil Anal Time
Aluminum	27	5.0	U	25.0	U		1	5	ICPMS	10/18/07	13:41	10/18/07	13:45
Antimony	121	0.068	B	0.26	B		1	5	ICPMS	10/18/07	13:41	10/18/07	13:45
Arsenic	189.042	11.4		9.5	U		1	5	ICPST	10/12/07	17:22	10/12/07	17:27
Barium	493.409	89.4		87.9		1.8	1	5	ICPST	10/12/07	17:22	10/12/07	17:27
Beryllium	9	0.020	U	0.10	U		1	5	ICPMS	10/18/07	16:51	10/18/07	16:55
Cadmium	111	0.014	U	0.070	U		1	5	ICPMS	10/18/07	13:41	10/18/07	13:45
Calcium	317.933	76300		76200		0.1	1	5	ICPST	10/12/07	17:22	10/12/07	17:27
Chromium	267.716	0.60	U	3.0	U		1	5	ICPST	10/12/07	17:22	10/12/07	17:27
Cobalt	228.616	0.63	U	3.2	U		1	5	ICPST	10/12/07	17:22	10/12/07	17:27
Copper	324.753	1.1	U	5.5	U		1	5	ICPST	10/12/07	17:22	10/12/07	17:27
Iron	57	844		821			1	5	ICPMS	10/18/07	13:41	10/18/07	13:45
Lead	220.353	1.1	U	5.5	U		1	5	ICPST	10/12/07	17:22	10/12/07	17:27
Magnesium	279.078	26100		25800		1.1	1	5	ICPST	10/12/07	17:22	10/12/07	17:27
Manganese	257.61	417		418		0.3	1	5	ICPST	10/12/07	17:22	10/12/07	17:27
Nickel	231.604	2.6	B	8.5	U		1	5	ICPST	10/12/07	17:22	10/12/07	17:27
Potassium	766.491	1970		2350	B E	19.0	1	5	ICPST	10/12/07	17:22	10/12/07	17:27
Selenium	196.026	2.5	U	12.5	U		1	5	ICPST	10/12/07	17:22	10/12/07	17:27
Silver	328.068	1.2	U	6.0	U		1	5	ICPST	10/12/07	17:22	10/12/07	17:27
Sodium	330.232	13100		13700			1	5	ICPST	10/12/07	17:22	10/12/07	17:27
Thallium	205	0.023	U	0.12	U		1	5	ICPMS	10/18/07	13:41	10/18/07	13:45
Vanadium	292.402	0.43	U	2.2	U		1	5	ICPST	10/12/07	17:22	10/12/07	17:27
Zinc	68	5.1	B	8.5	B		1	5	ICPMS	10/18/07	13:41	10/18/07	13:45

Comments: _____

E Serial dilution percent difference not within limits

U Result is less than the IDL

B Result is between IDL and RL

Form 9 Equivalent

: Instrument Upload Run Log - Page 1 :
: Started Fri Oct 19 07:11:48 2007 by DAVIESB :
: Data File: UPL$CAN_DATA_ROOT:<REP>101807B.REP;1 :

#	WorkOrder	Dilution	Date	Time	Batch	Lot	Instrument
1	BLANK		18-OCT-2007	08:56:10			I7
2	BLANK		18-OCT-2007	08:59:45			I7
3	STANDARD 1		18-OCT-2007	09:03:19			I7
4	STANDARD 2		18-OCT-2007	09:06:55			I7
5	STANDARD 3		18-OCT-2007	09:10:31			I7
6	QC STD 1		18-OCT-2007	09:16:22			I7
7	QC STD 2		18-OCT-2007	09:22:13			I7
8	QC STD 3		18-OCT-2007	09:25:13			I7
9	QC STD 4		18-OCT-2007	09:29:00			I7
10	QC STD 5		18-OCT-2007	09:32:48			I7
11	QC STD 6		18-OCT-2007	09:39:30			I7
12	QC STD 7		18-OCT-2007	09:45:20			I7
13	CRI	2	18-OCT-2007	09:48:19			I7
14	CRI	5	18-OCT-2007	09:51:49			I7
15	CRI	10	18-OCT-2007	09:55:19			I7
16	J8KMMB		18-OCT-2007	10:00:19	7283043	A7J100000	I7
17	J8KMMC		18-OCT-2007	10:03:49	7283043	A7J100000	I7
18	J8G44		18-OCT-2007	10:08:50	7283043	A7J090101	I7
19	J8G44L		18-OCT-2007	10:12:22			I7
20	J8G44X		18-OCT-2007	10:15:53	7283043	A7J090101	I7
21	J8G44S		18-OCT-2007	10:19:25	7283043	A7J090101	I7
22	J8G46		18-OCT-2007	10:24:27	7283043	A7J090101	I7
23	QC STD 6		18-OCT-2007	10:30:19			I7
24	QC STD 7		18-OCT-2007	10:36:09			I7
25	J8G5M		18-OCT-2007	10:43:31	7283043	A7J090101	I7
26	J8G5R		18-OCT-2007	10:47:04	7283043	A7J090101	I7
27	J8G5W		18-OCT-2007	10:50:35	7283043	A7J090101	I7
28	J8G51		18-OCT-2007	10:54:05	7283043	A7J090101	I7
29	J8G52		18-OCT-2007	10:57:36	7283043	A7J090101	I7
30	J8G55		18-OCT-2007	11:01:07	7283043	A7J090101	I7
31	J8G57		18-OCT-2007	11:04:38	7283043	A7J090101	I7
32	J8NFGB		18-OCT-2007	11:09:39	7284018	A7J110000	I7
33	J8NFGC		18-OCT-2007	11:13:11	7284018	A7J110000	I7
34	J8KP1		18-OCT-2007	11:18:13	7284018	A7J100103	I7
35	QC STD 6		18-OCT-2007	11:24:05			I7
36	QC STD 7		18-OCT-2007	11:29:55			I7
37	J8KP3		18-OCT-2007	11:32:56	7284018	A7J100103	I7
38	J8KP6		18-OCT-2007	11:36:29	7284018	A7J100103	I7
39	J8KP6L		18-OCT-2007	11:40:02			I7
40	J8KP6X		18-OCT-2007	11:43:36	7284018	A7J100103	I7
41	J8KP6S		18-OCT-2007	11:47:08	7284018	A7J100103	I7
42	J8KQA		18-OCT-2007	11:52:08	7284018	A7J100103	I7
43	J8KQG		18-OCT-2007	11:55:39	7284018	A7J100103	I7
44	J8KQH		18-OCT-2007	11:59:10	7284018	A7J100103	I7

(continued)

#	WorkOrder	Dilution	Date	Time	Batch	Lot	Instrument
45	J8KQK		18-OCT-2007	12:02:41	7284018	A7J100103	I7
46	J8KQN		18-OCT-2007	12:06:13	7284018	A7J100103	I7
47	QC STD 6		18-OCT-2007	12:12:04			I7
48	QC STD 7		18-OCT-2007	12:17:54			I7
49	J8KQQ		18-OCT-2007	12:20:55	7284018	A7J100103	I7
50	J8KQV		18-OCT-2007	12:24:27	7284018	A7J100103	I7
51	J8KQ0		18-OCT-2007	12:28:00	7284018	A7J100103	I7
52	J8KQ2		18-OCT-2007	12:31:33	7284018	A7J100103	I7
53	J8KQ5		18-OCT-2007	12:35:07	7284018	A7J100103	I7
54	J8KRD		18-OCT-2007	12:38:40	7284018	A7J100103	I7
55	J8KRDL		18-OCT-2007	12:42:13			I7
56	J8KRDX		18-OCT-2007	12:47:13	7284018	A7J100103	I7
57	J8KRDS		18-OCT-2007	12:50:45	7284018	A7J100103	I7
58	J8KRG		18-OCT-2007	12:55:46	7284018	A7J100103	I7
59	QC STD 6		18-OCT-2007	13:01:37			I7
60	QC STD 7		18-OCT-2007	13:07:28			I7
61	J8RL9B		18-OCT-2007	13:10:28	7285017	A7J120000	I7
62	J8RL9C		18-OCT-2007	13:14:00	7285017	A7J120000	I7
63	J8KP8		18-OCT-2007	13:19:03	7285017	A7J100103	I7
64	J8KP8L		18-OCT-2007	13:22:36			I7
65	J8KP8X		18-OCT-2007	13:26:09	7285017	A7J100103	I7
66	J8KP8S		18-OCT-2007	13:29:42	7285017	A7J100103	I7
67	J8NPW		18-OCT-2007	13:34:46	7285017	A7J110121	I7
68	J8NP0		18-OCT-2007	13:38:20	7285017	A7J110121	I7
69	J8NP4		18-OCT-2007	13:41:53	7285017	A7J110121	I7
70	J8NP4L		18-OCT-2007	13:45:24			I7
71	QC STD 6		18-OCT-2007	13:51:15			I7
72	QC STD 7		18-OCT-2007	13:57:05			I7
73	CRI	2	18-OCT-2007	14:02:34			I7
74	CRI	5	18-OCT-2007	14:06:04			I7
75	CRI	10	18-OCT-2007	14:09:34			I7
76	J8KMMB		18-OCT-2007	14:14:34	7283043	A7J100000	I7
77	J8KMMC		18-OCT-2007	14:18:04	7283043	A7J100000	I7
78	J8G44		18-OCT-2007	14:23:05	7283043	A7J090101	I7
79	J8G44L		18-OCT-2007	14:26:37			I7
80	J8G44X		18-OCT-2007	14:30:08	7283043	A7J090101	I7
81	J8G44S		18-OCT-2007	14:33:40	7283043	A7J090101	I7
82	J8G46		18-OCT-2007	14:38:42	7283043	A7J090101	I7
83	QC STD 6		18-OCT-2007	14:44:34			I7
84	QC STD 7		18-OCT-2007	14:50:24			I7
85	J8G5M		18-OCT-2007	14:53:25	7283043	A7J090101	I7
86	J8G5R		18-OCT-2007	14:56:58	7283043	A7J090101	I7
87	J8G5W		18-OCT-2007	15:00:29	7283043	A7J090101	I7
88	J8G51		18-OCT-2007	15:03:59	7283043	A7J090101	I7

(continued)

#	WorkOrder	Dilution	Date	Time	Batch	Lot	Instrument
89	J8G52		18-OCT-2007	15:07:31	7283043	A7J090101	I7
90	J8G55		18-OCT-2007	15:11:02	7283043	A7J090101	I7
91	J8G57		18-OCT-2007	15:14:33	7283043	A7J090101	I7
92	J8NFGB		18-OCT-2007	15:19:34	7284018	A7J110000	I7
93	J8NFGC		18-OCT-2007	15:23:06	7284018	A7J110000	I7
94	J8KP1		18-OCT-2007	15:28:08	7284018	A7J100103	I7
95	QC STD 6		18-OCT-2007	15:34:00			I7
96	QC STD 7		18-OCT-2007	15:39:50			I7
97	J8KP6	10	18-OCT-2007	15:42:51	7284018	A7J100103	I7
98	J8KP6L		18-OCT-2007	15:46:24			I7
99	J8KP6X	10	18-OCT-2007	15:49:59	7284018	A7J100103	I7
100	J8KP6S	10	18-OCT-2007	15:53:31	7284018	A7J100103	I7
101	J8RL9B		18-OCT-2007	15:59:22	7285017	A7J120000	I7
102	J8RL9C		18-OCT-2007	16:02:54	7285017	A7J120000	I7
103	J8KP8		18-OCT-2007	16:07:57	7285017	A7J100103	I7
104	J8KP8L		18-OCT-2007	16:11:29			I7
105	QC STD 4		18-OCT-2007	16:16:28			I7
106	QC STD 5		18-OCT-2007	16:20:19			I7
107	QC STD 6		18-OCT-2007	16:27:01			I7
108	QC STD 7		18-OCT-2007	16:32:51			I7
109	J8KP8X		18-OCT-2007	16:35:52	7285017	A7J100103	I7
110	J8KP8S		18-OCT-2007	16:39:25	7285017	A7J100103	I7
111	J8NPW		18-OCT-2007	16:44:29	7285017	A7J110121	I7
112	J8NP0		18-OCT-2007	16:48:03	7285017	A7J110121	I7
113	J8NP4		18-OCT-2007	16:51:36	7285017	A7J110121	I7
114	J8NP4L		18-OCT-2007	16:55:07			I7
115	J8NP4X		18-OCT-2007	16:58:38	7285017	A7J110121	I7
116	J8NP4S		18-OCT-2007	17:02:10	7285017	A7J110121	I7
117	J8NP6		18-OCT-2007	17:07:12	7285017	A7J110121	I7
118	J8NQH		18-OCT-2007	17:10:45	7285017	A7J110121	I7
119	QC STD 6		18-OCT-2007	17:16:36			I7
120	QC STD 7		18-OCT-2007	17:22:26			I7
121	J8NQP		18-OCT-2007	17:25:27	7285017	A7J110121	I7
122	J8NQW		18-OCT-2007	17:29:00	7285017	A7J110121	I7
123	J8NRN		18-OCT-2007	17:32:34	7285017	A7J110121	I7
124	J8NRV		18-OCT-2007	17:36:07	7285017	A7J110121	I7
125	J8NR1		18-OCT-2007	17:39:41	7285017	A7J110121	I7
126	J8NTF		18-OCT-2007	17:43:16	7285017	A7J110121	I7
127	J8NTL		18-OCT-2007	17:46:49	7285017	A7J110121	I7
128	J8RL7B		18-OCT-2007	17:51:51	7285016	A7J120000	I7
129	J8RL7C		18-OCT-2007	17:55:23	7285016	A7J120000	I7
130	J8RHP		18-OCT-2007	18:00:25	7285016	A7J110400	I7
131	QC STD 6		18-OCT-2007	18:06:17			I7
132	QC STD 7		18-OCT-2007	18:12:07			I7

(continued)

Test America North Canton

Metals Data Reporting Form

Continuing Calibration Verification

Instrument: ICPMS **Units:** ug/L

Chart Number: 101807b.rep **Acceptable Range:** 90% - 110%

Standard Source: Ultra **Standard ID:**

Element	WL/ Mass	True Conc	QC Std 6 10/18/07 9:39 AM Found	% Rec	QC Std 6 10/18/07 1:01 PM Found	% Rec	QC Std 6 10/18/07 1:51 PM Found	% Rec	QC Std 6 10/18/07 2:44 PM Found	% Rec	QC Std 6 10/18/07 3:34 PM Found	% Rec
Aluminum	27	5000.0	4804.42	**96.1**	4757.11	**95.1**	4707.59	**94.2**	5170.17	**103.4**	5046.36	**100.9**
Antimony	121	50.0	49.91	**99.8**	48.49	**97.0**	48.45	**96.9**	49.31	**98.6**	49.26	**98.5**
Beryllium	9	50.0	46.39	**92.8**	49.72	**99.4**	55.45	**110.9**	49.65	**99.3**	50.64	**101.3**
Cadmium	111	50.0	48.82	**97.6**	49.18	**98.4**	49.82	**99.6**	48.87	**97.7**	49.24	**98.5**
Iron	57	5000.0	4955.12	**99.1**	4698.51	**94.0**	4733.03	**94.7**	4741.76	**94.8**	4586.92	**91.7**
Thallium	205	50.0	50.31	**100.6**	50.15	**100.3**	50.26	**100.5**	48.14	**96.3**	48.72	**97.4**
Zinc	68	50.0	49.09	**98.2**	49.61	**99.2**	49.38	**98.8**	49.94	**99.9**	49.27	**98.5**

Test America North Canton

Metals Data Reporting Form

Continuing Calibration Verification

Instrument: ICPMS **Units:** ug/L

Chart Number: 101807b.rep **Acceptable Range:** 90% - 110%

Standard Source: Ultra **Standard ID:**

Element	WL/ Mass	True Conc	QC Std 6 10/18/07 4:27 PM Found	% Rec	QC Std 6 10/18/07 5:16 PM Found	% Rec	QC Std 6 10/18/07 6:06 PM Found	% Rec	Found	% Rec	Found	% Rec
Aluminum	27	5000.0	5230.54	**104.6**	5041.32	**100.8**	5125.78	**102.5**				
Antimony	121	50.0	48.89	**97.8**	48.44	**96.9**	47.59	**95.2**				
Beryllium	9	50.0	47.08	**94.2**	51.37	**102.7**	55.33	**110.7**				
Cadmium	111	50.0	49.14	**98.3**	48.28	**96.6**	47.94	**95.9**				
Iron	57	5000.0	4525.37	**90.5**	4541.90	**90.8**	4641.34	**92.8**				
Thallium	205	50.0	48.71	**97.4**	48.09	**96.2**	48.78	**97.6**				
Zinc	68	50.0	49.42	**98.8**	48.63	**97.3**	48.57	**97.1**				

Test America North Canton

Metals Data Reporting Form

Initial Calibration Blank Results

Instrument: ICPMS **Units:** ug/L

Chart Number: 101807b.rep

Standard Source: _____ **Standard ID:** _____

Element	WL/ Mass	Report Limit	QC Std 2 10/18/07 9:22 AM Found	Q	Found	Q	Found	Q	Found	Q	Found	Q
Aluminum	27	50	5	U								
Antimony	121	2	0.11	B								
Beryllium	9	1	0.02	U								
Cadmium	111	0.5	0.018	B								
Iron	57	20	6	U								
Thallium	205	1	0.023	U								
Zinc	68	10	0.12	U								

U Result is less than the IDL

B Result is between IDL and RL

Test America North Canton

Metals Data Reporting Form

Continuing Calibration Blank Results

Instrument: ICPMS **Units:** ug/L

Chart Number: 101807b.rep

Standard Source: _____ **Standard ID:** _____

Element	WL/ Mass	Report Limit	QC Std 7 10/18/07 9:45 AM \ Found	Q	QC Std 7 10/18/07 1:07 PM ✓ Found	Q	QC Std 7 10/18/07 1:57 PM 3 Found	Q	QC Std 7 10/18/07 2:50 PM 4 Found	Q	QC Std 7 10/18/07 3:39 PM 5 ✓ Found	Q
Aluminum	27	50	5	U	5	U	5	U	5	U	5	U
Antimony	121	2	0.11	B	0.14	B	0.15	B	0.18	B	0.18	B
Beryllium	9	1	0.02	U	0.032	B	0.039	B	0.027	B	0.02	U
Cadmium	111	0.5	0.014	U	0.016	B	0.019	B	0.024	B	0.017	B
Iron	57	20	6	U	9.5	B	7.2	B	13	B	12	B
Thallium	205	1	0.044	B	0.023	U	0.023	U	0.023	U	0.023	U
Zinc	68	10	0.12	U	0.31	B	0.28	B	0.28	B	0.29	B

5.21.0

U Result is less than the IDL

B Result is between IDL and RL

Form 3 Equivalent

Test America North Canton

Metals Data Reporting Form

Continuing Calibration Blank Results

Instrument: ICPMS **Units:** ug/L

Chart Number: 101807b.rep

Standard Source: _____ **Standard ID:** _____

Element	WL/ Mass	Report Limit	QC Std 7 10/18/07 4:32 PM Found	Q	QC Std 7 10/18/07 5:22 PM Found	Q	QC Std 7 10/18/07 6:12 PM Found	Q	Found	Q	Found	Q
Aluminum	27	50	6.1	B	5.7	B	5.1	B				
Antimony	121	2	0.16	B	0.18	B	0.19	B				
Beryllium	9	1	0.023	B	0.042	B	0.03	B				
Cadmium	111	0.5	0.019	B	0.028	B	0.03	B				
Iron	57	20	-9.8	B	-9.3	B	-8.1	B				
Thallium	205	1	0.023	U	0.023	U	0.023	U				
Zinc	68	10	0.17	B	0.38	B	0.32	B				

U Result is less than the IDL

B Result is between IDL and RL

```
:       Instrument Upload                                    Run Log - Page  1 :
:       Started Tue Oct 16 05:29:51 2007 by LISTM                              :
:       Data File: UPL$CAN_DATA_ROOT:<LHG>HG41015B.PRN;1                       :
```

#	WorkOrder	Dilution	Date	Time	Batch	Lot	Instrument
1	WATER	1	16-OCT-2007				H4
2	STD01REP1	1	15-OCT-2007	12:06:56			H4
3	STD02REP1	1	15-OCT-2007	12:08:20			H4
4	STD03REP1	1	15-OCT-2007	12:09:59			H4
5	STD04REP1	1	15-OCT-2007	12:11:25			H4
6	STD05REP1	1	15-OCT-2007	12:12:52			H4
7	STD06REP1	1	15-OCT-2007	12:14:18			H4
8	CK2ICV	1	15-OCT-2007	12:15:45			H4
9	CK3ICB	1	15-OCT-2007	12:17:03			H4
10	CK4CRA\MRL	1	15-OCT-2007	12:18:17			H4
11	CK6CCV	1	15-OCT-2007	12:19:59			H4
12	CK5CCB	1	15-OCT-2007	12:21:17			H4
13	J8RL5B	1	15-OCT-2007	12:22:34			H4
14	J8RL5C	1	15-OCT-2007	12:23:59			H4
15	J8JLA	1	15-OCT-2007	12:25:18			H4
16	J78HA	1	15-OCT-2007	12:26:50	7285015	A7J040140	H4
17	J8P0R	1	15-OCT-2007	12:28:04	7285015	A7J110231	H4
18	J8P3K	1	15-OCT-2007	12:29:19	7285015	A7J110233	H4
19	J8NWG	1	15-OCT-2007	12:30:33	7285015	7J10109	H4
20	J8NWGS	1	15-OCT-2007	12:31:48	7285015	7J10109	H4
21	J8NWGD	1	15-OCT-2007	12:33:06	7285015	7J10109	H4
22	CK6CCV	1	15-OCT-2007	12:34:20			H4
23	CK5CCB	1	15-OCT-2007	12:35:45			H4
24	CK6CCV	1	15-OCT-2007	12:39:02			H4
25	CK5CCB	1	15-OCT-2007	12:40:20			H4
26	J8NFEC	1	15-OCT-2007	12:41:34	7284017	A7J110000	H4
27	J8NFGB	1	15-OCT-2007	12:43:01	7284018	A7J110000	H4
28	J8NFGC	1	15-OCT-2007	12:44:20	7284018	A7J110000	H4
29	J8KP1	1	15-OCT-2007	12:45:36	7284018	A7J100103	H4
30	J8KP3	1	15-OCT-2007	12:46:49	7284018	A7J100103	H4
31	J8KP6	1	15-OCT-2007	12:48:08	7284018	A7J100103	H4
32	J8KP6X	1	15-OCT-2007	12:49:33	7284018	A7J100103	H4
33	J8KP6S	1	15-OCT-2007	12:50:47	7284018	A7J100103	H4
34	J8KQ0	1	15-OCT-2007	12:52:05	7284018	A7J100103	H4
35	J8KQ2	1	15-OCT-2007	12:53:22	7284018	A7J100103	H4
36	CK6CCV	1	15-OCT-2007	12:54:57			H4
37	CK5CCB	1	15-OCT-2007	12:56:21			H4
38	J8KQ5	1	15-OCT-2007	12:57:44	7284018	A7J100103	H4
39	J8KQA	1	15-OCT-2007	12:58:59	7284018	A7J100103	H4
40	J8KQG	1	15-OCT-2007	13:00:44	7284018	A7J100103	H4
41	J8KQH	1	15-OCT-2007	13:01:58	7284018	A7J100103	H4
42	J8KQK	1	15-OCT-2007	13:03:12	7284018	A7J100103	H4
43	J8KQN	1	15-OCT-2007	13:04:26	7284018	A7J100103	H4
44	J8KQQ	1	15-OCT-2007	13:05:51	7284018	A7J100103	H4

---------- (continued) ----------

#	WorkOrder	Dilution	Date	Time	Batch	Lot	Instrument
45	J8KQV	1	15-OCT-2007	13:07:09	7284018	A7J100103	H4
46	J8KRD	1	15-OCT-2007	13:08:23	7284018	A7J100103	H4
47	J8KRDX	1	15-OCT-2007	13:09:39	7284018	A7J100103	H4
48	CK6CCV	1	15-OCT-2007	13:10:56			H4
49	CK5CCB	1	15-OCT-2007	13:12:24			H4
50	J8KRDS	1	15-OCT-2007	13:13:42	7284018	A7J100103	H4
51	J8KRG	1	15-OCT-2007	13:14:58	7284018	A7J100103	H4
52	J8P5LBT	1	15-OCT-2007	13:16:12	7285027	A7J110000	H4
53	J8RMWBT	1	15-OCT-2007	13:17:29	7285027	A7J120000	H4
54	J8RMWCT	1	15-OCT-2007	13:18:43	7285027	A7J120000	H4
55	J8PNAT	1	15-OCT-2007	13:20:37	7285027	A7J110199	H4
56	J8PNATS	1	15-OCT-2007	13:21:51	7285027	A7J110199	H4
57	J8PNATD	1	15-OCT-2007	13:23:34	7285027	A7J110199	H4
58	J8PP7T	1	15-OCT-2007	13:25:00	7285027	A7J110199	H4
59	J8PPMT	1	15-OCT-2007	13:26:25	7285027	A7J110199	H4
60	CK6CCV	1	15-OCT-2007	13:27:59			H4
61	CK5CCB	1	15-OCT-2007	13:29:38			H4
62	J8PPQT	1	15-OCT-2007	13:30:52	7285027	A7J110199	H4
63	J8PPRT	1	15-OCT-2007	13:32:07	7285027	A7J110199	H4
64	J8PPVT	1	15-OCT-2007	13:33:22	7285027	A7J110199	H4
65	J8PQCT	1	15-OCT-2007	13:34:52	7285027	A7J110199	H4
66	J8PQFT	1	15-OCT-2007	13:36:17	7285027	A7J110199	H4
67	J8PQJT	1	15-OCT-2007	13:37:32	7285027	A7J110199	H4
68	J8PQLT	1	15-OCT-2007	13:38:46	7285027	A7J110199	H4
69	J8PQMT	1	15-OCT-2007	13:40:11	7285027	A7J110199	H4
70	J8PQNT	1	15-OCT-2007	13:41:38	7285027	A7J110199	H4
71	CK6CCV	1	15-OCT-2007	13:43:06			H4
72	CK5CCB	1	15-OCT-2007	13:44:30			H4
73	CK6CCV	1	15-OCT-2007	13:55:11			H4
74	CK5CCB	1	15-OCT-2007	13:56:49			H4
75	J8PJPBT	1	15-OCT-2007	13:58:14	7285018	A7J110000	H4
76	J8RMCBT	1	15-OCT-2007	13:59:27	7285018	A7J120000	H4
77	J8RMCCT	1	15-OCT-2007	14:00:42	7285018	A7J120000	H4
78	J8K7NT	1	15-OCT-2007	14:01:56	7285018	A7J100137	H4
79	J8K7NTS	1	15-OCT-2007	14:03:09	7285018	A7J100137	H4
80	J8K7NTD	1	15-OCT-2007	14:04:44	7285018	A7J100137	H4
81	J8RL3B	1	15-OCT-2007	14:06:08	7285012	A7J120000	H4
82	J8RL3C	1	15-OCT-2007	14:07:38	7285012	A7J120000	H4
83	J8RGH	1	15-OCT-2007	14:09:25	7285012	A7J110397	H4
84	J8QE8	1	15-OCT-2007	14:10:40	7285012	A7J110283	H4
85	CK6CCV	1	15-OCT-2007	14:12:13			H4
86	CK5CCB	1	15-OCT-2007	14:13:46			H4
87	J8QFM	1	15-OCT-2007	14:15:22	7285012	A7J110283	H4
88	J8QFA	1	15-OCT-2007	14:16:39	7285012	A7J110282	H4

(continued)

#	WorkOrder	Dilution	Date	Time	Batch	Lot	Instrument
89	J8QFAS	1	15-OCT-2007	14:17:53	7285012	A7J110282	H4
90	J8QFAD	1	15-OCT-2007	14:19:08	7285012	A7J110282	H4
91	J8PJJBT	1	15-OCT-2007	14:20:34	7285019	A7J110000	H4
92	J8RMEBT	1	15-OCT-2007	14:21:51	7285019	A7J120000	H4
93	J8RMECT	1	15-OCT-2007	14:23:06	7285019	A7J120000	H4
94	J8LF7T	1	15-OCT-2007	14:24:31	7285019	A7J100170	H4
95	J8LF7TS	1	15-OCT-2007	14:25:45	7285019	A7J100170	H4
96	J8LF7TD	1	15-OCT-2007	14:27:04	7285019	A7J100170	H4
97	CK6CCV	1	15-OCT-2007	14:28:34			H4
98	CK5CCB	1	15-OCT-2007	14:29:58			H4
99	J8LG8T	1	15-OCT-2007	14:31:14	7285019	A7J100170	H4
100	J8LHAT	1	15-OCT-2007	14:32:31	7285019	A7J100170	H4
101	J8LHCT	1	15-OCT-2007	14:33:46	7285019	A7J100170	H4
102	J8RL9B	1	15-OCT-2007	14:34:59	7285017	A7J120000	H4
103	J8RL9C	1	15-OCT-2007	14:36:14	7285017	A7J120000	H4
104	J8NP4	1	15-OCT-2007	14:37:32	7285017	A7J110121	H4
105	J8NP4X	1	15-OCT-2007	14:38:46	7285017	A7J110121	H4
106	J8NP4S	1	15-OCT-2007	14:39:59	7285017	A7J110121	H4
107	J8NP6	1	15-OCT-2007	14:41:15	7285017	A7J110121	H4
108	J8NPW	1	15-OCT-2007	14:42:32	7285017	A7J110121	H4
109	CK6CCV	1	15-OCT-2007	14:43:46			H4
110	CK5CCB	1	15-OCT-2007	14:45:11			H4
111	J8NQH	1	15-OCT-2007	14:46:26	7285017	A7J110121	H4
112	J8NQP	1	15-OCT-2007	14:47:44	7285017	A7J110121	H4
113	J8NQW	1	15-OCT-2007	14:49:20	7285017	A7J110121	H4
114	J8NR1	1	15-OCT-2007	14:50:45	7285017	A7J110121	H4
115	J8NRN	1	15-OCT-2007	14:52:08	7285017	A7J110121	H4
116	J8NRV	1	15-OCT-2007	14:53:23	7285017	A7J110121	H4
117	J8NTF	1	15-OCT-2007	14:54:41	7285017	A7J110121	H4
118	J8NTL	1	15-OCT-2007	14:55:55	7285017	A7J110121	H4
119	J8NP0	1	15-OCT-2007	14:57:21	7285017	A7J110121	H4
120	J8KP8	1	15-OCT-2007	14:58:36	7285017	A7J100103	H4
121	CK6CCV	1	15-OCT-2007	15:00:00			H4
122	CK5CCB	1	15-OCT-2007	15:01:35			H4
123	J8KP8X	1	15-OCT-2007	15:02:53	7285017	A7J100103	H4
124	J8KP8S	1	15-OCT-2007	15:04:09	7285017	A7J100103	H4
125	J8RL7B	1	15-OCT-2007	15:05:28	7285016	A7J120000	H4
126	J8RL7C	1	15-OCT-2007	15:07:03	7285016	A7J120000	H4
127	J8RH1	1	15-OCT-2007	15:08:33	7285016	A7J110400	H4
128	J8RH3	1	15-OCT-2007	15:09:58	7285016	A7J110400	H4
129	J8RH5	1	15-OCT-2007	15:11:17	7285016	A7J110400	H4
130	J8RH7	1	15-OCT-2007	15:12:31	7285016	A7J110400	H4
131	J8RH9	1	15-OCT-2007	15:13:46	7285016	A7J110400	H4
132	J8RHP	1	15-OCT-2007	15:15:00	7285016	A7J110400	H4

---------- (continued) ----------

#	WorkOrder	Dilution	Date	Time	Batch	Lot	Instrument
133	CK6CCV	1	15-OCT-2007	15:16:19			H4
134	CK5CCB	1	15-OCT-2007	15:17:42			H4
135	J8RHPX	1	15-OCT-2007	15:18:57	7285016	A7J110400	H4
136	J8RHPS	1	15-OCT-2007	15:20:15	7285016	A7J110400	H4
137	J8RHT	1	15-OCT-2007	15:21:36	7285016	A7J110400	H4
138	J8RHW	1	15-OCT-2007	15:22:55	7285016	A7J110400	H4
139	J8RJC	1	15-OCT-2007	15:24:14	7285016	A7J110400	H4
140	J8RJE	1	15-OCT-2007	15:25:29	7285016	A7J110400	H4
141	J8RJG	1	15-OCT-2007	15:26:45	7285016	A7J110400	H4
142	J8RJJ	1	15-OCT-2007	15:27:59	7285016	A7J110400	H4
143	J8RL3C	1	15-OCT-2007	15:29:16	7285012	A7J120000	H4
144	CRA	1	15-OCT-2007	15:30:46			H4
145	CK6CCV	1	15-OCT-2007	15:32:05			H4
146	CK5CCB	1	15-OCT-2007	15:33:49			H4

End of Report

Test America North Canton

Metals Data Reporting Form

Continuing Calibration Blank Results

Instrument: CVAA **Units:** ug/L

Chart Number: hg41015b.prn

Standard Source: _____ **Standard ID:** _____

Element	WL/ Mass	Report Limit	Ck5CCB 10/15/07 12:21 PM Found	Q	Ck5CCB 10/15/07 12:35 PM Found	Q	Ck5CCB 10/15/07 12:40 PM Found	Q	Ck5CCB 10/15/07 12:56 PM Found	Q	Ck5CCB 10/15/07 1:12 PM Found	Q
Mercury	253.7	0.2	**-0.1**	**B**	0.1	U	**-0.1**	**B**	0.1	U	0.1	U

U Result is less than the IDL

B Result is between IDL and RL

GENERAL CHEMISTRY DATA

Environmental Quality Mgt., Inc.

Client Sample ID: FWGWBGmw-009C-0550-GW

General Chemistry

Lot-Sample #...: A7J110121-001 **Work Order #...:** J8NPJ **Matrix.....:** WG
Date Sampled...: 10/10/07 08:50 **Date Received..:** 10/11/07

PARAMETER	RESULT	RL	UNITS	METHOD	PREPARATION-ANALYSIS DATE	PREP BATCH #
Cyanide, Total	ND	0.010	mg/L	SW846 9012A	10/17/07	7290619
	Dilution Factor: 1			MDL.....: 0.0050		
Nitrocellulose	ND	0.50	mg/L	MCAWW 353.2	10/30-11/01/07	7303233
	Dilution Factor: 1			MDL.....: 0.12		

Environmental Quality Mgt., Inc.

Client Sample ID: FWGDA2mw-DETlbR-0525-GW

General Chemistry

Lot-Sample #...: A7J110121-003 **Work Order #...:** J8NPX **Matrix.....:** WG
Date Sampled...: 10/10/07 11:05 **Date Received..:** 10/11/07

PARAMETER	RESULT	RL	UNITS	METHOD	PREPARATION-ANALYSIS DATE	PREP BATCH #
Cyanide, Total	ND	0.010	mg/L	SW846 9012A	10/17/07	7290619
		Dilution Factor: 1		MDL.....: 0.0050		
Nitrocellulose	ND	0.50	mg/L	MCAWW 353.2	10/30-11/01/07	7303233
		Dilution Factor: 1		MDL.....: 0.12		

Environmental Quality Mgt., Inc.

Client Sample ID: FWGBKGmw-013C-0515-GW

General Chemistry

Lot-Sample #...: A7J110121-005 **Work Order #...:** J8NP1 **Matrix.....:** WG
Date Sampled...: 10/10/07 13:15 **Date Received..:** 10/11/07

PARAMETER	RESULT	RL	UNITS	METHOD	PREPARATION-ANALYSIS DATE	PREP BATCH #
Cyanide, Total	ND	0.010	mg/L	SW846 9012A	10/19/07	7292436
	Dilution Factor: 1			MDL.....: 0.0050		
Nitrocellulose	ND	0.50	mg/L	MCAWW 353.2	10/30-11/01/07	7303233
	Dilution Factor: 1			MDL.....: 0.12		

Environmental Quality Mgt., Inc.

Client Sample ID: FWGEQUIPRINSE3-0558-GW

General Chemistry

Lot-Sample #...: A7J110121-007 **Work Order #...:** J8NP6 **Matrix.....:** WQ
Date Sampled...: 10/10/07 15:10 **Date Received..:** 10/11/07

PARAMETER	RESULT	RL	UNITS	METHOD	PREPARATION-ANALYSIS DATE	PREP BATCH #
Cyanide, Total	ND	0.010	mg/L	SW846 9012A	10/17/07	7290619
		Dilution Factor: 1		MDL.....: 0.0050		
Nitrocellulose	ND	0.50	mg/L	MCAWW 353.2	10/30-11/01/07	7303233
		Dilution Factor: 1		MDL.....: 0.12		

Environmental Quality Mgt., Inc.

Client Sample ID: FWGWBGmw-006C-0548-GW

General Chemistry

Lot-Sample #...: A7J110121-009 **Work Order #...:** J8NQF **Matrix.....:** WG
Date Sampled...: 10/10/07 08:50 **Date Received..:** 10/11/07

PARAMETER	RESULT	RL	UNITS	METHOD	PREPARATION-ANALYSIS DATE	PREP BATCH #
Cyanide, Total	ND	0.010	mg/L	SW846 9012A	10/17/07	7290619
		Dilution Factor: 1		MDL.....: 0.0050		
Nitrocellulose	ND	0.50	mg/L	MCAWW 353.2	10/30-11/01/07	7303233
		Dilution Factor: 1		MDL.....: 0.12		

Environmental Quality Mgt., Inc.

Client Sample ID: FWGBKGmw-012C-0514-GW

General Chemistry

Lot-Sample #...: A7J110121-011 Work Order #...: J8NQJ Matrix.....: WG
Date Sampled...: 10/10/07 11:10 Date Received..: 10/11/07

PARAMETER	RESULT	RL	UNITS	METHOD	PREPARATION-ANALYSIS DATE	PREP BATCH #
Cyanide, Total	ND	0.010	mg/L	SW846 9012A	10/19/07	7292436
		Dilution Factor: 1		MDL.....: 0.0050		
Nitrocellulose	ND	0.50	mg/L	MCAWW 353.2	10/30-11/01/07	7303233
		Dilution Factor: 1		MDL.....: 0.12		

Environmental Quality Mgt., Inc.

Client Sample ID: FWGBKGmw-DUP1-0551-GW

General Chemistry

Lot-Sample #...: A7J110121-013 Work Order #...: J8NQQ Matrix.....: WG
Date Sampled...: 10/10/07 12:36 Date Received..: 10/11/07

PARAMETER	RESULT	RL	UNITS	METHOD	PREPARATION-ANALYSIS DATE	PREP BATCH #
Cyanide, Total	ND	0.010	mg/L	SW846 9012A	10/17/07	7290619
		Dilution Factor: 1		MDL.....: 0.0050		
Nitrocellulose	ND	0.50	mg/L	MCAWW 353.2	10/30-11/01/07	7303233
		Dilution Factor: 1		MDL.....: 0.12		

Environmental Quality Mgt., Inc.

Client Sample ID: FWGWBGmw-007C-0549-GW

General Chemistry

Lot-Sample #...: A7J110121-016 Work Order #...: J8NQ2 Matrix.....: WG
Date Sampled...: 10/10/07 09:00 Date Received..: 10/11/07

PARAMETER	RESULT	RL	UNITS	METHOD	PREPARATION-ANALYSIS DATE	PREP BATCH #
Cyanide, Total	0.0095 B	0.010	mg/L	SW846 9012A	10/17/07	7290619
	Dilution Factor: 1			MDL.....: 0.0050		
Nitrocellulose	ND	0.50	mg/L	MCAWW 353.2	10/30-11/01/07	7303233
	Dilution Factor: 1			MDL.....: 0.12		

NOTE(S):

RL Reporting Limit

B Estimated result. Result is less than RL.

Environmental Quality Mgt., Inc.

Client Sample ID: FWGDETmw-4bR-0527-GW

General Chemistry

Lot-Sample #...: A7J110121-018 **Work Order #...:** J8NRP **Matrix.....:** WG
Date Sampled...: 10/10/07 10:40 **Date Received..:** 10/11/07

PARAMETER	RESULT	RL	UNITS	METHOD	PREPARATION-ANALYSIS DATE	PREP BATCH #
Cyanide, Total	ND	0.010	mg/L	SW846 9012A	10/19/07	7292436
		Dilution Factor: 1		MDL.....: 0.0050		
Nitrocellulose	ND	0.50	mg/L	MCAWW 353.2	10/30-11/01/07	7303233
		Dilution Factor: 1		MDL.....: 0.12		

Environmental Quality Mgt., Inc.

Client Sample ID: FWGDETmw-3bR-0526-GW

General Chemistry

Lot-Sample #...: A7J110121-020 **Work Order #...:** J8NRX **Matrix.....:** WG
Date Sampled...: 10/10/07 11:00 **Date Received..:** 10/11/07

PARAMETER	RESULT	RL	UNITS	METHOD	PREPARATION-ANALYSIS DATE	PREP BATCH #
Cyanide, Total	ND	0.010	mg/L	SW846 9012A	10/19/07	7292436
		Dilution Factor: 1		MDL.....: 0.0050		
Nitrocellulose	ND	0.50	mg/L	MCAWW 353.2	10/30-11/01/07	7303233
		Dilution Factor: 1		MDL.....: 0.12		

Environmental Quality Mgt., Inc.

Client Sample ID: FWGLL12mw-187C-0534-GW

General Chemistry

Lot-Sample #...: A7J110121-022 **Work Order #...:** J8NR2 **Matrix.....:** WG
Date Sampled...: 10/10/07 13:00 **Date Received..:** 10/11/07

PARAMETER	RESULT	RL	UNITS	METHOD	PREPARATION-ANALYSIS DATE	PREP BATCH #
Nitrate-Nitrite	**1600**	**250**	**mg/L**	**MCAWW 353.2**	**10/19/07**	**7292302**
		Dilution Factor: 2500		MDL.....: 40		

Environmental Quality Mgt., Inc.

Client Sample ID: FWGLL12mw-186C-0533-GW

General Chemistry

Lot-Sample #...: A7J110121-024 **Work Order #...:** J8NR9 **Matrix.....:** WG
Date Sampled...: 10/10/07 13:50 **Date Received..:** 10/11/07

PARAMETER	RESULT	RL	UNITS	METHOD	PREPARATION-ANALYSIS DATE	PREP BATCH #
Cyanide, Total	ND	0.010	mg/L	SW846 9012A	10/19/07	7292436
		Dilution Factor: 1		MDL.....: 0.0050		
Nitrate-Nitrite	**0.6**	**0.2**	**mg/L**	**MCAWW 353.2**	**10/17/07**	**7290374**
		Dilution Factor: 2		MDL.....: 0.03		
Nitrocellulose	ND	0.50	mg/L	MCAWW 353.2	10/30-11/01/07	7303233
		Dilution Factor: 1		MDL.....: 0.12		

Environmental Quality Mgt., Inc.

Client Sample ID: FWGBKGmw-017C-0518-GW

General Chemistry

Lot-Sample #...: A7J110121-026 **Work Order #...:** J8NTJ **Matrix.....:** WG
Date Sampled...: 10/10/07 16:10 **Date Received..:** 10/11/07

PARAMETER	RESULT	RL	UNITS	METHOD	PREPARATION-ANALYSIS DATE	PREP BATCH #
Cyanide, Total	ND	0.010	mg/L	SW846 9012A	10/19/07	7292436
		Dilution Factor: 1		MDL.....: 0.0050		
Nitrocellulose	ND	0.50	mg/L	MCAWW 353.2	10/30-11/01/07	7303233
		Dilution Factor: 1		MDL.....: 0.12		

STL-Canton
Konelab 250

Date : 2007-10-17
Time : 12.46

Test Cyanide
Unit mg/l

Sample ID:	Result	Resp.	Dilut	Man.dilut	Date and Time
CCB-CN	-0.0040	0.008			2007-10-17 11.09
CCV-CN .1	0.0935	0.099	93.5		2007-10-17 11.10
CCV-CN .1	0.0923	0.098	92.3		2007-10-17 11.45
CCB-CN	-0.0040	0.008			2007-10-17 11.45
BLANK	-0.0039	0.008			2007-10-17 11.45
J8NWG	0.0025	0.014			2007-10-17 11.45
J8NPG	-0.0031	0.009			2007-10-17 11.45
J8NPX	-0.0032	0.009			2007-10-17 11.45
J8NP6	-0.0039	0.008			2007-10-17 11.45
J8NQE	-0.0032	0.009			2007-10-17 11.45
J8NQN SXN02 BR loc 10/24/07	0.0095	0.021			2007-10-17 11.45
J8NQQ	-0.0026	0.009			2007-10-17 11.45
CCV-CN .1	0.0915	0.097	91.5		2007-10-17 11.51
CCB-CN	-0.0035	0.009			2007-10-17 11.51
J8KQ7	-0.0020	0.010			2007-10-17 11.51
J8KQ7 MS	0.0325	0.042			2007-10-17 11.51
J8KQ7 MSD	0.0344	0.044			2007-10-17 11.51
J8KRF	-0.0032	0.009			2007-10-17 11.51
J83QM	0.0260	0.036			2007-10-17 11.51
J8WK8	-0.0017	0.010			2007-10-17 11.51
J8WK2	-0.0037	0.008			2007-10-17 11.51
J8VX0	-0.0022	0.010			2007-10-17 11.51
J8VXP	0.0006	0.012			2007-10-17 11.51
ICV	0.0949	0.100			2007-10-17 11.56
MRL .005	0.0020	0.014	40%		2007-10-17 11.56
J8VWM	-0.0020	0.010			2007-10-17 11.56
J8THE	-0.0034	0.009			2007-10-17 11.56
J8TJ3	0.0008	0.013			2007-10-17 11.56
CCV-CN .1	0.0990	0.104	98		2007-10-17 11.59
CCB-CN	-0.0037	0.008			2007-10-17 11.59
LCS	0.3597	0.045	1+9.0		2007-10-17 12.04
CCV-CN .1	0.0997	0.105	99.7		2007-10-17 12.05
CCB-CN	-0.0042	0.008			2007-10-17 12.05
J83QM	0.0275	0.038			2007-10-17 12.14
CCV-CN .1	0.0979	0.103	97.9		2007-10-17 12.16
CCB-CN	-0.0037	0.008			2007-10-17 12.16

TestAmerica, North Canton
Cyanide Reagent Sheet

Date: 10/17/2007

Analyst: SS

	Reagent Name	Reagent Number
	Sulfamic Acid	WR71116
	Magnesium Chloride	WR72002
	NaOH	LOT E22424
	Ottawa Sand	WR70439
	H2SO4	WR71066
	Chloromine T	EST 1010182
	Phosphate Buffer	EST LOT 1010059
	Pyridine Barbituric Acid	EST LOT 1009036
A	Calcium Hypochlorite	WR71057
A	Ascorbic Acid	WR70219
F	Zinc Acetate	WR71017
F	Sodium Acetate	WR70944
F	Methyl Red	WR71105

Cadmium carbonate: Sigma-Aldrich batch # 0306PB exp: 11/10/08

Conc.	Standard #	prep date	exp date
10 ppm p	CY7251	10/15/2007	10/22/2007
10 ppm s	CY7255	10/15/2007	10/22/2007
1 ppm s	CY7256	10/15/2007	10/22/2007
ICV 0.1	CY7257	10/15/2007	10/22/2007
MRL .005	CY7254	10/15/2007	10/22/2007
Cal 0.2	CY7252	10/15/2007	10/22/2007
CCV 0.1	CY7253	10/15/2007	10/22/2007

LCS ERA LOT P138-502 TV= 0.370 mg/L, 18.5 mg/kg
LCS 2 ml 1ppm s + 50 ml .25 N NaOH
tv=0.04 mg/L or 2.0 mg/kg
MS/MSD: 2 ml 1ppm s. + 50 ML SAMPLE Tv= .04 mg/L
1g Sample + 50 ml DI tv=2.0 mg/kg

STL-Canton
Konelab 250

Date : 2007-10-19
Time : 16.12

Test Cyanide
Unit mg/l

Sample ID:	Result	Resp.	Dilut	Man.dilut	Date and Time
CCV-CN .1	0.0983	0.099	983		2007-10-19 14.39
CCB-CN	0.0006	0.008			2007-10-19 14.39
ICV CN- .1	0.0991	0.100	99.1		2007-10-19 14.39
MRL .005	0.0052	0.013	104		2007-10-19 14.39
CCV-CN .1	0.0991	0.100	99.1		2007-10-19 14.40
CCB-CN	-0.0002	0.007			2007-10-19 14.40
CCV-CN .1	0.0957	0.097	957		2007-10-19 15.10
CCB-CN	0.0005	0.008			2007-10-19 15.10
J8RHR	0.0011	0.009			2007-10-19 15.10
J8RHV	0.0023	0.010			2007-10-19 15.10
J8RH0	0.0015	0.009			2007-10-19 15.10
J8RH2	0.0007	0.008			2007-10-19 15.10
J8RH4	0.0012	0.009			2007-10-19 15.10
J8RH6	0.0016	0.009			2007-10-19 15.10
J8RJA	0.0034	0.011			2007-10-19 15.10
J8RJE	0.0012	0.009			2007-10-19 15.10
J8RJF	0.0020	0.010			2007-10-19 15.10
J8RJH	0.0006	0.008			2007-10-19 15.10
CCV-CN .1	0.0969	0.098	96.9		2007-10-19 15.15
CCB-CN	0.0009	0.009			2007-10-19 15.15
BLANK - T	0.0002	0.008			2007-10-19 15.15
~~J8NP4~~	0.0025	0.010			2007-10-19 15.16
~~J8NP1 MS~~	0.0376	0.043			2007-10-19 15.16
~~J8NP1 MSD~~	0.0386	0.044			2007-10-19 15.16
~~J8NQU~~	0.0008	0.008			2007-10-19 15.16
~~J8NRP~~	0.0016	0.009			2007-10-19 15.16
~~J8NRX~~	0.0019	0.009			2007-10-19 15.16
~~J8NR9~~	0.0017	0.009			2007-10-19 15.16
~~J8NT5~~	0.0025	0.010			2007-10-19 15.16
CCV-CN .1	0.0940	0.095	94		2007-10-19 15.19
CCB-CN	0.0007	0.008			2007-10-19 15.19
CCV-CN .1	0.0981	0.099	981		2007-10-19 15.20
CCB-CN	0.0008	0.008			2007-10-19 15.20
J8RJK	0.0011	0.009			2007-10-19 15.20
~~J8R4F~~ J8RHF	0.0016	0.009			2007-10-19 15.20
~~J8R4F MSD~~ J8RHF MSD	0.0356	0.041			2007-10-19 15.20
LCS - T	0.3302	0.038	1+9.0		2007-10-19 15.28
CCV-CN	0.1033	0.104			2007-10-19 15.29
CCB-CN BE 10/19/07	0.0007	0.008			2007-10-19 15.29
CCV-CN	0.1031	0.104			2007-10-19 16.09
CCB-CN	0.0018	0.009			2007-10-19 16.09
~~J8R4F MS~~ J8RHF MS	0.0313	0.037			2007-10-19 16.09
CCV-CN	0.1044	0.105			2007-10-19 16.10
CCB-CN	0.0018	0.009			2007-10-19 16.10

Result Report AquaKem 6.5 Page: 1

STL-Canton
Konelab 250

Date : 2007-10-19
Time : 14.12

Test Cyanide
Unit mg/l

Sample ID:	Result	Resp.	Dilut	Man.dilut	Date and Time
CCV-CN	0.0949	0.096			2007-10-19 12.57
CCB-CN	0.0033	0.011			2007-10-19 12.57
ICV	0.1003	0.101			2007-10-19 12.57
BLANK - F	0.0534	0.009		1+49.0	2007-10-19 12.57
LCS - F	1.8089	0.041		1+49.0	2007-10-19 12.57
J8T51	0.1058	0.010		1+49.0	2007-10-19 12.57
J8T52	0.2074	0.012		1+49.0	2007-10-19 12.57
J8936	0.0424	0.008		1+49.0	2007-10-19 12.57
CCV-CN	0.0949	0.096			2007-10-19 13.02
CCB-CN	0.0035	0.011			2007-10-19 13.02
J8936 MS	1.9078	0.043		1+49.0	2007-10-19 13.02
J8936 MSD	1.9374	0.044		1+49.0	2007-10-19 13.02
J894C	0.0296	0.008		1+49.0	2007-10-19 13.02
J894F	0.0484	0.009		1+49.0	2007-10-19 13.02
J894G	0.0672	0.009		1+49.0	2007-10-19 13.02
J894M	0.1417	0.010		1+49.0	2007-10-19 13.02
J894N	0.1047	0.010		1+49.0	2007-10-19 13.02
J894W	0.0567	0.009		1+49.0	2007-10-19 13.02
J8940	0.0615	0.009		1+49.0	2007-10-19 13.02
J895J	0.0456	0.009		1+49.0	2007-10-19 13.02
CCV-CN	0.0958	0.097			2007-10-19 13.07
CCB-CN	0.0038	0.011			2007-10-19 13.07
J896A	0.0797	0.009		1+49.0	2007-10-19 13.07
J896J	0.0913	0.009		1+49.0	2007-10-19 13.07
J896R	0.2223	0.012		1+49.0	2007-10-19 13.07
J896X	0.0781	0.009		1+49.0	2007-10-19 13.07
HIGH	0.0993	0.100			2007-10-19 13.08
LOW	0.0275	0.033			2007-10-19 13.08
CCV-CN	0.0933	0.095			2007-10-19 13.09
CCB-CN	0.0034	0.011			2007-10-19 13.09
J8T5W	12.9826	0.032	1+9.0	1+49.0	2007-10-19 13.10
CCV-CN	0.1000	0.101			2007-10-19 13.13
CCB-CN	0.0036	0.011			2007-10-19 13.13
CCV-CN	0.1009	0.102			2007-10-19 13.19
CCB-CN	0.0036	0.011			2007-10-19 13.19
CCV-CN	0.0962	0.097			2007-10-19 13.57
CCB-CN	0.0043	0.012			2007-10-19 13.57
CCV-CN	0.0965	0.098			2007-10-19 14.03
CCB-CN	0.0043	0.012			2007-10-19 14.03
MRL	0.0046	0.012			2007-10-19 14.03
J8T5F	2.1661	0.048		1+49.0	2007-10-19 14.03
J8T5K	2.1810	0.048		1+49.0	2007-10-19 14.03
CCV-CN	0.0916	0.093			2007-10-19 14.07
CCB-CN	0.0043	0.012			2007-10-19 14.07
CCV-CN	0.1029	0.104			2007-10-19 14.08
CCB-CN	0.0050	0.012			2007-10-19 14.08

TestAmerica, North Canton
Cyanide Reagent Sheet

Date: 10/19/2007

Analyst: BR

	Reagent Name	Reagent Number
	Sulfamic Acid	WR71116
	Magnesium Chloride	WR72016
	NaOH	LOT E22424
	Ottawa Sand	WR70439
	H2SO4	WR71066
	Chloromine T	EST 1010182
	Phosphate Buffer	EST LOT 1010059
	Pyridine Barbituric Acid	EST LOT 1009036
A	Calcium Hypochlorite	WR71057
A	Ascorbic Acid	WR70219
F	Zinc Acetate	WR71017
F	Sodium Acetate	WR70944
F	Methyl Red	WR71105

Cadmium carbonate: Sigma-Aldrich batch # 0306PB exp: 11/10/08

Conc.	Standard #	prep date	exp date
10 ppm p	CY7251	10/15/2007	10/22/2007
10 ppm s	CY7255	10/15/2007	10/22/2007
1 ppm s	CY7256	10/15/2007	10/22/2007
ICV 0.1	CY7257	10/15/2007	10/22/2007
MRL .005	CY7254	10/15/2007	10/22/2007
Cal 0.2	CY7252	10/15/2007	10/22/2007
CCV 0.1	CY7253	10/15/2007	10/22/2007

LCS ERA LOT P138-502 TV= 0.370 mg/L, 18.5 mg/kg
LCS 2 ml 1ppm s + 50 ml .25 N NaOH
tv=0.04 mg/L or 2.0 mg/kg
MS/MSD: 2 ml 1ppm s. + 50 ML SAMPLE Tv= .04 mg/L
1g Sample + 50 ml DI tv=2.0 mg/kg

7290374

BRAN+LUEBBE AACE 5.23

Post-run report

STL NORTH CANTON

TRAACS AUTOANALYZER REPORT

Name of Run	: 071017D	Name of Analysis	: NO2NO3.ANL
Date of Report	: 10/17/07	System No.	: 2
Date of Run	: 10/17/07	Type of System	: TRAACS
Operator	: JAK	Start/Stop time	: 13:28 - 14:40
Comment	:		

Channel	:	1	2
Method	:	NO2	NO2NO3
Unit	:	mg/L	mg/L
Calibr. Fit	:	Linear	Linear
Corr. Coeff.	:	0.9999	1.0000 ✓
Base	:	66	56
Gain	:	31	41
Sensitivity	:	0.2889	0.2526
Sample Limit 1	:		
Sample Limit 2	:		

Pk	Cup		Sample Id	Conc	Conc	
0	0	B	Baseline	-0.0084	-0.0123	
1	1	P	Primer	0.9897	1.9936	
2	1	C	1/2 NO2NO3	0.9961	1.9969	✓
3	2	C	0.5/1 NO2NO3	0.5060	1.0085	✓
4	3	C	0.25/0.5 NO2NO3	0.2550	0.4957	✓
5	4	C	0.1/0.2 NO2NO3	0.0971	0.1980	✓
6	5	C	0.04/0.08 NO2NO3	0.0358	0.0808	✓
7	1	H1	HIGH	1.0039	1.9963	
8	0	L1	Low	-0.0039	-0.0049	
9	0	L1	Low	-0.0037	-0.0046	
10	2	D	Drift	0.5015	1.0184	
11	0	B	Baseline	-0.0084	-0.0123	
12	0	N	Null	-0.0079N	-0.0118N	
13	2	QC1	ICV	0.4997	1.0439	10490
14	6	QC2	ICB	-0.0013	-0.0020	
15	7	S	NO2 .5 CAL CHECK	0.4944	0.5041	
16	8	S	NO3 1.0 CAL CHECK	0.0017	1.0024	21.79
17	9	S	NO2NO3 LCS 20X	-0.0019	1.0897	
18	10	S	J8VX0 10X	-0.0031	1.1123	11.123

19	33	S	R	-0.0051	0.0105
20	11	S	J8VWM 10X	-0.0056	1.0904
21	33	S	R	-0.0055	0.0059
22	12	S	J8VXP	0.0060	0.2456
23	13	S	J8LJL	-0.0022	0.0377
24	33	S	R	-0.0068	0.0060
25	2	QC1	CCV	0.4878	0.9929
26	6	QC2	CCB	-0.0068	-0.0013
27	14	S	J8LJQ	0.0030	0.0024
28	15	S	J8LJ0	0.0003	0.0073
29	16	S	J8LJ4	-0.0008	0.0385
30	17	S	J8L3H	0.0155	0.0549
31	18	S	J8NR2 5X	0.0014	2.2405*
32	19	S	J8NR2 10X	-0.0014	2.2183*
33	33	S	R	-0.0038	2.2189*
34	20	S	J8NR9 2X	-0.0026	0.3132R
35	21	S	J8NR9 5X	-0.0063	0.1266R
36	33	S	R	-0.0059	0.0583
37	2	QC1	CCV	0.4871	1.0355
38	6	QC2	CCB	-0.0001	0.0071
39	22	S	J8PC7	-0.0014	0.0339
40	23	S	J8PDG	-0.0061	0.0172
41	24	S	J8PEH	-0.0017	0.0078
42	25	S	J8PFH	-0.0019	0.0649
43	26	S	J8WR4 10X	-0.0063	0.0185
44	33	S	R	-0.0041	0.0136
45	27	S	J8WTK 10X	-0.0060	0.0290
46	33	S	R	-0.0066	0.0139
47	28	S	J8WTR 10X	-0.0077	0.0264
48	33	S	R	-0.0055	0.0134
49	2	QC1	CCV	0.4977	1.0140
50	6	QC2	CCB	-0.0044	-0.0000
51	29	S	J8WVK	-0.0006	0.0135
52	33	S	R	-0.0039	0.0183
53	30	S	J8WVK MS	0.0002	0.2802
54	33	S	R	-0.0033	0.0370
55	31	S	J8WVK MSD	0.0012	0.2801
56	33	S	R	0.0075	0.0149
57	32	S	J8WV8	0.0000	0.0715
58	33	S	R	-0.0047	0.0215
59	2	QC1	CCV	0.4936	0.9956
60	6	QC2	CCB	-0.0015	-0.0030
61	2	D	Drift	0.5015	1.0184
62	0	B	Baseline	-0.0084	-0.0123

TestAmerica, North Canton
NO2NO3 Reagents/Standards

Date: 10/17/2007

Analyst: JAK

Reagent Name	Reagent Number
NED	WR71085
SAN	WR72011
Imidazole Buffer	WR71129
Sulfanilamide	WR71086

Standard		Standard Number	Prep	Exp
100 ppm NO3		NN7117	9/24/07	10/24/07
100 ppm NO2		NN7116		
Cal I		NN7118		
Cal II		NN7119		
Cal III		NN7120		
Cal IV		NN7121		
Cal V		NN7122		
NO2 LCS		NN7124	**TV=0.50**	
NO3 LCS		NN7123	**TV=1.00**	
NO2 Cal Check		NN7125	**TV=0.50**	
NO3 Cal Check		NN7126	**TV=1.00**	
MS/MSD		NN7127		
Combo LCS	TV=21.2	P132-505		

MS/MSD: 0.1 ml NN7110 + 4 ml sample. TV NO2 = 0.25 ppm, TV NO3 = 0.25 ppm

STL NORTH CANTON

TRAACS AUTOANALYZER REPORT

Name of Run	: 071019D	Name of Analysis	: NO2NO3
Date of Report	: 10/19/07	System No.	: 2
Date of Run	: 10/19/07	Type of System	: TRAACS
Operator	: SJS	Start/Stop time	: 15:43 - 16:30
Comment	:		

Channel	:	1	2
Method	:	NO2	NO2NO3
Unit	:	mg/L	mg/L
Calibr. Fit	:	Linear	Linear
Corr. Coeff.	:	0.9999	0.9999
Base	:	65	56
Gain	:	31	43
Sensitivity	:	0.3025	0.2636
Sample Limit 1	:		
Sample Limit 2	:		

Pk	Cup		Sample Id	Conc	Conc
0	0	B	Baseline	0.0013	-0.0101
1	1	P	Primer	1.0016	2.0200
2	1	C	1/2 NO2NO3	1.0023	2.0078
3	2	C	0.5/1 NO2NO3	0.4976	0.9874
4	3	C	0.25/0.5 NO2NO3	0.2444	0.4905
5	4	C	0.1/0.2 NO2NO3	0.1009	0.2017
6	5	C	0.04/0.08 NO2NO3	0.0449	0.0927
7	1	H1	HIGH	1.0049	2.0108
8	0	L1	Low	0.0037	-0.0044
9	0	L1	Low	0.0039	-0.0043
10	2	D	Drift	0.4984	0.9965
11	0	B	Baseline	0.0013	-0.0101
12	0	N	Null	0.0008N	-0.0094N
13	2	QC1	ICV	0.4952	1.0039 ✓
14	6	QC2	ICB	0.0020	-0.0017 ✓
15	7	S	NO2 .5 CAL CHECK	0.4979	0.5086
16	8	S	NO3 1.0 CAL CHECK	0.0073	1.0397 ✓
17	14	S	J8WTR	0.0336	-0.0136 ✓
18	15	S	J8WW0	0.0331	0.0017

19	16	S	J8WW7	0.0230	-0.0028
20	17	S	J8WW8	0.0269	-0.0066
21	18	S	J8XX2	0.0052	-0.0139
22	19	S	J8X0F	0.0061	0.0010
23	20	S	J8XOJ	0.0085	-0.0021
24	21	S	J8X0L	0.0077	0.0374
25	43	S	RINSE	0.0083	-0.0019
26	43	S	RINSE	0.0096	-0.0011
27	2	QC1	CCV	0.4939	0.9682
28	6	QC2	CCB	0.0045	-0.0050
29	24	S	J8X0A	0.0151	0.0006
30	25	S	J8X0G	0.0191	0.4301
31	26	S	J8227	0.0552	0.7454
32	27	S	J823P	0.0623	0.7818
33	28	S	J823P MS	0.0123	-0.0031
34	29	S	J823P MSD	0.0078	-0.0019
35	30	S	J86A5	0.0065	-0.0057
36	43	S	RINSE	0.0098	-0.0022
37	2	QC1	CCV	0.4921	0.9493
38	6	QC2	CCB	0.0024	-0.0050
39	42	S	J9AMM	0.0535	0.3564
40	43	S	J9AVP	0.0146	0.0190
41	44	S	J9AVP MS	0.1402	0.3989
42	45	S	J9AVP MSD	0.1509	0.4278
43	2	QC1	CCV	0.5391	1.0746
44	6	QC2	CCB	0.0073	0.0088
45	2	D	Drift	0.4984	0.9965
46	0	B	Baseline	0.0013	-0.0101
47	0	B	FinalBase	0.0013	-0.0101

QC Limits

Channel	:	1	2
QC 1	Unused		
QC 2	Unused		
QC 3	Unused		
QC 4	Unused		
QC 5	Unused		
QC 6	Unused		
QC 7	Unused		
QC 8	Unused		
QC 9	Unused		
QC10	Unused		

STL NORTH CANTON

TRAACS AUTOANALYZER REPORT

Name of Run	: 071019A	Name of Analysis	: NO2NO3
Date of Report	: 10/19/07	System No.	: 2
Date of Run	: 10/19/07	Type of System	: TRAACS
Operator	: SJS	Start/Stop time	: 11:06 - 12:16
Comment	:		

Channel	:	1	2
Method	:	NO2	NO2NO3
Unit	:	mg/L	mg/L
Calibr. Fit	:	Linear	Linear
Corr. Coeff.	:	1.0000	0.9999
Base	:	65	57
Gain	:	31	43
Sensitivity	:	0.2913	0.2486
Sample Limit 1	:		
Sample Limit 2	:		

Pk	Cup		Sample Id	Conc	Conc
0	0	B	Baseline	-0.0052	-0.0028
1	1	P	Primer	0.9853	1.9981
2	1	C	1/2 NO2NO3	0.9975	2.0028
3	2	C	0.5/1 NO2NO3	0.5039	0.9957
4	3	C	0.25/0.5 NO2NO3	0.2531	0.4985
5	4	C	0.1/0.2 NO2NO3	0.0981	0.1912
6	5	C	0.04/0.08 NO2NO3	0.0374	0.0919
7	1	H1	HIGH	1.0024	1.9976
8	0	L1	Low	-0.0027	-0.0064
9	0	L1	Low	-0.0025	-0.0061
10	2	D	Drift	0.5026	1.0098
11	0	B	Baseline	-0.0052	-0.0028
12	0	N	Null	-0.0048N	0.0074N
13	2	QC1	ICV	0.4977	1.0132
14	6	QC2	ICB	-0.0041	0.0134
15	7	S	NO2 .5 CAL CHECK	0.4930 ✓	0.5126
16	8	S	NO3 1.0 CAL CHECK	0.0076	1.0136 ✓
17	9	S	NO2NO3 LCS 20X	-0.0014	1.0675 21.35
18	43	S	R	-0.0024	0.0207

19	11	S	J8NR2 500X X5Y	-0.0033	2.2465*
20	43	S	R	-0.0035	-0.0060R
21	12	S	J8WR4	0.0158	0.0118R
22	13	S	J8WTK	0.0085	0.0168
23	2	QC1	CCV	0.4617	0.9797
24	6	QC2	CCB	0.0002	0.0246
25	14	S	J8WTR	0.0101	0.0107
26	15	S	J8WW0	0.0146	0.0167
27	16	S	J8WW7	0.0090	0.0164
28	17	S	J8WW8	0.0040	0.0148
29	18	S	J8XX2	-0.0011	0.0122
30	19	S	J8X0F	-0.0023	0.0170
31	20	S	J8XOJ	0.0031	0.0341
32	21	S	J8X0L	-0.0003	0.0210
33	2	QC1	CCV	0.4783	0.8276 fail
34	6	QC2	CCB	-0.0039	0.0119
35	22	S	J8X0A	0.0066	0.0141
36	23	S	J8X0G	0.0012	0.0134
37	24	S	J8227	-0.0018	0.0153
38	25	S	J823P	-0.0025	0.3693
39	26	S	J823P MS	0.1525	0.7706
40	27	S	J823P MSD	0.1858	0.8550
41	28	S	J86A5	0.0203	0.0511
42	2	QC1	CCV	0.5057	1.0266
43	6	QC2	CCB	0.0016	0.0384
44	29	S	J86C9	0.0023	0.0372
45	30	S	J86DD	-0.0000	0.0320
46	31	S	J86DJ	-0.0007	0.0323
47	32	S	J882F	-0.0019	0.0405
48	33	S	J882M	-0.0016	0.0548
49	34	S	J882R	-0.0008	0.9158
50	35	S	J865L	0.0008	0.0390
51	36	S	J865X	-0.0043	1.1488
52	37	S	J8650	0.0001	0.1496
53	38	S	J8651	-0.0038	0.0034
54	2	QC1	CCV	0.4911	1.0712
55	6	QC2	CCB	-0.0004	0.0067
56	39	S	J9AMM	0.0466	0.4754
57	40	S	J9AVP	0.0020	0.0229
58	41	S	J9AVP MS	0.1590	0.4481
59	42	S	J9AVP MSD	0.1867	0.4931
60	44	S	LCS 20X	0.0211	1.1783 23144
61	2	D	Drift	0.5026	1.0098
62	0	B	Baseline	-0.0052	-0.0028

2500Y

rerun

rerun

Post-run report

STL NORTH CANTON

TRAACS AUTOANALYZER REPORT

SS 10/19/07

7292302-05

Name of Run	: 071019B	Name of Analysis	: NO2NO3
Date of Report	: 10/19/07	System No.	: 2
Date of Run	: 10/19/07	Type of System	: TRAACS
Operator	: SJS	Start/Stop time	: 12:55 - 13:26
Comment	:		

Channel	:	1	2
Method	:	NO2	NO2NO3
Unit	:	mg/L	mg/L
Calibr. Fit	:	Linear	Linear
Corr. Coeff.	:	1.0000	0.9978
Base	:	65	57
Gain	:	31	43
Sensitivity	:	0.2999	0.2515
Sample Limit 1	:		
Sample Limit 2	:		

Pk	Cup		Sample Id	Conc	Conc
0	0	B	Baseline	-0.0059	-0.0780
1	1	P	Primer	1.0114	1.9974
2	1	C	1/2 NO2NO3	1.0003	1.9942
3	2	C	0.5/1 NO2NO3	0.4969	0.9615
4	3	C	0.25/0.5 NO2NO3	0.2559	0.5848
5	4	C	0.1/0.2 NO2NO3	0.0982	0.2033
6	5	C	0.04/0.08 NO2NO3	0.0387	0.0362
7	1	H1	HIGH	1.0173	2.0297
8	0	L1	Low	-0.0042	-0.0713
9	0	L1	Low	-0.0038	-0.0707
10	2	D	Drift	0.5030	0.9845
11	0	B	Baseline	-0.0059	-0.0780
12	0	N	Null	-0.0016N	-0.0773N
13	2	QC1	ICV	0.5049	0.9966
14	6	QC2	ICB	-0.0055	-0.0910
15	7	S	NO2 .5 CAL CHECK	0.4986	0.4340
16	8	S	NO3 1.0 CAL CHECK	-0.0006	0.9665
17	9	S	NO2NO3 LCS 20X	0.0021	1.0236
18	11	S	[illegible] 2500X	-0.0004	0.6417

LCS = 20.43

1604.25

19	43	S	R	0.0008	-0.0713
20	2	QC1	CCV	0.4985	0.9690
21	6	QC2	CCB	-0.0031	-0.0731
22	2	D	Drift	0.5030	0.9845
23	0	B	Baseline	-0.0059	-0.0780
24	0	B	FinalBase	-0.0059	-0.0780

QC Limits

Channel :	1	2
QC 1	Unused	
QC 2	Unused	
QC 3	Unused	
QC 4	Unused	
QC 5	Unused	
QC 6	Unused	
QC 7	Unused	
QC 8	Unused	
QC 9	Unused	
QC10	Unused	

CORRECTIONS

Channel :	1	2
Baseline :	Yes	Yes
Drift :	Yes	Yes
Carry over :	Yes	Yes
%:	2.1	1.7

---

* ... Sample offscale
\+ ... Result higher than sample limit
\- ... Result lower than sample limit
P ... Standard passed
F ... Standard failed
N ... Value not calculated or not used
R ... Resample after offscale
M ... Peak marker moved manually
D ... Diluted sample

** <END OF REPORT> **

TestAmerica, North Canton
NO2NO3 Reagents/Standards

Date: 10/17/2007

Analyst: JAK

Reagent Name	Reagent Number
NED	WR71085
SAN	WR72011
Imidazole Buffer	WR71129
Sulfanilamide	WR71086

Standard		Standard Number	Prep	Exp
100 ppm NO3		NN7117	9/24/07	10/24/07
100 ppm NO2		NN7116		
Cal I		NN7118		
Cal II		NN7119		
Cal III		NN7120		
Cal IV		NN7121		
Cal V		NN7122		
NO2 LCS		NN7124	**TV=0.50**	
NO3 LCS		NN7123	**TV=1.00**	
NO2 Cal Check		NN7125	**TV=0.50**	
NO3 Cal Check		NN7126	**TV=1.00**	
MS/MSD		NN7127		
Combo LCS	TV=21.2	P132-505		

MS/MSD: 0.1 ml NN7110 + 4 ml sample. TV NO2 = 0.25 ppm, TV NO3 = 0.25 ppm

TestAmerica North Canton

Severn Trent
Sacramento Laboratory

NITROCELLULOSE

(SOP # SAC-WC-0050, Rev.0)

ANALYST ROGERS
CHECKED BY LH
BATCH NO. 7303233

DATE 11/01/07 19:45
DATE 11-2-07
INST - FS4

METHOD NO. 353.2
PROJECT NO. A7J110121

FILE 110107A

RL = 0.5 mg/L

	Lab ID	Time	Standard Conc. mg/L	Cup #	Sample Aliquot gram	Sample Aliquot mL	Extract Volume mL	Dilution	Height	$NO_3 + NO_2$ Raw Result	Nitrocellulose			
											Slope = 1.5853E+05			
											Intercept = 9.6123E+02			
											Correlation = 0.999961			
											%Nitrocellulose Assay = 0.111			
1	Cal 0	18:28	0	0					16.94248	-0.005957				
2	Cal 1	18:30	0.05	102					7867.61	0.043566				
3	Cal 2	18:32	0.2	103					34103.42	0.209063				
4	Cal 3	18:34	0.4	104					64465.75	0.400591				
5	Cal 4	18:36	1	105					160629.7	1.007200				
6	Cal 5	18:38	2	106					317307.7	1.995536	mg/L	ug/g	Recovery	Check
7	Blank	18:40		0				1	75.76812	-0.005586				
8	ICV 1PPM NOx	18:42	1	107				1	159473.2	0.999905			100.0%	
9	MRL 0.05PPM	18:44	0.05	102				1	9142.902	0.051611			103.2%	
10	NO2 1PPM	18:46	1	108				1	164431.1	1.031180			103.1%	
11	NO3 1PPM	18:48	1	109				1	152648.3	0.956853			95.7%	
12	blank /ICB	18:50		0				1	40.63564	-0.005807				
13	Baseline	18:52		0				1	0	-0.006064				
14	MB-A 7303233	18:54		201		100	40	1	2493.207	0.009664	0.035	ND		< RL
15	LCS-A 7303233	18:56	2.004	202		100	40	1	36525.69	0.224343	0.81		40.4%	
16	A7J110121-1	18:58		203		100	40	1	2162.438	0.007577	0.027	ND		< RL
17	A7J110121-3	19:00		204		100	40	1	2240.64	0.008071	0.029	↓		< RL
18	A7J110121-5	19:02		205		100	40	1	1904.873	0.005953	0.021	↓		< RL
19	A7J110121-5S	19:04	2.004	206		100	40	1	78413.28	0.488573	1.76		87.8%	
20	A7J110121-5D	19:06	2.004	207		100	40	1	53072.03	0.328719	1.18		58.9%	
21	A7J110121-7	19:08		208		100	40	1	1789.79	0.005227	0.019	ND		< RL
22	A7J110121-9	19:10		209		100	40	1	3561.039	0.016400	0.059	↓		< RL
23	A7J110121-11	19:12		210		100	40	1	3887.905	0.018462	0.067	↓		< RL
24	MRL 0.05PPM	19:14	0.05	102				1	7883.543	0.043666			87.3%	
25	CCV Cal 4	19:16	1	105				1	155269	0.973385			97.3%	
26	Blank /ICB	19:18		0				1	16.59525	-0.005959				
27	Baseline	19:20		0				1	0	-0.006064				
28	A7J110121-13	19:22		211		100	40	1	1984.469	0.006455	0.023	ND		< RL
29	A7J110121-16	19:24		212		100	40	1	1433.861	0.002981	0.011	↓		< RL
30	A7J110121-18	19:26		213		100	40	1	2861.969	0.011990	0.043	↓		< RL
31	A7J110121-20	19:28		214		100	40	1	1891.055	0.005865	0.021	↓		< RL
32	A7J110121-24	19:30		215		100	40	1	1631.578	0.004229	0.015	↓		< RL
33	A7J110121-26	19:32		216		100	40	1	2431.876	0.009277	0.033	↓		< RL
34	MRL 0.05PPM	19:34	0.05	102				1	7662.141	0.042270			84.5%	

} Num rpd

Nitrocellulose = (NO3 + NO2) * Prep Factor / 0.111

Severn Trent
Sacramento Laboratory

NITROCELLULOSE

(SOP # SAC-WC-0050, Rev.0)

ANALYST ROGERS
CHECKED BY LH
BATCH NO. 7303233

DATE 11/01/07 19:45
DATE 11-2-07
INST - FS4

METHOD NO. 353.2
PROJECT NO. A7J110121

FILE 110107A

	Lab ID	Time	Standard Conc. mg/L	Cup #	Sample Aliquot gram	Sample Aliquot mL	Extract Volume mL	Dilution	Height	$NO_3 + NO_2$ Raw Result	Nitrocellulose			
35	CCV Cal 4	19:36	1	105				1	155203.3	0.972970			97.3%	
36	Blank / CCB	19:38		0				1	41.72673	-0.005800				
37	Baseline	19:40		0				1	0	-0.006064				

Color Reagent: 2980.WC.50.5 Exp. 12-11-07

Buffer: 3133.WC.2.1 Exp. 10.23.08

Nitrocellulose = (NO3 + NO2) * Prep Factor / 0.111

TestAmerica West Sacramento
Nitrocellulose Extraction Sheet

Holding Time Due: _____ Project Due: 10/31/07 Analysis Date: 11.1.07

BATCH #: 7303233 Initiated By: [signature] Date: 10/30/07

MATRIX: SOLID / AQ / OTHER: _____ Hydrolyzed By: [signature] Date: 11/1/07

QC Code	Lab ID	Sample Size (g or mL)	Final Volume (mL)	pH Adjusted to 6-8
B	MB	100 mL	40 mL	Y / N
C	LCS	100	40	Y / N
	A7J110121 - 1	100	40	Y / N
	- 3	100	40	Y / N
	- 5	100	40	Y / N
S	- 5MS	100	40	Y / N
D	- 5MSD	100	40	Y / N
	- 7	100	40	Y / N
	- 9	100	40	Y / N
	- 11	100	40	Y / N
	- 13	100	40	Y / N
	- 16	100	40	Y / N
	- 18	100	40	Y / N
	- 20	100	40	Y / N
	- 24	100	40	Y / N
	- 26	100	40	Y / N
				Y / N
				Y / N
				Y / N
				Y / N
				Y / N
				Y / N
				Y / N
				Y / N
				Y / N

SOP No.: SAC-WC-0050

EXTRACTION COMMENTS:

Hydrolyzed @ 11:30 QR 10/01/07

QC Codes	Standard Information			
	Volume	STD ID	Conc'n (µg/mL)	Exp. Date
GS, D	400 µl	E070927A	~~503 µg/ml~~	~~3-17-08~~
		@ 10/2/07	501 µg/ml	3-17-08

Spiked By: [signature] 10/30/07 Witnessed By: [signature] 10/30/07

QC Codes: B = MB, C = LCS, L = LCSD, S = MS, D = SD.

Q:\FORMS\QA-415_NCell_Extraction.doc
QA-415 DAW 2/17/06

METHOD BLANK REPORT

General Chemistry

Client Lot #...: A7J110121 **Matrix.....:** WATER

PARAMETER	RESULT	REPORTING LIMIT	UNITS	METHOD	PREPARATION-ANALYSIS DATE	PREP BATCH #
Cyanide, Total		Work Order #: J87WQ1AA		MB Lot-Sample #:	A7J170000-619	
	ND	0.010	mg/L	SW846 9012A	10/17/07	7290619
		Dilution Factor: 1				
Cyanide, Total		Work Order #: J9EXL1AA		MB Lot-Sample #:	A7J190000-436	
	ND	0.010	mg/L	SW846 9012A	10/19/07	7292436
		Dilution Factor: 1				
Nitrate-Nitrite		Work Order #: J85811AA		MB Lot-Sample #:	A7J170000-374	
	ND	0.1	mg/L	MCAWW 353.2	10/17/07	7290374
		Dilution Factor: 1				
Nitrate-Nitrite		Work Order #: J9DV41AA		MB Lot-Sample #:	A7J190000-302	
	ND	0.1	mg/L	MCAWW 353.2	10/19/07	7292302
		Dilution Factor: 1				
Nitrocellulose		Work Order #: J95EL1AA		MB Lot-Sample #:	G7J300000-233	
	ND	0.50	mg/L	MCAWW 353.2	10/30-11/01/07	7303233
		Dilution Factor: 1				

NOTE(S):

Calculations are performed before rounding to avoid round-off errors in calculated results.

LABORATORY CONTROL SAMPLE EVALUATION REPORT

General Chemistry

Client Lot #...: A7J110121 **Matrix.....:** WATER

PARAMETER	PERCENT RECOVERY	RECOVERY LIMITS	METHOD	PREPARATION-ANALYSIS DATE	PREP BATCH #
Cyanide, Total		Work Order #: J87WQ1AC	LCS Lot-Sample#: A7J170000-619		
	97	(69 - 118)	SW846 9012A	10/17/07	7290619
		Dilution Factor: 1			
Cyanide, Total		Work Order #: J9EXL1AC	LCS Lot-Sample#: A7J190000-436		
	89	(69 - 118)	SW846 9012A	10/19/07	7292436
		Dilution Factor: 1			
Nitrate-Nitrite		Work Order #: J85811AC	LCS Lot-Sample#: A7J170000-374		
	103	(79 - 117)	MCAWW 353.2	10/17/07	7290374
		Dilution Factor: 1			
Nitrate-Nitrite		Work Order #: J9DV41AC	LCS Lot-Sample#: A7J190000-302		
	96	(79 - 117)	MCAWW 353.2	10/19/07	7292302
		Dilution Factor: 1			
Nitrocellulose		Work Order #: J95EL1AC	LCS Lot-Sample#: G7J300000-233		
	40	(37 - 155)	MCAWW 353.2	10/30-11/01/07	7303233
		Dilution Factor: 1			

NOTE(S):

Calculations are performed before rounding to avoid round-off errors in calculated results.

Laboratory Control Sample / Laboratory Control Sample Duplicate Outlier Report

Method Batch : 7303233 **Analysis Method :** 353.2 Modified **Analysis Date :** 11/01/2007

Preparation Batch : 7303233 **Preparation Type :** 3535 **Preparation Date :** 10/30/2007

Lab Reporting Batch : A7J110121 **Lab ID:** STLCAN

			Reported Values		Project Limits (Percent)			
LCS Lab Sample ID	Matrix	Analyte Name	Percent Recovery	RPD	Rejection Point	Lower Limit	Upper Limit	RPD
G7J300000233C	AQ	Nitrocellulose	40		50.00	37.00	155.00	15.00

Associated Samples

Client Sample ID	Lab Sample ID
FWGBKGmw-012C-0514-GW	A7J110121011
FWGBKGmw-013C-0515-GW	A7J110121005
FWGBKGmw-017C-0518-GW	A7J110121026
FWGBKGmw-DUP1-0551-GW	A7J110121013
FWGDA2mw-DET1bR-0525-GW	A7J110121003
FWGDETmw-3bR-0526-GW	A7J110121020
FWGDETmw-4bR-0527-GW	A7J110121018
FWGEQUIPRINSE3-0558-GW	A7J110121007
FWGLL12mw-186C-0533-GW	A7J110121024
FWGWBGmw-006C-0548-GW	A7J110121009
FWGWBGmw-007C-0549-GW	A7J110121016
FWGWBGmw-009C-0550-GW	A7J110121001

No qualifications; recovery within limits

12/14/07

Scope of Data Qualification: The outlier in the LCS qualifies that analyte in all samples with the same Preparation Batch ID as the LCS

Project Number and Name: ***030240.0005 - Ravenna GW***

MATRIX SPIKE SAMPLE EVALUATION REPORT

General Chemistry

Client Lot #...: A7J110121 **Matrix.....:** WATER
Date Sampled...: 10/09/07 13:20 **Date Received..:** 10/10/07

PARAMETER	PERCENT RECOVERY	RECOVERY LIMITS	RPD	RPD LIMITS	METHOD	PREPARATION-ANALYSIS DATE	PREP BATCH #
Cyanide, Total		WO#: J8KQ71AM-MS/J8KQ71AN-MSD				MS Lot-Sample #: A7J100103-030	
	81	(42 - 140)			SW846 9012A	10/17/07	7290619
	86	(42 - 140)	5.7	(0-20)	SW846 9012A	10/17/07	7290619
		Dilution Factor: 1					
Cyanide, Total		WO#: J8RHF1AM-MS/J8RHF1AN-MSD				MS Lot-Sample #: A7J110400-001	
	74	(42 - 140)			SW846 9012A	10/19/07	7292436
	85	(42 - 140)	13	(0-20)	SW846 9012A	10/19/07	7292436
		Dilution Factor: 1					
Nitrate-Nitrite		WO#: J8WVK1AU-MS/J8WVK1AV-MSD				MS Lot-Sample #: A7J120395-011	
	53	(34 - 125)			MCAWW 353.2	10/17/07	7290374
	53	(34 - 125)	0.03	(0-20)	MCAWW 353.2	10/17/07	7290374
		Dilution Factor: 1					
Nitrate-Nitrite		WO#: J9AVP1CC-MS/J9AVP1CD-MSD				MS Lot-Sample #: A7J180343-001	
	76	(34 - 125)			MCAWW 353.2	10/19/07	7292302
	82	(34 - 125)	7.0	(0-20)	MCAWW 353.2	10/19/07	7292302
		Dilution Factor: 1					

NOTE(S):

Calculations are performed before rounding to avoid round-off errors in calculated results.

MATRIX SPIKE SAMPLE EVALUATION REPORT

General Chemistry

Client Lot #...: A7J110121 **Matrix.....:** WG
Date Sampled...: 10/10/07 13:15 **Date Received..:** 10/11/07

PARAMETER	PERCENT RECOVERY	RECOVERY LIMITS	RPD	RPD LIMITS	METHOD	PREPARATION-ANALYSIS DATE	PREP BATCH #
Cyanide, Total		WO#: J8NP11AM-MS/J8NP11AN-MSD				MS Lot-Sample #: A7J110121-005	
	88	(42 - 140)			SW846 9012A	10/19/07	7292436
	90	(42 - 140)	2.6	(0-20)	SW846 9012A	10/19/07	7292436
		Dilution Factor: 1					
Nitrocellulose		WO#: J8NP11AX-MS/J8NP11A0-MSD				MS Lot-Sample #: A7J110121-005	
	88	(37 - 155)			MCAWW 353.2	10/30-11/01/07	7303233
	59 *	(37 - 155)	39	(0-15)	MCAWW 353.2	10/30-11/01/07	7303233
		Dilution Factor: 1					

NOTE(S):

Calculations are performed before rounding to avoid round-off errors in calculated results.

* Relative percent difference (RPD) is outside stated control limits.

Matrix Spike / Matrix Spike Duplicate Recovery and RPD Outlier Report

Method Batch : 7303233 **Analysis Method :** 353.2 Modified **Analysis Date :** 11/01/2007

Preparation Batch : 7303233 **Preparation Type :** 3535 **Preparation Date :** 10/30/2007

Lab Reporting Batch : A7J110121 **Lab ID:** STLCAN

Client Sample ID	Lab Sample ID	Matrix	Analyte Name	Reported *		Project Limits (Percent)			
				Percent Recovery	RPD	Rejection Point**	Lower Limit	Upper Limit	RPD
FWGBKGmw-013C-0515	A7J110121005D	AQ	Nitrocellulose		39	30.00	40.00	140.00	20.00

Associated Samples: All samples in Method Batch

Client Sample ID	Lab Sample ID
FWGBKGmw-012C-0514-GW	A7J110121011
FWGBKGmw-013C-0515-GW	A7J110121005
FWGBKGmw-017C-0518-GW	A7J110121026
FWGBKGmw-DUP1-0551-GW	A7J110121013
FWGDA2mw-DET1bR-0525-GW	A7J110121003
FWGDETmw-3bR-0526-GW	A7J110121020
FWGDETmw-4bR-0527-GW	A7J110121018
FWGEQUIPRINSE3-0558-GW	A7J110121007
FWGLL12mw-186C-0533-GW	A7J110121024
FWGWBGmw-006C-0548-GW	A7J110121009
FWGWBGmw-007C-0549-GW	A7J110121016
FWGWBGmw-009C-0550-GW	A7J110121001

* Only those Percent Recovery and/or RPD values outside project limits are listed in this report.
** Metal are also assessed against an upper rejection point of 150 percent for waters and 200 percent for soils and sediments

Project Number and Name: 030240.0005 - Ravenna GW

8330 EXPLOSIVES DATA

Environmental Quality Mgt., Inc.

Client Sample ID: FWGWBGmw-009C-0550-GW

HPLC

Lot-Sample #...: A7J110121-001 **Work Order #...:** J8NPJ1AF **Matrix.....:** WG
Date Sampled...: 10/10/07 08:50 **Date Received..:** 10/11/07
Prep Date.....: 10/16/07 **Analysis Date..:** 11/01/07
Prep Batch #...: 7289314
Dilution Factor: 0.95 **Method.....:** SW846 8330

PARAMETER	RESULT	REPORTING LIMIT	UNITS	MDL
PETN	ND	0.62	ug/L	0.28
Nitroglycerin	ND	0.62	ug/L	0.31
2-Amino-4,6-dinitrotoluene	ND	0.095	ug/L	0.095
4-Amino-2,6-dinitrotoluene	ND	0.095	ug/L	0.048
1,3-Dinitrobenzene	ND	0.095	ug/L	0.048
2,4-Dinitrotoluene	ND	0.095	ug/L	0.048
2,6-Dinitrotoluene	ND	0.095	ug/L	0.048
HMX	**2.1**	**0.095**	**ug/L**	**0.034**
Nitrobenzene	ND	0.095	ug/L	0.048
2-Nitrotoluene	ND	0.48	ug/L	0.084
3-Nitrotoluene	ND	0.48	ug/L	0.054
4-Nitrotoluene	ND	0.48	ug/L	0.084
RDX	**8.5**	**0.095**	**ug/L**	**0.034**
Tetryl	ND	0.095	ug/L	0.048
1,3,5-Trinitrobenzene	ND	0.095	ug/L	0.028
2,4,6-Trinitrotoluene	ND	0.095	ug/L	0.048

SURROGATE	PERCENT RECOVERY	RECOVERY LIMITS
3,4-Dinitrotoluene	94	(83 - 113)

Environmental Quality Mgt., Inc.

Client Sample ID: FWGDA2mw-DET1bR-0525-GW

HPLC

Lot-Sample #...: A7J110121-003 **Work Order #...:** J8NPX1AF **Matrix.....:** WG
Date Sampled...: 10/10/07 11:05 **Date Received..:** 10/11/07
Prep Date.....: 10/16/07 **Analysis Date..:** 11/01/07
Prep Batch #...: 7289314
Dilution Factor: 0.99 **Method.....:** SW846 8330

PARAMETER	RESULT	REPORTING LIMIT	UNITS	MDL
PETN	ND	0.64	ug/L	0.30
Nitroglycerin	ND	0.64	ug/L	0.33
2-Amino-4,6-dinitrotoluene	ND	0.099	ug/L	0.099
4-Amino-2,6-dinitrotoluene	ND	0.099	ug/L	0.050
1,3-Dinitrobenzene	ND	0.099	ug/L	0.050
2,4-Dinitrotoluene	ND	0.099	ug/L	0.050
2,6-Dinitrotoluene	ND	0.099	ug/L	0.050
HMX	ND	0.099	ug/L	0.036
Nitrobenzene	ND	0.099	ug/L	0.050
2-Nitrotoluene	ND	0.50	ug/L	0.087
3-Nitrotoluene	ND	0.50	ug/L	0.056
4-Nitrotoluene	ND	0.50	ug/L	0.087
RDX	ND	0.099	ug/L	0.036
Tetryl	ND	0.099	ug/L	0.050
1,3,5-Trinitrobenzene	ND	0.099	ug/L	0.030
2,4,6-Trinitrotoluene	ND	0.099	ug/L	0.050

SURROGATE	PERCENT RECOVERY	RECOVERY LIMITS
3,4-Dinitrotoluene	94	(83 - 113)

Environmental Quality Mgt., Inc.

Client Sample ID: FWGBKGmw-013C-0515-GW

HPLC

Lot-Sample #...: A7J110121-005 **Work Order #...:** J8NP11AP **Matrix.....:** WG
Date Sampled...: 10/10/07 13:15 **Date Received..:** 10/11/07
Prep Date.....: 10/16/07 **Analysis Date..:** 11/01/07
Prep Batch #...: 7289314
Dilution Factor: 0.98 **Method.....:** SW846 8330

PARAMETER	RESULT	REPORTING LIMIT	UNITS	MDL
PETN	ND	0.64	ug/L	0.29
Nitroglycerin	ND	0.64	ug/L	0.32
2-Amino-4,6-dinitrotoluene	ND	0.098	ug/L	0.098
4-Amino-2,6-dinitrotoluene	ND	0.098	ug/L	0.049
1,3-Dinitrobenzene	ND	0.098	ug/L	0.049
2,4-Dinitrotoluene	ND	0.098	ug/L	0.049
2,6-Dinitrotoluene	ND	0.098	ug/L	0.049
HMX	ND	0.098	ug/L	0.035
Nitrobenzene	ND	0.098	ug/L	0.049
2-Nitrotoluene	ND	0.49	ug/L	0.086
3-Nitrotoluene	ND	0.49	ug/L	0.056
4-Nitrotoluene	ND	0.49	ug/L	0.086
RDX	ND	0.098	ug/L	0.035
Tetryl	ND	0.098	ug/L	0.049
1,3,5-Trinitrobenzene	ND	0.098	ug/L	0.029
2,4,6-Trinitrotoluene	ND	0.098	ug/L	0.049

SURROGATE	PERCENT RECOVERY	RECOVERY LIMITS
3,4-Dinitrotoluene	96	(83 - 113)

Environmental Quality Mgt., Inc.

Client Sample ID: FWGEQUIPRINSE3-0558-GW

HPLC

Lot-Sample #...: A7J110121-007 **Work Order #...:** J8NP61AF **Matrix.....:** WQ
Date Sampled...: 10/10/07 15:10 **Date Received..:** 10/11/07
Prep Date.....: 10/16/07 **Analysis Date..:** 11/02/07
Prep Batch #...: 7289314
Dilution Factor: 0.97 **Method.....:** SW846 8330

PARAMETER	RESULT	REPORTING LIMIT	UNITS	MDL
PETN	ND	0.63	ug/L	0.29
Nitroglycerin	ND	0.63	ug/L	0.32
2-Amino-4,6-dinitrotoluene	ND	0.097	ug/L	0.097
4-Amino-2,6-dinitrotoluene	ND	0.097	ug/L	0.048
1,3-Dinitrobenzene	ND	0.097	ug/L	0.048
2,4-Dinitrotoluene	ND	0.097	ug/L	0.048
2,6-Dinitrotoluene	ND	0.097	ug/L	0.048
HMX	ND	0.097	ug/L	0.035
Nitrobenzene	ND	0.097	ug/L	0.048
2-Nitrotoluene	ND	0.48	ug/L	0.085
3-Nitrotoluene	ND	0.48	ug/L	0.055
4-Nitrotoluene	ND	0.48	ug/L	0.085
RDX	ND	0.097	ug/L	0.035
Tetryl	ND	0.097	ug/L	0.048
1,3,5-Trinitrobenzene	ND	0.097	ug/L	0.029
2,4,6-Trinitrotoluene	ND	0.097	ug/L	0.048

SURROGATE	PERCENT RECOVERY	RECOVERY LIMITS
3,4-Dinitrotoluene	95	(83 - 113)

Environmental Quality Mgt., Inc.

Client Sample ID: *FWGWBGmw-006C-0548-GW*

HPLC

Lot-Sample #...: A7J110121-009 **Work Order #...:** J8NQF1AF **Matrix.....:** WG
Date Sampled...: 10/10/07 08:50 **Date Received..:** 10/11/07
Prep Date.....: 10/16/07 **Analysis Date..:** 11/02/07
Prep Batch #...: 7289314
Dilution Factor: 5.03 **Method.....:** SW846 8330

PARAMETER	RESULT	REPORTING LIMIT	UNITS	MDL
PETN	ND	3.3	ug/L	1.5
Nitroglycerin	ND	3.3	ug/L	1.7
2-Amino-4,6-dinitrotoluene	ND	0.50	ug/L	0.50
4-Amino-2,6-dinitrotoluene	ND	0.50	ug/L	0.25
1,3-Dinitrobenzene	ND	0.50	ug/L	0.25
2,4-Dinitrotoluene	ND	0.50	ug/L	0.25
2,6-Dinitrotoluene	ND	0.50	ug/L	0.25
HMX	**13**	**0.50**	**ug/L**	**0.18**
Nitrobenzene	ND	0.50	ug/L	0.25
2-Nitrotoluene	ND	2.5	ug/L	0.44
3-Nitrotoluene	ND	2.5	ug/L	0.29
4-Nitrotoluene	ND	2.5	ug/L	0.44
RDX	**58**	**0.50**	**ug/L**	**0.18**
Tetryl	ND	0.50	ug/L	0.25
1,3,5-Trinitrobenzene	ND	0.50	ug/L	0.15
2,4,6-Trinitrotoluene	ND	0.50	ug/L	0.25

SURROGATE	PERCENT RECOVERY	RECOVERY LIMITS
3,4-Dinitrotoluene	84	(83 - 113)

Environmental Quality Mgt., Inc.

Client Sample ID: FWGBKGmw-012C-0514-GW

HPLC

Lot-Sample #...: A7J110121-011 **Work Order #...:** J8NQJ1AF **Matrix.....:** WG
Date Sampled...: 10/10/07 11:10 **Date Received..:** 10/11/07
Prep Date.....: 10/16/07 **Analysis Date..:** 11/02/07
Prep Batch #...: 7289314
Dilution Factor: 0.99 **Method.....:** SW846 8330

PARAMETER	RESULT	REPORTING LIMIT	UNITS	MDL
PETN	ND	0.64	ug/L	0.30
Nitroglycerin	ND	0.64	ug/L	0.33
2-Amino-4,6-dinitrotoluene	ND	0.099	ug/L	0.099
4-Amino-2,6-dinitrotoluene	ND	0.099	ug/L	0.050
1,3-Dinitrobenzene	ND	0.099	ug/L	0.050
2,4-Dinitrotoluene	ND	0.099	ug/L	0.050
2,6-Dinitrotoluene	ND	0.099	ug/L	0.050
HMX	ND	0.099	ug/L	0.036
Nitrobenzene	ND	0.099	ug/L	0.050
2-Nitrotoluene	ND	0.50	ug/L	0.087
3-Nitrotoluene	ND	0.50	ug/L	0.056
4-Nitrotoluene	ND	0.50	ug/L	0.087
RDX	ND	0.099	ug/L	0.036
Tetryl	ND	0.099	ug/L	0.050
1,3,5-Trinitrobenzene	ND	0.099	ug/L	0.030
2,4,6-Trinitrotoluene	ND	0.099	ug/L	0.050

SURROGATE	PERCENT RECOVERY	RECOVERY LIMITS
3,4-Dinitrotoluene	91	(83 - 113)

Environmental Quality Mgt., Inc.

Client Sample ID: FWGBKGmw-DUP1-0551-GW

HPLC

Lot-Sample #...: A7J110121-013 **Work Order #...:** J8NQQ1AF **Matrix.....:** WG
Date Sampled...: 10/10/07 12:36 **Date Received..:** 10/11/07
Prep Date.....: 10/16/07 **Analysis Date..:** 11/02/07
Prep Batch #...: 7289314
Dilution Factor: 0.97 **Method.....:** SW846 8330

PARAMETER	RESULT	REPORTING LIMIT	UNITS	MDL
PETN	ND	0.63	ug/L	0.29
Nitroglycerin	ND	0.63	ug/L	0.32
2-Amino-4,6-dinitrotoluene	ND	0.097	ug/L	0.097
4-Amino-2,6-dinitrotoluene	ND	0.097	ug/L	0.048
1,3-Dinitrobenzene	ND	0.097	ug/L	0.048
2,4-Dinitrotoluene	ND	0.097	ug/L	0.048
2,6-Dinitrotoluene	ND	0.097	ug/L	0.048
HMX	ND	0.097	ug/L	0.035
Nitrobenzene	ND	0.097	ug/L	0.048
2-Nitrotoluene	ND	0.48	ug/L	0.085
3-Nitrotoluene	ND	0.48	ug/L	0.055
4-Nitrotoluene	ND	0.48	ug/L	0.085
RDX	ND	0.097	ug/L	0.035
Tetryl	ND	0.097	ug/L	0.048
1,3,5-Trinitrobenzene	ND	0.097	ug/L	0.029
2,4,6-Trinitrotoluene	ND	0.097	ug/L	0.048

SURROGATE	PERCENT RECOVERY	RECOVERY LIMITS
3,4-Dinitrotoluene	93	(83 - 113)

Environmental Quality Mgt., Inc.

Client Sample ID: FWGWBGmw-007C-0549-GW

HPLC

Lot-Sample #...: A7J110121-016 **Work Order #...:** J8NQ21AF **Matrix.....:** WG
Date Sampled...: 10/10/07 09:00 **Date Received..:** 10/11/07
Prep Date.....: 10/16/07 **Analysis Date..:** 11/02/07
Prep Batch #...: 7289314
Dilution Factor: 1.04 **Method.....:** SW846 8330

PARAMETER	RESULT	REPORTING LIMIT	UNITS	MDL
PETN	ND	0.68	ug/L	0.31
Nitroglycerin	ND	0.68	ug/L	0.34
2-Amino-4,6-dinitrotoluene	ND	0.10	ug/L	0.10
4-Amino-2,6-dinitrotoluene	ND	0.10	ug/L	0.052
1,3-Dinitrobenzene	ND	0.10	ug/L	0.052
2,4-Dinitrotoluene	ND	0.10	ug/L	0.052
2,6-Dinitrotoluene	ND	0.10	ug/L	0.052
HMX	ND	0.10	ug/L	0.037
Nitrobenzene	ND	0.10	ug/L	0.052
2-Nitrotoluene	ND	0.52	ug/L	0.092
3-Nitrotoluene	ND	0.52	ug/L	0.059
4-Nitrotoluene	ND	0.52	ug/L	0.092
RDX	ND	0.10	ug/L	0.037
Tetryl	ND	0.10	ug/L	0.052
1,3,5-Trinitrobenzene	ND	0.10	ug/L	0.031
2,4,6-Trinitrotoluene	ND	0.10	ug/L	0.052

SURROGATE	PERCENT RECOVERY	RECOVERY LIMITS
3,4-Dinitrotoluene	96	(83 - 113)

Environmental Quality Mgt., Inc.

Client Sample ID: FWGDETmw-4bR-0527-GW

HPLC

Lot-Sample #...: A7J110121-018 **Work Order #...:** J8NRP1AF **Matrix.....:** WG
Date Sampled...: 10/10/07 10:40 **Date Received..:** 10/11/07
Prep Date.....: 10/16/07 **Analysis Date..:** 11/02/07
Prep Batch #...: 7289314
Dilution Factor: 1.52 **Method.....:** SW846 8330

PARAMETER	RESULT	REPORTING LIMIT	UNITS	MDL
PETN	ND	0.99	ug/L	0.46
Nitroglycerin	ND	0.99	ug/L	0.50
2-Amino-4,6-dinitrotoluene	ND	0.15	ug/L	0.15
4-Amino-2,6-dinitrotoluene	ND	0.15	ug/L	0.076
1,3-Dinitrobenzene	ND	0.15	ug/L	0.076
2,4-Dinitrotoluene	ND	0.15	ug/L	0.076
2,6-Dinitrotoluene	ND	0.15	ug/L	0.076
HMX	**0.93**	**0.15**	**ug/L**	**0.055**
Nitrobenzene	ND	0.15	ug/L	0.076
2-Nitrotoluene	ND	0.76	ug/L	0.13
3-Nitrotoluene	ND	0.76	ug/L	0.087
4-Nitrotoluene	ND	0.76	ug/L	0.13
RDX	ND	0.15	ug/L	0.055
Tetryl	ND	0.15	ug/L	0.076
1,3,5-Trinitrobenzene	ND	0.15	ug/L	0.046
2,4,6-Trinitrotoluene	ND	0.15	ug/L	0.076

SURROGATE	PERCENT RECOVERY	RECOVERY LIMITS
3,4-Dinitrotoluene	90	(83 - 113)

Environmental Quality Mgt., Inc.

Client Sample ID: FWGDETmw-3bR-0526-GW

HPLC

Lot-Sample #...: A7J110121-020 **Work Order #...:** J8NRX1AF **Matrix.....:** WG
Date Sampled...: 10/10/07 11:00 **Date Received..:** 10/11/07
Prep Date.....: 10/16/07 **Analysis Date..:** 11/02/07
Prep Batch #...: 7289314
Dilution Factor: 1.13 **Method.....:** SW846 8330

PARAMETER	RESULT	REPORTING LIMIT	UNITS	MDL
PETN	ND	0.73	ug/L	0.34
Nitroglycerin	ND	0.73	ug/L	0.37
2-Amino-4,6-dinitrotoluene	ND	0.11	ug/L	0.11
4-Amino-2,6-dinitrotoluene	ND	0.11	ug/L	0.056
1,3-Dinitrobenzene	ND	0.11	ug/L	0.056
2,4-Dinitrotoluene	ND	0.11	ug/L	0.056
2,6-Dinitrotoluene	ND	0.11	ug/L	0.056
HMX	ND	0.11	ug/L	0.041
Nitrobenzene	ND	0.11	ug/L	0.056
2-Nitrotoluene	ND	0.56	ug/L	0.099
3-Nitrotoluene	ND	0.56	ug/L	0.064
4-Nitrotoluene	ND	0.56	ug/L	0.099
RDX	ND	0.11	ug/L	0.041
Tetryl	ND	0.11	ug/L	0.056
1,3,5-Trinitrobenzene	ND	0.11	ug/L	0.034
2,4,6-Trinitrotoluene	ND	0.11	ug/L	0.056

SURROGATE	PERCENT RECOVERY	RECOVERY LIMITS
3,4-Dinitrotoluene	95	(83 - 113)

Environmental Quality Mgt., Inc.

Client Sample ID: FWGLL12mw-186C-0533-GW

HPLC

Lot-Sample #...: A7J110121-024 **Work Order #...:** J8NR91AF **Matrix.....:** WG
Date Sampled...: 10/10/07 13:50 **Date Received..:** 10/11/07
Prep Date.....: 10/16/07 **Analysis Date..:** 11/02/07
Prep Batch #...: 7289314
Dilution Factor: 1.04 **Method.....:** SW846 8330

PARAMETER	RESULT	REPORTING LIMIT	UNITS	MDL
PETN	ND	0.68	ug/L	0.31
Nitroglycerin	ND	0.68	ug/L	0.34
2-Amino-4,6-dinitrotoluene	ND	0.10	ug/L	0.10
4-Amino-2,6-dinitrotoluene	ND	0.10	ug/L	0.052
1,3-Dinitrobenzene	ND	0.10	ug/L	0.052
2,4-Dinitrotoluene	ND	0.10	ug/L	0.052
2,6-Dinitrotoluene	ND	0.10	ug/L	0.052
HMX	ND	0.10	ug/L	0.037
Nitrobenzene	ND	0.10	ug/L	0.052
2-Nitrotoluene	ND	0.52	ug/L	0.092
3-Nitrotoluene	ND	0.52	ug/L	0.059
4-Nitrotoluene	ND	0.52	ug/L	0.092
RDX	ND	0.10	ug/L	0.037
Tetryl	ND	0.10	ug/L	0.052
1,3,5-Trinitrobenzene	ND	0.10	ug/L	0.031
2,4,6-Trinitrotoluene	ND	0.10	ug/L	0.052

SURROGATE	PERCENT RECOVERY	RECOVERY LIMITS
3,4-Dinitrotoluene	94	(83 - 113)

Environmental Quality Mgt., Inc.

Client Sample ID: FWGBKGmw-017C-0518-GW

HPLC

Lot-Sample #...: A7J110121-026 **Work Order #...:** J8NTJ1AF **Matrix.....:** WG
Date Sampled...: 10/10/07 16:10 **Date Received..:** 10/11/07
Prep Date.....: 10/16/07 **Analysis Date..:** 11/02/07
Prep Batch #...: 7289314
Dilution Factor: 1.1 **Method.....:** SW846 8330

PARAMETER	RESULT	REPORTING LIMIT	UNITS	MDL
PETN	ND	0.72	ug/L	0.33
Nitroglycerin	ND	0.72	ug/L	0.36
2-Amino-4,6-dinitrotoluene	ND	0.11	ug/L	0.11
4-Amino-2,6-dinitrotoluene	ND	0.11	ug/L	0.055
1,3-Dinitrobenzene	ND	0.11	ug/L	0.055
2,4-Dinitrotoluene	ND	0.11	ug/L	0.055
2,6-Dinitrotoluene	ND	0.11	ug/L	0.055
HMX	ND	0.11	ug/L	0.040
Nitrobenzene	ND	0.11	ug/L	0.055
2-Nitrotoluene	ND	0.55	ug/L	0.097
3-Nitrotoluene	ND	0.55	ug/L	0.063
4-Nitrotoluene	ND	0.55	ug/L	0.097
RDX	ND	0.11	ug/L	0.040
Tetryl	ND	0.11	ug/L	0.055
1,3,5-Trinitrobenzene	ND	0.11	ug/L	0.033
2,4,6-Trinitrotoluene	ND	0.11	ug/L	0.055

SURROGATE	PERCENT RECOVERY	RECOVERY LIMITS
3,4-Dinitrotoluene	95	(83 - 113)

TestAmerica West Sacramento
GC/LC INSTRUMENT LOG

Page# 48
Book# 3099

GC/LC SEMI-VOLATILES

Standard ID's

Curve: 10 20 2007.B

Inst ID : LC10.I
Batch ID : 10302007.B
Ical Date: See Calibration Report
Methods : Method 8330
Test : SOP SAC-LC-0009

Date	Time	Operator	Sample ID	File ID	Vol or Wt	Extract Vol	Diln	Comments
01-NOV-2007	11:27	KenneyF	J8G411AVD 7284422 A7J090101-1M	A-000050.	1041 mL	20 mL	10	
01-NOV-2007	12:20	KenneyF	J8G411AUS 7284422 A7J090101-1M	A-000051.	966 mL	20 mL	10	
01-NOV-2007	13:13	KenneyF	J8G5X1AF 7284422 A7J090101-12	A-000052.	889 mL	20 mL	50	
01-NOV-2007	14:06	KenneyF	STD_5 E070821M 100/200/100/100	A-000053.	0 g	0 mL	1	
01-NOV-2007	14:59	KenneyF	MRL_1 E070926A 5/50/20/20ng/mL	A-000054.	0 g	0 mL	1	
01-NOV-2007	15:52	KenneyF	J8KQT1AF 7285551 A7J100103-21	A-000055.	978 mL	20 mL	5	
01-NOV-2007	16:45	KenneyF	J82481AAB 7289314 MB	A-000056.	1000 mL	20 mL	1	
01-NOV-2007	17:38	KenneyF	J82481ACC 7289314 LCS	A-000057.	1000 mL	20 mL	1	
01-NOV-2007	18:31	KenneyF	J8NPJ1AF 7289314 A7J110121-1	A-000058.	1042 mL	20 mL	1	
01-NOV-2007	19:24	KenneyF	J8NPX1AF 7289314 A7J110121-3	A-000059.	1010 mL	20 mL	1	
01-NOV-2007	20:17	KenneyF	J8NP11AP 7289314 A7J110121-5	A-000060.	1011 mL	20 mL	1	
01-NOV-2007	21:10	KenneyF	J8NP11AQS 7289314 A7J110121-5M	A-000061.	1019 mL	20 mL	1	
01-NOV-2007	22:03	KenneyF	J8NP11ARD 7289314 A7J110121-5M	A-000062.	1022 mL	20 mL	1	
01-NOV-2007	22:56	KenneyF	STD_5 E070821M 100/200/100/100	A-000063.	0 g	0 mL	1	
01-NOV-2007	23:49	KenneyF	MRL_1 E070926A 5/50/20/20ng/mL	A-000064.	0 g	0 mL	1	
02-NOV-2007	00:43	KenneyF	J8NP61AF 7289314 A7J110121-7	A-000065.	1025 mL	20 mL	1	
02-NOV-2007	01:36	KenneyF	J8NQF1AF 7289314 A7J110121-9	A-000066.	994 mL	20 mL	1	
02-NOV-2007	02:29	KenneyF	J8NQJ1AF 7289314 A7J110121-11	A-000067.	1001 mL	20 mL	1	
02-NOV-2007	03:22	KenneyF	J8NQQ1AF 7289314 A7J110121-13	A-000068.	1021 mL	20 mL	1	
02-NOV-2007	04:15	KenneyF	J8NQ21AF 7289314 A7J110121-16	A-000069.	958 mL	20 mL	1	
02-NOV-2007	05:08	KenneyF	J8NRP1AF 7289314 A7J110121-18	A-000070.	655 mL	20 mL	1	
02-NOV-2007	06:01	KenneyF	J8NRX1AF 7289314 A7J110121-20	A-000071.	885 mL	20 mL	1	
02-NOV-2007	06:54	KenneyF	J8NR91AF 7289314 A7J110121-24	A-000072.	953 mL	20 mL	1	
02-NOV-2007	07:47	KenneyF	J8NTJ1AF 7289314 A7J110121-26	A-000073.	906 mL	20 mL	1	
02-NOV-2007	08:41	KenneyF	STD_5 E070821M 100/200/100/100	A-000074.	0 g	0 mL	1	
02-NOV-2007	09:34	KenneyF	MRL_1 E070926A 5/50/20/20ng/mL	A-000075.	0 g	0 mL	1	
02-NOV-2007	10:35	KenneyF	J9RFP1AAB 7297668 MB	A-000076.	1000 mL	20 mL	1	
02-NOV-2007	11:29	KenneyF	J9RFP1ACC 7297668 LCS	A-000077.	1000 mL	20 mL	1	
02-NOV-2007	12:22	KenneyF	J9RFP1ADL 7297668 LCSD	A-000078.	1000 mL	20 mL	1	
02-NOV-2007	13:15	KenneyF	J9AKN1AD 7297668 A7J180304-1	A-000079.	901 mL	20 mL	1	
02-NOV-2007	14:08	KenneyF	J9AMM1AE 7297668 A7J180315-1	A-000080.	1010 mL	20 mL	1	
02-NOV-2007	15:01	KenneyF	J8NQF1AF 7289314 A7J110121-9 5	A-000081.	994 mL	20 mL	5	
02-NOV-2007	15:54	KenneyF	STD_5 E070821M 100/200/100/100	A-000082.	0 g	0 mL	1	
02-NOV-2007	16:47	KenneyF	MRL_1 E070926A 5/50/20/20ng/mL	A-000083.	0 g	0 mL	1	
02-NOV-2007	17:40	KenneyF	J9MG91AAB 7296470 MB	A-000084.	1000 mL	20 mL	1	
02-NOV-2007	18:33	KenneyF	J9MG91ACC 7296470 LCS	A-000085.	1000 mL	20 mL	1	
02-NOV-2007	19:26	KenneyF	J9G9L1AA 7296470 G7J200144-1	A-000086.	1034 mL	20 mL	1	
02-NOV-2007	20:19	KenneyF	J9G9M1AA 7296470 G7J200144-2	A-000087.	1023 mL	20 mL	1	
02-NOV-2007	21:12	KenneyF	J9G9N1AA 7296470 G7J200144-3	A-000088.	1050 mL	20 mL	1	
02-NOV-2007	22:05	KenneyF	J9G9P1AA 7296470 G7J200144-4	A-000089.	1026 mL	20 mL	1	
02-NOV-2007	22:58	KenneyF	J9G9Q1AA 7296470 G7J200144-5	A-000090.	976 mL	20 mL	1	
02-NOV-2007	23:51	KenneyF	J9G9R1AA 7296470 G7J200144-6	A-000091.	1013 mL	20 mL	1	
03-NOV-2007	00:44	KenneyF	J9G9T1AA 7296470 G7J200144-7	A-000092.	1017 mL	20 mL	1	
03-NOV-2007	01:37	KenneyF	J9G9W1AA 7296470 G7J200144-8	A-000093.	1017 mL	20 mL	1	
03-NOV-2007	02:30	KenneyF	STD_5 E070821M 100/200/100/100	A-000094.	0 g	0 mL	1	
03-NOV-2007	03:23	KenneyF	J9G9X1AA 7296470 G7J200144-9	A-000095.	976 mL	20 mL	1	
03-NOV-2007	04:16	KenneyF	J9G901AA 7296470 G7J200144-10	A-000096.	1051 mL	20 mL	1	
03-NOV-2007	05:09	KenneyF	J9G931AA 7296470 G7J200144-11	A-000097.	1020 mL	20 mL	1	
03-NOV-2007	06:02	KenneyF	J9G941AA 7296470 G7J200144-12	A-000098.	999 mL	20 mL	1	

TestAmerica West Sacramento
GC/LC INSTRUMENT LOG

Page# 47
Book# 3099

GC/LC SEMI-VOLATILES

Standard ID's

Curve: 10202007.B

Inst ID : LC10.I
Batch ID : 10302007.B
Ical Date: See Calibration Report
Methods : Method 8330
Test : SOP SAC-LC-0009

Date	Time	Operator	Sample ID	File ID	Vol or Wt	Extract Vol	Diln	Comments
30-OCT-2007	15:12	KenneyF	CCV_5 PRIMER	A-000001.	0 g	0 mL	1	
30-OCT-2007	16:05	KenneyF	CCV_5 PRIMER	A-000002.	0 g	0 mL	1	
30-OCT-2007	16:58	KenneyF	STD_5 E070821M 100/200/100/100	A-000003.	0 g	0 mL	1	
30-OCT-2007	17:51	KenneyF	MRL_1 E070926A 5/50/20/20ng/mL	A-000004.	0 g	0 mL	1	
30-OCT-2007	18:44	KenneyF	J8P701AAB 7284422 MB	A-000005.	1000 mL	20 mL	1	
30-OCT-2007	19:37	KenneyF	J8P701ACC 7290638 LCS	A-000006.	1000 mL	20 mL	1	
30-OCT-2007	20:30	KenneyF	J8G411AF 7284422 A7J090101-1	A-000007.	988 mL	20 mL	1	
30-OCT-2007	21:23	KenneyF	J8G411AUS 7284422 A7J090101-1M	A-000008.	966 mL	20 mL	1	
30-OCT-2007	22:16	KenneyF	J8G411AVD 7284422 A7J090101-1M	A-000009.	1041 mL	20 mL	1	
30-OCT-2007	23:09	KenneyF	J8G451AF 7284422 A7J090101-3	A-000010.	1000 mL	20 mL	1	
31-OCT-2007	00:02	KenneyF	J8G5L1AF 7284422 A7J090101-6	A-000011.	891 mL	20 mL	1	
31-OCT-2007	00:55	KenneyF	J8G5N1AF 7284422 A7J090101-8	A-000012.	875 mL	20 mL	1	
31-OCT-2007	01:48	KenneyF	J8G5T1AF 7284422 A7J090101-10	A-000013.	913 mL	20 mL	1	
31-OCT-2007	02:41	KenneyF	STD_6 E070821P 200/500/200/200	A-000014.	0 g	0 mL	1	
31-OCT-2007	03:34	KenneyF	MRL_1 E070926A 5/50/20/20ng/mL	A-000015.	0 g	0 mL	1	
31-OCT-2007	04:27	KenneyF	J8G5X1AF 7284422 A7J090101-12	A-000016.	889 mL	20 mL	1	
31-OCT-2007	05:20	KenneyF	J8G521AF 7284422 A7J090101-14	A-000017.	959 mL	20 mL	1	
31-OCT-2007	06:13	KenneyF	J8G541AF 7284422 A7J090101-16	A-000018.	1030 mL	20 mL	1	
31-OCT-2007	07:06	KenneyF	J8G561AF 7284422 A7J090101-18	A-000019.	1025 mL	20 mL	1	
31-OCT-2007	07:59	KenneyF	J8VVF1AAB 7285551 MB	A-000020.	1000 mL	20 mL	1	
31-OCT-2007	08:52	KenneyF	J8VVF1ACC 7285551 LCS	A-000021.	1000 mL	20 mL	1	
31-OCT-2007	09:45	KenneyF	J8KPX1AF 7285551 A7J100103-1	A-000022.	1008 mL	20 mL	1	
31-OCT-2007	10:38	KenneyF	J8KP21AF 7285551 A7J100103-3	A-000023.	1005 mL	20 mL	1	
31-OCT-2007	11:31	KenneyF	J8KP41AF 7285551 A7J100103-5	A-000024.	1025 mL	20 mL	1	
31-OCT-2007	12:25	KenneyF	J8KP41AQS 7285551 A7J100103-5M	A-000025.	1012 mL	20 mL	1	
31-OCT-2007	13:18	KenneyF	J8KP41ARD 7285551 A7J100103-5M	A-000026.	1020 mL	20 mL	1	
31-OCT-2007	14:11	KenneyF	STD_5 E070821M 100/200/100/100	A-000027.	0 g	0 mL	1	
31-OCT-2007	15:04	KenneyF	MRL_1 E070926A 5/50/20/20ng/mL	A-000028.	0 g	0 mL	1	
31-OCT-2007	15:57	KenneyF	J8KP71AF 7285551 A7J100103-7	A-000029.	1016 mL	20 mL	1	
31-OCT-2007	16:50	KenneyF	J8KP91AF 7285551 A7J100103-9	A-000030.	1030 mL	20 mL	1	
31-OCT-2007	17:43	KenneyF	J8KQE1AF 7285551 A7J100103-12	A-000031.	1014 mL	20 mL	1	
31-OCT-2007	18:36	KenneyF	J8KQH1AF 7285551 A7J100103-14	A-000032.	952 mL	20 mL	1	
31-OCT-2007	19:29	KenneyF	J8KQJ1AF 7285551 A7J100103-15	A-000033.	982 mL	20 mL	1	
31-OCT-2007	20:22	KenneyF	J8KQL1AF 7285551 A7J100103-17	A-000034.	1009 mL	20 mL	1	
31-OCT-2007	21:15	KenneyF	J8KQP1AF 7285551 A7J100103-19	A-000035.	1008 mL	20 mL	1	
31-OCT-2007	22:08	KenneyF	J8KQT1AF 7285551 A7J100103-21	A-000036.	978 mL	20 mL	1	
31-OCT-2007	23:01	KenneyF	STD_5 E070821M 100/200/100/100	A-000037.	0 g	0 mL	1	
31-OCT-2007	23:54	KenneyF	MRL_1 E070926A 5/50/20/20ng/mL	A-000038.	0 g	0 mL	1	
01-NOV-2007	00:47	KenneyF	J8KQX1AF 7285551 A7J100103-24	A-000039.	954 mL	20 mL	1	
01-NOV-2007	01:40	KenneyF	J8KQ11AF 7285551 A7J100103-26	A-000040.	947 mL	20 mL	1	
01-NOV-2007	02:33	KenneyF	J8KQ31AF 7285551 A7J100103-28	A-000041.	840 mL	20 mL	1	
01-NOV-2007	03:26	KenneyF	J8KQ71AF 7285551 A7J100103-30	A-000042.	865 mL	20 mL	1	
01-NOV-2007	04:19	KenneyF	J8KQ71AQS 7285551 A7J100103-30	A-000043.	960 mL	20 mL	1	
01-NOV-2007	05:12	KenneyF	J8KQ71ARD 7285551 A7J100103-30	A-000044.	893 mL	20 mL	1	
01-NOV-2007	06:05	KenneyF	J8KRF1AF 7285551 A7J100103-32	A-000045.	890 mL	20 mL	1	
01-NOV-2007	06:58	KenneyF	STD_5 E070821M 100/200/100/100	A-000046.	0 g	0 mL	1	
01-NOV-2007	07:51	KenneyF	MRL_1 E070926A 5/50/20/20ng/mL	A-000047.	0 g	0 mL	1	
01-NOV-2007	08:44	KenneyF	J8G411AF 7284422 A7J090101-1 1	A-000048.	988 mL	20 mL	10	
01-NOV-2007	10:34	KenneyF	J8G411AUS 7284422 A7J090101-1M	A-000049.	966 mL	20 mL	10	

TestAmerica West Sacramento
GC/LC INSTRUMENT LOG

Page# 58
Book# 3100

GC/LC SEMI-VOLATILES

Standard ID's

CCVw; 11022007.B

Inst ID : LC9.I
Batch ID : 11022007.B
Ical Date: See Calibration Report
Methods : Method 8330
Test : SOP SAC-LC-0009

Date	Time	Operator	Sample ID	File ID	Vol or Wt	Extract Vol	Diln	Comments
02-NOV-2007	14:34	KenneyF	PRIMER	C-000001.	0 g	0 mL	1	
02-NOV-2007	15:38	KenneyF	PRIMER	C-000002.	0 g	0 mL	1	
02-NOV-2007	16:41	KenneyF	STD-5 E070821M 100/200/100/100	C-000003.	0 g	0 mL	1	
02-NOV-2007	17:44	KenneyF	MRL-1 E070926A 5/50/20/20	C-000004.	0 g	0 mL	1	
02-NOV-2007	18:47	KenneyF	J82481AAB 7289314 MB	C-000005.	1000 mL	20 mL	1	
02-NOV-2007	19:50	KenneyF	J82481AAB 7289314 A7J110121-1	C-000006.	1042 mL	20 mL	1	
02-NOV-2007	20:53	KenneyF	J8NP11AF 7289314 A7J110121-5	C-000007.	1011 mL	20 mL	1	
02-NOV-2007	21:56	KenneyF	J8NP61AF 7289314 A7J110121-7	C-000008.	1025 mL	20 mL	1	
02-NOV-2007	22:59	KenneyF	J8NQF1AF 7289314 A7J110121-9 5	C-000009.	994 mL	20 mL	5	
03-NOV-2007	00:02	KenneyF	J8NQJ1AF 7289314 A7J110121-11	C-000010.	1001 mL	20 mL	1	
03-NOV-2007	01:05	KenneyF	J8NQQ1AF 7289314 A7J110121-13	C-000011.	1021 mL	20 mL	1	
03-NOV-2007	02:08	KenneyF	J8NRP1AF 7289314 A7J110121-18	C-000012.	655 mL	20 mL	1	
03-NOV-2007	03:11	KenneyF	J8NR91AF 7289314 A7J110121-24	C-000013.	953 mL	20 mL	1	
03-NOV-2007	04:14	KenneyF	STD-6 E070821P 200/500/200/200	C-000014.	0 g	0 mL	1	
03-NOV-2007	05:17	KenneyF	MRL-1 E070926A 5/50/20/20	C-000015.	0 g	0 mL	1	
03-NOV-2007	06:20	KenneyF	J9RFP1AAB 7297668 MB	C-000016.	1000 mL	20 mL	1	
03-NOV-2007	07:24	KenneyF	J9AKN1AD 7297668 A7J180304-1	C-000017.	901 mL	20 mL	1	
03-NOV-2007	08:27	KenneyF	J9AMM1AE 7297668 A7J180315-1	C-000018.	1010 mL	20 mL	1	
03-NOV-2007	09:30	KenneyF	J9MG91AAB 7296470 MB	C-000019.	1000 mL	20 mL	1	
03-NOV-2007	10:33	KenneyF	J9G9L1AA 7296470 G7J200144-1	C-000020.	1034 mL	20 mL	1	

TestAmerica West Sacramento

C-000004.D

Chromatography Summary

Method 8330 Target Analyte Results

Injection Date: 11/2/2007 17:44 Operator: KenneyF
DataFile: LC9.M\1022007.B\C-000004.D Vial Num: 3
Instrument ID: LC9

Sample: **MRL_1 E070926A 5/50/20/20**

Method File: LC9.M\1022007.B\8330CNAB.M
Start Cal Date: 10/10/2007 15:28 End Cal Date: 10/10/2007 22:50

Dilution Factor	Extract Volume	Sample Volume	Sample Weight
1X	0 mL	0 mL	0 g

Matrix: NONE SubList: EXPW.sub SpikeList:
Samp. Info: MRL_1 E070926A 5/50/20/20;2
Misc. Info: ;1; ; ; ;3;EXPW.sub; ;0;1

	Signal 1 UV 250-265							Signal 2 UV 358-205								
Compound Name	RT	Response	PPB	Spike Level	%D	Result	Flag	RT	Response	PPB	Spike Level	%D	Result	Flag	Limits(%)	Flag
3,4-Dinitrotoluene	29.51	865	20.8300<	5	317%	Fails					5	-100%	Fails		(±15)	45
HMX	32.34	290	5.8160<	5	16%	Fails					5	-100%	Fails		(±15)	45
RDX	23.49	208	4.7320<	5	-5%	Acceptable					5	-100%	Fails		(±15)	45
Picric ACID				10	-100%	Fails					10	-100%	Fails		(±15)	
1,3,5-Trinitrobenzene	19.82	457	6.6630<	5	33%	Fails					5	-100%	Fails		(±15)	45
1,3-Dinitrobenzene	18.10	488	5.5500	5	11%	Acceptable					5	-100%	Fails		(±15)	45
TETRYL	38.83	423	5.1890<	5	4%	Acceptable					5	-100%	Fails		(±15)	45
Nitrobenzene	16.07	227	5.5810	5	12%	Acceptable					5	-100%	Fails		(±15)	45
2,4,6-Trinitrotoluene	30.67	344	5.5100<	5	10%	Acceptable					5	-100%	Fails		(±15)	45
4-AM-2,6-DNT	27.61	338	5.2630<	5	5%	Acceptable					5	-100%	Fails		(±15)	45
2-AM-4,6-DNT	27.12	401	5.5060<	5	10%	Acceptable					5	-100%	Fails		(±15)	45
2,6-Dinitrotoluene	25.65	275	5.4470<	5	9%	Acceptable					5	-100%	Fails		(±15)	45
2,4-Dinitrotoluene	24.83	448	5.4980<	5	10%	Acceptable					5	-100%	Fails		(±15)	45
2-Nitrotoluene	21.94	284	11.7600<	10	18%	Fails	M				10	-100%	Fails		(±15)	45
4-Nitrotoluene				10	-100%	Fails					10	-100%	Fails		(±15)	
3-Nitrotoluene	22.40	182	5.7940<	5	16%	Fails	M				5	-100%	Fails		(±15)	45
Nitroglycerin				5	-100%	Fails		36.42	992	19.0400	~~10~~ 20	~~281%~~	Fails	4,5	(±15)	45
PETN				5	-100%	Fails		47.73	2163	19.5800	~~20~~ 20	~~292%~~	Fails	2,1	(±15)	45

See other MRL's dtw 12/14/07

Notes:
M = Manually Integrated
D = Operator Disabled Result
O = Over Calibration Range
< = Primary Value
4 = Signals Differ by More Than 40%
5 = Signals Differ by More Than 50%

RE-INTEGRATION CODES

1 Poor Peak Shape
2 Poor Peak Resolution
3 Peak Not Integrated
4 Sample Matrix Interference
5 Column Bleed
6 Instrument Noise
7 Baseline Correction
8 Other (reason must be stated)

ALL RE-INTEGRATIONS MUST BE INITIALED, DATED AND CODED

11/2/07

Printed: 11/2/2007 6:58 PM

TestAmerica West Sacramento

C-000008.D

Chromatography Summary

Injection Date: 11/2/2007 21:56 **Operator:** KenneyF

DataFile: LC9.M\1022007.B\C-000008.D **Vial Num:** 14

Instrument ID: LC9

Method 8330 Target Analyte Results

Sample : **J8NP61AF 7289314 A7J110121-7**

Method File: LC9.M\1022007.B\8330CNAB.M

Start Cal Date: 10/10/2007 15:28 **End Cal Date:** 10/10/2007 22:50

Dilution Factor	Extract Volume	Sample Volume	Sample Weight
1X	20 mL	1025 mL	0 g

Matrix: WATER **SubList:** EXPW.sub **SpikeList:**

Samp. Info: J8NP61AF 7289314 A7J110121-7;0

Misc. Info: ; ;1025; ;20;1;EXPW.sub; ;0;1

	Signal 1 UV 250-265					Signal 2 UV 358-205							
Compound Name	**RT**	**Diff**	**Response**	**Conc (ug/L)**	**Flag**	**RT**	**Diff**	**Response**	**Conc (ug/L)**	**Flag**	**MDL**	**RL**	**Flag**
3,4-Dinitrotoluene	29.60	0.118	8445	3.9670<							0.0000	0.00	45
HMX	32.14	-0.222	161	0.0630<							0.0000	0.10	45
RDX											0.0000	0.10	
Picric ACID											0.0003	0.65	
1,3,5-Trinitrobenzene											0.0000	0.10	
1,3-Dinitrobenzene	18.06	0.010	747	0.1658							0.0000	0.10	45
TETRYL											0.0000	0.10	
Nitrobenzene											0.0000	0.10	
2,4,6-Trinitrotoluene											0.0000	0.10	
4-AM-2,6-DNT											0.0000	0.10	
2-AM-4,6-DNT											0.0001	0.20	
2,6-Dinitrotoluene											0.0000	0.10	
2,4-Dinitrotoluene	24.91	0.156	285	0.0682<							0.0000	0.10	45
2-Nitrotoluene	21.79	-0.069	406	0.3279<							0.0001	0.50	45
4-Nitrotoluene											0.0001	0.50	
3-Nitrotoluene	22.53	0.178	1150	0.7144<							0.0001	0.50	45
Nitroglycerin											0.0003	0.65	
PETN											0.0003	0.65	

Surrogates:	**Spiked**	**Recovered**	**%Rec**	**Spiked**	**Recovered**	**%Rec**	**Limits**
3,4-Dinitrotoluene	2.4390	3.9670	163	2.4390		0	(84-125)

Notes:
- M = Manually Integrated
- D = Operator Disabled Result
- O = Over Calibration Range
- < = Primary Value
- 4 = Signals Differ by More Than 40%
- 5 = Signals Differ by More Than 50%

Printed: 11/3/2007 10:08 AM

METHOD BLANK REPORT

HPLC

Client Lot #...: A7J110121 **Work Order #...:** J82481AA **Matrix.....:** WATER
MB Lot-Sample #: G7J160000-314

Prep Date.....: 10/16/07
Analysis Date..: 11/01/07 **Prep Batch #...:** 7289314
Dilution Factor: 1

PARAMETER	RESULT	REPORTING LIMIT	UNITS	METHOD
Nitroglycerin	ND	0.65	ug/L	SW846 8330
PETN	ND	0.65	ug/L	SW846 8330
2-Amino-4,6-dinitrotoluene	ND	0.10	ug/L	SW846 8330
4-Amino-2,6-dinitrotoluene	ND	0.10	ug/L	SW846 8330
1,3-Dinitrobenzene	ND	0.10	ug/L	SW846 8330
2,4-Dinitrotoluene	ND	0.10	ug/L	SW846 8330
2,6-Dinitrotoluene	ND	0.10	ug/L	SW846 8330
HMX	ND	0.10	ug/L	SW846 8330
Nitrobenzene	ND	0.10	ug/L	SW846 8330
2-Nitrotoluene	ND	0.50	ug/L	SW846 8330
3-Nitrotoluene	ND	0.50	ug/L	SW846 8330
4-Nitrotoluene	ND	0.50	ug/L	SW846 8330
RDX	ND	0.10	ug/L	SW846 8330
Tetryl	ND	0.10	ug/L	SW846 8330
1,3,5-Trinitrobenzene	ND	0.10	ug/L	SW846 8330
2,4,6-Trinitrotoluene	ND	0.10	ug/L	SW846 8330

SURROGATE	PERCENT RECOVERY	RECOVERY LIMITS
3,4-Dinitrotoluene	95	(83 - 113)

NOTE(S):

Calculations are performed before rounding to avoid round-off errors in calculated results.

LABORATORY CONTROL SAMPLE EVALUATION REPORT

HPLC

Client Lot #...: A7J110121 **Work Order #...:** J82481AC **Matrix.....:** WATER
LCS Lot-Sample#: G7J160000-314
Prep Date.....: 10/16/07 **Analysis Date..:** 11/01/07
Prep Batch #...: 7289314
Dilution Factor: 1

PARAMETER	PERCENT RECOVERY	RECOVERY LIMITS	METHOD
Nitroglycerin	**98**	**(81 - 111)**	**SW846 8330**
PETN	**94**	**(83 - 113)**	**SW846 8330**
2-Amino-4,6-dinitrotoluene	**104**	**(83 - 116)**	**SW846 8330**
4-Amino-2,6-dinitrotoluene	**101**	**(79 - 110)**	**SW846 8330**
1,3-Dinitrobenzene	**108**	**(90 - 124)**	**SW846 8330**
2,4-Dinitrotoluene	**104**	**(85 - 117)**	**SW846 8330**
2,6-Dinitrotoluene	**104**	**(84 - 119)**	**SW846 8330**
HMX	**102**	**(88 - 123)**	**SW846 8330**
Nitrobenzene	**105**	**(85 - 124)**	**SW846 8330**
2-Nitrotoluene	**99**	**(81 - 117)**	**SW846 8330**
3-Nitrotoluene	**100**	**(77 - 118)**	**SW846 8330**
4-Nitrotoluene	**100**	**(80 - 120)**	**SW846 8330**
RDX	**111**	**(91 - 121)**	**SW846 8330**
Tetryl	**86**	**(72 - 115)**	**SW846 8330**
1,3,5-Trinitrobenzene	**106**	**(87 - 123)**	**SW846 8330**
2,4,6-Trinitrotoluene	**98**	**(82 - 118)**	**SW846 8330**

SURROGATE	PERCENT RECOVERY	RECOVERY LIMITS
3,4-Dinitrotoluene	97	(83 - 113)

NOTE(S):

Calculations are performed before rounding to avoid round-off errors in calculated results.

Bold print denotes control parameters

MATRIX SPIKE SAMPLE EVALUATION REPORT

HPLC

Client Lot #...: A7J110121 **Work Order #...:** J8NP11AQ-MS **Matrix.....:** WG
MS Lot-Sample #: A7J110121-005 *J8NP11AR-MSD*
Date Sampled...: 10/10/07 13:15 **Date Received..:** 10/11/07
Prep Date.....: 10/16/07 **Analysis Date..:** 11/01/07
Prep Batch #...: 7289314
Dilution Factor: 0.98

PARAMETER	PERCENT RECOVERY	RECOVERY LIMITS	RPD	RPD LIMITS	METHOD
Nitroglycerin	94	(81 - 111)			SW846 8330
	95	(81 - 111)	1.4	(0-15)	SW846 8330
PETN	92	(83 - 113)			SW846 8330
	93	(83 - 113)	0.19	(0-16)	SW846 8330
2-Amino-4,6-dinitrotoluene	100	(83 - 116)			SW846 8330
	101	(83 - 116)	0.21	(0-15)	SW846 8330
4-Amino-2,6-dinitrotoluene	96	(79 - 110)			SW846 8330
	97	(79 - 110)	0.94	(0-17)	SW846 8330
1,3-Dinitrobenzene	103	(90 - 124)			SW846 8330
	104	(90 - 124)	0.98	(0-15)	SW846 8330
2,4-Dinitrotoluene	99	(85 - 117)			SW846 8330
	100	(85 - 117)	0.78	(0-15)	SW846 8330
2,6-Dinitrotoluene	100	(84 - 119)			SW846 8330
	101	(84 - 119)	0.53	(0-15)	SW846 8330
HMX	96	(88 - 123)			SW846 8330
	98	(88 - 123)	1.8	(0-15)	SW846 8330
Nitrobenzene	115	(85 - 124)			SW846 8330
	114	(85 - 124)	1.6	(0-15)	SW846 8330
2-Nitrotoluene	97	(81 - 117)			SW846 8330
	98	(81 - 117)	0.10	(0-15)	SW846 8330
3-Nitrotoluene	97	(77 - 118)			SW846 8330
	99	(77 - 118)	1.3	(0-15)	SW846 8330
4-Nitrotoluene	97	(80 - 120)			SW846 8330
	98	(80 - 120)	0.55	(0-15)	SW846 8330
RDX	103	(91 - 121)			SW846 8330
	105	(91 - 121)	1.5	(0-15)	SW846 8330
Tetryl	79	(72 - 115)			SW846 8330
	79	(72 - 115)	0.76	(0-15)	SW846 8330
1,3,5-Trinitrobenzene	93	(87 - 123)			SW846 8330
	93	(87 - 123)	0.05	(0-15)	SW846 8330
2,4,6-Trinitrotoluene	94	(82 - 118)			SW846 8330
	94	(82 - 118)	0.54	(0-16)	SW846 8330

(Continued on next page)

MATRIX SPIKE SAMPLE EVALUATION REPORT

HPLC

Client Lot #...: A7J110121 **Work Order #...:** J8NP11AQ-MS **Matrix.....:** WG
MS Lot-Sample #: A7J110121-005 J8NP11AR-MSD

SURROGATE	PERCENT RECOVERY	RECOVERY LIMITS
3,4-Dinitrotoluene	92	(83 - 113)
	93	(83 - 113)

NOTE(S):

Calculations are performed before rounding to avoid round-off errors in calculated results.

Bold print denotes control parameters

8330MOD NITROGUANIDINE DATA

Environmental Quality Mgt., Inc.

Client Sample ID: FWGWBGmw-009C-0550-GW

Dissolved HPLC

Lot-Sample #...: A7J110121-001 **Work Order #...:** J8NPJ1AJ **Matrix.....:** WG
Date Sampled...: 10/10/07 08:50 **Date Received..:** 10/11/07
Prep Date.....: 10/30/07 **Analysis Date..:** 10/31/07
Prep Batch #...: 7303346
Dilution Factor: 1 **Method.....:** SW846 8330 (Modif

PARAMETER	RESULT	REPORTING LIMIT	UNITS	MDL
Nitroguanidine	ND	20	ug/L	9.7

Environmental Quality Mgt., Inc.

Client Sample ID: FWGDA2mw-DET1bR-0525-GW

Dissolved HPLC

Lot-Sample #...:	A7J110121-003	**Work Order #...:**	J8NPX1AJ	**Matrix.....:**	WG
Date Sampled...:	10/10/07 11:05	**Date Received..:**	10/11/07		
Prep Date.....:	10/30/07	**Analysis Date..:**	10/31/07		
Prep Batch #...:	7303346				
Dilution Factor:	1	**Method.....:**	SW846 8330 (Modif		

PARAMETER	RESULT	REPORTING LIMIT	UNITS	MDL
Nitroguanidine	ND	20	ug/L	9.7

Environmental Quality Mgt., Inc.

Client Sample ID: FWGBKGmw-013C-0515-GW

Dissolved HPLC

Lot-Sample #...:	A7J110121-005	**Work Order #...:**	J8NP11A1	**Matrix.....:**	WG
Date Sampled...:	10/10/07 13:15	**Date Received..:**	10/11/07		
Prep Date.....:	10/30/07	**Analysis Date..:**	10/31/07		
Prep Batch #...:	7303346				
Dilution Factor:	1	**Method.....:**	SW846 8330 (Modif		

PARAMETER	RESULT	REPORTING LIMIT	UNITS	MDL
Nitroguanidine	ND	20	ug/L	9.7

Environmental Quality Mgt., Inc.

Client Sample ID: FWGEQUIPRINSE3-0558-GW

Dissolved HPLC

Lot-Sample #...: A7J110121-007 Work Order #...: J8NP61AJ Matrix.....: WQ
Date Sampled...: 10/10/07 15:10 Date Received..: 10/11/07
Prep Date.....: 10/30/07 Analysis Date..: 10/31/07
Prep Batch #...: 7303346
Dilution Factor: 1 Method.....: SW846 8330 (Modif

PARAMETER	RESULT	REPORTING LIMIT	UNITS	MDL
Nitroguanidine	ND	20	ug/L	9.7

Environmental Quality Mgt., Inc.

Client Sample ID: FWGWBGmw-006C-0548-GW

Dissolved HPLC

Lot-Sample #...:	A7J110121-009	**Work Order #...:**	J8NQF1AJ	**Matrix.....:**	WG
Date Sampled...:	10/10/07 08:50	**Date Received..:**	10/11/07		
Prep Date.....:	10/30/07	**Analysis Date..:**	11/03/07		
Prep Batch #...:	7303346				
Dilution Factor:	1	**Method.....:**	SW846 8330 (Modif		

PARAMETER	RESULT	REPORTING LIMIT	UNITS	MDL
Nitroguanidine	ND	20	ug/L	9.7

Environmental Quality Mgt., Inc.

Client Sample ID: FWGBKGmw-012C-0514-GW

Dissolved HPLC

Lot-Sample #...:	A7J110121-011	**Work Order #...:**	J8NQJ1AJ	**Matrix.....:**	WG
Date Sampled...:	10/10/07 11:10	**Date Received..:**	10/11/07		
Prep Date.....:	10/30/07	**Analysis Date..:**	11/03/07		
Prep Batch #...:	7303346				
Dilution Factor:	1	**Method.....:**	SW846 8330 (Modif		

PARAMETER	RESULT	REPORTING LIMIT	UNITS	MDL
Nitroguanidine	ND	20	ug/L	9.7

Environmental Quality Mgt., Inc.

Client Sample ID: FWGBKGmw-DUP1-0551-GW

Dissolved HPLC

Lot-Sample #...: A7J110121-013 **Work Order #...:** J8NQQ1AJ **Matrix.....:** WG
Date Sampled...: 10/10/07 12:36 **Date Received..:** 10/11/07
Prep Date.....: 10/30/07 **Analysis Date..:** 11/03/07
Prep Batch #...: 7303346
Dilution Factor: 1 **Method.....:** SW846 8330 (Modif

PARAMETER	RESULT	REPORTING LIMIT	UNITS	MDL
Nitroguanidine	ND	20	ug/L	9.7

Environmental Quality Mgt., Inc.

Client Sample ID: FWGWBGmw-007C-0549-GW

Dissolved HPLC

Lot-Sample #...:	A7J110121-016	**Work Order #...:**	J8NQ21AJ	**Matrix.....:**	WG
Date Sampled...:	10/10/07 09:00	**Date Received..:**	10/11/07		
Prep Date.....:	10/30/07	**Analysis Date..:**	11/03/07		
Prep Batch #...:	7303346				
Dilution Factor:	1	**Method.....:**	SW846 8330 (Modif		

PARAMETER	RESULT	REPORTING LIMIT	UNITS	MDL
Nitroguanidine	ND	20	ug/L	9.7

Environmental Quality Mgt., Inc.

Client Sample ID: FWGDETmw-4bR-0527-GW

Dissolved HPLC

Lot-Sample #...: A7J110121-018 **Work Order #...:** J8NRP1AJ **Matrix.....:** WG
Date Sampled...: 10/10/07 10:40 **Date Received..:** 10/11/07
Prep Date.....: 10/30/07 **Analysis Date..:** 11/03/07
Prep Batch #...: 7303346
Dilution Factor: 1 **Method.....:** *SW846 8330 (Modif*

PARAMETER	RESULT	REPORTING LIMIT	UNITS	MDL
Nitroguanidine	ND	20	ug/L	9.7

Environmental Quality Mgt., Inc.

Client Sample ID: FWGDETmw-3bR-0526-GW

Dissolved HPLC

Lot-Sample #...: A7J110121-020 **Work Order #...:** J8NRX1AJ **Matrix.....:** WG
Date Sampled...: 10/10/07 11:00 **Date Received..:** 10/11/07
Prep Date.....: 10/30/07 **Analysis Date..:** 11/03/07
Prep Batch #...: 7303346
Dilution Factor: 1 **Method.....:** SW846 8330 (Modif

PARAMETER	RESULT	REPORTING LIMIT	UNITS	MDL
Nitroguanidine	ND	20	ug/L	9.7

Environmental Quality Mgt., Inc.

Client Sample ID: FWGLL12mw-186C-0533-GW

Dissolved HPLC

Lot-Sample #...:	A7J110121-024	**Work Order #...:**	J8NR91AJ	**Matrix.....:**	WG
Date Sampled...:	10/10/07 13:50	**Date Received..:**	10/11/07		
Prep Date.....:	10/30/07	**Analysis Date..:**	11/03/07		
Prep Batch #...:	7303346				
Dilution Factor:	1	**Method.....:**	SW846 8330 (Modif		

PARAMETER	RESULT	REPORTING LIMIT	UNITS	MDL
Nitroguanidine	ND	20	ug/L	9.7

Environmental Quality Mgt., Inc.

Client Sample ID: FWGBKGmw-017C-0518-GW

Dissolved HPLC

Lot-Sample #...:	A7J110121-026	**Work Order #...:**	J8NTJ1AJ	**Matrix.....:**	WG
Date Sampled...:	10/10/07 16:10	**Date Received..:**	10/11/07		
Prep Date.....:	10/30/07	**Analysis Date..:**	11/03/07		
Prep Batch #...:	7303346				
Dilution Factor:	1	**Method.....:**	SW846 8330 (Modif		

PARAMETER	RESULT	REPORTING LIMIT	UNITS	MDL
Nitroguanidine	ND	20	ug/L	9.7

QC Outlier Report: Holding Times

Lab Report Batch: A7J110121 **Lab ID:** STLCAN

					Actual Holding Time			Criteria				Reported Dates (and Times)		
Client Sample ID	Lab Sample ID	Analysis Method	Matrix	Prep Method	Coll To Prep	Prep To Ana	Coll To Ana	Coll To Prep	Prep To Ana	Coll To Ana	Unit of Meas	Collection Date	Preparation Date	Analysis Date
FWGBKGmw-012C-0	A7J110121011	W8330 Modifie	AQ	Gen Prep	20.0	4.0		14	40		Days	10/10/2007	10/30/2007	11/03/2007
FWGBKGmw-013C-0	A7J110121005	W8330 Modifie	AQ	Gen Prep	20.0	1.0		14	40		Days	10/10/2007	10/30/2007	10/31/2007
FWGBKGmw-013C-0	A7J110121005S	W8330 Modifie	AQ	Gen Prep	20.0	1.0		14	40		Days	10/10/2007	10/30/2007	10/31/2007
FWGBKGmw-013C-0	A7J110121005D	W8330 Modifie	AQ	Gen Prep	20.0	1.0		14	40		Days	10/10/2007	10/30/2007	10/31/2007
FWGBKGmw-017C-0	A7J110121026	W8330 Modifie	AQ	Gen Prep	20.0	4.0		14	40		Days	10/10/2007	10/30/2007	11/03/2007
FWGBKGmw-DUP1-	A7J110121013	W8330 Modifie	AQ	Gen Prep	20.0	4.0		14	40		Days	10/10/2007	10/30/2007	11/03/2007
FWGDA2mw-DET1b	A7J110121003	W8330 Modifie	AQ	Gen Prep	20.0	1.0		14	40		Days	10/10/2007	10/30/2007	10/31/2007
FWGDETmw-3bR-05	A7J110121020	W8330 Modifie	AQ	Gen Prep	20.0	4.0		14	40		Days	10/10/2007	10/30/2007	11/03/2007
FWGDETmw-4bR-05	A7J110121018	W8330 Modifie	AQ	Gen Prep	20.0	4.0		14	40		Days	10/10/2007	10/30/2007	11/03/2007
FWGEQUIPRINSE3-	A7J110121007	W8330 Modifie	AQ	Gen Prep	20.0	1.0		14	40		Days	10/10/2007	10/30/2007	10/31/2007
FWGLL12mw-186C-0	A7J110121024	W8330 Modifie	AQ	Gen Prep	20.0	4.0		14	40		Days	10/10/2007	10/30/2007	11/03/2007
FWGWBGmw-006C-	A7J110121009	W8330 Modifie	AQ	Gen Prep	20.0	4.0		14	40		Days	10/10/2007	10/30/2007	11/03/2007
FWGWBGmw-007C-	A7J110121016	W8330 Modifie	AQ	Gen Prep	20.0	4.0		14	40		Days	10/10/2007	10/30/2007	11/03/2007
FWGWBGmw-009C-	A7J110121001	W8330 Modifie	AQ	Gen Prep	20.0	1.0		14	40		Days	10/10/2007	10/30/2007	10/31/2007

****

Varian Star Workstation - RecalcList Thu Nov 01 13:20:46 2007

RecalcList: C:\Star\Sample list\NQ-10.31.2007.RCL

Created: Wed Oct 31 16:14:45 2007
Modified: Wed Oct 31 23:54:01 2007

NQ Analysis 31 Oct 2007

****

STC-LC-0010

Line	Sample Type	Sample Name	Data F
1	Verification	PRIMER	nq-10-31-2007=16;27;36-primer.
2	Verification	PRIMER	nq-10-31-2007=16;48;24-primer.
3	Verification	PRIMER	nq-10-31-2007=17;09;11-primer.
4	Verification	PRIMER	nq-10-31-2007=17;29;55-primer.
5	Analysis	Blank	nq-10-31-2007=17;50;43-blank.
6	Verification	E071004F STD 4	nq-10-31-2007=18;11;33-e071004f std 4.
7	Verification	E0701004C STD 1 MRL	nq-10-31-2007=18;32;24-e0701004c std 1 mrl.
8	Analysis	G7J300000-346-MB	nq-10-31-2007=18;53;13-g7j300000-346-mb.
9	Analysis	G7J300000-346-LCS	nq-10-31-2007=19;13;57-g7j300000-346-lcs.
10	Analysis	A7J110121-1	nq-10-31-2007=19;34;42-a7j110121-1.
11	Analysis	A7J110121-3	nq-10-31-2007=19;55;27-a7j110121-3.
12	Analysis	A7J110121-5	nq-10-31-2007=20;16;11-a7j110121-5.
13	Analysis	A7J110121-5MS	nq-10-31-2007=20;36;57-a7j110121-5ms.
14	Analysis	A7J110121-5MSD	nq-10-31-2007=20;57;42-a7j110121-5msd.
15	Analysis	A7J110121-7	nq-10-31-2007=21;18;27-a7j110121-7.
16	Verification	E071004G STD 5	nq-10-31-2007=21;39;17-e071004g std 5.
17	Verification	E0701004C STD 1 MRL	nq-10-31-2007=22;00;10-e0701004c std 1 mrl.
18	Analysis	A7J110121-9	nq-10-31-2007=22;20;55-a7j110121-9.
19	Analysis	A7J110121-11	nq-10-31-2007=22;41;38-a7j110121-11.
20	Analysis	A7J110121-13	nq-10-31-2007=23;02;22-a7j110121-13.
21	Analysis	A7J110121-16	nq-10-31-2007=23;23;06-a7j110121-16.
22	Analysis	A7J110121-18	nq-10-31-2007=23;43;52-a7j110121-18.

Not used
pump Stopped
11/1/07

Page 16

****

Varian Star Workstation - RecalcList Tue Nov 06 10:14:17 2007

RecalcList: C:\Star\Sample list\NQ-11.03.2007002.RCL

Created: Sat Nov 03 13:28:00 2007
Modified: Sun Nov 04 06:55:37 2007

NA Analysis 4 Nov 2007

****

SA-LC-0010

Line	Sample Type	Sample Name	Data F
1	Verification	PRIMER	nq-11-3-2007=13;29;22-primer.
2	Verification	PRIMER	nq-11-3-2007=13;50;11-primer.
3	Verification	PRIMER	nq-11-3-2007=14;10;56-primer.
4	Verification	PRIMER	nq-11-3-2007=14;31;45-primer.
5	Verification	PRIMER	nq-11-3-2007=14;52;31-primer.
6	Verification	PRIMER	nq-11-3-2007=15;13;13-primer.
7	Verification	PRIMER	nq-11-3-2007=15;34;00-primer.
8	Verification	PRIMER	nq-11-3-2007=15;54;46-primer.
9	Verification	PRIMER	nq-11-3-2007=16;15;32-primer.
10	Analysis	Blank	nq-11-3-2007=16;36;20-blank.
11	New Calib Block		
12	Calibration	E071004C STD 1	nq-11-3-2007=16;57;42-e071004c std 1.
13	Calibration	E071004D STD 2	nq-11-3-2007=17;18;28-e071004d std 2.
14	Calibration	E071004E STD 3	nq-11-3-2007=17;39;11-e071004e std 3.
15	Calibration	E071004F STD 4	nq-11-3-2007=17;59;58-e071004f std 4.
16	Calibration	E071004G STD 5	nq-11-3-2007=18;20;43-e071004g std 5.
17	Calibration	E071004H STD 6	nq-11-3-2007=18;41;24-e071004h std 6.
18	Print Calib		
19	Analysis	Blank	nq-11-3-2007=19;02;18-blank.
20	Verification	E070713J ICV Std	nq-11-3-2007=19;23;05-e070713j icv std.
21	Analysis	E071004B 2 X MDL	nq-11-3-2007=19;43;51-e071004b 2 x mdl.
22	Analysis	Blank	nq-11-3-2007=20;04;38-blank.
23	Verification	E071004F STD 4	nq-11-3-2007=20;25;26-e071004f std 4.
24	Verification	E0701004C STD 1 MRL	nq-11-3-2007=20;46;15-e0701004c std 1 mrl.
25	Analysis	A7J110121-9	nq-11-3-2007=21;07;01-a7j110121-9.
26	Analysis	A7J110121-11	nq-11-3-2007=21;27;49-a7j110121-11.
27	Analysis	A7J110121-13	nq-11-3-2007=21;48;35-a7j110121-13.
28	Analysis	A7J110121-16	nq-11-3-2007=22;09;19-a7j110121-16.
29	Analysis	A7J110121-18	nq-11-3-2007=22;30;03-a7j110121-18.
30	Analysis	A7J110121-20	nq-11-3-2007=22;50;51-a7j110121-20.
31	Analysis	A7J110121-24	nq-11-3-2007=23;11;34-a7j110121-24.
32	Analysis	A7J110121-26	nq-11-3-2007=23;32;19-a7j110121-26.
33	Verification	E071004G STD 5	nq-11-3-2007=23;53;07-e071004g std 5.
34	Verification	E0701004C STD 1 MRL	nq-11-4-2007=00;13;56-e0701004c std 1 mrl.
35	Analysis	G7J310000-337-MB	nq-11-4-2007=00;34;42-g7j310000-337-mb.
36	Analysis	G7J310000-337-LCS	nq-11-4-2007=00;55;26-g7j310000-337-lcs.
37	Analysis	A7J110400-1	nq-11-4-2007=01;16;12-a7j110400-1.
38	Analysis	A7J110400-1MS	nq-11-4-2007=01;36;57-a7j110400-1ms.
39	Analysis	A7J110400-1MSD	nq-11-4-2007=01;57;43-a7j110400-1msd.
40	Analysis	A7J110400-3	nq-11-4-2007=01;18;28-a7j110400-3.
41	Analysis	A7J110400-5	nq-11-4-2007=01;39;14-a7j110400-5.
42	Analysis	A7J110400-8	nq-11-4-2007=01;59;57-a7j110400-8.
43	Verification	E071004F STD 4	nq-11-4-2007=02;20;46-e071004f std 4.
44	Verification	E0701004C STD 1 MRL	nq-11-4-2007=02;41;34-e0701004c std 1 mrl.
45	Analysis	A7J110400-10	nq-11-4-2007=03;02;22-a7j110400-10.
46	Analysis	A7J110400-12	nq-11-4-2007=03;23;05-a7j110400-12.
47	Analysis	A7J110400-14	nq-11-4-2007=03;43;49-a7j110400-14.
48	Analysis	A7J110400-18	nq-11-4-2007=04;04;33-a7j110400-18.
49	Analysis	A7J110400-20	nq-11-4-2007=04;25;18-a7j110400-20.
50	Analysis	A7J110400-21	nq-11-4-2007=04;46;01-a7j110400-21.
51	Analysis	A7J110400-23	nq-11-4-2007=05;06;47-a7j110400-23.
52	Analysis	A7J110400-25	nq-11-4-2007=05;27;31-a7j110400-25.
53	Verification	E071004F STD 4	nq-11-4-2007=05;48;15-e071004f std 4.
54	Verification	E0701004C STD 1 MRL	nq-11-4-2007=06;09;05-e0701004c std 1 mrl.
55	Analysis	END RUN	nq-11-4-2007=06;45;29-end run.

Page 19

METHOD BLANK REPORT

HPLC

Client Lot #...: A7J110121 **Work Order #...:** J95WG1AA **Matrix.....:** WATER
MB Lot-Sample #: G7J300000-346

Prep Date.....: 10/30/07
Analysis Date..: 10/31/07 **Prep Batch #...:** 7303346
Dilution Factor: 1

PARAMETER	RESULT	REPORTING LIMIT	UNITS	METHOD
Nitroguanidine	ND	20	ug/L	SW846 8330 (Modif

NOTE(S):

Calculations are performed before rounding to avoid round-off errors in calculated results.

LABORATORY CONTROL SAMPLE EVALUATION REPORT

HPLC

Client Lot #...: A7J110121 **Work Order #...:** J95WG1AC **Matrix.....:** WATER
LCS Lot-Sample#: G7J300000-346
Prep Date.....: 10/30/07 **Analysis Date..:** 10/31/07
Prep Batch #...: 7303346
Dilution Factor: 1

PARAMETER	PERCENT RECOVERY	RECOVERY LIMITS	METHOD
Nitroguanidine	**92**	**(84 - 123)**	**SW846 8330 (Modified**

NOTE(S):

Calculations are performed before rounding to avoid round-off errors in calculated results.

Bold print denotes control parameters

MATRIX SPIKE SAMPLE EVALUATION REPORT

HPLC

Client Lot #...: A7J110121 **Work Order #...:** J8NP11A2-MS **Matrix.....:** WG
MS Lot-Sample #: A7J110121-005 J8NP11A3-MSD
Date Sampled...: 10/10/07 13:15 **Date Received..:** 10/11/07
Prep Date.....: 10/30/07 **Analysis Date..:** 10/31/07
Prep Batch #...: 7303346
Dilution Factor: 1

PARAMETER	PERCENT RECOVERY	RECOVERY LIMITS	RPD	RPD LIMITS	METHOD
Nitroguanidine	**83 a**	**(84 - 123)**			**SW846 8330 (Modified**
	84	**(84 - 123)**	**0.60**	**(0-15)**	**SW846 8330 (Modified**

NOTE(S):

Calculations are performed before rounding to avoid round-off errors in calculated results.

Bold print denotes control parameters

a Spiked analyte recovery is outside stated control limits.

6860 PERCHLORATE DATA

Environmental Quality Mgt., Inc.

Client Sample ID: FWGWBGmw-009C-0550-GF

HPLC

Lot-Sample #...:	A7J110121-002	**Work Order #...:**	J8NPW1A3	**Matrix.....:**	WG
Date Sampled...:	10/10/07 08:50	**Date Received..:**	10/11/07		
Prep Date.....:	10/25/07	**Analysis Date..:**	10/26/07		
Prep Batch #...:	7298360				
Dilution Factor:	1	**Method.....:**	SW846 6860		

PARAMETER	RESULT	REPORTING LIMIT	UNITS	MDL
Perchlorate	ND	0.10	ug/L	0.0088

Environmental Quality Mgt., Inc.

Client Sample ID: FWGDA2mw-DET1bR-0525-GF

HPLC

Lot-Sample #...:	A7J110121-004	**Work Order #...:**	J8NP01AE	**Matrix.....:**	WG
Date Sampled...:	10/10/07 11:05	**Date Received..:**	10/11/07		
Prep Date.....:	10/25/07	**Analysis Date..:**	10/26/07		
Prep Batch #...:	7298360				
Dilution Factor:	1	**Method.....:**	SW846 6860		

PARAMETER	RESULT	REPORTING LIMIT	UNITS	MDL
Perchlorate	ND	0.10	ug/L	0.0088

Environmental Quality Mgt., Inc.

Client Sample ID: FWGBKGmw-013C-0515-GF

HPLC

Lot-Sample #...:	A7J110121-006	**Work Order #...:**	J8NP41AL	**Matrix.....:**	WG
Date Sampled...:	10/10/07 13:15	**Date Received..:**	10/11/07		
Prep Date.....:	10/25/07	**Analysis Date..:**	10/26/07		
Prep Batch #...:	7298360				
Dilution Factor:	1	**Method.....:**	SW846 6860		

PARAMETER	RESULT	REPORTING LIMIT	UNITS	MDL
Perchlorate	ND	0.10	ug/L	0.0088

Environmental Quality Mgt., Inc.

Client Sample ID: FWGEQUIPRINSE3-0558-GW

HPLC

Lot-Sample #...:	A7J110121-007	**Work Order #...:**	J8NP61CC	**Matrix.....:**	WQ
Date Sampled...:	10/10/07 15:10	**Date Received..:**	10/11/07		
Prep Date.....:	10/25/07	**Analysis Date..:**	10/26/07		
Prep Batch #...:	7298360				
Dilution Factor:	1	**Method.....:**	SW846 6860		

PARAMETER	RESULT	REPORTING LIMIT	UNITS	MDL
Perchlorate	ND	0.10	ug/L	0.0088

Environmental Quality Mgt., Inc.

Client Sample ID: FWGWBGmw-006C-0548-GF

HPLC

Lot-Sample #...: A7J110121-010 Work Order #...: J8NQH1AE Matrix.....: WG
Date Sampled...: 10/10/07 08:50 Date Received..: 10/11/07
Prep Date.....: 10/25/07 Analysis Date..: 10/26/07
Prep Batch #...: 7298360
Dilution Factor: 1 Method.....: SW846 6860

PARAMETER	RESULT	REPORTING LIMIT	UNITS	MDL
Perchlorate	0.032 J	0.10	ug/L	0.0088

NOTE(S):

J Estimated result. Result is less than RL.

Environmental Quality Mgt., Inc.

Client Sample ID: FWGBKGmw-012C-0514-GF

HPLC

Lot-Sample #...:	A7J110121-012	**Work Order #...:**	J8NQP1AE	**Matrix.....:**	WG
Date Sampled...:	10/10/07 11:10	**Date Received..:**	10/11/07		
Prep Date.....:	10/25/07	**Analysis Date..:**	10/26/07		
Prep Batch #...:	7298360				
Dilution Factor:	1	**Method.....:**	SW846 6860		

PARAMETER	RESULT	REPORTING LIMIT	UNITS	MDL
Perchlorate	ND	0.10	ug/L	0.0088

Environmental Quality Mgt., Inc.

Client Sample ID: FWGBKGmw-DUP1-0551-GF

HPLC

Lot-Sample #...:	A7J110121-014	**Work Order #...:**	J8NQW1AE	**Matrix.....:**	WG
Date Sampled...:	10/10/07 12:36	**Date Received..:**	10/11/07		
Prep Date.....:	10/25/07	**Analysis Date..:**	10/26/07		
Prep Batch #...:	7298360				
Dilution Factor:	1	**Method.....:**	SW846 6860		

PARAMETER	RESULT	REPORTING LIMIT	UNITS	MDL
Perchlorate	ND	0.10	ug/L	0.0088

Environmental Quality Mgt., Inc.

Client Sample ID: FWGWBGmw-007C-0549-GF

HPLC

Lot-Sample #...:	A7J110121-017	**Work Order #...:**	J8NRN1AE	**Matrix.....:**	WG
Date Sampled...:	10/10/07 09:00	**Date Received..:**	10/11/07		
Prep Date.....:	10/25/07	**Analysis Date..:**	10/26/07		
Prep Batch #...:	7298360				
Dilution Factor:	1	**Method.....:**	SW846 6860		

PARAMETER	RESULT	REPORTING LIMIT	UNITS	MDL
Perchlorate	ND	0.10	ug/L	0.0088

Environmental Quality Mgt., Inc.

Client Sample ID: FWGDETmw-4bR-0527-GF

HPLC

Lot-Sample #...: A7J110121-019 **Work Order #...:** J8NRV1AE **Matrix.....:** WG
Date Sampled...: 10/10/07 10:40 **Date Received..:** 10/11/07
Prep Date.....: 10/25/07 **Analysis Date..:** 10/26/07
Prep Batch #...: 7298360
Dilution Factor: 1 **Method.....:** SW846 6860

PARAMETER	RESULT	REPORTING LIMIT	UNITS	MDL
Perchlorate	ND	0.10	ug/L	0.0088

Environmental Quality Mgt., Inc.

Client Sample ID: FWGDETmw-3bR-0526-GF

HPLC

Lot-Sample #...:	A7J110121-021	**Work Order #...:**	J8NR11AE	**Matrix.....:**	WG
Date Sampled...:	10/10/07 11:00	**Date Received..:**	10/11/07		
Prep Date.....:	10/25/07	**Analysis Date..:**	10/26/07		
Prep Batch #...:	7298360				
Dilution Factor:	1	**Method.....:**	SW846 6860		

PARAMETER	RESULT	REPORTING LIMIT	UNITS	MDL
Perchlorate	ND	0.10	ug/L	0.0088

Environmental Quality Mgt., Inc.

Client Sample ID: FWGLL12mw-187C-0534-GF

HPLC

Lot-Sample #...: A7J110121-023 Work Order #...: J8NR71AA Matrix.....: WG
Date Sampled...: 10/10/07 13:00 Date Received..: 10/11/07
Prep Date.....: 10/25/07 Analysis Date..: 10/26/07
Prep Batch #...: 7298360
Dilution Factor: 1 Method.....: SW846 6860

PARAMETER	RESULT	REPORTING LIMIT	UNITS	MDL
Perchlorate	0.025 J	0.10	ug/L	0.0088

NOTE(S):

J Estimated result. Result is less than RL.

Environmental Quality Mgt., Inc.

Client Sample ID: FWGLL12mw-186C-0533-GF

HPLC

Lot-Sample #...:	A7J110121-025	**Work Order #...:**	J8NTF1AE	**Matrix.....:**	WG
Date Sampled...:	10/10/07 13:50	**Date Received..:**	10/11/07		
Prep Date.....:	10/25/07	**Analysis Date..:**	10/26/07		
Prep Batch #...:	7298360				
Dilution Factor:	1	**Method.....:**	SW846 6860		

PARAMETER	RESULT	REPORTING LIMIT	UNITS	MDL
Perchlorate	ND	0.10	ug/L	0.0088

Environmental Quality Mgt., Inc.

Client Sample ID: FWGBKGmw-017C-0518-GF

HPLC

Lot-Sample #...:	A7J110121-027	**Work Order #...:**	J8NTL1AE	**Matrix.....:**	WG
Date Sampled...:	10/10/07 16:10	**Date Received..:**	10/11/07		
Prep Date.....:	10/25/07	**Analysis Date..:**	10/26/07		
Prep Batch #...:	7298360				
Dilution Factor:	1	**Method.....:**	SW846 6860		

PARAMETER	RESULT	REPORTING LIMIT	UNITS	MDL
Perchlorate	ND	0.10	ug/L	0.0088

Quantify Sample Report
IC Perchlorate Analysis

Sample List: C:\MassLynx\IC Perchlorate.PRO\SampleDB\ic17j25(01)
Last modified: Fri Oct 26 10:42:31 2007
Method: C:\MassLynx\IC Perchlorate.PRO\MethDB\ic17i25B
Last modified: Mon Oct 15 10:36:45 2007
Job Code:

Printed: Fri Oct 26 10:45:26 2007

Name: ic17I2509
Text: 200 ng/L ICV

1: 18O Perchlorate

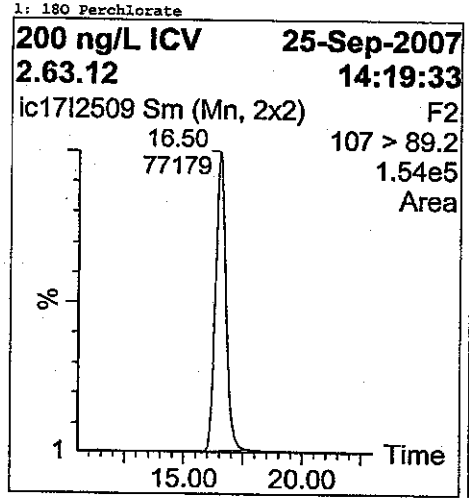

2: Perchlorate

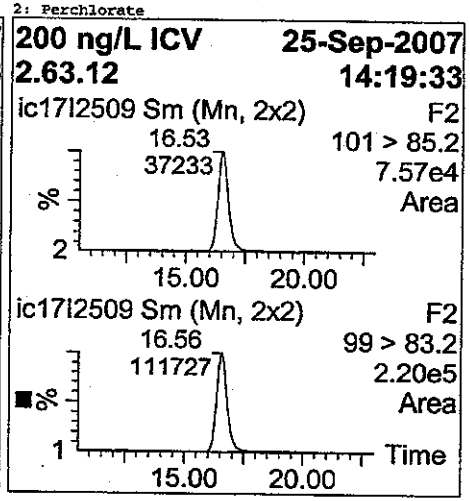

#	Name	RT	Area	Flags	ng/L or kg()	%Rec	Cal.File	Cal.Date	Mod.Comment
1	18O Perchlorate	16.498	77179	bb	1.020	101.97	ic17i25	25/Sep/07	
2	Perchlorate	16.555	111727	bb	228.134	[illegible]	ic17i25	25/Sep/07	

Analyst: Tim O'Donnell

METHOD BLANK REPORT

HPLC

Client Lot #...: A7J110121 **Work Order #...:** J9TK81AA **Matrix.....:** WATER
MB Lot-Sample #: R7J250000-360

Prep Date.....: 10/25/07
Analysis Date..: 10/25/07 **Prep Batch #...:** 7298360
Dilution Factor: 1

PARAMETER	RESULT	REPORTING LIMIT	UNITS	METHOD
Perchlorate	ND	0.10	ug/L	SW846 6860

NOTE(S):

Calculations are performed before rounding to avoid round-off errors in calculated results.

LABORATORY CONTROL SAMPLE EVALUATION REPORT

HPLC

Client Lot #...: A7J110121 **Work Order #...:** J9TK81AC **Matrix.....:** WATER
LCS Lot-Sample#: R7J250000-360
Prep Date.....: 10/25/07 **Analysis Date..:** 10/25/07
Prep Batch #...: 7298360
Dilution Factor: 1

PARAMETER	PERCENT RECOVERY	RECOVERY LIMITS	METHOD
Perchlorate	112	(80 - 120)	SW846 6860

NOTE(S):

Calculations are performed before rounding to avoid round-off errors in calculated results.

Bold print denotes control parameters

MATRIX SPIKE SAMPLE EVALUATION REPORT

HPLC

Client Lot #...: A7J110121 **Work Order #...:** J8NP41AM-MS **Matrix.....:** WG
MS Lot-Sample #: A7J110121-006 J8NP41AN-MSD
Date Sampled...: 10/10/07 13:15 **Date Received..:** 10/11/07
Prep Date.....: 10/25/07 **Analysis Date..:** 10/26/07
Prep Batch #...: 7298360
Dilution Factor: 1

PARAMETER	PERCENT RECOVERY	RECOVERY LIMITS	RPD	RPD LIMITS	METHOD
Perchlorate	**114**	**(80 - 120)**			**SW846 6860**
	111	**(80 - 120)**	**3.0**	**(0-15)**	**SW846 6860**

NOTE(S):

Calculations are performed before rounding to avoid round-off errors in calculated results.

Bold print denotes control parameters

Reporting Limits Outlier Report (detected results reported below the reporting limit)

Lab Report Batch: A7J110121 **Lab ID:** STLCAN

Client Sample ID	Lab Sample ID	Analysis Method	Matrix	Analyte Name	Lab Qualifier	Result	EDD Reporting Limit	Units
FWGBKGmw-012C-0514-	A7J110121012	6010B	AQ	Nickel	B	3.3	10.0	ug/L
		6020		Aluminum	B	27.2	50.0	ug/L
				Zinc	B	7.5	10.0	ug/L
FWGBKGmw-012C-0514-	A7J110121011	8081A		beta-BHC	J	0.026	0.030	ug/L
		8270C		bis(2-Ethylhexyl) phthalate	J	1.5	10	ug/L
FWGBKGmw-013C-0515-	A7J110121006	6020		Zinc	B	5.1	10.0	ug/L
FWGBKGmw-017C-0518-	A7J110121027			Aluminum	B	41.6	50.0	ug/L
				Zinc	B	4.9	10.0	ug/L
FWGBKGmw-DUP1-0551-	A7J110121014			Aluminum	B	37.7	50.0	ug/L
				Zinc	B	8.2	10.0	ug/L
FWGBKGmw-DUP1-0551-	A7J110121013	8081A		beta-BHC	J	0.0099	0.030	ug/L
				Methoxychlor	J	0.027	0.10	ug/L
		8270C		bis(2-Ethylhexyl) phthalate	J	0.95	10	ug/L
FWGDA2mw-DET1bR-05	A7J110121004	6020		Zinc	B	2.5	10.0	ug/L
FWGDETmw-3bR-0526-G	A7J110121021			Zinc	B	3.0	10.0	ug/L
FWGDETmw-4bR-0527-G	A7J110121018	8081A		beta-BHC	J	0.017	0.030	ug/L
		8270C		bis(2-Ethylhexyl) phthalate	J B	4.9	10	ug/L
FWGEQUIPRINSE3-0558-	A7J110121007	6010B		Barium	B	0.72	10.0	ug/L
				Potassium	B J	145	1000	ug/L
		6020		Antimony	B	0.23	2.0	ug/L
		8260B		Ethylbenzene	J	0.34	1.0	ug/L
				M&P-XYLENES	J	1.7	2.0	ug/L
				o-Xylene	J	0.48	1.0	ug/L
		8270C		Benzyl alcohol	J	1.2	5.0	ug/L
				bis(2-Ethylhexyl) phthalate	J	1.2	10	ug/L
FWGLL12mw-186C-0533-	A7J110121025	6020		Zinc	B	4.3	10.0	ug/L
FWGLL12mw-186C-0533-	A7J110121024	8081A		beta-BHC	J	0.014	0.030	ug/L
		8270C		bis(2-Ethylhexyl) phthalate	J B	2.2	10	ug/L
FWGLL12mw-187C-0534-	A7J110121023	6860		Perchlorate	J	0.025	0.10	ug/L
FWGTEAM1-TRIP	A7J110121008	8260B		Acetone	J	4.0	10	ug/L
				Methylene chloride	J	0.55	2.0	ug/L
FWGTEAM2-TRIP	A7J110121028			Acetone	J	3.9	10	ug/L
				Methylene chloride	J	0.61	2.0	ug/L
FWGTEAM3-TRIP	A7J110121015			Acetone	J	3.9	10	ug/L
				Methylene chloride	J	0.52	2.0	ug/L
FWGWBGmw-006C-0548-	A7J110121010	6010B		Potassium	B J	820	1000	ug/L

Reporting Limits Outlier Report (detected results reported below the reporting limit)

Lab Report Batch: A7J110121 **Lab ID:** STLCAN

Client Sample ID	Lab Sample ID	Analysis Method	Matrix	Analyte Name	Lab Qualifier	Result	EDD Reporting Limit	Units
FWGWBGmw-006C-0548-	A7J110121010	6860	AQ	Perchlorate	J	0.032	0.10	ug/L
FWGWBGmw-007C-0549-	A7J110121017	6010B		Arsenic	B	4.5	5.0	ug/L
		6020		Zinc	B	3.2	10.0	ug/L
FWGWBGmw-007C-0549-	A7J110121016	9012A		Cyanide	B	0.0095	0.010	mg/L
FWGWBGmw-009C-0550-	A7J110121002	6010B		Potassium	B J	878	1000	ug/L
		6020		Antimony	B	0.24	2.0	ug/L
				Zinc	B	2.4	10.0	ug/L
FWGWBGmw-009C-0550-	A7J110121001	8270C		bis(2-Ethylhexyl) phthalate	J	5.0	10	ug/L

QC Outlier Report: Non-Qualified Outliers for Reporting Limits
(Sample is non-detect but reported result exceeds project requirements for reporting limit)

Lab Report Batch: A7J110121 **Lab ID:** STLCAN

Client Sample ID	Lab Sample ID	Analysis Method	Matrix	Analyte Name	Lab Qualifier	Result	Reporting Limit Criteria*	Units
FWGBKGmw-012C-0514-	A7J110121011	8330	AQ	2-Nitrotoluene	U	0.50	0.20	ug/L
				3-Nitrotoluene	U	0.50	0.20	ug/L
				4-Nitrotoluene	U	0.50	0.20	ug/L
FWGBKGmw-013C-0515-	A7J110121005	8330	AQ	2-Nitrotoluene	U	0.49	0.20	ug/L
				3-Nitrotoluene	U	0.49	0.20	ug/L
				4-Nitrotoluene	U	0.49	0.20	ug/L
FWGBKGmw-017C-0518-	A7J110121026	8330	AQ	2-Nitrotoluene	U	0.55	0.22	ug/L
				3-Nitrotoluene	U	0.55	0.22	ug/L
				4-Nitrotoluene	U	0.55	0.22	ug/L
FWGBKGmw-DUP1-0551-	A7J110121013	8330	AQ	2-Nitrotoluene	U	0.48	0.19	ug/L
				3-Nitrotoluene	U	0.48	0.19	ug/L
				4-Nitrotoluene	U	0.48	0.19	ug/L
FWGDA2mw-DET1bR-05	A7J110121003	8330	AQ	2-Nitrotoluene	U	0.50	0.20	ug/L
				3-Nitrotoluene	U	0.50	0.20	ug/L
				4-Nitrotoluene	U	0.50	0.20	ug/L
FWGDETmw-3bR-0526-G	A7J110121020	8330	AQ	2-Nitrotoluene	U	0.56	0.23	ug/L
				3-Nitrotoluene	U	0.56	0.23	ug/L
				4-Nitrotoluene	U	0.56	0.23	ug/L
FWGDETmw-4bR-0527-G	A7J110121018	8330	AQ	2-Nitrotoluene	U	0.76	0.30	ug/L
				3-Nitrotoluene	U	0.76	0.30	ug/L
				4-Nitrotoluene	U	0.76	0.30	ug/L
FWGEQUIPRINSE3-0558-	A7J110121007	6010B	AQ	Calcium	U	1000	100.00	ug/L
				Magnesium	U	1000	100.00	ug/L
				Sodium	U	1000	200.00	ug/L
		8330		2-Nitrotoluene	U	0.48	0.19	ug/L
				3-Nitrotoluene	U	0.48	0.19	ug/L
				4-Nitrotoluene	U	0.48	0.19	ug/L

* Reporting Limit Criteria = (Dilution Factor) * (Reporting Limit from the reference project library) * (Percent Moisture Correction)
Percent Moisture Correction:
Soil: 100 / (100 - Percent Moisture)
Water: 1

Project Number and Name: **030240.0005 - Ravenna GW**

QC Outlier Report: Non-Qualified Outliers for Reporting Limits
(Sample is non-detect but reported result exceeds project requirements for reporting limit)

Lab Report Batch: A7J110121 **Lab ID:** STLCAN

Client Sample ID	Lab Sample ID	Analysis Method	Matrix	Analyte Name	Lab Qualifier	Result	Reporting Limit Criteria*	Units
FWGLL12mw-186C-0533-	A7J110121024	8330	AQ	2-Nitrotoluene	U	0.52	0.21	ug/L
				3-Nitrotoluene	U	0.52	0.21	ug/L
				4-Nitrotoluene	U	0.52	0.21	ug/L
FWGWBGmw-006C-0548-	A7J110121009	8330	AQ	2-Nitrotoluene	U	2.5	1.01	ug/L
				3-Nitrotoluene	U	2.5	1.01	ug/L
				4-Nitrotoluene	U	2.5	1.01	ug/L
FWGWBGmw-007C-0549-	A7J110121016	8270C	AQ	2,4,6-Trichlorophenol	U	6.2	5.00	ug/L
				Benzo(a)anthracene	U	0.25	0.20	ug/L
				bis(2-Ethylhexyl) phthalate	U	12	10.00	ug/L
				Hexachlorocyclopentadiene	U	12	10.00	ug/L
		8330		2-Nitrotoluene	U	0.52	0.21	ug/L
				3-Nitrotoluene	U	0.52	0.21	ug/L
				4-Nitrotoluene	U	0.52	0.21	ug/L
FWGWBGmw-009C-0550-	A7J110121001	8330	AQ	2-Nitrotoluene	U	0.48	0.19	ug/L
				3-Nitrotoluene	U	0.48	0.19	ug/L
				4-Nitrotoluene	U	0.48	0.19	ug/L

* Reporting Limit Criteria = (Dilution Factor) * (Reporting Limit from the reference project library) * (Percent Moisture Correction)
Percent Moisture Correction:
Soil: 100 / (100 - Percent Moisture)
Water: 1

Project Number and Name: **030240.0005 - Ravenna GW**

Data Verification Summary

Site: Ravenna Army Ammunition Plant
Sampling Event: October 2007
STL Sample Delivery Group: A7J110400 **Date:** January 15, 2008
COC#: 117220, 117221, 117219 **Revision:** 1

Data Validator: Angye Dragotta/Environmental Quality Management, Inc. (EQM, Inc.)

QA/QC Summary

On October 10, 2007 and October 11, 2007 the following samples were collected from groundwater-monitoring wells at Ravenna Army Ammunition Plant and analyzed as part of SDG A7J110400.

Field Sample ID	Analytes	Method
FWGBKGmw-004c-0509-GW	VOCs	SW846 8260B
FWGBKGmw-008c-0512-GW	SVOCs	SW846 8270C
FWGBKGmw-016c-0517-GW	Pesticides	SW846 8081A
FWGBKGmw-021c-0522-GW	PCBs	SW846 8082
FWGBKGmw-018c-0519-GW	Explosives	SW846 8330
FWGBKGmw-dup5c-0555-GW	Nitroguanidine	SW846 8330 modified
FWGBKGmw-006c-0511-GW	Nitrocellulose	EPA 353.2 modified
FWGBKGmw-005c-0510-GW	Cyanide	SW846 9012A
FWGEQIPRINSE4-0559-GW		
FWGBKGmw-019c-0520-GW		
FWGBKGmw-020c-0521-GW		
FWGBKGmw-015c-0516-GW		
FWGBKGmw-004c-0509-GF	TAL23 Metals	SW846 6010B/6020/7470A
FWGBKGmw-008c-0512-GF	Perchlorate	SW846 6860
FWGBKGmw-016c-0517-GF		
FWGBKGmw-021c-0522-GF		
FWGBKGmw-018c-0519-GF		
FWGBKGmw-dup5c-0555-GF		
FWGBKGmw-006c-0511-GF		
FWGBKGmw-005c-0510-GF		
FWGEQIPRINSE4-0559-GF		
FWGBKGmw-019c-0520-GF		
FWGBKGmw-020c-0521-GF		
FWGBKGmw-015c-0516-GF		
FWGTeam1-Trip	VOCs	SW846 8260B
FWGTeam2-Trip		
FWGTeam3-Trip		

Data Verification Summary

Site: Ravenna Army Ammunition Plant
Sampling Event: October 2007
STL Sample Delivery Group: A7J110400 **Date:** January 15, 2008
COC#: 117220, 117221, 117219 **Revision:** 1

The data presented in this report were evaluated according to the *Final Quality Assurance Project Plan Addendum for the Facility-Wide Groundwater Monitoring Program Ravenna Army Ammunition Plant Ravenna, OH, Portage Environmental, September 2004.* The following documents will be used as needed to supplement the project documentation: *Louisville Chemistry Guidelines, USACE, June 2002 version 5, EPA National Functional Guidelines (NFG) for Organic Data Review, EPA-540/R-99-008, October 1999, NFG for Inorganic Data Review, EPA-540/R-04-004, October 2004*, Analytical Methods, and Laboratory Standard Operating Procedures. These objectives represent accuracy and precision performance goals for each analytical method.

Fourteen coolers were received at the lab. The coolers were received within acceptable National Environmental Laboratory Accreditation (NELAC) criteria of 0-6°C.

The completeness objective for the project was 90%. The completeness objective was met for this SDG, 98.4%. Limitations, if any, on the data are indicated with qualifiers detailed below.

SUMMARY OF QUALIFICATIONS AND QC OUTLIERS:

Sample ID	Method	Analyte	Concentration (µg/L)	Flag	Reason
FWGBKGmw-004c-0509-GF	6860	Perchlorate	0.12	J	SSCV recovery was above control limits.
	6010B	Silver	5.0	R	MRL check recovered below 65%
		Manganese	0.65	J	Result was between the MDL and RL. Lab duplicate RPD was above control limits
		Potassium	707	J	Result was between the MDL and RL.
	6020	Antimony	0.28	J	Result was between the MDL and RL. Lab duplicate RPD was above control limits
		Iron	60	J	Lab duplicate RPD was above control limits
		Zinc	5.5	J	Result was between the MDL and RL.
FWGBKGmw-004c-0509-GW	353.3 mod	Nitrocellulose	0.50 mg/L	UJ	MS/MSD RPD was above control limits
	8081A	Endosulfan I	0.025	UJ	LCS and surrogate recoveries were below control limits

Data Verification Summary

Site: Ravenna Army Ammunition Plant
Sampling Event: October 2007
STL Sample Delivery Group: A7J110400
COC#: 117220, 117221, 117219

Date: January 15, 2008
Revision: 1

Sample ID	Method	Analyte	Concentration (µg/L)	Flag	Reason
FWGBKGmw-004c-0509-GW	8081A	4,4'-DDD	0.030	UJ	MRL check and surrogate recoveries were below control limits.
		All other analytes	Various	UJ	Surrogate recovery was below control limits
	8270C	2,4- Dinitrophenol	6.1	UJ	MS/MSD, MRL Check, and surrogates recovered below control limits.
		2,4,5- Trichlorophenol	6.1	UJ	Surrogates recovered below control limits
		2,4,6-Trichlorophenol	6.1	UJ	
		2,4-Dichlorophenol	2.4	UJ	
		2,4-Dimethylphenol	2.4	UJ	
		2-Chlorophenol	1.2	UJ	
		2-Methylphenol	1.2	UJ	
		2-Nitrophenol	2.4	UJ	
		4,6-Dinitro-2-methylphenol	6.1	UJ	
		4-Chloro-3-methylphenol	2.4	UJ	
		4-Methylphenol	1.2	UJ	
		4-Nitrophenol	6.1	UJ	
		Benzyl alcohol	6.1	UJ	
		Pentachlorophenol	6.1	UJ	
		Phenol	1.2	UJ	
		Benzoic Acid	12	R	LCS recovered below 30%. MS/MSD and MRL check recoveries were below control limits;
		Hexachlorocyclopentadiene	12	R	LCS recovered below 30%. MS/MSD recovery and RPD were below control limits
	9012A	Cyanide	0.010 mg/L	UJ	MS recovery was below control limits
	8330 Mod	Nitroguanidine	20	UJ	Sampling to Extraction hold time exceeded.
FWGBKGmw-005c-0510-GF	6860	Perchlorate	0.013	J	SSCV recovery was above control limits. Result was between the MDL and RL

Data Verification Summary

Site: Ravenna Army Ammunition Plant
Sampling Event: October 2007
STL Sample Delivery Group: A7J110400
COC#: 117220, 117221, 117219

Date: January 15, 2008
Revision: 1

Sample ID	Method	Analyte	Concentration (µg/L)	Flag	Reason
FWGBKGmw-005c-0510-GF	6010B	Manganese	2.9	J	Result was between the MDL and RL. Lab duplicate RPD was above control limits
		Nickel	3.6	J	Result was between the MDL and RL.
		Silver	5.0	R	MRL check recovered below 65%
	6020	Iron	251	J	Lab duplicate RPD was above control limits
		Zinc	5.2	J	Result was between the MDL and RL.
FWGBKGmw-005c-0510-GW	353.3 mod	Nitrocellulose	0.50 mg/L	UJ	MS/MSD RPD was above control limits
	8081A	Endosulfan I	0.025	UJ	LCS recovery was below control limits
		4,4'-DDD	0.030	UJ	MRL checked recovered below control limits
	8270C	2,4- Dinitrophenol	5.0	UJ	MRL Check recovered below control limits;
		Benzoic Acid	10	R	LCS recovered below 30%. MRL check recovery was below control limits
		Hexachlorocyclopentadiene	10	R	LCS recovered below 30%.
	9012A	Cyanide	0.010 mg/L	UJ	MS recovery was below control limits
	8330 Mod	Nitroguanidine	20	UJ	Sampling to Extraction hold time exceeded.
FWGBKGmw-006-0511-GF	6860	Perchlorate	0.020	J	SSCV was above control limits. Result was between the MDL and RL
	6010B	Manganese	191	J	Lab duplicate RPD was above control limits
		Silver	5.0	R	MRL check recovered below 65%
	6020	Iron	742	J	Lab duplicate RPD was above control limits
FWGBKGmw-006-0511-GW	353.3 mod	Nitrocellulose	0.50 mg/L	UJ	MS/MSD RPD was above control limits

Data Verification Summary

Site: Ravenna Army Ammunition Plant
Sampling Event: October 2007
STL Sample Delivery Group: A7J110400
COC#: 117220, 117221, 117219

Date: January 15, 2008
Revision: 1

Sample ID	Method	Analyte	Concentration (µg/L)	Flag	Reason
FWGBKGmw-006-0511-GW	8081A	Endosulfan I	0.025	UJ	LCS and surrogate recoveries were below control limits
		4,4'-DDD	0.030	UJ	MRL check and surrogate recoveries were below control limits.
		All other analytes	Various	UJ	Surrogate recoveries were below control limits;
	8082	All Aroclors	0.50	UJ	Surrogate recovery was below control limits
	8270C	2,4- Dinitrophenol	5.0	UJ	MRL Check recovered outside control limits;
		Benzoic Acid	10.0	R	LCS recovered below 30%. MRL check recovery was below control limits
		Hexachlorocyclopentadiene	10	R	LCS recovered below 30%.
	9012A	Cyanide	0.010 mg/L	UJ	MS recovery was below control limits
	8330 Mod	Nitroguanidine	20	UJ	Sampling to Extraction hold time exceeded.
FWGBKGmw-008c-0512-GF	6860	Perchlorate	0.028	J	SSCV was above control limits. Result was between the MDL and RL
	6010B	Potassium	511	J	Results were between the MDL and RL
		Barium	4.7	J	
		Manganese	29.1	J	Lab duplicate RPD was above control limits
		Silver	5.0	R	MRL check recovered below 65%
	6020	Antimony	0.26	J	Result was between the MDL and RL. Lab duplicate RPD was above control limits
	6020	Iron	64.2	J	Lab duplicate RPD was above control limits
		Zinc	6.4	J	Result was between the MDL and RL.
FWGBKGmw-008c-0512-GW	353.3 mod	Nitrocellulose	0.50 mg/L	UJ	MS/MSD RPD was above control limits

Data Verification Summary

Site: Ravenna Army Ammunition Plant
Sampling Event: October 2007
STL Sample Delivery Group: A7J110400
COC#: 117220, 117221, 117219

Date: January 15, 2008
Revision: 1

Sample ID	Method	Analyte	Concentration (µg/L)	Flag	Reason
FWGBKGmw-008c-0512-GW	8081A	Endosulfan I	0.025	UJ	LCS recovery was below control limits
		4,4'-DDD	0.030	UJ	MRL checked recovered below control limits
	8270C	2,4- Dinitrophenol	5.0	UJ	MRL Check recovered outside control limits;
		Benzoic Acid	10	R	LCS recovered below 30%. MRL check recovery was below control limits
		Hexachlorocyclopentadiene	10	R	LCS recovered below 30%.
	9012A	Cyanide	0.010 mg/L	UJ	MS recovery was below control limits
	8330 Mod	Nitroguanidine	20	UJ	Sampling to Extraction hold time exceeded.
FWGBKGmw-015C-0516-GF	6010B	Manganese	11.0	J	Lab duplicate RPD was above control limits
		Nickel	3.7	J	Result was between the MDL and RL
		Silver	5.0	R	MRL check recovered below 65%
	6020	Iron	95.7	J	Lab duplicate RPD was above control limits
FWGBKGmw-015C-0516-GW	353.3 mod	Nitrocellulose	0.50 mg/L	UJ	MS/MSD RPD was above control limits
	8081A	Endosulfan I	0.025	UJ	LCS recovery was below control limits
		4,4'-DDD	0.030	UJ	MRL checked recovered below control limits
	8270C	2,4- Dinitrophenol	5.0	UJ	MRL Check recovered outside control limits;
		Benzoic Acid	10.0	R	LCS recovered below 30%. MRL check recovery was below control limits
		Hexachlorocyclopentadiene	10	R	LCS recovered below 30%.
	9012A	Cyanide	0.010 mg/L	UJ	MS recovery was below control limits

Data Verification Summary

Site: Ravenna Army Ammunition Plant
Sampling Event: October 2007
STL Sample Delivery Group: A7J110400
COC#: 117220, 117221, 117219

Date: January 15, 2008
Revision: 1

Sample ID	Method	Analyte	Concentration (µg/L)	Flag	Reason
FWGBKGmw-015C-0516-GW	8330 Mod	Nitroguanidine	20	UJ	Sampling to Extraction hold time exceeded.
FWGBKGmw-016C-0517-GF	6860	Perchlorate	0.057	J	SSCV was above control limits. Result was between the MDL and RL
	6010B	Manganese	8.2	J	Lab duplicate RPD was above control limits; Result was between the MDL and RL
		Silver	5.0	R	MRL check recovered below 65%
		Potassium	576	J	Results were between the MDL and RL
	6020	Aluminum	24.7	J	
		Zinc	4.5	J	
		Iron	28.3	J	Lab duplicate RPD was above control limits
FWGBKGmw-016C-0517-GW	353.3 mod	Nitrocellulose	0.50 mg/L	UJ	MS/MSD RPD was above control limits
	8081A	Endosulfan I	0.025	UJ	LCS and surrogate recoveries were below control limits
		4,4'-DDD	0.030	UJ	MRL checked recovered below control limits
		Beta-BHC	0.0093	J	Result was between the MDL and RL
	8270C	2,4- Dinitrophenol	5.0	UJ	MRL Check recovered outside control limits;
		Benzoic Acid	10.0	R	LCS recovered below 30%. MRL check recovery was below control limits
		Hexachlorocyclopentadiene	10	R	LCS recovered below 30%.
		Bis(2-ethylhexyl)phthalate	4.3	J	Result was between the MDL and RL
	9012A	Cyanide	0.010 mg/L	UJ	MS recovery was below control limits
	8330 Mod	Nitroguanidine	20	UJ	Sampling to Extraction hold time exceeded.

Data Verification Summary

Site: Ravenna Army Ammunition Plant
Sampling Event: October 2007
STL Sample Delivery Group: A7J110400
COC#: 117220, 117221, 117219

Date: January 15, 2008
Revision: 1

Sample ID	Method	Analyte	Concentration (µg/L)	Flag	Reason
FWGBKGmw-018C-0519-GF	6860	Perchlorate	0.023	J	SSCV was above control limits. Result was between the MDL and RL
	6010B	Silver	5.0	R	MRL check recovered below 65%
		Manganese	13.0	J	Lab and field duplicate RPDs were above control limits
	6020	Iron	141	J	Lab duplicate RPD was above control limits
		Zinc	3.5	J	Result was between the MDL and RL; field duplicate RPD was above control limits
FWGBKGmw-018C-0519-GW	353.3 mod	Nitrocellulose	0.23 mg/L	J	Result was between the MDL and RL; MS/MSD RPD was above control limits
	8081A	Endosulfan I	0.025	UJ	LCS recovery was below control limits
		4,4'-DDD	0.030	UJ	MRL checked recovered below control limits
	8270C	2,4- Dinitrophenol	5.0	UJ	MRL Check recovered outside control limits;
		Benzoic Acid	10.0	R	LCS recovered below 30%. MRL check recovery was below control limits
		Hexachlorocyclopentadiene	10	R	LCS recovered below 30%.
		Bis(2-ethylhexyl)phthalate	1.4	J	Result was between the MDL and RL; field duplicate RPD was above control limits
	9012A	Cyanide	0.010 mg/L	UJ	MS recovery was below control limits
	8330 Mod	Nitroguanidine	20	UJ	Sampling to Extraction hold time exceeded.
FWGBKGmw-019C-0520-GF	6010B	Manganese	189	J	Lab duplicate RPD was above control limits
		Silver	5.0	R	MRL check recovered below 65%

Data Verification Summary

Site: Ravenna Army Ammunition Plant
Sampling Event: October 2007
STL Sample Delivery Group: A7J110400
COC#: 117220, 117221, 117219

Date: January 15, 2008
Revision: 1

Sample ID	Method	Analyte	Concentration (µg/L)	Flag	Reason
FWGBKGmw-019C-0520-GF	6020	Iron	551	J	Lab duplicate RPD was above control limits
		Zinc	2.9	J	Result was between the MDL and RL;
FWGBKGmw-019C-0520-GW	353.3 mod	Nitrocellulose	0.50 mg/L	UJ	MS/MSD RPD was above control limits
	8081A	Endosulfan I	0.025	UJ	LCS and surrogate recoveries were below control limits
		4,4'-DDD	0.030	UJ	MRL check and surrogate recoveries were below control limits.
		Beta-BHC	0.0073	J	Result was between the MDL and RL; surrogate recoveries were below control limits.
		All other analytes	Various	UJ	Surrogate recoveries were below control limits
	8082	All Aroclors	0.5	UJ	Surrogate recoveries were below control limits
	8270C	2,4- Dinitrophenol	5.0	UJ	MRL Check recovered outside control limits;
		Benzoic Acid	10.0	R	LCS recovered below 30%. MRL check recovery was below control limits
		Hexachlorocyclopentadiene	10	R	LCS recovered below 30%.
	9012A	Cyanide	0.010 mg/L	UJ	MS recovery was below control limits
	8330 Mod	Nitroguanidine	20	UJ	Sampling to Extraction hold time exceeded.
FWGBKGmw-020C-0521-GF	6010B	Manganese	756	J	Lab duplicate RPD was above control limits
		Silver	5.0	R	MRL check recovered below 65%
	6020	Iron	2390	J	Lab duplicate RPD was above control limits
FWGBKGmw-020C-0521-GW	353.3 mod	Nitrocellulose	0.50 mg/L	UJ	MS/MSD RPD was above control limits
	8081A	Endosulfan I	0.025	UJ	LCS recovery was below control limits

Data Verification Summary

Site: Ravenna Army Ammunition Plant
Sampling Event: October 2007
STL Sample Delivery Group: A7J110400
COC#: 117220, 117221, 117219

Date: January 15, 2008
Revision: 1

Sample ID	Method	Analyte	Concentration (µg/L)	Flag	Reason
FWGBKGmw-020C-0521-GW	8081A	4,4'-DDD	0.030	UJ	MRL check recovery was below control limits.
		Beta-BHC	0.013	J	Result was between the MDL and RL;
	8270C	2,4- Dinitrophenol	5.0	UJ	MRL Check recovered outside control limits;
		Benzoic Acid	10.0	R	LCS recovered below 30%. MRL check recovery was below control limits
		Hexachlorocyclopentadiene	10	R	LCS recovered below 30%.
	8330	Nitrobenzene	0.071	J	Result was between the MDL and RL;
	9012A	Cyanide	0.010 mg/L	UJ	MS recovery was below control limits
	8330 Mod	Nitroguanidine	20	UJ	Sampling to Extraction hold time exceeded.
FWGBKGmw-021C-0522-GF	6010B	Manganese	0.64	J	Lab duplicate RPD was above control limits; Result was between the MDL and RL;
		Silver	5.0	R	MRL check recovered below 65%
	6020	Iron	204	J	Lab duplicate RPD was above control limits
FWGBKGmw-021C-0522-GW	353.3 mod	Nitrocellulose	0.50 mg/L	UJ	MS/MSD RPD was above control limits
	8081A	Endosulfan I	0.025	UJ	LCS and surrogate recoveries were below control limits
		4,4'-DDD	0.030	UJ	MRL check and surrogate recoveries were below control limits.
		All other analytes	Various	UJ	Surrogate recoveries were below control limits
	8082	All Aroclors	0.5	UJ	Surrogate recoveries were below control limits
	8270C	2,4- Dinitrophenol	5.0	UJ	MRL Check recovered outside control limits;

Data Verification Summary

Site: Ravenna Army Ammunition Plant
Sampling Event: October 2007
STL Sample Delivery Group: A7J110400
COC#: 117220, 117221, 117219

Date: January 15, 2008
Revision: 1

Sample ID	Method	Analyte	Concentration (µg/L)	Flag	Reason
FWGBKGmw-021C-0522-GW	8270C	Benzoic Acid	10.0	R	LCS recovered below 30%. MRL check recovery was below control limits
		Hexachlorocyclopentadiene	10	R	LCS recovered below 30%.
		Bis(2-ethylhexyl)phthalate	0.89	J	Result was between the MDL and RL
	9012A	Cyanide	0.010 mg/L	UJ	MS recovery was below control limits
	8330 Mod	Nitroguanidine	20	UJ	Sampling to Extraction hold time exceeded.
FWGBKGmw-Dup5-0555-GF	6860	Perchlorate	0.023	J	SSCV was above control limits. Result was between the MDL and RL
	6010B	Manganese	16.8	J	Lab and Field duplicate RPDs were above control limits
		Silver	5.0	R	MRL check recovered below 65%
	6020	Iron	150	J	Lab duplicate RPD was above control limits
		Zinc	2.7	J	Result was between the MDL and RL; field duplicate RPD was above control limits
FWGBKGmw-Dup5-0555-GW	353.3 mod	Nitrocellulose	0.13	J	MS/MSD RPD was above control limits; Result was between the MDL and RL
	8081A	Endosulfan I	0.025	UJ	LCS and surrogate recoveries were below control limits
		4,4'-DDD	0.030	UJ	MRL check and surrogate recoveries were below control limits.
		All other analytes	Various	UJ	Surrogate recoveries were below control limits
	8082	All Aroclors	0.5	UJ	Surrogate recoveries were below control limits
	8270C	2,4- Dinitrophenol	5.0	UJ	MRL Check recovered outside control limits;

Data Verification Summary

Site: Ravenna Army Ammunition Plant
Sampling Event: October 2007
STL Sample Delivery Group: A7J110400
COC#: 117220, 117221, 117219

Date: January 15, 2008
Revision: 1

Sample ID	Method	Analyte	Concentration (µg/L)	Flag	Reason
FWGBKGmw-Dup5-0555-GW	8270C	Benzoic Acid	10.0	R	LCS recovered below 30%. MRL check recovery was below control limits
		Hexachlorocyclopentadiene	10	R	LCS recovered below 30%.
		Bis(2-ethylhexyl)phthalate	2.3	J	Result was between the MDL and RL
	9012A	Cyanide	0.010 mg/L	UJ	MS recovery was below control limits
	8330 Mod	Nitroguanidine	20	UJ	Sampling to Extraction hold time exceeded.
FWGEQUIP RINSE4-0559-GW	6010B	Silver	5.0	R	MRL check recovered below 65%
		Potassium	136	J	Result was between the MDL and RL
	353.3 mod	Nitrocellulose	0.50 mg/L	UJ	MS/MSD RPD was above control limits
	8081A	Endosulfan I	0.025	UJ	LCS recovery was below control limits
		4,4'-DDD	0.030	UJ	MRL check recovery was below control limits.
	8082	All Aroclors	0.5	UJ	Surrogate recoveries were below control limits
	8270C	2,4- Dinitrophenol	5.0	UJ	MRL Check recovered outside control limits;
		Dimethyl Phthalate	0.47	J	Result was between the MDL and RL
		Benzoic Acid	10.0	R	LCS recovered below 30%. MRL check recovery was below control limits
		Hexachlorocyclopentadiene	10	R	LCS recovered below 30%.
	9012A	Cyanide	0.010 mg/L	UJ	MS recovery was below control limits
	8330 Mod	Nitroguanidine	20	UJ	Sampling to Extraction hold time exceeded.
	8260B	2-Hexanone	0.77	J	Results were between the MDL and RL
		4-Methyl-2-pentanone	1.3	J	
		M&P- xylenes	0.34	J	
		O-xylene	0.22	J	

Data Verification Summary

Site: Ravenna Army Ammunition Plant
Sampling Event: October 2007
STL Sample Delivery Group: A7J110400
COC#: 117220, 117221, 117219

Date: January 15, 2008
Revision: 1

Sample ID	Method	Analyte	Concentration (µg/L)	Flag	Reason
FWGEQUIP RINSE4-0559-GW	8260B	Toluene	0.59	J	Results were between the MDL and RL
		Total Xylenes	0.56	J	
		Acetone	10	J	MRL check recovery was above control limits.
FWGTEAM1-Trip	8260B	Methylene Chloride	0.6	J	Result was between the MDL and RL
		Acetone	3.5	J	Result was between the MDL and RL; MRL check recovery was above control limits.
FWGTEAM2-Trip	8260B	Methylene Chloride	0.49	J	Result was between the MDL and RL
		Acetone	4.0	J	Result was between the MDL and RL; MRL check recovery was above control limits.
FWGTEAM3-Trip	8260B	Methylene Chloride	0.56	J	Result was between the MDL and RL
		Acetone	3.0	J	Result was between the MDL and RL; MRL check recovery was above control limits.

J = Analyte concentration is considered an estimated value.
MDL = Method Detection Limit
RL = reporting limit
MRL = Method Reporting Limit
RPD = Relative Percent Difference
CCV = Continuing Calibration Verification
U = Analyte is not detected.
R = Result is non-usable
LCS = Laboratory Control Sample
MS/MSD = Matrix Spike/Matrix Spike Duplicate
%D = Percent Difference
SSCV = Second source calibration verification

FWGBKGmw-DUP5-0555-GW was the field duplicate of FWGBKGmw-018c-0519-GW.

VOAs - 8260B

The following QC criteria were reviewed with acceptable results:

- Holding times, preservation, sample handling
- Tuning criteria
- Initial Calibration Criteria including SPCC and CCC compounds
- Internal standard area counts and retention times
- ICV criteria
- MDL verification criteria
- Method blank was free from contamination
- MS/MSD recovery and RPD criteria

- LCS recovery criteria
- Surrogate recoveries
- Field Duplicate RPD criteria

Opening MRL on 10/17 had Acetone %R at 155.2%. The closing MRL had Acetone %R at 134.1%. Sample FWGTeam3-Trip had acetone detected. The result was qualified estimated "J".

Closing MRL on 10/18 had Acetone %R at 188%. Samples FWGTeam2-Trip, FWGTeam1-trip, and FWGEQUIPRinse4-0559-GW had acetone detected. The results were qualified estimated "J".

Batch 7291329 CCV had Acetone %D at -27.64314 (greater than pos 20%D). The average %D was 5.8%; therefore no qualifications were made.

Batch 7291329 (10/17) method blank had Acetone detected at 0.9908ug/L. Batch 7289353(10/18/07) method blank had acetone detected at 1.2ug/L. There were on qualifications made because the contamination was less than ½ the MRL.

FWGTeam1-Trip had methylene chloride detected at 0.61 ug/L and acetone detected at 3.5 ug/L. There were no qualifications made because the contamination was less than ½ the MRL (10 ppb).

FWGTeam2-Trip had methylene chloride detected at 0.57 ug/L and acetone detected at 3.9 ug/L. There were no qualifications made because the contamination was less than ½ the MRL (10 ppb).

FWGTeam3-Trip had methylene chloride detected at 0.56 ug/L and acetone detected at 3.0 ug/L. There were no qualifications made because the contamination was less than ½ the MRL (10 ppb).

FWGEQUIPRinse3-0558-GW had o-xylene detected at 0.48 ug/L (RL of 1.0 ug/L), m,p-xylene detected at 1.7ug/L (RL of 2.0 ug/L), Acetone detected at 14 ug/L (RL of 10 ug/L), 2-butanone detected at 24 ug/L (RL of 10 ug/L), Toluene detected at 1.5 ug/L (RL of 1.0 ug/L), total Xylenes was detected at 2.2 ug/L (RL of 2.0 ug/L), and ethylbenzene detected at 0.34 ug/L (RL of 1.0 ug/L). There were no detected results therefore no qualifications were made.

FWGEQUIPRinse4-0559-GW had Acetone detected at 10 ug/L (RL of 10 ug/L), 2-butanone detected at 17ug/L (RL of 10 ug/L), Toluene detected at 0.59 ug/L (RL of 1.0 ug/L. There were no detected results therefore no qualifications were made.

SVOCs- 8270C
The following QC criteria were reviewed with acceptable results:

- Holding times, preservation, sample handling
- Tuning criteria
- Initial Calibration criteria including CCC and SPCC compounds
- ICV and CCV criteria
- Internal standard area counts and retention times

MDL verification check data was not provided. No qualifications were made since an evaluation could not be completed.

Closing MRL was below control limits for benzoic acid (60%) and 2,4-dinitrophenol (57.8%). All results were qualified estimated "J" for detected results and "UJ" for non-detects.

Bis(2-ethylhexyl)phthalate was detected in the method blank at 1.3ug/L; RL was 10 ug/L. No qualifications were made since the result was less than ½ the MRL.

FWGEQUIPRinse4-0559-GW (collected 10/11/07) Dimethyl Phthalate was detected at 0.47 ug/L; RL was 5.0 ug/L. Bis(2-ethylhexyl)phthalate was detected at 2.3; RL was 10 ug/L. Diethyl phthalate was detected at 4.2 ug/L; RL was 10ug/L. No qualifications were made since the results were less than ½ the MRL.

FWGEQUIPRinse3-0558-GW (collect 10/10/07) Benzyl alcohol was detected at 1.2 ug/L; RL was 5.0 ug/L. Bis(2-ethylhexyl)phthalate was detected at 2.3; RL was 10 ug/L. No qualifications were made since the results were less than ½ the MRL.

FWGEQUIPRinse4-0559-GWhad detects for dimethyl phthalate, bis(2-ethylhexyl)phthalate and diethylphthalate, FWGEQUIPRinse3-0558-GW had detects for bis(2-ethylhexyl)phthalate and benzyl alcohol. All detects were <1/2 MRL. No qualifications made.

The field dup, FWFBKGmw-Dup5-0555-GW, was not detect for bis(2-ethylhexyl)phthalate. The parent sample, FWGBKGmw-018C-0519-GW, was detected for bis(2-ethylhexyl) phthalate at 1.4 ug/l. FWGBKGmw-018C-0519-GW result was qualified estimated "J".

The LCS had hexachlorocyclopentadiene recovered at 7.6% (control limits 30-115%) and benzoic acid at 16% (30-136%). All results for hexachlorocyclopentadiene and benzoic acid were qualified non-usable "R".

Sample FWGBKGmw-004c-0509-GW was the parent MS/MSD sample.

- The MS had several analytes recover below LCG control limits (45-135%):
  benzoic acid (20%) hexachlorocyclopentadiene (12%)
  3,3'-dichlorobenzidine(36%) 2,4-Dinitrophenol (33%).
- The MSD had several analytes recover below LCG control limits (45-135%):
  Benzoic acid (20%) 3,3'-dichlorobenzidine(30%)

hexachlorocyclpentadiene (8.8%) 2,4-Dinitrophenol (36%).

Hexachlorocyclpentadiene and benzoic acid had LCS failures. The parent sample results were qualified non-usable "R". 2,4 dinitrophenol had MRL check failures. The parent result was qualified estimated "UJ". 3,3'-dichlorobenzidine was not qualified as there were no other QC outliers.

The following samples had surrogate 2-fluorophenol recover below control limits (50%). No qualifications were made because LCG (Attachment A "Data Validation Guidelines, Section 2.10) allows one surrogate failure without qualification: FWBKGmw-016c-0517-GW, FWBKGmw-021c-0522-GW, FWBKGmw-018c-0519-GW, FWBKGmw-DUP5-0555-GW, FWBKGmw-006c-0511-GW, FWGEQUIPrinse4-0559-GW, FWGEQUIPrinse3-0558-GW, FWBKGmw-019c-0520-GW, FWBKGmw-020c-0521-GW and FWBKGmw-015c-0516-GW.

Sample FWGBKGmw-004c-0509-GW had nitrobenzene-d5 (40%), 2-fluorobiphenyl (46%), phenol-d5 (43%), and 2-fluorophenol (20%) recover below control limits (50%). All associated results were qualified estimated "J" for detected results and "UJ" for non-detected results.

Sample FWGBKGmw-004c-0509-GW had 2,4,6-Tribromophenol (49%) and 2-fluorophenol (41%) recover below control limits (50%). All associated results were qualified estimated "J" for detected results and "UJ" for non-detected results.

Pesticides- 8081

The following QC criteria were reviewed with acceptable results:

- Holding times, preservation, sample handling
- Initial Calibration criteria
- DDT and Endrin breakdown criteria
- Retention time criteria
- MDL Verification criteria
- ICV criteria
- The method blank was free from contamination
- Equipment Rinse was free from contamination
- Second Column confirmation criteria
- Field Duplicate RPD criteria

MRL on 10/22 @ 1404 back column had 4,4'-DDD recover at 69.3%. All associated results were qualified estimated "J" for detected results and "UJ" for non-detected results.

CCVs

- 10/21 @ 1736 front column – 1 of the individual peaks %D was less than 15% (neg). The average %D across all 5 peaks was 7.57%; no qualifications were made.

- 10/22 @ 0210 back column – 4,4'-DDD (17.6%), recovered greater than 15% D. The average %D was 6.6%; no qualifications were made.
- 10/22 @ 1021 back column – 4,4'-DDD (18.7%), recovered greater than 15% D. The average %D was 7.2%; no qualifications were made.
- 10/22 @ 1427 front column – tox 1 of the individual peaks %D were less than 15% (neg). The average %D across all 5 peaks was 15.5%; the average %D was <30%; no qualifications were made.
- 10/22 @ 1427 back column – 4 of the individual peaks %D were less than 15% (neg). The average %D was <30%; no qualifications were made.
- 10/22 @ 1534 back column –4,4'-DDD (15.73%), recovered greater than 15% D. The average %D was <15%; no qualifications were made.
- 10/22 @ 2005 back column –4,4'-DDT (17.96%), Endrin Aldehyde(17.11%) and Endrin Ketone (17.81%) recovered greater than 15% D. The average %D was <15%; no qualifications were made.
- 10/23 @ 0141 front column – tox 1 of the individual peaks %D were less than 15% (neg). The average %D across all 5 peaks was 4.05%; No qualifications were made since toxaphene was reported as an average of the peaks and the average %D was less than 15%.
- 10/23 @ 0141 back column – tox 1 of the individual peaks %D were less than 15% (neg). No qualifications were made since toxaphene was reported as an average of the peaks and the average %D was less than 15%.
- 10/23 @ 0248 back column –4,4'-DDT (18.46%)and Endrin Ketone (17.81%) recovered greater than 15% D. The average %D was <15%; no qualifications were made.

Batch 7288309 LCS had Endosulfan I recover at 48%. Batch 7289038 LCS had Endosulfan I recover at 45%. The control limits were 50-160. All results were qualified estimated "J" for detected results and "UJ" for non-detected results.

Samples FWGBKGmw-016c-0517-GW and FWGBKGmw-004c-0509-GW were the parent MS/MSD samples. FWGBKGmw-004c-0509-GW had the delta-BHC MS/MSD RPD (26%); above the control limit of 20%. There were no other QC outliers; therefore no qualifications were made.

Samples FWGBKGmw-004c-0509-GW, FWGBKGmw-006c-0511-GW, FWGBKGmw-019c-0520-GW, and FWGBKGmw-021c-0522-GW had surrogate DCB recover below control limits. All associated results were qualified estimated "J" for detected results and "UJ" for non-detected results.

PCBs- 8082

The following QC criteria were reviewed with acceptable results:

- Holding times, preservation, sample handling

- Initial Calibration criteria
- Retention time criteria
- ICV and CCV criteria
- The method blank was free from contamination
- Equipment Rinse was free from contamination
- LCS/LCSD percent recoveries and RPD value criteria
- MS/MSD percent recoveries and RPD value criteria
- Second Column confirmation criteria
- Field duplicate RPD criteria

MDL verification check data for instrument a2hp10 was not provided. No qualifications were made since an evaluation could not be completed.

Opening MRL (10/17/07 @ 1508): The %D was above the limit (30% pos) for individual peaks in Aroclor 1016 and 1260. The average peak %D for Aroclor 1016 was 36.8% and Aroclor 1260 was 52%. There were no detected results; therefore no qualifications were made.

Closing MRL (10/18/07 @ 0653): The %D was above the limit (30% pos) for individual peaks in Aroclor 1260. The average peak %D for Aroclor 1260 was 26.6%. No qualifications were made since it was reported as an average of the peaks and the average %D was less than 30%.

Surrogate DCB recovered below control limits in LCS (40%) and samples FWGBKGmw-021c-0522-GW (31%), FWGBKGmw-006c-0511-GW (47%), FWGEQUIPRinse4-0559-GW (40%) and FWGBKGmw-019c-0520-GW (29%). All associated results were qualified estimated "J" for detected results and "UJ" for non-detected results.

Explosives- 8330

The following QC criteria were reviewed with acceptable results:

- Initial Calibration Criteria
- Retention time criteria
- MRL level verification criteria
- ICV and CCV criteria
- The method blank was free from contamination
- Equipment Rinse was free from contamination
- LCS/LCSD percent recoveries and RPD value criteria
- MS/MSD percent recoveries and RPD value criteria
- Surrogate recovery criteria
- Field duplicate RPD criteria

4-Nitrotoluene appears to not have been spiked into MRL checks or CCVs on instrument LC9 (the confirmation column); No qualifications were made since an evaluation could not be completed.

MDL verification check data for instruments LC9 and LC10 were not provided. No qualifications were made since an evaluation could not be completed.

Nitroguanidine- 8330M

The following QC criteria were reviewed with acceptable results:

- Preservation, sample handling
- Initial Calibration criteria
- Retention time criteria
- MRL level verification criteria
- MDL verification criteria
- ICV and CCV criteria
- The method blank was free from contamination
- Equipment Rinse was free from contamination
- LCS/LCSD percent recoveries and RPD value criteria
- MS/MSD percent recoveries and RPD values criteria
- Field Duplicate RPD criteria
- Second Column confirmation criteria

Samples collected 10/10/07 and 10/11/07, extracted on 10/31/07. Analyzed 11/4/07. The samples were extracted 5 and 6 days past hold time. All results were qualified estimated "UJ".

Metals - 6010B

The following QC criteria were reviewed with acceptable results:

- Holding times, preservation, sample handling
- Initial Calibration criteria
- ICV and CCV criteria
- Interference Check Sample (ICSAB) criteria
- LCS/LCSD percent recoveries and RPD value criteria
- MS recovery criteria
- Lab duplicate RPD criteria
- Post Digestion spike criteria
- MDL Verification criteria

Silver recovered at 60.5% in the closing MRL. Detected results were qualified estimated "J" and non-detected results were qualified non-usable "R".

Blanks:

Data Verification Summary

Site: Ravenna Army Ammunition Plant
Sampling Event: October 2007
STL Sample Delivery Group: A7J110400 **Date:** January 15, 2008
COC#: 117220, 117221, 117219 **Revision:** 1

ICB:

- Calcium was detected at -3.8 ug/L with a RL of 1000 ug/L.
- Chromium was detected at -0.7 ug/L with a RL of 5 ug/L.
- Copper was detected -1.2 ug/L with a RL of 5 ug/L.
- Potassium was detected at 136 ug/L with a RL of 1000 ug/L.
- The contamination was less than ½ the RL. Therefore no qualifications were made.
- Sodium was detected at –890 ug/L with a RL of 1000 ug/L.
- No qualifications were made since the LCG doesn't specifically address negative blank values.

CCB:

- Barium was detected in CCB6 (0.5 ug/L) with a RL of 10 ug/L.
- Calcium was detected in all CCBs between -5.2 ug/L and -7.4 ug/L with a RL of 1000 ug/L.
- Chromium was detected in CCB6 (0.6 ug/L) with a RL of 5 ug/L.
- Cobalt was detected in CCB6 (1.3 ug/L) with a RL of 5 ug/L.
- Copper was detected in CCB1 (-1.3 ug/L), CCB3 (-1.4ug/L), CCB4 (-1.1 ug/L), CCB5 (-1.3 ug/L), and CCB7 (-1.8 ug/L) with a RL of 5 ug/L.
- Magnesium was detected in CCB 6 (13.3 ug/L) with a RL of 1000 ppb.
- Manganese was detected CCB3 (0.1 ug/L), CCB6 (0.2 ug/L), and CCB7 (-0.1 ug/L) with a RL of 10 ug/L.
- Nickel was detected in CCB6 (3.3 ug/L) with a RL of 10 ug/L.
- Potassium was detected all 7 CCBs between 135 and 164 ppb with a RL of 1000 ppb.
- Silver was detected in CCB6 (2.1 ug/L) with a RL of 5 ug/L.
- Vanadium was detected in CCB6 (1.3 ug/L) and CCB7 (-0.6 ug/L) with a RL of 10 ug/L.
- The contamination was less than ½ the RL; therefore no qualifications were made.
- Selenium was detected in CCB1 (3.8 ug/L), CCB4 (2.9 ug/L), and CCB5 (3.0 ug/L) with a RL of 5 ug/L. There were no detected results therefore no qualifications were made.
- Sodium was detected in CCBs 1 through 7 (EXCEPT 6) between -400 ug/L and –770 ug/L with a RL of 1000 ug/L. No qualifications were made since the LCG doesn't specifically address negative blank values.

Method Blank had Manganese was detected at 0.71 ug/L with a RL of 10 ppb. Potassium was detected at 137 ug/L with a RL of 1000ppb. There were no qualifications made since the MB values were less than ½ the MRL.

FWGEQUIPRinse3-0558GW - Barium was detected at 0.72 ug/L with a RL of 10 ug/L. Potassium was detected at 145 ug/L with a RL of 1000 ug/L. Antimony was detected at 0.23 ug/L with a RL of 1000 ug/L. The contamination was less than ½ MRL; therefore no qualifications were made.

Sample FWGBKGmw-004c-0509-GF was the parent MS and lab duplicate sample. The lab duplicate had Manganese was 36%. All detected results were J flagged.

FWGBKGmw-DUP5-0555-GF was the field duplicate of FWGBKGmw-018c-0519-GF. The Manganese RPD was 25.5%. The detected results were qualified estimated "J".

Metals - 6020

The following QC criteria were reviewed with acceptable results:

- Holding times, preservation, sample handling
- Internal standard and tune criteria
- Initial Calibration criteria
- ICV criteria
- MDL Level Verification criteria
- MRL verification criteria
- Interference Check Sample (ICSAB) criteria
- LCS/LCSD percent recoveries and RPD value criteria
- MS recovery criteria
- Post Digestion Spike criteria
- Serial Dilution criteria

CCVs 3, 4, and 5 had Beryllium recover above the control limit of 110% (at 110.7, 118.2 and 125.8%). No qualifications were made since beryllium was not detected.

Blanks:

ICB:

- Aluminum was detected at 0.11 ug/L, with a RL of 2ug/L
- Cadmium =0.018ug/lL, with RL of 0.5ug/L
- The contamination was less than ½ the RL; therefore no qualifications were made.

CCB:

- Antimony was detected in all 8 CCBs between 0.11 ug/L and 0.19 ug/L with a RL of 2 ug/L.
- Beryllium was detected in CCB2 (0.032 ug/L), CCB3 (0.039 ug/L), CCB4 (0.027 ug/L), CCB6 (0.023 ug/L), CCB7 (0.042ug/L), and CCB8 (0.03ug/L) with a RL of 1 ug/L.
- Cadmium was detected in CCBs 2 through 8 between 0.016 ug/L and 0.03ug/L with a RL of 0.5 ug/L.
- Thallium was detected in CCB1 at 0.044 ug/L with a RL of 1 ug/L.
- Zinc was detected in CCBs 2 through 8 between 0.17 ug/L and 0.38ug/L with a RL of 10 ug/L.
- Aluminum was detected in CCB6 (6.1 ug/L), CCB7 (5.7 ug/L), and CCB8 (5.1 ug/L) with a RL of 50 ppb.

- The contamination was less than ½ the RL; therefore no qualifications were made.
- Iron was detected in CCBs 2 through 8 between –7.2ug/L and -13ug/L with a RL of 20 ug/L. No qualifications were made since the LCG doesn't specifically address negative blank values.

The method blank had Zn detected at 2.8ug/L with a RL of 10ug/L. There were no qualifications made since the MB values were less than ½ the MRL.

Sample FWGBKGmw-004c-0509-GF was the parent MS and lab duplicate sample. The lab duplicate had Antimony RPD was 200% and Iron RPD was 30%. All detected results were J flagged.

FWGBKGmw-DUP5-0555-GF was the field duplicate of FWGBKGmw-018c-0519-GF. The RPD for Zinc was 119%, above the control limit of 20%. The detected results were qualified estimated "J".

Mercury - 7470A
The following QC criteria were reviewed with acceptable results:

- Holding times, preservation, sample handling
- Initial Calibration criteria
- ICV and CCV criteria
- ICB was free from contamination
- The method blank was free from contamination
- Equipment Rinse was free from contamination
- MDL Level Verification criteria
- MRL Level Verification criteria
- LCS/LCSD percent recoveries and RPD value criteria
- MS/MSD percent recoveries and RPD values criteria
- Field duplicate RPD criteria

Mercury was detected in CCB1 (-0.1 ug/L) and CCB3 (-0.1ug/L) with a RL of 0.2 ug/L. No qualifications were made since the LCG doesn't specifically address negative blank values.

Nitrocellulose - 353.2
The following QC criteria were reviewed with acceptable results:

- Holding times, preservation, sample handling
- Sample preparation criteria
- Initial Calibration criteria
- ICV and CCV criteria
- The method blank was free from contamination
- Equipment Rinse was free from contamination

- MRL Level Verification criteria
- ICB and CCBs were free from contamination
- LCS/LCSD percent recoveries and RPD value criteria
- Nitrocellulose assay criteria
- Field Duplicate RPD criteria

Sample FWBKGLmw-004c-0509-GW was the parent MS/MSD sample. MS/MSD RPD was 36.9%. All results were qualified estimated "J" for detected results and "UJ" for non-detects.

Cyanide- 9012

The following QC criteria were reviewed with acceptable results:

- Holding times, preservation, sample handling
- Initial Calibration criteria
- ICV and CCV criteria
- MDL Verification Check criteria
- Method Blank was free from contamination
- Equipment Rinse was free from contamination
- LCS/LCSD percent recoveries and RPD value criteria
- MRL Recovery

Samples FWGBKGmw-004c-0509-GW and FWGBKGmw-016c-0517-GW were the parent MS/MSD samples. FWGBKGmw-004c-0509-GW MS recovered at 74%, below the control limits of 75-25%. All results were qualified estimated "J" for detected results and "UJ" for non-detected results.

Perchlorate - 6860

The following QC criteria were reviewed with acceptable results:

- Holding times, preservation, sample handling
- Tuning criteria
- Initial Calibration Criteria
- Internal standard area and retention time criteria
- ICV and CCV criteria
- Limit of Detection Verification criteria
- Interference Check Sample criteria
- MEL verification criteria
- Method blank was free from contamination
- Equipment rinse was free from contamination
- Laboratory Reagent Blanks were free from contamination
- LCS recovery criteria
- MS/MSD recovery and RPD criteria

Site: Ravenna Army Ammunition Plant
Sampling Event: October 2007
STL Sample Delivery Group: A7J110400 **Date:** January 15, 2008
COC#: 117220, 117221, 117219 **Revision:** 1

The Second source calibration verification recovery was 114%. All detected results were qualified estimated "J".

Nitrate/Nitrite - 353.2

The following QC criteria were reviewed with acceptable results:

- Holding times, preservation, sample handling
- Initial Calibration criteria
- ICV and CCV criteria
- The method blank was free from contamination
- LCS/LCSD percent recoveries and RPD value criteria
- MS/MSD recoveries and RPD values criteria

There were no QC outliers noted.

Data Validator: Angie Dragoo
Date: 1/15/08

Senior Data Validator: Heather McAvoy
Date: 1/15/08

Ravenna, OH Data Review Checklist

Project Number: 030240.0006.04
Sample Event: October 2007
Data Reviewer/Date: Angye Dragotta /December 13, 2007

SDG: A7J110400 R0
Analysis: SW846 8260B

Review Questions:	Yes	No	N/A	Comments	Qual/Criteria
1. Did Chain-of-Custody information agree with laboratory report?	✓			COC#: 117220, 117221, 117219; See cooler receipt form for differences between labels and COCs.	
2. Were samples preserved properly and received in good condition?	✓			5 Coolers were received between 1.8 and 5.0°C.	QAPP Table 4-2, NELAC
3. Were holding times met?	✓			Samples collected 10/10/07 and 10/11/07 and analyzed on 10/17/07 and10/18/07.	QAPP Table 4-2 J/UJ/R
4. Were sample storage requirements met?	✓				QAPP Table 4-2
5. Were QAPP specified PQLs achieved?	✓			QAPP requires a PQL of 1ug/l and laboratory PQL is 2.0 ug/l for MeCl2. Lab MDL is 0.33 ug/l.	QAPP Table 3.3
6. Were all QAPP-specified target analytes reported?	✓				QAPP Table 3-3
7. Was the GC/MS system tuned with bromofluorobenzene (BFB)?	✓			10/17/07@926, 10/18/07@1007 and 10/3/07 @ 1016	LCG Table 1
8. Was the criteria met during each 12 hour shift (prior to ICAL and Cal Ver.)?	✓				*SW846 8260B 7.3.1*
9. Did the initial calibration curve consist of 5 concentration levels?	✓			10/3/07 Instrument A3UX10 stds – 5, 10, 25, 50, 100, 200 ng on column	LCG Table 1 R
10. Did the Calibration Check Compounds (CCCs) (see Table 1 below) relative standard deviations (%RSD) ≤ 30%?	✓				LCG Table 1 R
11. Were the minimum response factors (RFs) for the System Performance Check Compounds (SPCCs) (see Table 2 below) met?	✓				LCG Table 1
12. Were all other target analytes ≤ 15% RSD? OR Was the average RSD ≤ 15%? Was a different calibration option used?	✓			Acetone, Methylene Chloride and Bromoform used a weighted linear curve.	LCG Table 1 15% <RSD< 20% = J/UJ
13. If a linear regression curve was used, was the correlation coefficient r≥0.99?	✓			All correlation coefficients were ≥0.99. No qualifications were made since the correlation coefficients were acceptable.	LCG Table 1 R<0.99=-J/R
14. Was a MDL Level Verification performed once per quarter with all target analytes detected?	✓			8/25/07 @ 0317	LCG Table 1 R

Ravenna, OH Data Review Checklist

Project Number: 030240.0006.04
Sample Event: October 2007
Data Reviewer/Date: Angye Dragotta /December 13, 2007

SDG: A7J110400 R0
Analysis: SW846 8260B

Review Questions:	Yes	No	N/A	Comments	Qual/Criteria
15. Was a MRL Level Verification run at the beginning and end of every daily sequence or every 12 hours?	✓			Batch 7289353: 10/18/07 @ 1115 and 1820 Batch 7291329: 10/17/07 @ 1040 and 2107.	LCG Table 1
16. Were the QC/MRL recoveries 70-130%?		✓		Opening MRL on 10/17 had Acetone %R = 155.2%. The closing MRL had Acetone %R = 134.1%. Sample FWGTeam3-Trip had acetone detected. The result was qualified estimated "J". Closing MRL on 10/18 had Acetone %R at 188%. Samples FWGTeam2-Trip, FWGTeam1-trip, and FWGEQUIPRinse4-0559-GW had acetone detected. The results were qualified estimated "J".	LCG Table 1 >130%=J; 70-60%=J/UJ; <60%=J/R
17. Was a second source verification (ICV) analyzed after the ICAL? Were results 80-120%?	✓			10/3/07 @1232	LCG Table 1 >120%=J; 60-80%=J/UJ; <60%=J/R
18. Was a CCV run every 12 hours?	✓			Batch 7289353: 10/18/07 @ 1030 Batch 7291329: 10/17/07 @ 0956	LCG Table 1
19. Did the CCCs have a %Difference < 20%?	✓				LCG Table 1
20. Were the minimum RFs for the SPCCs within limits?	✓				LCG Table 1
21. Was the average of all target analytes ≤ 20%D with a maximum D for each target analyte ≤30%?	✓			10/17/07: Acetone %D was –27.64314 (greater than pos 20%D): average %D was 5.8%; therefore no qualifications were made.	LCG Table 1 Avg D>20% and D>30% =R; Avg %D<20% and D>30% =J D>30% (neg) = J/R D>30% (pos) = J
22. Were the internal standards added to every sample?	✓				LCG Table 1
23. Were the retention times for all IS compounds within ±30 seconds from the RT of the mid-point standard in the ICAL?	✓				LCG Table 1 R
24. Was the EICP area between -50% and +100% of the ICAL mid-point standard?	✓				LCG Table 1 R
25. Was a method blank prepared and analyzed with each batch?	✓				LCG Table 1

Ravenna, OH Data Review Checklist

Project Number: 030240.0006.04
Sample Event: October 2007
Data Reviewer/Date: Angye Dragotta /December 13, 2007

SDG: A7J110400 R0
Analysis: SW846 8260B

Review Questions:	Yes	No	N/A	Comments	Qual/Criteria
26. Were target analytes detected in the method blank at >1/2 the MRL?		✓		Batch 7291329 (10/17) method blank had Acetone detected at 0.9908ug/L. Batch 7289353(10/18/07) method blank had acetone detected at 1.2ug/L. There were on qualifications made because the contamination was less than ½ the MRL.	LCG Table 1 <5/10X =B
27. Was a field blank (equipment and/or trip) collected and analyzed?	✓			Three trip blanks and one Equipment Rinse (FWGEQUIPRinse4-0559-GW) was collected on 10/11/07. Equipment Rinse, FWGEQUIPRinse1-0556-GW, was collected on 10/10/07 and was crossed-applied to the samples collected on 10/10/07.	
28. Were target analytes detected in the field blank analyses >1/2 the MRL?		✓		**FWGTeam1-Trip** had methylene chloride detected at 0.6 ug/L and acetone detected at 3.5 ug/L. There were no qualifications made for acetone because the contamination was less than ½ the MRL (10 ppb). Hits for MeCl2 will be B flagged. **FWGTeam2-Trip** had methylene chloride detected at 0.57 ug/L and acetone detected at 3.9ug/L. There were no qualifications made because the contamination was less than ½ the MRL (10 ppb). **FWGEQUIPRinse4-0559-GW** had Acetone detected at 10ug/L, 2-Butanone at 17ug/l and toluene @0.59ug/l. There were no detected results in the samples therefore no qualifications were made. **FWGEQUIPRinse3-0558-GW** had Acetone detected at 14ug/L, 2-Butanone at 24 ug/l, o xylene @0.48ug/l, m&p xylene @1.7 ug/l, ethylbenzene @ 0.34ug/l and toluene @1.5 ug/l. There were no detected results in the samples therefore no qualifications were made. **FWGTeam3-Trip** had methylene chloride detected at 0.56 ug/L and acetone detected at 3.0 ug/L. There were no qualifications made for acetone because the contamination was less than ½ the MRL (10 ppb).	<5/10X =B
29. Was a field duplicate analyzed?	✓			FWGBKGmw-DUP5-0555-GW was the field duplicate of ???	
30. Were the Field duplicates RPDs within ±30%?	✓				QAPP Table 3-2 RPD >30=J
31. Was a LCS prepared and analyzed with each batch?	✓			An LCS/LCD were analyzed and reported;	LCG Table 1
32. Were the LCS recoveries within limits specified in Appendix C of the LCG?	✓			Batch 7291329: LCS (44%) and LCSD (42%) had non-target compound dichlorodifluoromethane recover below control limits (59-134). No qualifications were made.	LCG Appendix C >UL=J; 30%-LL=J/UJ; <30%=J/R
33. Was a MS/MSD prepared with each batch?	✓				LCG Table 1

Ravenna, OH Data Review Checklist

Project Number: 030240.0006.04
Sample Event: October 2007
Data Reviewer/Date: Angye Dragotta /December 13, 2007

SDG: A7J110400 R0
Analysis: SW846 8260B

Review Questions:	Yes	No	N/A	Comments	Qual/Criteria
34. Was the MS/MSD parent sample a Ravenna sample?	✓			The parent MS/MSD sample in Batch 7291329 was from SDG A7J110121 and A7J100103. The parent MS/MSD sample in Batch 7292121 was from SDG A7J110400, Ravenna sample FWGBKmw-004c-0509-G.	
35. Were MS/MSD recoveries 70-130% and RPD values ≤20%?	✓				LCG Table 1 Pj
36. Were surrogate recoveries 50-150%?	✓				LCG Table 1 >150%=J; 10% -50%=J/UJ; <10%=J/R
37. Were reported sample concentrations within calibration range?	✓				
38. Were laboratory-generated Quality Control Exception Reports issued? If yes, summarize contents.		✓			
39. Were lab comments included in report? If yes, summarize contents.	✓			*Comments in case narrative on the MS/MSD recoveries and LCS recoveries.*	

References:
Louisville Chemistry Guidelines (LCG), USACE June 2002 version 5; Section I "Chemical Analysis Criteria" Table 1 and Attachment A "Data Validation Guidelines:
Final Quality Assurance Project Plan (QAPP) Addendum for the Facility-Wide Groundwater Monitoring Program Ravenna Army Ammunition Plant, Ravenna, OH, Portage Environmental September 2004

NELAC Quality Systems revision 16, July 12, 2002, Chapter 5 section 5.5.8.3.1.a.1 "temperatures just above freezing up to 6C shall be acceptable". This criterion has been used in the validation of acceptable temperatures.

Additional Comments:

Table1- CCCs

Analyte
1,1-Dichloroethene
Chloroform
1,2-Dichloropropane

Table 2- SPCCs

Analyte	Minimum RF
Chloromethane	0.10
1,1-Dichlorethane	0.10
Bromoform	0.10

Project Number: 030240.0006.04
Sample Event: October 2007
Data Reviewer/Date: Angye Dragotta /December 13, 2007

SDG: A7J110400 R0
Analysis: SW846 8260B

Toluene
Ethylbenzene
Vinyl chloride

Chlorobenzene	0.30
1,1,2,2-Tetrachloroethane	0.30

Ravenna, OH Data Review Checklist

Project Number: 030240.0006.05
Sample Event: October 2007
Data Reviewer/Date: Angye Dragotta/December 13, 2007

SDG: A7J110400 R0
Analysis: SW846 8270C (including PAH's)

Review Questions:	Yes	No	N/A	Comments	Qual/Criteria
1. Did Chain-of-Custody information agree with laboratory report?	✓			COC#: 117220, 117221, 117219; See cooler receipt form for differences between labels and COCs.	
2. Were samples preserved properly and received in good condition?	✓			5 Coolers were received between 1.8 and 5.0°C.	QAPP Table 4-2
3. Were samples extracted using the correct preparation, clean-up methods?	✓				QAPP Table 4-2
4. Were samples extracted within required holding times (7 days - water)?	✓			Samples collected 10/10/07 and 10/11/07, extracted on 10/14/07.	QAPP Table 4-2 J/UJ/R
5. Were samples analyzed within required holding times (40 days after extraction)?	✓			Samples analyzed on 10/17/07.	QAPP Table 4-2 J/UJ/R
6. Were sample storage requirements met?	✓				QAPP Table 4-2
7. Were QAPP specified PQLs achieved?	✓				QAPP Table 3-4 and 3-6
8. Were all QAPP-specified target analytes reported?	✓			3 methylphenol not reported	QAPP Table 3-4 and 3-6
9. Was the GC/MS system tuned with decafluorotriphenylphosphine (DFTPP)?	✓				LCG Table 2
10. Were the criteria met during each 12 hour shift?	✓			10/16/07 @ 1650, 10/17/07 @ 1019	LCG Table 2
11. Did the initial calibration curve consist of 5 concentration levels, with the low standard near but above the MDL?	✓			Instrument A4HP8, ICAL 10/16/07 stds = 0.05, 0.25, 0.50, 1.0, 2.5, 5.0, 7.5, 10.0, 12.5 ng on column	LCG Table 2 R
12. Did the Calibration Check Compounds (CCCs) (see Table 1 below) relative standard deviation (%RSD) ≤ 30%?	✓			Pentachlorophenol and di-n-octyl phthalate used a quadratic curve	LCG Table 2 R
13. Were the minimum response factors (RFs) for the System Performance Check Compounds (SPCCs) (see Table 2 below) met?	✓			2,4-Dinitrophenol used quadratic curve.	LCG Table 2 R
14. Was each target analyte <15 % RSD, or was the average RSD <15%?	✓			Benzoic acid, Hexachlorocyclopentadiene, 4-Nitroaniline, 4,6-Dinitro-2-methylphenol, and 3,3'-Dichlorobenzidine used quadratic curves.	LCG Table 2 15% <RSD< 30% = J/UJ
15. If a different calibration option was used, was the correlation coefficient (r^2) or coefficient of determination (COD) (r)	✓			All r^2's were greater than 0.99. No qualifications made since the coefficient of determinations were within criteria.	LCG Table 2 r<0.99=-J/R

Ravenna, OH Data Review Checklist

Project Number: 030240.0006.05
Sample Event: October 2007
Data Reviewer/Date: Angye Dragotta/December 13, 2007

SDG: A7J110400 R0
Analysis: SW846 8270C (including PAH's)

Review Questions:	Yes	No	N/A	Comments	Qual/Criteria
coefficient of determination (COD) (r) ≥0.99?					
16. Was a MDL Level Verification performed once per quarter with all target analytes detected?			✓	MDL verification check data was not provided. No qualifications were made since an evaluation could not be completed.	LCG Table 2 R
17. Was a MRL Level Verification run at the beginning and end of the sequence or every 12 hours?	✓			10/17/07 @ 1104 and 1959	LCG Table 2
18. Were the QC/MRL recoveries 70-130%?		✓		Opening MRL all meet requirements. Closing MRL was low for benzoic acid (60%) and 2,4-dinitrophenol (57.8%). All results were qualified estimated "J" for detected results and "UJ" for non-detected results.	LCG Table 2 >130%=J; 50-70%=J/UJ; <50%=J/R
19. Was a second source (ICV) verification analyzed after the ICAL? Were results 70-130%?	✓			10/16/07 @ 2004	LCG Table 2 >130%=J; 50-70%=J/UJ; <50%=J/R
20. Was a CCV analyzed every 12 hours?	✓			10/17/07 @ 1038	LCG Table 2
21. Was the percent difference (% D) for the CCCs ≤ 20%? (see Table 1) (% drift if regression fit model used)	✓				LCG Table 2
22. Were the minimum RFs for the SPCCs met? (see Table 2)	✓				LCG Table 2
23. Was the %Difference or %Drift ≤20% for all target analytes? OR was the average %D ≤20% with no individual analyte ≥30%D?	✓				LCG Table 2 Avg D>20% and D>30% =R; Avg %D<20% and D>30% =J D>30% (neg) = J/R D>30% (pos) = J
24. Were the internal standards added to every sample?	✓				LCG Table 2
25. Were the retention times for all IS compounds within ±30 seconds from the RT of the mid-point ICAL std?	✓				LCG Table 2 R

Ravenna, OH Data Review Checklist

Project Number: 030240.0006.05
Sample Event: October 2007
Data Reviewer/Date: Angye Dragotta/December 13, 2007

SDG: A7J110400 R0
Analysis: SW846 8270C (including PAH's)

Review Questions:	Yes	No	N/A	Comments	Qual/Criteria
26. Did the areas of all IS compounds vary by no more than -50% to +100% from the ICAL EICP area?	✓				LCG Table 2 R
27. Was a method blank prepared and analyzed with each batch?	✓				LCG Table 2
28. Were all target analytes in the method blank <1/2 the MRL?		✓		bis(2-ethylhexyl)phthalate was detected at 1.3 ug/L; RL was 10 ug/L. No qualifications were made since the result was less than ½ the MRL.	LCG Table 2 <5/10x blank = B
29. Was a field blank collected and analyzed?	✓			One Equipment Rinse (FWGEQUIPRinse4-0559-GW) was collected on 10/11/07. Equipment Rinse, FWGEQUIPRinse3-0558-GW, was collected on 10/10/07 and was crossed-applied to the samples collected on 10/10/07.	
30. Were all target analytes in the field blank analysis <1/2 the MRL?	✓			FWGEQUIPRinse4-0559-GW (collected 10/11/07) Dimethyl Phthalate was detected at 0.47 ug/L; RL was 5.0 ug/L. Bis(2-ethylhexyl)phthalate was detected at 2.3; RL was 10 ug/L. Diethyl phthalate was detected at 4.2 ug/L; RL was 10ug/L. No qualifications were made since the results were less than ½ the MRL. FWGEQUIPRinse3-0558-GW (collect 10/10/07) Benzyl alcohol was detected at 1.2 ug/L; RL was 5.0 ug/L. Bis(2-ethylhexyl)phthalate was detected at 2.3; RL was 10 ug/L No qualifications were made since the results were less than ½ the MRL.	<5/10x blank = B
31. Was a field duplicate analyzed?	✓			FWGBKGmw-DUP5-0555-GW was the field duplicate of FWGBKGmw-018C-0519-GW. Bis(2-ethylhexyl)phthalate RPD was 200%. The detected result was qualified estimated "J".	
32. Were the field duplicate RPDs ≤30%?	✓				QAPP Table 3-2 RPD >30=J
33. Was an LCS prepared and analyzed with each batch?	✓				LCG Table 2
34. Were the LCS recoveries within limits specified in LCG Appendix C?		✓		Benzoic acid recovered at 16%, control limits 30-136. Hexachlorocyclopentadiene recovered at 7.6%, control limits 30-115. All results were qualified non-usable "R".	LCG Appendix C >UL=J; 30%-LL=J/UJ; <30%=J/R
35. Was a MS/MSD pair prepared with each batch?	✓				LCG Table 2
36. Was the MS/MSD parent sample a Ravenna sample?	✓			Sample FWBKGLmw-004c-0509-GW was the parent for MS/MSD sample.	
37. Were MS/MSD recoveries 45-135% and RPD value ≤40%?		✓		FWBKGLmw-004c-0509-GW MS/MSD recovered below LCG control limits (45-135%) for HCPD in the at MS 12% and MSD at 8.8%, Benzoic acid at 20% in the MS and MSD, 3,3'-dichlorobenzidine at 36% in the MS and 30% in	LCG Table 2 Pj

Project Number: 030240.0006.05
Sample Event: October 2007
Data Reviewer/Date: Angye Dragotta/December 13, 2007

SDG: A7J110400 R0
Analysis: SW846 8270C (including PAH's)

Review Questions:	Yes	No	N/A	Comments	Qual/Criteria
				the MSD, and 2,4-Dinitrophenol in the MS at 33% and 36% in the MSD. The parent sample had the hexachlorocyclopentadiene and benzoic acid results qualified non-usable "R". The 2,4-Dinitrophenol result was qualified estimated "UJ" in the parent sample. There were no other QC outliers for the other analytes in either MS/MSD samples; therefore no qualifications were made.	
38. Were surrogate recoveries within 50-150%?		✓		Samples FWBKGmw-016c-0517-GW, FWBKGmw-021c-0522-GW, FWBKGmw-018c-0519-GW, FWBKGmw-DUP5-0555-GW, FWBKGmw-006c-0511-GW, FWGEQUIPrinse4-0559-GW, FWGEQUIPrinse3-0558-GW, FWBKGmw-019c-0520-GW, FWBKGmw-020c-0521-GW and FWBKGmw-015c-0516-GW had surrogate 2-fluorophenol recover below control limits (50%). No qualifications were made because LCG (Attachment A "Data Validation Guidelines, Section 2.10) allows one surrogate failure without qualification. Sample FWGBKGmw-004c-0509-GW had 2,4,6-Tribromophenol (49%) and 2-fluorophenol (41%) recover below control limits (50%). All associated results were qualified estimated "J" for detected results and "UJ" for non-detected results.	LCG Table 2 >150%=J; 10% -50%=J/UJ; <10%=J/R
39. Were reported sample concentrations within calibration range?	✓				
40. Were laboratory-generated Quality Control Exception Reports issued? If yes, summarize contents.		✓			
41. Were lab comments included in report? If yes, summarize contents.	✓			Comments in case narrative on the MS/MSD recoveries and LCS recoveries.	

References:

Louisville Chemistry Guidelines (LCG), USACE June 2002 version 5; Section I "Chemical Analysis Criteria" Table 2 and Attachment A "Data Validation Guidelines:

Final Quality Assurance Project Plan (QAPP) Addendum for the Facility-Wide Groundwater Monitoring Program Ravenna Army Ammunition Plant, Ravenna, OH, Portage Environmental September 2004

NELAC Quality Systems revision 16, July 12, 2002, Chapter 5 section 5.5.8.3.1.a.1 "temperatures just above freezing up to 6C shall be acceptable". This criterion has been used in the validation of acceptable temperatures.

Project Number: 030240.0006.05
Sample Event: October 2007
Data Reviewer/Date: Angye Dragotta/December 13, 2007

SDG: A7J110400 R0
Analysis: SW846 8270C (including PAH's)

Additional Comments:

Table 1: CCCs

Base / Neutral Compunds	Acid Compounds
Acenaphthalene	4-Chloro-3-methylphenol
1,4-Dichlorobenzene	2,4-Dichlorophenol
Hexachlorobutadiene	2-Nitrophenol
N-Nitrosodiphehylamine	Phenol
Di-n-octylphthalate	Pentachlorophenol
Fluoroanthene	2,4,6-Trichlorophenol
Benzo(a)pyrene	

(All analytes if CCCs not included in standard)

Table 2: SPCCs

N-Nitroso-di-n-propylamine	0.050
Hexachlorocyclopentadiene	0.050
2,4-Dinitrophenol	0.050
4-Nitrophenol	0.050

Ravenna, OH Data Review Checklist

Project Number: 030240.0006.05
Sample Event: October 2007
Data Reviewer/Date: Angye Dragotta/ December 13, 2007

SDG: A7J110400 R0
Analysis: SW846 8081

Review Questions:	Yes	No	N/A	Comments	Qual/Criteria
1. Did Chain-of-Custody information agree with laboratory report?	✓			COC#: 117220, 117221, 117219; See cooler receipt form for differences between labels and COCs.	
2. Were samples preserved properly and received in good condition?	✓			5 Coolers were received between 1.8 and 5.0°C.	QAPP Table 4-2, NELAC
3. Were holding times met?	✓				QAPP Table 4-2 J/UJ/R
4. Were sample storage requirements met?	✓			Samples collected 10/10/07 and 10/11/07, extracted on 10/16/07.	QAPP Table 4-2
5. Were QAPP specified PQLs achieved?	✓			Samples analyzed on 10/22/07 & 10/23/07.	QAPP Table 3-5
6. Were all QAPP-specified target analytes reported?	✓				QAPP Table 3-5
7. Was a DDT standard analyzed every 12 hours? Was the DDT %breakdown < 15%?	✓			10/1/07@1241,10/22/07 @ 0147, 0958 & 1511 and 10/23/07 @0225	LCG Table 4 >15%=J/R
8. Was an endrin standard analyzed every 12 hours? Was endrin %breakdown <15%?	✓			10/1/07@1241,10/22/07 @ 0147, 0958 & 1511 and 10/23/07 @0225	LCG Table 4 >15%=J/R
9. Does the initial calibration curve consist of 5 concentration levels?	✓			Instrument A2HP9: ICAL on 10/01/07 Stds = 0.005, 0.01, 0.025, 0.05, 0.1, 0.20	LCG Table 4 R
10. Were the %RSDs for each analyte ≤ 20%? OR was the average %RSD ≤ 20% with the r^2 >0.990?	✓				LCG Table 4 RSD>20% or r<0.99=J/R
11. Was a blank run prior to the initial calibration?	✓				
12. Was a MDL Level Verification performed once per quarter with all target analytes detected?			✓	MDL verification check data for instrument a2hp3 was not provided. No qualifications were made since an evaluation could not be completed.	LCG Table 4 R
13. Was a MRL Verification performed at the beginning and end of the sequence or every 12 hours with results 70-130%?		✓		10/21/07 @ 1820 and 10/22/07 1404 & 2027, and 10/23/07 @0310 10/22 @ 1404 back column: 4,4'-DDD recovered at 69.3%. All associated results were qualified estimated "J" for detected results and "UJ" for non-detected results.	LCG Table 4 >130%=J; 65-70%%=J/UJ; <65%=J/R
14. Was a second source (ICV) verification analyzed after the ICAL? Were results 85-115%?	✓			10/1/07 @ 2114	LCG Table 4 >115%=J; 80-85%=J/UJ; <80%=J/R

Ravenna, OH Data Review Checklist

Project Number: 030240.0006.05
Sample Event: October 2007
Data Reviewer/Date: Angye Dragotta/ December 13, 2007

SDG: A7J110400 R0
Analysis: SW846 8081

Review Questions:	Yes	No	N/A	Comments	Qual/Criteria
15. Was a CCV run every 12 hours?	✓			10/21/07 @ 1736 (tox), 10/22/07 @ 0210, 1021, 1427 (tox), 1534, 2005 (tox), 10/23/07 @ 0248and 0141 (tox)	LCG Table 4
16. Was the %D for all target analytes ≤15%? OR was the average %D ≤ 15% with no individual analyte >30%?		✓		10/21 @ 1736 front column – 1 of the individual peaks %D was less than 15% (neg). The average %D across all 5 peaks was 7.57%; no qualifications were made. 10/22 @ 0210 back column – 4,4'-DDD (17.6%), recovered greater than 15% D. The average %D was 6.6%; no qualifications were made. 10/22 @ 1021 back column – 4,4'-DDD (18.7%), recovered greater than 15% D. The average %D was 7.2%; no qualifications were made. 10/22 @ 1427 front column – tox 1 of the individual peaks %D were less than 15% (neg). The average %D across all 5 peaks was 15.5%; The average %D was <30%; no qualifications were made. 10/22 @ 1427 back column – 4 of the individual peaks %D were less than 15% (neg). The average %D was <30%; no qualifications were made. 10/22 @ 1534 back column –4,4'-DDD (15.73%), recovered greater than 15% D. The average %D was <15%; no qualifications were made. 10/22 @ 2005 back column –4,4'-DDT (17.96%), Endrin Aldehyde(17.11%) and Endrin Ketone (17.81%) recovered greater than 15% D. The average %D was <15%; no qualifications were made. 10/23 @ 0141 front column – tox 1 of the individual peaks %D were less than 15% (neg). The average %D across all 5 peaks was 4.05%; No qualifications were made since toxaphene was reported as an average of the peaks and the average %D was less than 15%. 10/23 @ 0141 back column – tox 1 of the individual peaks %D were less than 15% (neg). No qualifications were made since toxaphene was reported as an average of the peaks and the average %D was less than 15%. 10/23 @ 0248 back column –4,4'-DDT (18.46%)and Endrin Ketone (17.81%) recovered greater than 15% D. The average %D was <15%; no qualifications were made.	LCG Table 4 D>30% (neg) =J/R D>30% (pos) = J
17. Was a method blank prepared and analyzed with each batch?	✓				LCG Table 4

Ravenna, OH Data Review Checklist

Project Number: 030240.0006.05
Sample Event: October 2007
Data Reviewer/Date: Angye Dragotta/ December 13, 2007

SDG: A7J110400 R0
Analysis: SW846 8081

Review Questions:	Yes	No	N/A	Comments	Qual/Criteria
18. Were target analytes < ½ the MRL?	✓				LCG Table 4 <5x=B
19. Was an equipment blank collected and analyzed?	✓			One Equipment Rinse (FWGEQUIPRinse4-0559-GW) was collected on 10/11/07. Equipment Rinse, FWGEQUIPRinse1-0556-GW, was collected on 10/10/07 and was crossed-applied to the samples collected on 10/10/07.	
20. Were target analytes in the field blank analyses (equipment) <1/2 the MRL?	✓				<5x =B
21. Was an LCS prepared and analyzed with each batch?	✓				LCG Table 4
22. Were the LCS recoveries within limits specified in LCG Appendix C?		✓		Batch 7288309 LCS had Endosulfan I recover at 48%. Batch 7289038 LCS had Endosulfan I recover at 45%. The control limits were 50-160. All results were qualified estimated "J" for detected results and "UJ" for non-detected results.	LCG Appendix C >UL=J; 30%-LL=J/UJ; <30%=J/R
23. Was a MS/MSD pair prepared with each batch?	✓				LCG Table 4
24. Was the MS/MSD parent sample a Ravenna sample?	✓			Samples FWGBKGmw-016c-0517-GW and FWGBKGmw-004c-0509-GW were the parent MS/MSD samples.	
25. Were MS/MSD recoveries 40-140% and RPD ≤20%?		✓		FWGBKGmw-004c-0509-GW MS/MSD RPD was 26%, above the control limit of 20%. There were no other QC outliers; therefore no qualifications were made.	QAPP Table 3-2 Pj
26. Were surrogate recoveries 50-150%?		✓		Samples FWGBKGmw-004c-0509-GW, FWGBKGmw-006c-0511-GW, FWGBKGmw-019c-0520-GW, and FWGBKGmw-021c-0522-GW had surrogate DCB recover below control limits. All associated results were qualified estimated "J" for detected results and "UJ" for non-detected results.	LCG Table 4 >150%=J; 10% -50%=J/UJ; <10%=J/R
27. Was a field duplicate analyzed? Were the RPDs ≤30%?	✓			FWGBKGmw-DUP5-0555-GW was the field duplicate of FWGBKGmw-018C-0519-GW.	QAPP Table 3-2 RPD >30=J
28. Were all positive results verified by a second column confirmation? Were the RPD's ≤ 40?			✓	No hits above RL.	LCG Table 4 >40 RPD=J
29. Were reported sample concentrations within calibration range?	✓				
30. Were laboratory-generated Quality Control Exception Reports issued? If yes, summarize contents.		✓			
31. Were lab comments included in report? If yes, summarize contents.	✓			Comments in case narrative on the MS/MSD recoveries and LCS recoveries.	

Ravenna, OH Data Review Checklist

Project Number: 030240.0006.05
Sample Event: October 2007
Data Reviewer/Date: Angye Dragotta/ December 13, 2007

SDG: A7J110400 R0
Analysis: SW846 8081

References:

Louisville Chemistry Guidelines (LCG), USACE June 2002 version 5; Section I "Chemical Analysis Criteria" Table 4 and Attachment A "Data Validation Guidelines:

Final Quality Assurance Project Plan (QAPP) Addendum for the Facility-Wide Groundwater Monitoring Program Ravenna Army Ammunition Plant, Ravenna, OH, Portage Environmental September 2004

NELAC Quality Systems revision 16, July 12, 2002, Chapter 5 section 5.5.8.3.1.a.1 "temperatures just above freezing up to 6C shall be acceptable". This criterion has been used in the validation of acceptable temperatures.

Additional Comments:

Ravenna, OH Data Review Checklist

Project Number: 030240.0006.05
Sample Event: October 2007
Data Reviewer/Date: Angye Dragotta/December 14, 2007

SDG: A7J110400 R0
Analysis: SW846 8082

Review Questions:	Yes	No	N/A	Comments	Qual/Criteria
1. Did Chain-of-Custody information agree with laboratory report?	✓			COC#: 117220, 117221, 117219; See cooler receipt form for differences between labels and COCs.	
2. Were samples preserved properly and received in good condition?	✓			5 Coolers were received between 1.8 and 5.0°C.	QAPP Table 4-2
3. Were holding times met?	✓			Samples collected 10/10/07 and 10/11/07, extracted on 10/15/07. Analyzed 10/17/07.	QAPP Table 4-2 J/UJ/R
4. Were sample storage requirements met?	✓				QAPP Table 4-2
5. Were QAPP specified PQLs achieved?	✓				QAPP Table 3-5
6. Were all QAPP-specified target analytes reported?	✓				QAPP Table 3-5
7. Does the initial calibration curve consist of 5 concentration levels of Aroclors 1016 and 1260?	✓			Instrument A2HP10; ICAL on 10/9/07 Stds = 0.05, 0.1, 0.2, 0.5, 1.0, 2.0	LCG Table 3 R
8. Was the % RSD ≤ 20%? Were the r^2s >0.990?	✓				LCG Table 3 RSD>20% or r<0.99= J/R
9. Was a MDL Level Verification performed once per quarter? Were all target analytes detected?			✓	MDL verification check data for instrument a2hp10 was not provided. No qualifications were made since an evaluation could not be completed.	LCG Table 3 R
10. Was a MRL Level Verification performed at the beginning and end of the sequence or every 12 hours? Were the results 70-130%		✓		10/17/07 @ 1508 and 10/18/07 @ 0653 Opening MRL: The %D was above the limit (30% pos) for individual peaks in Aroclor 1016 and 1260. The average peak %D for Aroclor 1016 was 36.8% and Aroclor 1260 was 52%. There were no detected results; therefore no qualifications were made. Closing MRL: The %D was above the limit (30% pos) for individual peaks in Aroclor 1260. The average peak %D for Aroclor 1260 was 26.6%. No qualifications were made since it was reported as an average of the peaks and the average %D was less than 30%.	LCG Table 3 >130%=J; 65-70%=J/UJ; <65%=J/R
11. Was a second source (ICV) verification performed after the ICAL? Were results 85-115%?	✓			10/10/07 @ 0151;	LCG Table 3 >115%=J; 80-85%=J/UJ; <80%=J/R
12. Were single standards of the other five Aroclors run to aid in pattern	✓				Method 8082 Section 5.6.2

Ravenna, OH Data Review Checklist

Project Number: 030240.0006.05
Sample Event: October 2007
Data Reviewer/Date: Angye Dragotta/December 14, 2007

SDG: A7J110400 R0
Analysis: SW846 8082

Review Questions:	Yes	No	N/A	Comments	Qual/Criteria
recognition and to determine a single point calibration factor?					
13. Was a CCV run every 12 hours?	✓			10/17/07 @1927 & 10/18/07 @ 0032	LCG Table 3
14. Was the % D ≤ 15 % for each analyte or the average %D across all analytes ≤ 15% with a maximum %D for each target analyte ≤30%?	✓			10/18 @ 0032 Aroclor 1016 had 1 of the individual peaks %D were greater than 15%. The average %D across all 5 peaks was 12.2%; No qualifications were made since it was reported as an average of the peaks and the average %D was less than 30%.	LCG Table 3 D>30% (neg) =J/R D>30% (pos) =J
15. Was a method blank prepared and analyzed with each batch?	✓				LCG Table 5
16. Were target analytes <1/2 the MRL?	✓				LCG Table 5 <5x = B
17. Was an equipment blank collected and analyzed?	✓			One Equipment Rinse, FWGEQUIPRinse4-0559-GW, was collected on 10/11/07. Equipment Rinse, FWGEQUIPRinse1-0556-GW, was collected on 10/10/07 and was crossed-applied to the samples collected on 10/10/07.	
18. Were target analytes in the field blank analyses (equipment) <1/2 the MRL?	✓				<5x = B
19. Was an LCS prepared and analyzed with each batch?	✓				LCG Table 3
20. Were the LCS recoveries within limits specified in LCG Appendix C?	✓				LCG Appendix C >UL=J; LL-30%=J/UJ; <30%=J/R
21. Was a MS/MSD pair prepared with each batch?	✓				LCG Table 3
22. Was the MS/MSD parent sample a Ravenna sample?	✓			Sample FWGBKGmw-004c-0509-GW was the parent for the MS/MSD samples.	
23. Were MS/MSD recoveries 40-140% and RPD ≤20%?	✓				QAPP Table 3-2 Pj
24. Was the surrogate spiked into all samples?	✓				
25. Were surrogate recoveries 50-150%?		✓		Surrogate DCB recovered below control limits in LCS(40%) and samples FWGBKGmw-021c-0522-GW (31%), FWGBKGmw-006c-0511-GW (47%), FWGEQUIPRinse4-0559-GW(40%) and FWGBKGmw-019c-0520-GW (29%).	LCG Table 3 >150%=J; 10-50%=J/UJ; <10%=R

Ravenna, OH Data Review Checklist

Project Number: 030240.0006.05
Sample Event: October 2007
Data Reviewer/Date: Angye Dragotta/December 14, 2007

SDG: A7J110400 R0
Analysis: SW846 8082

Review Questions:	Yes	No	N/A	Comments	Qual/Criteria
26. Was a field duplicate analyzed? Were the RPDs <30%?	✓			FWGBKGmw-DUP5-0555-GW was the field duplicate of FWGBKGmw-018c-0519-GW.	QAPP Table 3-2 RPD >30=J
27. Were all positive results verified by a second dissimilar column confirmation? Was the RPD ≤ 40?	✓				LCG Table 3 RPD>40=J
28. Were reported sample concentrations within calibration range?	✓				
29. Were laboratory-generated Quality Control Exception Reports issued? If yes, summarize contents.		✓			
30. Were lab comments included in report? If yes, summarize contents.	✓			Comments in case narrative.	

References:

Louisville Chemistry Guidelines (LCG), USACE June 2002 version 5; Section I "Chemical Analysis Criteria" Table 3 and Attachment A "Data Validation Guidelines:

Final Quality Assurance Project Plan (QAPP) Addendum for the Facility-Wide Groundwater Monitoring Program Ravenna Army Ammunition Plant, Ravenna, OH, Portage Environmental September 2004

NELAC Quality Systems revision 16, July 12, 2002, Chapter 5 section 5.5.8.3.1.a.1 "temperatures just above freezing up to 6C shall be acceptable". This criterion has been used in the validation of acceptable temperatures.

Additional Comments:

Ravenna, OH Data Review Checklist

Project Number: 030240.0006.05
Sample Event: October 2007
Data Reviewer/Date: Angye Dragotta/December 14, 2007

SDG: A7J110400 R0
Analysis: SW846 6010B/6020

Review Questions:	Yes	No	N/A	Comments	Qual/Criteria
1. Did Chain-of-Custody information agree with laboratory report?	✓			COC#: 117220, 117221, 117219; See cooler receipt form for differences between labels and COCs.	
2. Were samples preserved properly and received in good condition?	✓			5 Coolers were received between 1.8 and 5.0°C.	QAPP Table 4-2
3. Were holding times met?	✓			Samples collected 10/10/07 and 10/11/07, digested on 10/12/07, ICP analyzed on 10/12/07, and ICP-MS analyzed on 10/18/07.	QAPP Table 4-2 J/UJ/R
4. Were sample storage requirements met?	✓				QAPP Table 4-2
5. Were QAPP specified RLs achieved?	✓				QAPP Table 3-8
6. Were all QAPP-specified target analytes reported?	✓				QAPP Table 3-8
7. Did the initial calibration curve range include 3 standards and a blank?	✓				LCG Table 7 R
8. Was the ICAL performed daily?		✓		Initial calibration for ICP did not meet daily requirement as stated in Table 7 LCG.	LCG Table 7 R
9. Was the correlation coefficient r≥0.995 for each analyte?	✓				LCG Table 7 R<0.995=J/R
10. Was a MDL Level Verification performed once per quarter with all target analytes detected?			✓	Not provided	LCG Table 7 R
11. Was a MRL Level Verification performed at the beginning of the daily sequence? Were results 70-130%?		✓		**ICPMS**: 10/18/07 @ 0925; **ICP**: 10/11/07 @ 0845 and 10/12/07 @ 2048 Silver 60.5in Closing MRL, Ag qualified as R	LCG Table 7 >130%=J; 65-70%=J/UJ; <65%=J/R
12. Was the ICV (second source verification) analyzed after the ICAL?	✓				LCG Table 7
13. Were all analytes within 90-110% in the ICV?	✓				LCG Table 7 J>110%=J; 90-85%=J/UJ; <85%=J/R
14. Was the ICB analyzed after the ICV with results <1/2 the MRL?	✓			**ICP-MS:** 0.11 ug/l, RL= 2ug/l. Cadmium =0.018ug/l ,R 0.5ug/l. no qualifications were made. **ICP**: Calcium was detected at -3.8 ug/L with a RL of 1000 ug/L. Chromium was detected at -0.7 ug/L with a RL of 5 ug/L. Copper was detected -1.2 ug/L with a RL of 5 ug/L. Potassium was detected at 136 ug/L with a RL of 1000 ug/L. The contamination was less than ½ the RL. Therefore no qualifications were made.	LCG Table 7 < 5x = U

Review Questions:	Yes	No	N/A	Comments	Qual/Criteria
				Sodium was detected at –890 ug/L with a RL of 1000 ug/L. No qualifications were made since the LCG doesn't specifically address negative blank values.	
15. Were CCVs analyzed every 10 samples and at the end of the analytical sequence?	✓				LCG Table 7
16. Were CCV results within 90 to 110%?		✓		**ICP-MS:** Analyzed 10/18/07 @09:39,1716,1806,1854 and 1944 CCVs 3, 4 &5 had Be high @110.7,118.2 and 125.8%). No qualification of data made as samples were ND. **ICP**: Analyzed 1014,1757,1905,2012,2055	LCG Table 7 >110%=J 90-85%=J/UJ; <85%=J/R
17. Were the CCBs run every 10 samples and at the end of the analytical sequence? Were results <1/2 the MRL?		✓		**ICP-MS:** Antimony was detected in all 8 CCBs between 0.11 ug/L and 0.19 ug/L with a RL of 2 ug/L. *Beryllium was detected in CCB2 (0.032 ug/L), CCB3 (0.039 ug/L), CCB4 (0.027 ug/L),* CCB6 (0.023 ug/L), CCB7 (0.042ug/L), and CCB8 (0.03ug/L) with a RL of 1 ug/L. Cadmium was detected in CCBs 2 through 8 between 0.016 ug/L and 0.03ug/L with a RL of 0.5 ug/L. Thallium was detected in CCB1 at 0.044 ug/L with a RL of 1 ug/L. Zinc was detected in CCBs 2 through 8 between 0.17 ug/L and 0.38ug/L with a RL of 10 ug/L. Aluminum was detected in CCB6 (6.1 ug/L), CCB7 (5.7 ug/L), and CCB8 (5.1 ug/L) with a RL of 50 ppb. The contamination was less than ½ the RL; therefore no qualifications were made. Iron was detected in CCBs 2 through 8 between –7.2ug/L and -13ug/L with a RL of 20 ug/L. No qualifications were made since the LCG doesn't specifically address negative blank values. **ICP**: Barium was detected in CCB6 (0.5 ug/L) with a RL of 10 ug/L. Calcium was detected in all CCBs between -5.2 ug/L and -7.4 ug/L with a RL of 1000 ug/L. Chromium was detected in CCB6 (0.6 ug/L) with a RL of 5 ug/L. Cobalt was detected in CCB6 (1.3 ug/L) with a RL of 5 ug/L. Copper was detected in CCB1 (-1.3 ug/L), CCB3 (-1.4ug/L), CCB4 (-1.1 ug/L), CCB5 (-1.3 ug/L), and CCB7 (-1.8 ug/L) with a RL of 5 ug/L. Magnesium was detected in CCB 6 (13.3 ug/L) with a RL of 1000 ppb. Manganese was detected CCB3 (0.1 ug/L), CCB6 (0.2 ug/L), and CCB7 (-0.1 ug/L) with a RL of 10 ug/L. Nickel was detected in CCB6 (3.3 ug/L) with a RL of 10 ug/L. Potassium was detected all 7 CCBs between 135 and 164 ppb with a RL of 1000 ppb. Silver was detected in CCB6 (2.1 ug/L) with a RL of 5 ug/L. Vanadium was detected in CCB6 (1.3 ug/L) and CCB7 (-0.6 ug/L) with a RL of 10 ug/L. The contamination was less than ½ the RL; therefore no qualifications were made.	LCG Table 7 <5x = U

Ravenna, OH Data Review Checklist

Project Number: 030240.0006.05
Sample Event: October 2007
Data Reviewer/Date: Angye Dragotta/December 14, 2007

SDG: A7J110400 R0
Analysis: SW846 6010B/6020

Review Questions:	Yes	No	N/A	Comments	Qual/Criteria
				Selenium was detected in CCB1 (3.8 ug/L), CCB4 (2.9 ug/L), and CCB5 (3.0 ug/L) with a RL of 5 ug/L. There were no detected results therefore no qualifications were made. Sodium was detected in CCBs 1 through 7 (EXCEPT 6) between -400 ug/L and –770 ug/L with a RL of 1000 ug/L. No qualifications were made since the LCG doesn't specifically address negative blank values.	
18. Was an Interelement Check Standard run at the beginning of the analytical sequence?	✓				LCG Table 7
19.Was the LCS recovery within 80 to 120% of true value for each element of interest?	✓				LCG Table 7 >120%=J; 50-79%=J/UJ; <50%=Pj/R
21. Was a method blank prepared and analyzed with each batch?	✓				LCG Table 7
22. Were target analytes <1/2 the MRL in the method blank?	✓			Mn+1.2ug/L with RL=10 and K=146 ug/L with RL=1000, Zn =2.8ug/l with RL 10ug/L. No qualifications made as contamination was <1/2 RL	LCG Table 7 <5x = B
23. Was a field blank collected and analyzed?	✓			One Equipment Rinse (FWGEQUIPRinse4-0559-GW) was collected on 10/11/07. Equipment Rinse, FWGEQUIPRinse1-0556-GW, was collected on 10/10/07 and was crossed-applied to the samples collected on 10/10/07.	
24. Were target analytes reported in the field blank analyses <1/2 the MRL?	✓			FWGEQUIPRinse3-0558-GW Potassium was detected @145ug/l With the RL@ 1000 ug/l, FWGEQUIPRinse4-0559-GW potassium detected at 136ug/L with a RL of 1000 ppb. Equipment blank results less than ½ MRL – no qualifications made.	<5x=B
25. Was a LCS prepared and analyzed with each batch?	✓				LCG Table 7
26. Were the LCS recoveries within limits specified in LCG Appendix C?	✓				LCG Appendix C >UL=J; 60%-LL= J/UJ; <60%=J/R
27. Was a MS prepared with each batch?	✓				LCG Table 7
28. Was the MS and Lab Duplicate parent sample a Ravenna sample?	✓			Sample FWGBKGmw-004c-0509-GF was the parent of the duplicate and MS samples.	
29. Were the MS recoveries within 75-125%?	✓				LCG Table 7 >125% = J 30% - 75% = J/UJ <30% = J/R

Ravenna, OH Data Review Checklist

Project Number: 030240.0006.05
Sample Event: October 2007
Data Reviewer/Date: Angye Dragotta/December 14, 2007

SDG: A7J110400 R0
Analysis: SW846 6010B/6020

Review Questions:	Yes	No	N/A	Comments	Qual/Criteria
30. Was the lab sample duplicate RPD ≤20%?	✓			Samples FWGBKGmw-004c-0509-GF Antimony RPD 200%, Iron RPD was 30% while Manganese was 36%. All detected results were J flagged.	LCG Table 7 >20% = J
31. Was a Post Digestion Spike analyzed as needed? Were results within 75-125%?			✓		LCG Table 7 >125%=J; 30-75%=J/UJ; <30%=R
32. Was a serial dilution performed as needed?	✓				
33. Was the 4 fold dilution within ± 10% of the original result?	✓				LCG Table 7 >10%=J
34. Was a field duplicate analyzed? Were the RPDs ± 30%?		✓		FWGBKGmw-DUP5-0555-GF was the field duplicate of FWGBKGmw-018c-0519-GF. Maganese RPD was 25.5%, RPD for Zinc was 119%, one result was <RL. The results were qualified estimated "J" for detected results.	QAPP Table 3-2 >30% = J
35. Were sample concentrations within calibration range?	✓				
36. Were laboratory-generated Quality Control Exception Reports issued? If yes, summarize contents.		✓			
37. Were lab comments included in report? If yes, summarize contents.	✓			See laboratory narrative.	

References:

Louisville Chemistry Guidelines (LCG), USACE June 2002 version 5; Section I "Chemical Analysis Criteria" Table 7 and Attachment A "Data Validation Guidelines:

Final Quality Assurance Project Plan (QAPP) Addendum for the Facility-Wide Groundwater Monitoring Program Ravenna Army Ammunition Plant, Ravenna, OH, Portage Environmental September 2004

NELAC Quality Systems revision 16, July 12, 2002, Chapter 5 section 5.5.8.3.1.a.1 "temperatures just above freezing up to 6C shall be acceptable". This criterion has been used in the validation of acceptable temperatures.

Additional Comments:

Ravenna, OH Data Review Checklist

Project Number: 030240.0006.05
Sample Event: October 2007
Data Reviewer/Date: Heather Medley/ December 11, 2007

SDG: A7J100103 R0
Analysis: SW846 7470A

Review Questions:	Yes	No	N/A	Comments	Qual/Criteria
1. Did Chain-of-Custody information agree with laboratory report?	✓			COC#: 117220, 117221, 117219; See cooler receipt form for differences between labels and COCs.	
2. Were samples preserved properly and received in good condition?	✓			5 Coolers were received between 1.8 and 5.0°C.	QAPP Table 4-2
3. Were holding times met?	✓			Samples collected 10/10/07 and 10/11/07, digested on 10/11/07 and analyzed on 10/15/07.	QAPP Table 4-2 J/UJ/R
4. Were sample storage requirements met?	✓				QAPP Table 4-2
5. Were QAPP specified RLs achieved?	✓				QAPP Table 3.8
6. Were all QAPP-specified target analytes reported?	✓				QAPP Table 3-8
7. Did the initial calibration curve range include 5 standards and a blank?	✓				LCG Table 9 R
8. Was the correlation coefficient ≥ 0.995 for Hg?	✓				LCG Table 9 R<0.995=J/R
9. Was a MDL Level Verification performed once per quarter with all target analytes detected?	✓			11/7/06	LCG Table 9 R
10. Was a MRL Level Verification performed at the beginning of every daily analytical sequence with 70-130%?	✓				LCG Table 9 >130%=J; 70-65%=J/UJ; <65%=J/R
11. Was the ICV analyzed after the ICAL but before samples with recoveries between 80-120%?	✓				LCG Table 9 >120%=J; 80-75%=J/UJ; <75%=J/R
12. Was the ICB analyzed after the ICAL with results <1/2 the MRL?	✓				LCG Table 9 <5x = U
13. Were the CCVs analyzed every 10 samples and at the end of the analytical sequence?	✓				LCG Table 9
14. Were CCV results within 80 to 120%?	✓				LCG Table 9 >120%=J; 80-75%=J/UJ; <75%=J/R

Ravenna, OH Data Review Checklist

Project Number: 030240.0006.05 **SDG**: A7J100103 R0
Sample Event: October 2007 **Analysis**: SW846 7470A
Data Reviewer/Date: Heather Medley/ December 11, 2007

Review Questions:	Yes	No	N/A	Comments	Qual/Criteria
15. Were the CCBs analyzed every 10 samples and at the end of the analytical sequence? Were results <1/2 the MRL?		✓		Mercury was detected in CCB1 (-0.1 ug/L) and CCB3 (-0.1ug/L) with a RL of 0.2 ug/L. No qualifications were made since the LCG doesn't specifically address negative blank values.	LCG Table 9 <5x = U
16. Was a method blank prepared and analyzed with each batch?	✓				LCG Table 9
17. Were target analytes detected in the method blank <1/2 the MRL?	✓				LCG Table 9 <5x = B
18. Was a field blank collected and analyzed?	✓			One Equipment Rinse (FWGEQUIPRinse4-0559-GW) was collected on 10/11/07. Equipment Rinse, FWGEQUIPRinse1-0556-GW, was collected on 10/10/07 and was crossed-applied to the samples collected on 10/10/07.	
19. Were target analytes reported in the field blank analyses at <1/2 the MRL?	✓				<5x=B
20. Was a LCS prepared and analyzed with each batch?	✓				LCG Table 9
21. Were the LCS recoveries within 80-120%?	✓				LCG Table 9 J>120%=J; 50-79%=J/UJ; <50%=R
22. Was a MS prepared with each batch?	✓				LCG Table 9
23. Was the MS and Lab Duplicate parent sample a Ravenna sample?	✓			Sample FWGBKGmw-004c-0509-GF was the parent duplicate and MS samples.	
24. Were the MS recoveries within 80-120%?	✓				LCG Table 9 >125% = J 30% - 75% = J/UJ <30% = J/R
25. Was the Matrix Duplicate RPD ± 20%?	✓				LCG Table 9 >20% = J
26. Was a field duplicate analyzed? Were the RPDs ± 30%?	✓			FWGBKGmw-DUP5-0555-GF was the field duplicate of FWGBKGmw-018c-0519-GF.	QAPP Table 3-2
27. Were sample concentrations within calibration range?	✓				
28. Were laboratory-generated Quality Control Exception Reports issued? If yes, summarize contents.		✓			

Ravenna, OH Data Review Checklist

Project Number: 030240.0006.05
Sample Event: October 2007
Data Reviewer/Date: Heather Medley/ December 11, 2007

SDG: A7J100103 R0
Analysis: SW846 7470A

Review Questions:	Yes	No	N/A	Comments	Qual/Criteria
29. Were lab comments included in report? If yes, summarize contents.	✓			See laboratory narrative.	

References:

Louisville Chemistry Guidelines (LCG), USACE June 2002 version 5; Section I "Chemical Analysis Criteria" Table 9 and Attachment A "Data Validation Guidelines:

Final Quality Assurance Project Plan (QAPP) Addendum for the Facility-Wide Groundwater Monitoring Program Ravenna Army Ammunition Plant, Ravenna, OH, Portage Environmental September 2004

NELAC Quality Systems revision 16, July 12, 2002, Chapter 5 section 5.5.8.3.1.a.1 "temperatures just above freezing up to 6C shall be acceptable". This criterion has been used in the validation of acceptable temperatures.

Additional Comments:

Ravenna, OH Data Review Checklist

Project Number: 030240.0006.05
Sample Event: October 2007
Data Reviewer/Date: Angye Dragotta/ December 14, 2007

SDG: A7J110400 R0
Analysis: SW846 9012

Review Questions:	Yes	No	N/A	Comments	QUAL/Criteria
1. Did Chain-of-Custody information agree with laboratory report?	✓			COC#: 117220, 117221, 117219; See cooler receipt form for differences between labels and COCs.	
2. Were samples preserved properly and received in good condition?	✓			19 Coolers were received between 1.9 and 5.0°C.	QAPP Table 4-2
3. Were holding times met?	✓			Samples collected 10/11/07, and analyzed on 10/19/07	QAPP Table 4-2 J/UJ/R
4. Were sample storage requirements met?	✓				QAPP Table 4-2
5. Were QAPP specified PQLs achieved?	✓				QAPP Table 3-9
6. Were all QAPP-specified target analytes reported?	✓				QAPP Table 3-9
7. Does the initial calibration curve consist of at least 6 standards and one blank?	✓			10/19/07	LCG Table 10 R
8. Was the correlation coefficient R ≥ 0.995?	✓			R2=0.9999	LCG Table 10 R<0.995=-J/R
9. Were % RSDs ≤ 10% in all standards and ICV/CCVs?	✓				LCG Table 10 RSD%>10=J
10. Were a high and low standard distilled and compared to the undistilled standard? Were the results within ± 10%?	✓				LCG Table 10 R
11. Was an MDL Level Verification performed at least once per quarter with all target analytes detected?	✓			10/4/07	LCG Table 10 R
12. Was a MRL Level Verification performed at the beginning of every daily sequence? Were results within 70-130%?	✓			10/19/07@1439	LCG Table 10 >130%=J; 65-70%=J/UJ; <65%=J/R
13. Was a second source verification (ICV) analyzed after the ICAL and all analytes 85-115%?	✓				LCG Table 10 >115%=J; 80-85%=J/UJ; <80%=J/R
14. Was the ICB analyzed after the ICV with results <1/2 the MRL?	✓				LCG Table 7 < 5x = U
15. Was a CCV run at the beginning and end of the analytical sequence?	✓				LCG Table 10

Ravenna, OH Data Review Checklist

Project Number: 030240.0006.05
Sample Event: October 2007
Data Reviewer/Date: Angye Dragotta/ December 14, 2007

SDG: A7J110400 R0
Analysis: SW846 9012

Review Questions:	Yes	No	N/A	Comments	QUAL/Criteria
16. Were the CCV results 80-120%?	✓				LCG Table 10 >120%=J; 75-80%=J/UJ; <75%=J/R
17. Was a method blank prepared and analyzed with each batch?	✓				
18. Were target analytes detected in the method blank >1/2 the MRL?	✓				LCG Table 10 <5x=B
19. Was a field blank collected and analyzed?	✓			One Equipment Rinse, FWGEQUIPRinse4-0559-GW, was collected on 10/11/07. Equipment Rinse, FWGEQUIPRinse3-0558-GW, was collected on 10/10/07 and was crossed-applied to the samples collected on 10/10/07.	
20. Were target analytes in the field blank analyses <1/2 the MRL?	✓				<5x=B
21. Was a field duplicate analyzed? Were the RPDs ≤30%?	✓			FWGBKGmw-DUP5-0555-GW was the field duplicate of FWGBKGmw-018c-0519-GW.	QAPP Table 3-2 >30% = J
22. Was an LCS prepared and analyzed with each batch?	✓				LCG Table 10
23. Were the LCS recoveries 80-120%?	✓				LCG Table 10 >120%=J; 50-79%=J/UJ; <50%=R
24. Was a MS prepared once per every 10 samples?	✓				LCG Table 10
25. Was the MS parent sample a Ravenna sample?	✓			Samples FWGBKGmw-004c-0509-GW and FWGBKGmw-016c-0517-GW were the parent MS/MSD samples.	
26. Were MS recoveries 75-125%?		✓		FWGBKGmw-004c-0509-GW MS recovered at 74%, below the control limits of 75-25%. All results were qualified estimated "J" for detected results and "UJ" for non-detected results.	QAPP Table 3-2 >120%=J; 30-74%=J/UJ; <30%=J/R
27. Were reported sample concentrations within calibration range?	✓				
28. Were laboratory-generated Quality Control Exception Reports issued? If yes, summarize contents.		✓			

Ravenna, OH Data Review Checklist

Project Number: 030240.0006.05
Sample Event: October 2007
Data Reviewer/Date: Angye Dragotta/ December 14, 2007

SDG: A7J110400 R0
Analysis: SW846 9012

Review Questions:	Yes	No	N/A	Comments	QUAL/Criteria
29. Were lab comments included in report? If yes, summarize contents.	✓				

References: Louisville Chemistry Guidelines (LCG), USACE June 2002 version 5; Section I "Chemical Analysis Criteria" Table 10 and Attachment A "Data Validation Guidelines:

Final Quality Assurance Project Plan (QAPP) Addendum for the Facility-Wide Groundwater Monitoring Program Ravenna Army Ammunition Plant, Ravenna, OH, Portage Environmental September 2004

NELAC Quality Systems revision 16, July 12, 2002, Chapter 5 section 5.5.8.3.1.a.1 "temperatures just above freezing up to 6C shall be acceptable". This criterion has been used in the validation of acceptable temperatures.

Additional Comments:

Ravenna, OH Data Review Checklist

Project Number: 030240.0006.05
Sample Event: October 2007
Data Reviewer/Date: Angye Dragotta/December 14, 2007

SDG: A7J110400 Rev 0
Analysis: EPA 353.2- Nitrocellulose

Review Questions:	Yes	No	N/A	Comments	Qualifier
1. Did Chain-of-Custody information agree with laboratory report?	✓			COC#: 117220, 117221, 117219; See cooler receipt form for differences between labels and COCs.	
2. Were samples preserved properly and received in good condition?	✓			5 Coolers were received between 1.8 and 5.0°C.	QAPP Table 4-2
3. Were holding times met?	✓			Samples collected 10/10/07 and 10/11/07, prepped 11/1, hydrolyzed 11/2/07 and analyzed on 11/3/07	QAPP Table 4-2 J/UJ/R
4. Were sample storage requirements met?	✓				QAPP Table 4-2
5. Were QAPP specified RLs achieved?	✓				QAPP Table 3.7
6. Were all QAPP-specified target analytes reported?	✓				QAPP Table 3.7
7. Was Acetone used to extract the samples? Was the Acetone evaporated using Nitrogen?	✓				STL SOP Sections 11.4
8. Does the initial calibration curve consist of 5 concentration levels with the low standard near but > MDL?	✓			Instrument FS4; ICAL 11/3/07 Stds- 0, 0.05, 0.2, 0.4, 1, 2	STL SOP Section 10.2 R
9. Was the correlation coefficient >0.995?	✓			R2=0.9999	STL SOP Section 10.2
10. Was a MRL Level Verification run at the beginning and end of every daily sequence or every 12 hours? Was the %D <30%?	✓			11/3/07 @ 1410, 1504, 1529	LCG Table 5 >30%=J
11. Was a second source verification (ICV) analyzed after the ICAL? Were all analytes 90-110%?	✓			11/3/07 @ 1408	STL SOP Section 9.8, 10.3, LCG >110%=J; 90-85%=J/UJ; <85%=J/R
12. Was the ICB analyzed after the ICV with results <1/2 the MRL?	✓				STL SOP Section 9.8, LCG < 5x = U
13. Was a CCV run every 10 samples and at the end of the analytical run?	✓			11/3/07/07 @ 1442,1506,1531	STL SOP Section 10.4
14. Was the ICV and CCV a mid-level standard from the initial calibration curve?	✓				STL SOP Section 10.3.1

Ravenna, OH Data Review Checklist

Project Number: 030240.0006.05
Sample Event: October 2007
Data Reviewer/Date: Angye Dragotta/December 14, 2007

SDG: A7J110400 Rev 0
Analysis: EPA 353.2- Nitrocellulose

Review Questions:	Yes	No	N/A	Comments	Qualifier
15. Were all CCV calibration analytes within 90-110%?	✓				STL SOP Section 10.4, LCG >110%=J; 85-90%=J/UJ; <85%=J/R
16. Was the ICB analyzed after the ICV with results <1/2 the MRL?	✓				STL SOP Section 10.4, LCG < 5x = U
17. Was the Nitrocellulose assay available and/or analyzed to be within 10%?	✓				STL SOP Section 7.14.1 R
18. Was a method blank prepared and analyzed with each batch?	✓				
19. Were target analytes reported in the method blank <1/2 the MRL?		✓			STL SOP Section 9.4, LCG <5x=B
20. Was a field blank collected and analyzed?	✓			One Equipment Rinse, FWGEQUIPRinse4-0559-GW, was collected on 10/11/07. Equipment Rinse, FWGEQUIPRinse3-0558-GW, was collected on 10/10/07 and was crossed-applied to the samples collected on 10/10/07.	
21. Were target analytes reported in the field blank analyses <1/2 the MRL?	✓				<5x=B
22. Was a field duplicate analyzed? Were the RPDs ≤30%?	✓			FWGBKGmw-DUP5-0555-GW was the field duplicate of FWGBKGmw-018c-0519-GW.	QAPP Table 3-2 RPD > 30% = J
23. Was an LCS prepared and analyzed with each batch? Was the LCS recovery within lab's in-house limits% (37-155%)?	✓				>UL%=J; 50-LL%=J/UJ; <50%=J/R
24. Was a MS/MSD pair prepared with each batch?	✓				
25. Was the MS/MSD parent sample a Ravenna sample?	✓			Sample FWGBKGmw-004c-0509-GW was the parent for the MS/MSD samples.	
26. Were MS/MSD recoveries 40-140% and RPD ≤20?		✓		MS/MSD RPD was 36.9%. All results were qualified estimated "J" for detected results and "UJ" for non-detected results.	QAPP Table 3-2 Method EPA 353.2 Section 9.4.2 >UL%=J; 30-LL%=J/UJ; <30%=J/R

Ravenna, OH Data Review Checklist

Project Number: 030240.0006.05
Sample Event: October 2007
Data Reviewer/Date: Angye Dragotta/December 14, 2007

SDG: A7J110400 Rev 0
Analysis: EPA 353.2- Nitrocellulose

Review Questions:	Yes	No	N/A	Comments	Qualifier
27. Were sample concentrations within calibration range?	✓				
28. Were laboratory-generated Quality Control Exception Reports issued? If yes, summarize contents.		✓			
30. Were lab comments included in report? If yes, summarize contents.	✓			*See narrative.*	

References: *STL SOP SAC-WC-0050 "Preparation and Analysis of Nitrocellulose in Aqueous and Soil/Sediment Samples by Colorimetric Autoanalyzer", Jan 2007, rev. 2.0*

Louisville Chemistry Guidelines (LCG), USACE June 2002 version 5

Final Quality Assurance Project Plan (QAPP) Addendum for the Facility-Wide Groundwater Monitoring Program Ravenna Army Ammunition Plant, Ravenna, OH, Portage Environmental September 2004

NELAC Quality Systems revision 16, July 12, 2002, Chapter 5 section 5.5.8.3.1.a.1 "temperatures just above freezing up to 6C shall be acceptable". This criterion has been used in the validation of acceptable temperatures.

Additional Comments:

Ravenna, OH Data Review Checklist

Project Number: 030240.0006.05
Sample Event: Octoer 2007
Data Reviewer/Date: Angye Dragotta/December 14, 2007

SDG: A7J110400 R0
Analysis: SW846 8330

Review Questions:	Yes	No	N/A	Comments	Qual/Criteria
1. Did Chain-of-Custody information agree with laboratory report?	✓			COC#: 117220, 117221, 117219; See cooler receipt form for differences between labels and COCs.	
2. Were samples preserved properly and received in good condition?	✓			5 Coolers were received between 1.8 and 5.0°C.	QAPP Table 4-2
3. Were holding times met?	✓			Samples collected 10/10/07 and 10/11/07, prepped on 10/17/07, and analyzed on 10/25 and 10/26	QAPP Table 4-2 J/UJ/R
4. Were sample storage requirements met?	✓				QAPP Table 4-2
5. Were QAPP specified PQLs achieved?		✓			QAPP Table 3-7
6. Were all QAPP-specified target analytes reported?	✓				QAPP Table 3-7
7. Was a MDL Level Verification analyzed once per quarter with all target analytes detected?			✓	LC10 – MDL verification check data was not provided. No qualifications were made since an evaluation could not be completed. LC9 - MDL verification check data was not provided. No qualifications were made since an evaluation could not be completed.	LCG Table 5 R
8. Was a MRL Level Verification run at the beginning and end of every daily sequence or every 12 hours? Was the %D <30%?	✓			LC9 – 10/27 @ 0533, 4-Nitrotoluene appears to not have been spiked into MRL checks; No qualifications were made since an evaluation could not be completed. LC10 – 10/25 @ 1943, 10/26/07@ 0443,1416	LCG Table 5 >30%=J
9. Did the initial calibration curve consist of 5 concentration levels?	✓			LC9 – ICAL 10/10/07 LC10 - ICAL 10/20/07	LCG Table 5 R
10. Were all target analytes %RSD ≤ 20%? OR was the average RSD ≤ 20%?	✓				LCG Table 5 >20% RSD=J/R
11. If a linear regression curve was used, was the correlation coefficient $r^2 \geq 0.99$?	✓				LCG Table 5 R<0.99=-J/R
12. Was a second source verification (ICV) analyzed after the ICAL and all analytes 85-115%	✓			LC9 – 10/11/07 @ 0057 LC10 – 10/21/07 @ 0045	LCG Table 5 >115%=J 80-85%=J/UJ; <80%=J/R
13. Was a CCV run daily?	✓			LC9 – 10/26/07 @ 15:44 and 10/27 @ 0429; 4-Nitrotoluene appears to not have been spiked into CCVs; No qualifications were made since an evaluation could not be completed. LC10 – 10/25/07 @1850, 10/26/07 @ 0340,1323	LCG Table 5
14. Were all target analytes %D ≤ 15% or average %D ≤ 15% with no individual result > 30%?	✓				LCG Table 5 D>30% (neg) = J/R D>30% (pos) = J

Ravenna, OH Data Review Checklist

Project Number: 030240.0006.05
Sample Event: Octoer 2007
Data Reviewer/Date: Angye Dragotta/December 14, 2007

SDG: A7J110400 R0
Analysis: SW846 8330

Review Questions:	Yes	No	N/A	Comments	Qual/Criteria
15. Was a method blank prepared and analyzed with each batch?	✓				LCG Table 5
16. Were target analytes in the method blank <1/2 the MRL?	✓				LCG Table 5 <5x = B
17. Was a field blank (equipment) collected and analyzed?	✓			One Equipment Rinse (FWGEQUIPRinse4-0559-GW) was collected on 10/11/07. Equipment Rinse, FWGEQUIPRinse1-0556-GW, was collected on 10/10/07 and was crossed-applied to the samples collected on 10/10/07.	
18. Were target analytes in the field blank analyses (equipment) <1/2 MRL?	✓				<5x = B
19. Was a LCS prepared and analyzed with each batch?	✓				LCG Table 5
20. Were the LCS recoveries within limits specified in LCG Appendix C?	✓				LCG Appendix C >UL=J; <LL=J/UJ; <30%=J/R
21. Was a MS/MSD pair prepared with each batch?	✓				LCG Table 5
22. Was the MS/MSD parent sample a Ravenna sample?	✓			Samples FWBKGLmw-004c-0509-GW was the parent for MS/MSD samples.	
23. Were MS/MSD recoveries 40-140% and RPD ≤20%?	✓				QAPP Table 3-2; Pj
24. Were surrogate recoveries within acceptance criteria of 50-150%?	✓				LCG Table 5 >150%=J; 10-50%=J/UJ; <10%= J/R
25. Were all positive results confirmed with a second column confirmation? Was the RPD% within ± 40%?		✓		There were no hits above RL.	LCG Table 5 RPD>40%=J
26. Was a field duplicate analyzed? Were the RPDs ≤30%?	✓			FWGBKGmw-DUP5-0555-GW was the field duplicate of FWGBKGmw-018C-0519-GW.	QAPP Table 3-2 RPD >30=J
27. Were reported sample concentrations within calibration range?	✓				
28. Were laboratory-generated Quality Control Exception Reports issued? If yes, summarize		✓			

Ravenna, OH Data Review Checklist

Project Number: 030240.0006.05
Sample Event: Octoer 2007
Data Reviewer/Date: Angye Dragotta/December 14, 2007

SDG: A7J110400 R0
Analysis: SW846 8330

Review Questions:	Yes	No	N/A	Comments	Qual/Criteria
contents.					
29. Were lab comments included in report? If yes, summarize contents.	✓			*Comments in case narrative*	

References:

Louisville Chemistry Guidelines (LCG), USACE June 2002 version 5; Section I "Chemical Analysis Criteria" Table 5 and Attachment A "Data Validation Guidelines.

Final Quality Assurance Project Plan (QAPP) Addendum for the Facility-Wide Groundwater Monitoring Program Ravenna Army Ammunition Plant, Ravenna, OH, Portage Environmental September 2004

STL SOP SAC-LC-0009 Rev. 2.0- Determination of Nitroaromatic, Nitramines, and Specialty Explosives Based on Method 8330, SW-846.

Additional Comments:

Ravenna, OH Data Review Checklist

Project Number: 030240.0006.05
Sample Event: October 2007
Data Reviewer/Date: Angye Dragotta/December 14, 2007

SDG: A7J100103 R0
Analysis: SW846 8330 Nitroguanidine

Review Questions:	Yes	No	N/A	Comments	QUAL/Criteria
1. Did Chain-of-Custody information agree with laboratory report?	✓			*COC#: 117220, 117221, 117219; See cooler receipt form for differences between labels and COCs.*	
2. Were samples preserved properly and received in good condition?	✓			5 Coolers were received between 1.8 and 5.0°C.	QAPP Table 4-2
3. Were holding times met?		✓		Samples collected 10/10/07 and 10/11/07, extracted on 10/31/07. Analyzed 11/4/07. The samples were extracted 5 and 6 days past hold time. All results were qualified estimated "UJ".	QAPP Table 4-2 J/UJ/R
4. Were sample storage requirements met?	✓				QAPP Table 4-2
5. Were QAPP specified PQLs achieved?	✓				QAPP Tale 3-7
6. Were all QAPP-specified target analytes reported?	✓				QAPP Table 3-7
7. Was a MDL Level Verification analyzed once per quarter with all target analytes detected?	✓			11/3/07 @ 1943	LCG Table 5 R
8. Was a MRL Level verification run at the beginning and end of every daily sequence or every 12 hours? Was the %D < 30%?	✓			11/4/07 @ 0013, 0241, 0609	LCG Table 5 >30%=J
9. Does the initial calibration curve consist of 5 concentration levels? (6 stds for quadratic curves)	✓			Instrument: Varian Star 1, ICAL 11/3/07 Stds: 20, 50, 100, 200, 500, 1000	STL SOP Section 10.2, LCG R
10. Were all target analytes %RSD ≤ 20%? OR was the average RSD ≤ 20%?		✓			LCG Table 5 >20% RSD=J/R
11. If a linear regression curve was used, was the correlation coefficient r≥0.995? (0.990 for Quadratic curve)	✓			R2=. 9981	STL SOP Section 10.4, LCG R<0.99=-J/R
12. Was a second source verification (ICV) analyzed after the ICAL and all analytes 85-115%?	✓			11/23/07 @ 1923	STL SOP Section 9.9 >115%=J; 80-85%=J/UJ; <80%=J/R
13. Was a CCV run at least every 10 samples and at the end of the analytical run?	✓			11/3/07 @ 2353, 11/4/07 @ 0220, 0548	STL SOP Section 10.9
14. Was the average %D (difference or drift) for all target analytes < 15%?	✓				LCG Table 5 D>30% (neg) = J/R

Ravenna, OH Data Review Checklist

Project Number: 030240.0006.05
Sample Event: October 2007
Data Reviewer/Date: Angye Dragotta/December 14, 2007

SDG: A7J100103 R0
Analysis: SW846 8330 Nitroguanidine

Review Questions:	Yes	No	N/A	Comments	QUAL/Criteria
					D>30% (pos) = J
15. Was a method blank prepared and analyzed with each batch?	✓				LCG Attachment A Section 5.6
16. Were target analytes reported in the method blank <1/2 the MRL?	✓				LCG Table 5 <5x = B
17. Was a field blank collected and analyzed?	✓			One Equipment Rinse, FWGEQUIPRinse4-0559-GW, was collected on 10/11/07. Equipment Rinse, FWGEQUIPRinse3-0558-GW, was collected on 10/10/07 and was crossed-applied to the samples collected on 10/10/07.	
18. Were target analytes reported in the field blank analyses < ½ the MRL?	✓				<5x=B
19. Was a field duplicate analyzed? Were the RPDs ≤30%?	✓			FWGBKGmw-DUP5-0555-GW was the field duplicate of FWGBKGmw-018c-0519-GW.	QAPP Table 3-2 RPD >30=J
20. Were all positive results confirmed with a second column confirmation? Was the RPD ≤ 40%?			✓		LCG Table 5 RPD>40%=J
21. Was an LCS prepared and analyzed with each batch?	✓				STL SOP Section 9.6
22. Were the LCS recoveries within limits specified in LCG Appendix C?	✓				LCG Appendix C <UL=J; 30-LL=J/UJ; <30%=J/R
23. Was a MS/MSD pair prepared with each batch?	✓				STL SOP Section 9.7
24. Was the MS/MSD parent sample a Ravenna sample?	✓			Sample FWGBKGmw-004c-0509-GW was the parent for the MS/MSD samples.	
25. Were MS/MSD recoveries 40-140% and RPD ≤20%?	✓				QAPP Table 3-2 Pj
27. Were reported sample concentrations within calibration range?	✓				
28. Were laboratory-generated Quality Control Exception Reports issued? If yes, summarize contents.		✓			
29. Were lab comments included in report? If yes, summarize contents.		✓			

Ravenna, OH Data Review Checklist

Project Number: 030240.0006.05
Sample Event: October 2007
Data Reviewer/Date: Angye Dragotta/December 14, 2007

SDG: A7J100103 R0
Analysis: SW846 8330 Nitroguanidine

References: Louisville Chemistry Guidelines (LCG), USACE June 2002 version 5; Section I "Chemical Analysis Criteria" Table 5 and Attachment A "Data Validation Guidelines.

Final Quality Assurance Project Plan (QAPP) Addendum for the Facility-Wide Groundwater Monitoring Program Ravenna Army Ammunition Plant, Ravenna, OH, Portage Environmental September 2004

STL SOP SAC-LC-0010 "Determination of Nitroguanidine Based on Method 8330, SW-846" April 2007, revision 2.0

NELAC Quality Systems revision 16, July 12, 2002, Chapter 5 section 5.5.8.3.1.a.1 "temperatures just above freezing up to 6C shall be acceptable". This criterion has been used in the validation of acceptable temperatures.

Additional Comments:

Ravenna, OH Data Review Checklist

Project Number: 030240.0006.05
Sample Event: October 2007
Data Reviewer/Date: Angye Dragotta/December 14, 2007

SDG: A7J100103 R0
Analysis: SW846 6860
Perchlorate

Review Questions:	Yes	No	N/A	Comments	Qual/Criteria
1. Did Chain-of-Custody information agree with laboratory report?	✓			COC#: 117220, 117221, 117219; See cooler receipt form for differences between labels and COCs.	
2. Were samples preserved properly and received in good condition?	✓			5 Coolers were received between 1.8 and 5.0°C.	
3. Were holding times met (28 days)?	✓			Samples collected 10/10/07 and 10/11/07, extracted 10/25/07, and analyzed on 10/26/07 and 10/27/07	UJ/J/R
4. Were sample storage requirements met?	✓				
5. Was the DOD specified PQLs of 0.1 ug/L achieved?	✓				
6. Were all QAPP-specified target analytes reported?	✓				
7. Was the LC/MS/MS system mass calibration checked?	✓				R
8. Were the masses within 0.3 amu of ions 99, 101, and 107?	✓				R
9. Was the instrument tuned daily?	✓				
10. Was the tune within criteria? (per laboratory SOP)	✓				R
11. Did the initial calibration curve consist of 5 concentration levels?	✓			9/25/07 Stds (ng/L): 20, 50, 100, 200, 500, 1000	R
12. Was was the correlation coefficient r≥0.995?	✓				R<0.995 =-J/R
13. Was a second source verification (SSCV) analyzed after the ICAL? Were results 90-110%?		✓		9/25/07 @ 1419, recovery was 114%. All detected results were qualified "J".	LCG Table 1 >120%=J; 60-80%=J/UJ; <60%=J/R
14. Was an ICV analyzed after the ICAL and daily before sample analysis?	✓			10/26/07 @ 1526	R
15. Was the %Difference ≤ 15%?	✓				R
16. Was a CCV analyzed after every 10 samples?	✓			10/26/07 @ 2149 and 10/17/07 2 0335	
17. Was the %Difference ≤ 15%?	✓				%D > 15% = UJ/J
18. Was a Limit of Detection Verification (LODV) analyzed before and after every	✓			10/26/07 @ 1558, 2220, 10/27/07 @ 0407	

Ravenna, OH Data Review Checklist

Project Number: 030240.0006.05
Sample Event: October 2007
Data Reviewer/Date: Angye Dragotta/December 14, 2007

SDG: A7J100103 R0
Analysis: SW846 6860
Perchlorate

Review Questions:	Yes	No	N/A	Comments	Qual/Criteria
batch?					
19. Was the LODV recovery within 70-130%?	✓				>130%=J; 70-60%=J/UJ; <60%=J/R
20. Was an Interference Check Sample extracted and analyzed with every batch?	✓			10/26/07 @ 1808	
21.Was the ICS recovery within 70 to 130%?	✓				>120%=J; 50-79%=J/UJ; <50%=Pj/R
22. Was a method blank prepared and analyzed with each batch?	✓				
23. Were target analytes detected in the method blank at >1/2 the MRL?		✓			<5X =B
24. Was a field blank (equipment) collected and analyzed?	✓			One Equipment Rinse (FWGEQUIPRinse4-0559-GW) was collected on 10/11/07. Equipment Rinse, FWGEQUIPRinse1-0556-GW, was collected on 10/10/07 and was crossed-applied to the samples collected on 10/10/07.	
25. Were target analytes detected in the field blank analyses >1/2 the MRL?		✓			<5X =B
26. Was a LCS prepared and analyzed with each batch?	✓				
27. Were the LCS recoveries within 85-115%?	✓				>115%=J; 50%-85%=J/UJ; <50%=J/R
28. Was a MS/MSD prepared with each batch?	✓				
29. Was the MS/MSD parent sample a Ravenna sample?	✓			Sample FWGBKGmw-004c-0509-GF was the parent of the MS/MSD samples	
30. Were MS/MSD recoveries 75-125% and RPD values ≤20%?					>125% = J 30% - 75% = J/UJ <30% = J/R
31. Was a Laboratory Reagent Blank (LRB) analyzed prior to calibration and after high concentration samples?	✓			9/25/07 @ 1028 and 1350 10/26/07 @ 1455 and 10/27/07 @ 0304	
32. Were target analytes detected in the LRB at >1/2 the MRL?	✓				<5X =B

Ravenna, OH Data Review Checklist

Project Number: 030240.0006.05 **SDG**: A7J100103 R0
Sample Event: October 2007 **Analysis**: SW846 6860
Data Reviewer/Date: Angye Dragotta/December 14, 2007 Perchlorate

Review Questions:	Yes	No	N/A	Comments	Qual/Criteria
33. Was a MRL Verification run with every ICAL?	✓			9/25/07 @ 1448	
34. Were the MRL recoveries 70-130%?	✓				R
35. Were the internal standards added to every sample?	✓				
36. Were the retention times for all IS compounds within 0.98 and 1.02 seconds from the RT of the mid-point standard in the ICAL?	✓				R
37. Did the IS recover within 50% to150% of the ICAL mid-point standard?	✓				R
38. Was a field duplicate analyzed? Were the RPDs within ±30%?	✓			FWGBKGmw-DUP5-0555-GF was the field duplicate of FWGBKGmw-018c-0519-GF.	RPD >30=J
39. Was the Isotope ratio between 99/101 and 83/85 monitored and fell between 2.3 and 3.08?		✓		The isotope ratio for samples FWGEQUIPRINSE4-0559-GW and Std 50ng/l was >3.08. FWGEQUIPRinse4-0559-GW result was qualified estimated "UJ".	J/UJ
40. Were reported sample concentrations within calibration range?	✓				
41. Were laboratory-generated Quality Control Exception Reports issued? If yes, summarize contents.		✓			
42. Were lab comments included in report? If yes, summarize contents.	✓			Comments in case narrative on the	

References:

DOD Perchlorate Handbook, March 2006; Section G "Selecting Analytical Methods and Services"

Additional Comments:

Sample Qualification Report with Reason Codes (All Results sorted by Client Sample ID)

Client Sample ID : FWGBKGmw-004C-0509-GF **Lab Report Batch :** A7J110400 **Lab ID :** STLCAN

Sample Date : 10/11/2007 **Analysis Type: RES** **Sample Matrix :** AQ

Lab Sample ID: A7J110400002

Reviewed By / Date : 12/17/07 **Approved By / Date :** 12/17/07

Analyte Name	Result	Uncertainty / Error	Result Units	Lab Qual	Rep Res	Overall Qual*	Temp	HT	MB	LCS	MS	Lab Dup	Surr	Rep Limit	Moist Tot/Dis	Field QC	Tune	IC	ICV	CV / CCV	Reason Codes
Analysis Method : 6860						**Dilution: 1**															
Perchlorate	0.12		ug/L		YES	J													J		C

* Overall result qualifier reflects summation of qualifiers added during automated data review and any qualifiers added manually for categories not assessed by automated data review

Sample Qualification Report with Reason Codes (All Results sorted by Client Sample ID)

Client Sample ID : FWGBKGmw-004C-0509-GF
Lab Report Batch : A7J110400
Lab ID : STLCAN
Sample Date : 10/11/2007
Analysis Type: RES/TOT
Sample Matrix : AQ
Lab Sample ID: A7J110400002

Reviewed By / Date : Angie Dragotta 12/17/07
Approved By / Date : Heather Medley 12/17/07

Analyte Name	Result	Uncertainty / Error	Result Units	Lab Qual	Rep Res	Overall Qual*	Temp	HT	MB	LCS	MS	Lab Dup	Surr	Rep Limit	Moist Tot/Dis	Field QC	Tune	IC	ICV	CV / CCV	Reason Codes
Analysis Method : 6010B						**Dilution: 1**															
Arsenic	5.0		ug/L	U	YES																
Barium	21.9		ug/L		YES																
Calcium	20100		ug/L		YES																
Chromium	5.0		ug/L	U	YES																
Cobalt	5.0		ug/L	U	YES																
Copper	5.0		ug/L	U	YES																
Lead	3.0		ug/L	U	YES																
Magnesium	6250		ug/L		YES																
Manganese	0.65		ug/L	B J	YES	J						J		J							L, Z,
Nickel	10.0		ug/L	U	YES																
Potassium	707		ug/L	B J	YES	J								J							L
Selenium	5.0		ug/L	U	YES																
Silver	5.0		ug/L	U	YES	R															Pj-
Sodium	15900		ug/L		YES																
Vanadium	10.0		ug/L	U	YES																
Analysis Method : 6020						**Dilution: 1**															
Aluminum	50.0		ug/L	U	YES																
Antimony	0.28		ug/L	B	YES	J						J		J							L, Z
Beryllium	1.0		ug/L	U	YES																
Cadmium	0.50		ug/L	U	YES																
Iron	60.0		ug/L		YES	J						J									Z
Thallium	1.0		ug/L	U	YES																
Zinc	5.5		ug/L	B J	YES	J								J							L
Analysis Method : 7470A						**Dilution: 1**															
Mercury	0.20		ug/L	U	YES																

* Overall result qualifier reflects summation of qualifiers added during automated data review and any qualifiers added manually for categories not assessed by automated data review

Sample Qualification Report with Reason Codes (All Results sorted by Client Sample ID)

Client Sample ID : FWGBKGmw-004C-0509-GW **Lab Report Batch :** A7J110400 **Lab ID :** STLCAN

Sample Date : 10/11/2007 **Analysis Type: DL** **Sample Matrix :** AQ

Lab Sample ID: A7J110400001

Reviewed By / Date : 12/17/07 **Approved By / Date :** 12/17/07

Analyte Name	Result	Uncertainty / Error	Result Units	Lab Qual	Rep Res	Overall Qual*	Temp	HT	MB	LCS	MS	Lab Dup	Surr	Rep Limit	Moist Tot/Dis	Field QC	Tune	IC	ICV	CV / CCV	Reason Codes
Analysis Method : 8330						**Dilution: 1.09**															
1,3,5-Trinitrobenzene	0.11		ug/L	U	YES																
1,3-Dinitrobenzene	0.11		ug/L	U	YES																
2,4,6-TNT	0.11		ug/L	U	YES																
2,4-Dinitrotoluene	0.11		ug/L	U	YES																
2,6-Dinitrotoluene	0.11		ug/L	U	YES																
2-Amino-4,6-dinitrotoluene	0.11		ug/L	U	YES																
2-Nitrotoluene	0.54		ug/L	U	YES																
3-Nitrotoluene	0.54		ug/L	U	YES																
4-Amino-2,6-Dinitrotoluene	0.11		ug/L	U	YES																
4-Nitrotoluene	0.54		ug/L	U	YES																
HMX	0.11		ug/L	U	YES																
Nitrobenzene	0.11		ug/L	U	YES																
NITROGLYCERINE	0.71		ug/L	U	YES																
Pentaerythritol Tetranitrate (PETN)	0.71		ug/L	U	YES																
RDX	0.11		ug/L	U	YES																
TETRYL	0.11		ug/L	U	YES																

* Overall result qualifier reflects summation of qualifiers added during automated data review and any qualifiers added manually for categories not assessed by automated data review

Sample Qualification Report with Reason Codes (All Results sorted by Client Sample ID)

Client Sample ID : FWGBKGmw-004C-0509-GW **Lab Report Batch :** A7J110400 **Lab ID :** STLCAN

Sample Date : 10/11/2007 **Analysis Type: RES** **Sample Matrix :** AQ

Lab Sample ID: A7J110400001

Reviewed By / Date : Amy Dreyer 12/17/07 **Approved By / Date :** Heather Medley 12/17/07

Analyte Name	Result	Uncertainty / Error	Result Units	Lab Qual	Rep Res	Overall Qual*	Temp	HT	MB	LCS	MS	Lab Dup	Surr	Rep Limit	Moist Tot/Dis	Field QC	Tune	IC	ICV	CV / CCV	Reason Codes
Analysis Method : 353.2 Modified						**Dilution: 1**															
Nitrocellulose	0.50		mg/L	U	YES	UJ					UJ										I,Pj
Analysis Method : 8081A						**Dilution: 1**															
4,4'-DDD	0.030		ug/L	U	YES	UJ							UJ								G-,Pj-
4,4'-DDE	0.030		ug/L	U	YES	UJ							UJ								G-
4,4'-DDT	0.030		ug/L	U	YES	UJ							UJ								G-
Aldrin	0.030		ug/L	U	YES	UJ							UJ								G-
alpha-BHC	0.030		ug/L	U	YES	UJ							UJ								G-
alpha-Chordane	0.030		ug/L	U	YES	UJ							UJ								G-
beta-BHC	0.030		ug/L	U	YES	UJ							UJ								G-
delta-BHC	0.030		ug/L	U	YES	UJ							UJ								G-
Dieldrin	0.030		ug/L	U	YES	UJ							UJ								G-
Endosulfan I	0.025		ug/L	U	YES	UJ				UJ			UJ								G-,J-
Endosulfan II	0.025		ug/L	U	YES	UJ							UJ								G-
Endosulfan sulfate	0.030		ug/L	U	YES	UJ							UJ								G-
Endrin	0.030		ug/L	U	YES	UJ							UJ								G-
Endrin aldehyde	0.030		ug/L	U	YES	UJ							UJ								G-
Endrin ketone	0.030		ug/L	U	YES	UJ							UJ								G-
gamma-BHC	0.030		ug/L	U	YES	UJ							UJ								G-
gamma-Chlordane	0.030		ug/L	U	YES	UJ							UJ								G-
Heptachlor	0.030		ug/L	U	YES	UJ							UJ								G-
Heptachlor epoxide	0.030		ug/L	U	YES	UJ							UJ								G-
Methoxychlor	0.10		ug/L	U	YES	UJ							UJ								G-
Toxaphene	2.0		ug/L	U	YES	UJ							UJ								G-
Analysis Method : 8082						**Dilution: 1**															
Aroclor 1016	0.50		ug/L	U	YES																
Aroclor 1221	0.50		ug/L	U	YES																
Aroclor 1232	0.50		ug/L	U	YES																
Aroclor 1242	0.50		ug/L	U	YES																
Aroclor 1248	0.50		ug/L	U	YES																
Aroclor 1254	0.50		ug/L	U	YES																
Aroclor 1260	0.50		ug/L	U	YES																
Analysis Method : 8260B						**Dilution: 1**															

* Overall result qualifier reflects summation of qualifiers added during automated data review and any qualifiers added manually for categories not assessed by automated data review

Sample Qualification Report with Reason Codes (All Results sorted by Client Sample ID)

Client Sample ID : FWGBKGmw-004C-0509-GW **Lab Report Batch :** A7J110400 **Lab ID :** STLCAN

Sample Date : 10/11/2007 **Analysis Type: RES** **Sample Matrix :** AQ

Lab Sample ID: A7J110400001

Reviewed By / Date : 12/17/07 **Approved By / Date :** 12/17/07

Analyte Name	Result	Uncertainty / Error	Result Units	Lab Qual	Rep Res	Overall Qual*	Temp	HT	MB	LCS	MS	Lab Dup	Surr	Rep Limit	Moist Tot/Dis	Field QC	Tune	IC	ICV	CV / CCV	Reason Codes
Analysis Method : 8260B						**Dilution: 1**															
1,1,1-Trichloroethane	1.0		ug/L	U	YES																
1,1,2,2-Tetrachloroethane	1.0		ug/L	U	YES																
1,1,2-Trichloroethane	1.0		ug/L	U	YES																
1,1-Dichloroethane	1.0		ug/L	U	YES																
1,1-Dichloroethene	1.0		ug/L	U	YES																
1,2-Dibromoethane	1.0		ug/L	U	YES																
1,2-Dichloroethane	1.0		ug/L	U	YES																
1,2-Dichloroethene (total)	1.0		ug/L	U	YES																
1,2-Dichloropropane	1.0		ug/L	U	YES																
2-Butanone	10		ug/L	U	YES																
2-Hexanone	10		ug/L	U	YES																
4-Methyl-2-pentanone	10		ug/L	U	YES																
Acetone	10		ug/L	U	YES	~~None~~															
Benzene	1.0		ug/L	U	YES																
Bromochloromethane	1.0		ug/L	U	YES																
Bromodichloromethane	1.0		ug/L	U	YES																
Bromoform	1.0		ug/L	U	YES																
Bromomethane	1.0		ug/L	U	YES																
Carbon disulfide	1.0		ug/L	U	YES																
Carbon tetrachloride	1.0		ug/L	U	YES																
Chlorobenzene	1.0		ug/L	U	YES																
Chloroethane	1.0		ug/L	U	YES																
Chloroform	1.0		ug/L	U	YES																
Chloromethane	1.0		ug/L	U	YES																
cis-1,2-Dichloroethene	1.0		ug/L	U	YES																
cis-1,3-Dichloropropene	1.0		ug/L	U	YES																
Dibromochloromethane	1.0		ug/L	U	YES																
Ethylbenzene	1.0		ug/L	U	YES																
M&P-XYLENES	2.0		ug/L	U	YES																
Methylene chloride	2.0		ug/L	U	YES																
o-Xylene	1.0		ug/L	U	YES																

* Overall result qualifier reflects summation of qualifiers added during automated data review and any qualifiers added manually for categories not assessed by automated data review

Sample Qualification Report with Reason Codes (All Results sorted by Client Sample ID)

Client Sample ID : FWGBKGmw-004C-0509-GW **Lab Report Batch :** A7J110400 **Lab ID :** STLCAN

Sample Date : 10/11/2007 **Analysis Type: RES** **Sample Matrix :** AQ

Lab Sample ID: A7J110400001

Reviewed By / Date : Angye Dragoffa 12/17/07 **Approved By / Date :** Heather McCoy 12/17/07

Analyte Name	Result	Uncertainty / Error	Result Units	Lab Qual	Rep Res	Overall Qual*	Temp	HT	MB	LCS	MS	Lab Dup	Surr	Rep Limit	Moist Tot/Dis	Field QC	Tune	IC	ICV	CV / CCV	Reason Codes
Analysis Method : 8260B						**Dilution: 1**															
Styrene	1.0		ug/L	U	YES																
Tetrachloroethene	1.0		ug/L	U	YES																
Toluene	1.0		ug/L	U	YES																
TOTAL XYLENES	2.0		ug/L	U	YES																
trans-1,2-Dichloroethene	1.0		ug/L	U	YES																
trans-1,3-Dichloropropene	1.0		ug/L	U	YES																
Trichloroethene	1.0		ug/L	U	YES																
Vinyl chloride	1.0		ug/L	U	YES																
Analysis Method : 8270C						**Dilution: 1**															
1,2,4-Trichlorobenzene	1.2		ug/L	U	YES																
1,2-Dichlorobenzene	1.2		ug/L	U	YES																
1,3-Dichlorobenzene	1.2		ug/L	U	YES																
1,4-Dichlorobenzene	1.2		ug/L	U	YES																
2,2-OXYBIS (1-CHLOROPROPANE)	1.2		ug/L	U	YES																
2,4,5-Trichlorophenol	6.1		ug/L	U	YES	UJ							UJ								G-
2,4,6-Trichlorophenol	6.1		ug/L	U	YES	UJ							UJ								G-
2,4-Dichlorophenol	2.4		ug/L	U	YES	UJ							UJ								G-
2,4-Dimethylphenol	2.4		ug/L	U	YES	UJ							UJ								G-
2,4-Dinitrophenol	6.1		ug/L	U	YES	UJ					UJ		UJ								Pj-,H-,G-
2,4-Dinitrotoluene	6.1		ug/L	U	YES																
2,6-Dinitrotoluene	6.1		ug/L	U	YES																
2-Chloronaphthalene	1.2		ug/L	U	YES																
2-Chlorophenol	1.2		ug/L	U	YES	UJ							UJ								G-
2-Methylnaphthalene	0.24		ug/L	U	YES																
2-Methylphenol	1.2		ug/L	U	YES	UJ							UJ								G-
2-Nitroaniline	2.4		ug/L	U	YES																
2-Nitrophenol	2.4		ug/L	U	YES	UJ							UJ								G-
3,3'-Dichlorobenzidine	6.1		ug/L	U	YES																
3-Nitroaniline	2.4		ug/L	U	YES																
4,6-Dinitro-2-methylphenol	6.1		ug/L	U	YES	UJ							UJ								G-
4-Bromophenyl phenyl ether	2.4		ug/L	U	YES																

* Overall result qualifier reflects summation of qualifiers added during automated data review and any qualifiers added manually for categories not assessed by automated data review

Sample Qualification Report with Reason Codes (All Results sorted by Client Sample ID)

Client Sample ID : FWGBKGmw-004C-0509-GW **Lab Report Batch :** A7J110400 **Lab ID :** STLCAN

Sample Date : 10/11/2007 **Analysis Type: RES** **Sample Matrix :** AQ

Lab Sample ID: A7J110400001

Reviewed By / Date : Angye Dragoe 12/17/07 **Approved By / Date :** Heather McLean 12/17/07

Analyte Name	Result	Uncertainty / Error	Result Units	Lab Qual	Rep Res	Overall Qual*	Temp	HT	MB	LCS	MS	Lab Dup	Surr	Rep Limit	Moist Tot/Dis	Field QC	Tune	IC	ICV	CV / CCV	Reason Codes
Analysis Method : 8270C						**Dilution: 1**															
4-Chloro-3-methylphenol	2.4		ug/L	U	YES	UJ							UJ								G-
4-Chloroaniline	2.4		ug/L	U	YES																
4-Chlorophenyl phenyl ether	2.4		ug/L	U	YES																
4-Methylphenol	1.2		ug/L	U	YES	UJ							UJ								G-
4-Nitroanaline	2.4		ug/L	U	YES																
4-Nitrophenol	6.1		ug/L	U	YES	UJ							UJ								G-
Acenaphthene	0.24		ug/L	U	YES																
Acenaphthylene	0.24		ug/L	U	YES																
Anthracene	0.24		ug/L	U	YES																
Benzo(a)anthracene	0.24		ug/L	U	YES																
Benzo(a)pyrene	0.24		ug/L	U	YES																
Benzo(b)fluoranthene	0.24		ug/L	U	YES																
BENZO(G,H,I)PERYLENE	0.24		ug/L	U	YES																
Benzo(k)fluoranthene	0.24		ug/L	U	YES																
Benzoic acid	12		ug/L	U	YES	R				R	UJ		UJ								Pj-,J-,H-,
Benzyl alcohol	6.1		ug/L	U	YES	UJ							UJ								G-
bis(2-Chloroethoxy)methane	1.2		ug/L	U	YES																
bis(2-Chloroethyl) ether	1.2		ug/L	U	YES																
bis(2-Ethylhexyl) phthalate	12		ug/L	U	YES																
Butylbenzyl Phthalate	1.2		ug/L	U	YES																
Carbazole	1.2		ug/L	U	YES																
Chrysene	0.24		ug/L	U	YES																
dibenzo(a,h)anthracene	0.24		ug/L	U	YES																
Dibenzofuran	1.2		ug/L	U	YES																
Diethyl phthalate	1.2		ug/L	U	YES																
Dimethyl phthalate	1.2		ug/L	U	YES																
Di-n-butyl phthalate	1.2		ug/L	U	YES																
Di-n-octyl phthalate	1.2		ug/L	U	YES																
Fluoranthene	0.24		ug/L	U	YES																
Fluorene	0.24		ug/L	U	YES																
Hexachlorobenzene	0.24		ug/L	U	YES																

* Overall result qualifier reflects summation of qualifiers added during automated data review and any qualifiers added manually for categories not assessed by automated data review

Sample Qualification Report with Reason Codes (All Results sorted by Client Sample ID)

Client Sample ID : FWGBKGmw-004C-0509-GW **Lab Report Batch :** A7J110400 **Lab ID :** STLCAN

Sample Date : 10/11/2007 **Analysis Type: RES** **Sample Matrix :** AQ

Lab Sample ID: A7J110400001

Reviewed By / Date : Angye Dragon 12/17/07 **Approved By / Date :** Heather Medley 12/17/07

Analyte Name	Result	Uncertainty / Error	Result Units	Lab Qual	Rep Res	Overall Qual*	Temp	HT	MB	LCS	MS	Lab Dup	Surr	Rep Limit	Moist Tot/Dis	Field QC	Tune	IC	ICV	CV / CCV	Reason Codes
Analysis Method : 8270C						**Dilution: 1**															
Hexachlorobutadiene	1.2		ug/L	U	YES																
Hexachlorocyclopentadiene	12		ug/L	U	YES	R				R	UJ										I,J-,H-
Hexachloroethane	1.2		ug/L	U	YES																
Indeno(1,2,3-cd)pyrene	0.24		ug/L	U	YES																
Isophorone	1.2		ug/L	U	YES																
Naphthalene	0.24		ug/L	U	YES																
Nitrobenzene	1.2		ug/L	U	YES																
N-nitroso-di-n-propylamine	1.2		ug/L	U	YES																
N-Nitrosodiphenylamine	1.2		ug/L	U	YES																
Pentachlorophenol	6.1		ug/L	U	YES	UJ							UJ								G-
Phenanthrene	0.24		ug/L	U	YES																
Phenol	1.2		ug/L	U	YES	UJ							UJ								G-
Pyrene	0.24		ug/L	U	YES																
Analysis Method : 9012A						**Dilution: 1**															
Cyanide	0.010		mg/L	U	YES	UJ					UJ										H-
Analysis Method : SW8330 Modified						**Dilution: 1**															
Nitroguanidine	20		ug/L	U	YES	UJ		UJ													D-

* Overall result qualifier reflects summation of qualifiers added during automated data review and any qualifiers added manually for categories not assessed by automated data review

Sample Qualification Report with Reason Codes (All Results sorted by Client Sample ID)

Client Sample ID : FWGBKGmw-005C-0510-GF **Lab Report Batch :** A7J110400 **Lab ID :** STLCAN

Sample Date : 10/11/2007 **Analysis Type: RES** **Sample Matrix :** AQ

Lab Sample ID: A7J110400019

Reviewed By / Date : Maggie Raggio 12/17/07 **Approved By / Date :** Heather McCoy 12/17/07

Analyte Name	Result	Uncertainty / Error	Result Units	Lab Qual	Rep Res	Overall Qual*	Temp	HT	MB	LCS	MS	Lab Dup	Surr	Rep Limit	Moist Tot/Dis	Field QC	Tune	IC	ICV	CV / CCV	Reason Codes
Analysis Method : 6860						**Dilution: 1**															
Perchlorate	0.013		ug/L	J	YES	J								J					J		L, V

* Overall result qualifier reflects summation of qualifiers added during automated data review and any qualifiers added manually for categories not assessed by automated data review

Sample Qualification Report with Reason Codes (All Results sorted by Client Sample ID)

Client Sample ID : FWGBKGmw-005C-0510-GF **Lab Report Batch :** A7J110400 **Lab ID :** STLCAN

Sample Date : 10/11/2007 **Analysis Type: RES/TOT** **Sample Matrix :** AQ

Lab Sample ID: A7J110400019

Reviewed By / Date : Angie Draffin 12/17/07 **Approved By / Date :** Heather Medley 12/17/07

Analyte Name	Result	Uncertainty / Error	Result Units	Lab Qual	Rep Res	Overall Qual*	Temp	HT	MB	LCS	MS	Lab Dup	Surr	Rep Limit	Moist Tot/Dis	Field QC	Tune	IC	ICV	CV / CCV	Reason Codes
Analysis Method : 6010B						**Dilution: 1**															
Arsenic	5.0		ug/L	U	YES																
Barium	16.3		ug/L		YES																
Calcium	85100		ug/L		YES																
Chromium	5.0		ug/L	U	YES																
Cobalt	5.0		ug/L	U	YES																
Copper	5.0		ug/L	U	YES																
Lead	3.0		ug/L	U	YES																
Magnesium	19500		ug/L		YES																
Manganese	2.9		ug/L	B J	YES	J						J		J							L, Z
Nickel	3.6		ug/L	B	YES	J								J							L
Potassium	1230		ug/L	J	YES																
Selenium	5.0		ug/L	U	YES																
Silver	5.0		ug/L	U	YES	R															Pj-
Sodium	10800		ug/L		YES																
Vanadium	10.0		ug/L	U	YES																
Analysis Method : 6020						**Dilution: 1**															
Aluminum	50.0		ug/L	U	YES																
Antimony	2.0		ug/L	U	YES																
Beryllium	1.0		ug/L	U	YES																
Cadmium	0.50		ug/L	U	YES																
Iron	251		ug/L		YES	J						J									Z
Thallium	1.0		ug/L	U	YES																
Zinc	5.2		ug/L	B J	YES	J								J							L
Analysis Method : 7470A						**Dilution: 1**															
Mercury	0.20		ug/L	U	YES																

* Overall result qualifier reflects summation of qualifiers added during automated data review and any qualifiers added manually for categories not assessed by automated data review

Sample Qualification Report with Reason Codes (All Results sorted by Client Sample ID)

Client Sample ID : FWGBKGmw-005C-0510-GW **Lab Report Batch :** A7J110400 **Lab ID :** STLCAN

Sample Date : 10/11/2007 **Analysis Type: DL** **Sample Matrix :** AQ

Lab Sample ID: A7J110400018

Reviewed By / Date : 12/17/07 **Approved By / Date :** 12/17/07

Analyte Name	Result	Uncertainty / Error	Result Units	Lab Qual	Rep Res	Overall Qual*	Temp	HT	MB	LCS	MS	Lab Dup	Surr	Rep Limit	Moist Tot/Dis	Field QC	Tune	IC	ICV	CV / CCV	Reason Codes
Analysis Method : 8330						**Dilution: 1.01**															
1,3,5-Trinitrobenzene	0.10		ug/L	U	YES																
1,3-Dinitrobenzene	0.10		ug/L	U	YES																
2,4,6-TNT	0.10		ug/L	U	YES																
2,4-Dinitrotoluene	0.10		ug/L	U	YES																
2,6-Dinitrotoluene	0.10		ug/L	U	YES																
2-Amino-4,6-dinitrotoluene	0.10		ug/L	U	YES																
2-Nitrotoluene	0.50		ug/L	U	YES																
3-Nitrotoluene	0.50		ug/L	U	YES																
4-Amino-2,6-Dinitrotoluene	0.10		ug/L	U	YES																
4-Nitrotoluene	0.50		ug/L	U	YES																
HMX	0.10		ug/L	U	YES																
Nitrobenzene	0.10		ug/L	U	YES																
NITROGLYCERINE	0.66		ug/L	U	YES																
Pentaerythritol Tetranitrate (PETN)	0.66		ug/L	U	YES																
RDX	0.10		ug/L	U	YES																
TETRYL	0.10		ug/L	U	YES																

* Overall result qualifier reflects summation of qualifiers added during automated data review and any qualifiers added manually for categories not assessed by automated data review

Sample Qualification Report with Reason Codes (All Results sorted by Client Sample ID)

Client Sample ID : FWGBKGmw-005C-0510-GW **Lab Report Batch :** A7J110400 **Lab ID :** STLCAN

Sample Date : 10/11/2007 **Analysis Type: RES** **Sample Matrix :** AQ

Lab Sample ID: A7J110400018

Reviewed By / Date : 12/17/07 **Approved By / Date :** 12/17/07

Analyte Name	Result	Uncertainty / Error	Result Units	Lab Qual	Rep Res	Overall Qual*	Temp	HT	MB	LCS	MS	Lab Dup	Surr	Rep Limit	Moist Tot/Dis	Field QC	Tune	IC	ICV	CV / CCV	Reason Codes
Analysis Method : 8260B						**Dilution: 1**															
1,1,1-Trichloroethane	1.0		ug/L	U	YES																
1,1,2,2-Tetrachloroethane	1.0		ug/L	U	YES																
1,1,2-Trichloroethane	1.0		ug/L	U	YES																
1,1-Dichloroethane	1.0		ug/L	U	YES																
1,1-Dichloroethene	1.0		ug/L	U	YES																
1,2-Dibromoethane	1.0		ug/L	U	YES																
1,2-Dichloroethane	1.0		ug/L	U	YES																
1,2-Dichloroethene (total)	1.0		ug/L	U	YES																
1,2-Dichloropropane	1.0		ug/L	U	YES																
2-Butanone	10		ug/L	U	YES																
2-Hexanone	10		ug/L	U	YES																
4-Methyl-2-pentanone	10		ug/L	U	YES																
Acetone	10		ug/L	U	YES	None															
Benzene	1.0		ug/L	U	YES																
Bromochloromethane	1.0		ug/L	U	YES																
Bromodichloromethane	1.0		ug/L	U	YES																
Bromoform	1.0		ug/L	U	YES																
Bromomethane	1.0		ug/L	U	YES																
Carbon disulfide	1.0		ug/L	U	YES																
Carbon tetrachloride	1.0		ug/L	U	YES																
Chlorobenzene	1.0		ug/L	U	YES																
Chloroethane	1.0		ug/L	U	YES																
Chloroform	1.0		ug/L	U	YES																
Chloromethane	1.0		ug/L	U	YES																
cis-1,2-Dichloroethene	1.0		ug/L	U	YES																
cis-1,3-Dichloropropene	1.0		ug/L	U	YES																
Dibromochloromethane	1.0		ug/L	U	YES																
Ethylbenzene	1.0		ug/L	U	YES																
M&P-XYLENES	2.0		ug/L	U	YES																
Methylene chloride	2.0		ug/L	U	YES																
o-Xylene	1.0		ug/L	U	YES																

* Overall result qualifier reflects summation of qualifiers added during automated data review and any qualifiers added manually for categories not assessed by automated data review

Sample Qualification Report with Reason Codes (All Results sorted by Client Sample ID)

Client Sample ID : FWGBKGmw-005C-0510-GW **Lab Report Batch :** A7J110400 **Lab ID :** STLCAN

Sample Date : 10/11/2007 **Analysis Type: RES** **Sample Matrix :** AQ

Lab Sample ID: A7J110400018

Reviewed By / Date : 12/17/07 **Approved By / Date :** 12/17/07

Analyte Name	Result	Uncertainty / Error	Result Units	Lab Qual	Rep Res	Overall Qual*	Temp	HT	MB	LCS	MS	Lab Dup	Surr	Rep Limit	Moist Tot/Dis	Field QC	Tune	IC	ICV	CV / CCV	Reason Codes
Analysis Method : 353.2 Modified						**Dilution: 1**															
Nitrocellulose	0.50		mg/L	U	YES	UJ					UJ										Pj- I
Analysis Method : 8081A						**Dilution: 1**															
4,4'-DDD	0.030		ug/L	U	YES	UJ															Pj-
4,4'-DDE	0.030		ug/L	U	YES																
4,4'-DDT	0.030		ug/L	U	YES																
Aldrin	0.030		ug/L	U	YES																
alpha-BHC	0.030		ug/L	U	YES																
alpha-Chordane	0.030		ug/L	U	YES																
beta-BHC	0.030		ug/L	U	YES																
delta-BHC	0.030		ug/L	U	YES																
Dieldrin	0.030		ug/L	U	YES																
Endosulfan I	0.025		ug/L	U	YES	UJ				UJ											J-
Endosulfan II	0.025		ug/L	U	YES																
Endosulfan sulfate	0.030		ug/L	U	YES																
Endrin	0.030		ug/L	U	YES																
Endrin aldehyde	0.030		ug/L	U	YES																
Endrin ketone	0.030		ug/L	U	YES																
gamma-BHC	0.030		ug/L	U	YES																
gamma-Chlordane	0.030		ug/L	U	YES																
Heptachlor	0.030		ug/L	U	YES																
Heptachlor epoxide	0.030		ug/L	U	YES																
Methoxychlor	0.10		ug/L	U	YES																
Toxaphene	2.0		ug/L	U	YES																
Analysis Method : 8082						**Dilution: 1**															
Aroclor 1016	0.50		ug/L	U	YES																
Aroclor 1221	0.50		ug/L	U	YES																
Aroclor 1232	0.50		ug/L	U	YES																
Aroclor 1242	0.50		ug/L	U	YES																
Aroclor 1248	0.50		ug/L	U	YES																
Aroclor 1254	0.50		ug/L	U	YES																
Aroclor 1260	0.50		ug/L	U	YES																
Analysis Method : 8260B						**Dilution: 1**															

* Overall result qualifier reflects summation of qualifiers added during automated data review and any qualifiers added manually for categories not assessed by automated data review

Sample Qualification Report with Reason Codes (All Results sorted by Client Sample ID)

Client Sample ID : FWGBKGmw-005C-0510-GW **Lab Report Batch :** A7J110400 **Lab ID :** STLCAN

Sample Date : 10/11/2007 **Analysis Type: RES** **Sample Matrix :** AQ

Lab Sample ID: A7J110400018

Reviewed By / Date : Angie Dugo 12/17/07 **Approved By / Date :** Heather Medley 12/17/07

Analyte Name	Result	Uncertainty / Error	Result Units	Lab Qual	Rep Res	Overall Qual*	Temp	HT	MB	LCS	MS	Lab Dup	Surr	Rep Limit	Moist Tot/Dis	Field QC	Tune	IC	ICV	CV / CCV	Reason Codes
Analysis Method : 8260B						**Dilution: 1**															
Styrene	1.0		ug/L	U	YES																
Tetrachloroethene	1.0		ug/L	U	YES																
Toluene	1.0		ug/L	U	YES																
TOTAL XYLENES	2.0		ug/L	U	YES																
trans-1,2-Dichloroethene	1.0		ug/L	U	YES																
trans-1,3-Dichloropropene	1.0		ug/L	U	YES																
Trichloroethene	1.0		ug/L	U	YES																
Vinyl chloride	1.0		ug/L	U	YES																
Analysis Method : 8270C						**Dilution: 1**															
1,2,4-Trichlorobenzene	1.0		ug/L	U	YES																
1,2-Dichlorobenzene	1.0		ug/L	U	YES																
1,3-Dichlorobenzene	1.0		ug/L	U	YES																
1,4-Dichlorobenzene	1.0		ug/L	U	YES																
2,2-OXYBIS (1-CHLOROPROPANE)	1.0		ug/L	U	YES																
2,4,5-Trichlorophenol	5.0		ug/L	U	YES																
2,4,6-Trichlorophenol	5.0		ug/L	U	YES																
2,4-Dichlorophenol	2.0		ug/L	U	YES																
2,4-Dimethylphenol	2.0		ug/L	U	YES																
2,4-Dinitrophenol	5.0		ug/L	U	YES	UJ															Pj-
2,4-Dinitrotoluene	5.0		ug/L	U	YES																
2,6-Dinitrotoluene	5.0		ug/L	U	YES																
2-Chloronaphthalene	1.0		ug/L	U	YES																
2-Chlorophenol	1.0		ug/L	U	YES																
2-Methylnaphthalene	0.20		ug/L	U	YES																
2-Methylphenol	1.0		ug/L	U	YES																
2-Nitroaniline	2.0		ug/L	U	YES																
2-Nitrophenol	2.0		ug/L	U	YES																
3,3'-Dichlorobenzidine	5.0		ug/L	U	YES																
3-Nitroaniline	2.0		ug/L	U	YES																
4,6-Dinitro-2-methylphenol	5.0		ug/L	U	YES																
4-Bromophenyl phenyl ether	2.0		ug/L	U	YES																

* Overall result qualifier reflects summation of qualifiers added during automated data review and any qualifiers added manually for categories not assessed by automated data review

Sample Qualification Report with Reason Codes (All Results sorted by Client Sample ID)

Client Sample ID : FWGBKGmw-005C-0510-GW **Lab Report Batch :** A7J110400 **Lab ID :** STLCAN

Sample Date : 10/11/2007 **Analysis Type: RES** **Sample Matrix :** AQ

Lab Sample ID: A7J110400018

Reviewed By / Date : 12/17/07 **Approved By / Date :** 12/17/07

Analyte Name	Result	Uncertainty / Error	Result Units	Lab Qual	Rep Res	Overall Qual*	Temp	HT	MB	LCS	MS	Lab Dup	Surr	Rep Limit	Moist Tot/Dis	Field QC	Tune	IC	ICV	CV / CCV	Reason Codes
Analysis Method : 8270C						**Dilution: 1**															
4-Chloro-3-methylphenol	2.0		ug/L	U	YES																
4-Chloroaniline	2.0		ug/L	U	YES																
4-Chlorophenyl phenyl ether	2.0		ug/L	U	YES																
4-Methylphenol	1.0		ug/L	U	YES																
4-Nitroanaline	2.0		ug/L	U	YES																
4-Nitrophenol	5.0		ug/L	U	YES																
Acenaphthene	0.20		ug/L	U	YES																
Acenaphthylene	0.20		ug/L	U	YES																
Anthracene	0.20		ug/L	U	YES																
Benzo(a)anthracene	0.20		ug/L	U	YES																
Benzo(a)pyrene	0.20		ug/L	U	YES																
Benzo(b)fluoranthene	0.20		ug/L	U	YES																
BENZO(G,H,I)PERYLENE	0.20		ug/L	U	YES																
Benzo(k)fluoranthene	0.20		ug/L	U	YES																
Benzoic acid	10		ug/L	U	YES	R				R											Pj-,J-
Benzyl alcohol	5.0		ug/L	U	YES																
bis(2-Chloroethoxy)methane	1.0		ug/L	U	YES																
bis(2-Chloroethyl) ether	1.0		ug/L	U	YES																
bis(2-Ethylhexyl) phthalate	10		ug/L	U	YES																
Butylbenzyl Phthalate	1.0		ug/L	U	YES																
Carbazole	1.0		ug/L	U	YES																
Chrysene	0.20		ug/L	U	YES																
dibenzo(a,h)anthracene	0.20		ug/L	U	YES																
Dibenzofuran	1.0		ug/L	U	YES																
Diethyl phthalate	1.0		ug/L	U	YES																
Dimethyl phthalate	1.0		ug/L	U	YES																
Di-n-butyl phthalate	1.0		ug/L	U	YES																
Di-n-octyl phthalate	1.0		ug/L	U	YES																
Fluoranthene	0.20		ug/L	U	YES																
Fluorene	0.20		ug/L	U	YES																
Hexachlorobenzene	0.20		ug/L	U	YES																

* Overall result qualifier reflects summation of qualifiers added during automated data review and any qualifiers added manually for categories not assessed by automated data review

Sample Qualification Report with Reason Codes (All Results sorted by Client Sample ID)

Client Sample ID : FWGBKGmw-005C-0510-GW **Lab Report Batch :** A7J110400 **Lab ID :** STLCAN

Sample Date : 10/11/2007 **Analysis Type: RES** **Sample Matrix :** AQ

Lab Sample ID: A7J110400018

Reviewed By / Date : Angie Drago 12/17/07 **Approved By / Date :** Heather McKay 12/17/07

Analyte Name	Result	Uncertainty / Error	Result Units	Lab Qual	Rep Res	Overall Qual*	Temp	HT	MB	LCS	MS	Lab Dup	Surr	Rep Limit	Moist Tot/Dis	Field QC	Tune	IC	ICV	CV / CCV	Reason Codes
Analysis Method : 8270C						**Dilution: 1**															
Hexachlorobutadiene	1.0		ug/L	U	YES																
Hexachlorocyclopentadiene	10		ug/L	U	YES	R				R											J-
Hexachloroethane	1.0		ug/L	U	YES																
Indeno(1,2,3-cd)pyrene	0.20		ug/L	U	YES																
Isophorone	1.0		ug/L	U	YES																
Naphthalene	0.20		ug/L	U	YES																
Nitrobenzene	1.0		ug/L	U	YES																
N-nitroso-di-n-propylamine	1.0		ug/L	U	YES																
N-Nitrosodiphenylamine	1.0		ug/L	U	YES																
Pentachlorophenol	5.0		ug/L	U	YES																
Phenanthrene	0.20		ug/L	U	YES																
Phenol	1.0		ug/L	U	YES																
Pyrene	0.20		ug/L	U	YES																
Analysis Method : 9012A						**Dilution: 1**															
Cyanide	0.010		mg/L	U	YES	UJ					UJ										H-
Analysis Method : SW8330 Modified						**Dilution: 1**															
Nitroguanidine	20		ug/L	U	YES	UJ		UJ													D-

* Overall result qualifier reflects summation of qualifiers added during automated data review and any qualifiers added manually for categories not assessed by automated data review

Sample Qualification Report with Reason Codes (All Results sorted by Client Sample ID)

Client Sample ID : FWGBKGmw-006C-0511-GF **Lab Report Batch :** A7J110400 **Lab ID :** STLCAN

Sample Date : 10/11/2007 **Analysis Type: RES** **Sample Matrix :** AQ

Lab Sample ID: A7J110400015

Reviewed By / Date : Angie Dayton 12/17/07 **Approved By / Date :** Heather Medley 12/17/07

Analyte Name	Result	Uncertainty / Error	Result Units	Lab Qual	Rep Res	Overall Qual*	Temp	HT	MB	LCS	MS	Lab Dup	Surr	Rep Limit	Moist Tot/Dis	Field QC	Tune	IC	ICV	CV / CCV	Reason Codes
Analysis Method : 6860						**Dilution: 1**															
Perchlorate	0.020		ug/L	J	YES	J								J					J		L, D

* Overall result qualifier reflects summation of qualifiers added during automated data review and any qualifiers added manually for categories not assessed by automated data review

Sample Qualification Report with Reason Codes (All Results sorted by Client Sample ID)

Client Sample ID : FWGBKGmw-006C-0511-GF **Lab Report Batch :** A7J110400 **Lab ID :** STLCAN

Sample Date : 10/11/2007 **Analysis Type: RES/TOT** **Sample Matrix :** AQ

Lab Sample ID: A7J110400015

Reviewed By / Date : Angie Duggan 12/17/07 **Approved By / Date :** Heather Medley 12/17/07

Analyte Name	Result	Uncertainty / Error	Result Units	Lab Qual	Rep Res	Overall Qual*	Temp	HT	MB	LCS	MS	Lab Dup	Surr	Rep Limit	Moist Tot/Dis	Field QC	Tune	IC	ICV	CV / CCV	Reason Codes
Analysis Method : 6010B						**Dilution: 1**															
Arsenic	5.0		ug/L	U	YES																
Barium	16.1		ug/L		YES																
Calcium	69900		ug/L		YES																
Chromium	5.0		ug/L	U	YES																
Cobalt	5.0		ug/L	U	YES																
Copper	5.0		ug/L	U	YES																
Lead	3.0		ug/L	U	YES																
Magnesium	21800		ug/L		YES																
Manganese	191		ug/L	J	YES	J						J									Z
Nickel	10.0		ug/L	U	YES																
Potassium	2170		ug/L	J	YES																
Selenium	5.0		ug/L	U	YES																
Silver	5.0		ug/L	U	YES	R															Pj-
Sodium	43600		ug/L		YES																
Vanadium	10.0		ug/L	U	YES																
Analysis Method : 6020						**Dilution: 1**															
Aluminum	50.0		ug/L	U	YES																
Antimony	2.0		ug/L	U	YES																
Beryllium	1.0		ug/L	U	YES																
Cadmium	0.50		ug/L	U	YES																
Iron	742		ug/L		YES	J						J									Z
Thallium	1.0		ug/L	U	YES																
Zinc	10.0		ug/L	U	YES																
Analysis Method : 7470A						**Dilution: 1**															
Mercury	0.20		ug/L	U	YES																

* Overall result qualifier reflects summation of qualifiers added during automated data review and any qualifiers added manually for categories not assessed by automated data review

Sample Qualification Report with Reason Codes (All Results sorted by Client Sample ID)

Client Sample ID : FWGBKGmw-006C-0511-GW **Lab Report Batch :** A7J110400 **Lab ID :** STLCAN

Sample Date : 10/11/2007 **Analysis Type: RES** **Sample Matrix :** AQ

Lab Sample ID: A7J110400014

Reviewed By / Date : Angie Dayton **Approved By / Date :** Heather Medley 12/17/07

Analyte Name	Result	Uncertainty / Error	Result Units	Lab Qual	Rep Res	Overall Qual*	Temp	HT	MB	LCS	MS	Lab Dup	Surr	Rep Limit	Moist Tot/Dis	Field QC	Tune	IC	ICV	CV / CCV	Reason Codes
Analysis Method : 353.2 Modified						**Dilution: 1**															
Nitrocellulose	0.50		mg/L	U	YES	UJ					UJ										Pj-
Analysis Method : 8081A						**Dilution: 1**															
4,4'-DDD	0.030		ug/L	U	YES	UJ							UJ								Pj-,G-
4,4'-DDE	0.030		ug/L	U	YES	UJ							UJ								G-
4,4'-DDT	0.030		ug/L	U	YES	UJ							UJ								G-
Aldrin	0.030		ug/L	U	YES	UJ							UJ								G-
alpha-BHC	0.030		ug/L	U	YES	UJ							UJ								G-
alpha-Chordane	0.030		ug/L	U	YES	UJ							UJ								G-
beta-BHC	0.030		ug/L	U	YES	UJ							UJ								G-
delta-BHC	0.025		ug/L	J	YES	J							J	J							L
Dieldrin	0.030		ug/L	U	YES	UJ							UJ								G-
Endosulfan I	0.025		ug/L	U	YES	UJ				UJ			UJ								G-,J-
Endosulfan II	0.025		ug/L	U	YES	UJ							UJ								G-
Endosulfan sulfate	0.030		ug/L	U	YES	UJ							UJ								G-
Endrin	0.030		ug/L	U	YES	UJ							UJ								G-
Endrin aldehyde	0.030		ug/L	U	YES	UJ							UJ								G-
Endrin ketone	0.030		ug/L	U	YES	UJ							UJ								G-
gamma-BHC	0.030		ug/L	U	YES	UJ							UJ								G-
gamma-Chlordane	0.030		ug/L	U	YES	UJ							UJ								G-
Heptachlor	0.030		ug/L	U	YES	UJ							UJ								G-
Heptachlor epoxide	0.030		ug/L	U	YES	UJ							UJ								G-
Methoxychlor	0.10		ug/L	U	YES	UJ							UJ								G-
Toxaphene	2.0		ug/L	U	YES	UJ							UJ								G-
Analysis Method : 8082						**Dilution: 1**															
Aroclor 1016	0.50		ug/L	U	YES	UJ							UJ								G-
Aroclor 1221	0.50		ug/L	U	YES	UJ							UJ								G-
Aroclor 1232	0.50		ug/L	U	YES	UJ							UJ								G-
Aroclor 1242	0.50		ug/L	U	YES	UJ							UJ								G-
Aroclor 1248	0.50		ug/L	U	YES	UJ							UJ								G-
Aroclor 1254	0.50		ug/L	U	YES	UJ							UJ								G-
Aroclor 1260	0.50		ug/L	U	YES	UJ							UJ								G-
Analysis Method : 8260B						**Dilution: 1**															

* Overall result qualifier reflects summation of qualifiers added during automated data review and any qualifiers added manually for categories not assessed by automated data review

Sample Qualification Report with Reason Codes (All Results sorted by Client Sample ID)

Client Sample ID : FWGBKGmw-006C-0511-GW **Lab Report Batch :** A7J110400 **Lab ID :** STLCAN

Sample Date : 10/11/2007 **Analysis Type: DL** **Sample Matrix :** AQ

Lab Sample ID: A7J110400014

Reviewed By / Date : Angie Drafton 12/17/07 **Approved By / Date :** Heather McCoy 12/17/07

Analyte Name	Result	Uncertainty / Error	Result Units	Lab Qual	Rep Res	Overall Qual*	Temp	HT	MB	LCS	MS	Lab Dup	Surr	Rep Limit	Moist Tot/Dis	Field QC	Tune	IC	ICV	CV / CCV	Reason Codes
Analysis Method : 8330						**Dilution: 0.99**															
1,3,5-Trinitrobenzene	0.099		ug/L	U	YES																
1,3-Dinitrobenzene	0.099		ug/L	U	YES																
2,4,6-TNT	0.099		ug/L	U	YES																
2,4-Dinitrotoluene	0.099		ug/L	U	YES																
2,6-Dinitrotoluene	0.099		ug/L	U	YES																
2-Amino-4,6-dinitrotoluene	0.099		ug/L	U	YES																
2-Nitrotoluene	0.50		ug/L	U	YES																
3-Nitrotoluene	0.50		ug/L	U	YES																
4-Amino-2,6-Dinitrotoluene	0.099		ug/L	U	YES																
4-Nitrotoluene	0.50		ug/L	U	YES																
HMX	0.099		ug/L	U	YES																
Nitrobenzene	0.099		ug/L	U	YES																
NITROGLYCERINE	0.64		ug/L	U	YES																
Pentaerythritol Tetranitrate (PETN)	0.64		ug/L	U	YES																
RDX	0.099		ug/L	U	YES																
TETRYL	0.099		ug/L	U	YES																

* Overall result qualifier reflects summation of qualifiers added during automated data review and any qualifiers added manually for categories not assessed by automated data review

Sample Qualification Report with Reason Codes (All Results sorted by Client Sample ID)

Client Sample ID : FWGBKGmw-006C-0511-GW **Lab Report Batch :** A7J110400 **Lab ID :** STLCAN

Sample Date : 10/11/2007 **Analysis Type: RES** **Sample Matrix :** AQ

Lab Sample ID: A7J110400014

Reviewed By / Date : 12/17/07 **Approved By / Date :** 12/17/07

Analyte Name	Result	Uncertainty / Error	Result Units	Lab Qual	Rep Res	Overall Qual*	Temp	HT	MB	LCS	MS	Lab Dup	Surr	Rep Limit	Moist Tot/Dis	Field QC	Tune	IC	ICV	CV / CCV	Reason Codes
Analysis Method : 8260B						**Dilution: 1**															
1,1,1-Trichloroethane	1.0		ug/L	U	YES																
1,1,2,2-Tetrachloroethane	1.0		ug/L	U	YES																
1,1,2-Trichloroethane	1.0		ug/L	U	YES																
1,1-Dichloroethane	1.0		ug/L	U	YES																
1,1-Dichloroethene	1.0		ug/L	U	YES																
1,2-Dibromoethane	1.0		ug/L	U	YES																
1,2-Dichloroethane	1.0		ug/L	U	YES																
1,2-Dichloroethene (total)	1.0		ug/L	U	YES																
1,2-Dichloropropane	1.0		ug/L	U	YES																
2-Butanone	10		ug/L	U	YES																
2-Hexanone	10		ug/L	U	YES																
4-Methyl-2-pentanone	10		ug/L	U	YES																
Acetone	10		ug/L	U	YES	None															
Benzene	1.0		ug/L	U	YES																
Bromochloromethane	1.0		ug/L	U	YES																
Bromodichloromethane	1.0		ug/L	U	YES																
Bromoform	1.0		ug/L	U	YES																
Bromomethane	1.0		ug/L	U	YES																
Carbon disulfide	1.0		ug/L	U	YES																
Carbon tetrachloride	1.0		ug/L	U	YES																
Chlorobenzene	1.0		ug/L	U	YES																
Chloroethane	1.0		ug/L	U	YES																
Chloroform	1.0		ug/L	U	YES																
Chloromethane	1.0		ug/L	U	YES																
cis-1,2-Dichloroethene	1.0		ug/L	U	YES																
cis-1,3-Dichloropropene	1.0		ug/L	U	YES																
Dibromochloromethane	1.0		ug/L	U	YES																
Ethylbenzene	1.0		ug/L	U	YES																
M&P-XYLENES	2.0		ug/L	U	YES																
Methylene chloride	2.0		ug/L	U	YES																
o-Xylene	1.0		ug/L	U	YES																

* Overall result qualifier reflects summation of qualifiers added during automated data review and any qualifiers added manually for categories not assessed by automated data review

Sample Qualification Report with Reason Codes (All Results sorted by Client Sample ID)

Client Sample ID : FWGBKGmw-006C-0511-GW **Lab Report Batch :** A7J110400 **Lab ID :** STLCAN

Sample Date : 10/11/2007 **Analysis Type: RES** **Sample Matrix :** AQ

Lab Sample ID: A7J110400014

Reviewed By / Date : 12/17/07 **Approved By / Date :** 12/17/07

Analyte Name	Result	Uncertainty / Error	Result Units	Lab Qual	Rep Res	Overall Qual*	Temp	HT	MB	LCS	MS	Lab Dup	Surr	Rep Limit	Moist Tot/Dis	Field QC	Tune	IC	ICV	CV / CCV	Reason Codes
Analysis Method : 8260B						**Dilution: 1**															
Styrene	1.0		ug/L	U	YES																
Tetrachloroethene	1.0		ug/L	U	YES																
Toluene	1.0		ug/L	U	YES																
TOTAL XYLENES	2.0		ug/L	U	YES																
trans-1,2-Dichloroethene	1.0		ug/L	U	YES																
trans-1,3-Dichloropropene	1.0		ug/L	U	YES																
Trichloroethene	1.0		ug/L	U	YES																
Vinyl chloride	1.0		ug/L	U	YES																
Analysis Method : 8270C						**Dilution: 1**															
1,2,4-Trichlorobenzene	1.0		ug/L	U	YES																
1,2-Dichlorobenzene	1.0		ug/L	U	YES																
1,3-Dichlorobenzene	1.0		ug/L	U	YES																
1,4-Dichlorobenzene	1.0		ug/L	U	YES																
2,2-OXYBIS (1-CHLOROPROPANE)	1.0		ug/L	U	YES																
2,4,5-Trichlorophenol	5.0		ug/L	U	YES																
2,4,6-Trichlorophenol	5.0		ug/L	U	YES																
2,4-Dichlorophenol	2.0		ug/L	U	YES																
2,4-Dimethylphenol	2.0		ug/L	U	YES																
2,4-Dinitrophenol	5.0		ug/L	U	YES	UJ															Pj-
2,4-Dinitrotoluene	5.0		ug/L	U	YES																
2,6-Dinitrotoluene	5.0		ug/L	U	YES																
2-Chloronaphthalene	1.0		ug/L	U	YES																
2-Chlorophenol	1.0		ug/L	U	YES																
2-Methylnaphthalene	0.20		ug/L	U	YES																
2-Methylphenol	1.0		ug/L	U	YES																
2-Nitroaniline	2.0		ug/L	U	YES																
2-Nitrophenol	2.0		ug/L	U	YES																
3,3'-Dichlorobenzidine	5.0		ug/L	U	YES																
3-Nitroaniline	2.0		ug/L	U	YES																
4,6-Dinitro-2-methylphenol	5.0		ug/L	U	YES																
4-Bromophenyl phenyl ether	2.0		ug/L	U	YES																

* Overall result qualifier reflects summation of qualifiers added during automated data review and any qualifiers added manually for categories not assessed by automated data review

Sample Qualification Report with Reason Codes (All Results sorted by Client Sample ID)

Client Sample ID : FWGBKGmw-006C-0511-GW **Lab Report Batch :** A7J110400 **Lab ID :** STLCAN

Sample Date : 10/11/2007 **Analysis Type: RES** **Sample Matrix :** AQ

Lab Sample ID: A7J110400014

Reviewed By / Date : 12/17/07 **Approved By / Date :** 12/17/07

Analyte Name	Result	Uncertainty / Error	Result Units	Lab Qual	Rep Res	Overall Qual*	Temp	HT	MB	LCS	MS	Lab Dup	Surr	Rep Limit	Moist Tot/Dis	Field QC	Tune	IC	ICV	CV / CCV	Reason Codes
Analysis Method : 8270C						**Dilution: 1**															
4-Chloro-3-methylphenol	2.0		ug/L	U	YES																
4-Chloroaniline	2.0		ug/L	U	YES																
4-Chlorophenyl phenyl ether	2.0		ug/L	U	YES																
4-Methylphenol	1.0		ug/L	U	YES																
4-Nitroanaline	2.0		ug/L	U	YES																
4-Nitrophenol	5.0		ug/L	U	YES																
Acenaphthene	0.20		ug/L	U	YES																
Acenaphthylene	0.20		ug/L	U	YES																
Anthracene	0.20		ug/L	U	YES																
Benzo(a)anthracene	0.20		ug/L	U	YES																
Benzo(a)pyrene	0.20		ug/L	U	YES																
Benzo(b)fluoranthene	0.20		ug/L	U	YES																
BENZO(G,H,I)PERYLENE	0.20		ug/L	U	YES																
Benzo(k)fluoranthene	0.20		ug/L	U	YES																
Benzoic acid	10		ug/L	U	YES	R				R											Pj-,J-
Benzyl alcohol	5.0		ug/L	U	YES																
bis(2-Chloroethoxy)methane	1.0		ug/L	U	YES																
bis(2-Chloroethyl) ether	1.0		ug/L	U	YES																
bis(2-Ethylhexyl) phthalate	1.8		ug/L	J B	YES																
Butylbenzyl Phthalate	1.0		ug/L	U	YES																
Carbazole	1.0		ug/L	U	YES																
Chrysene	0.20		ug/L	U	YES																
dibenzo(a,h)anthracene	0.20		ug/L	U	YES																
Dibenzofuran	1.0		ug/L	U	YES																
Diethyl phthalate	1.0		ug/L	U	YES																
Dimethyl phthalate	1.0		ug/L	U	YES																
Di-n-butyl phthalate	1.0		ug/L	U	YES																
Di-n-octyl phthalate	1.0		ug/L	U	YES																
Fluoranthene	0.20		ug/L	U	YES																
Fluorene	0.20		ug/L	U	YES																
Hexachlorobenzene	0.20		ug/L	U	YES																

* Overall result qualifier reflects summation of qualifiers added during automated data review and any qualifiers added manually for categories not assessed by automated data review

Sample Qualification Report with Reason Codes (All Results sorted by Client Sample ID)

Client Sample ID : FWGBKGmw-006C-0511-GW **Lab Report Batch :** A7J110400 **Lab ID :** STLCAN

Sample Date : 10/11/2007 **Analysis Type: RES** **Sample Matrix :** AQ

Lab Sample ID: A7J110400014

Reviewed By / Date : 12/17/07 **Approved By / Date :** 12/17/07

Analyte Name	Result	Uncertainty / Error	Result Units	Lab Qual	Rep Res	Overall Qual*	Temp	HT	MB	LCS	MS	Lab Dup	Surr	Rep Limit	Moist Tot/Dis	Field QC	Tune	IC	ICV	CV / CCV	Reason Codes
Analysis Method : 8270C						**Dilution: 1**															
Hexachlorobutadiene	1.0		ug/L	U	YES																
Hexachlorocyclopentadiene	10		ug/L	U	YES	R				R											J-
Hexachloroethane	1.0		ug/L	U	YES																
Indeno(1,2,3-cd)pyrene	0.20		ug/L	U	YES																
Isophorone	1.0		ug/L	U	YES																
Naphthalene	0.20		ug/L	U	YES																
Nitrobenzene	1.0		ug/L	U	YES																
N-nitroso-di-n-propylamine	1.0		ug/L	U	YES																
N-Nitrosodiphenylamine	1.0		ug/L	U	YES																
Pentachlorophenol	5.0		ug/L	U	YES																
Phenanthrene	0.20		ug/L	U	YES																
Phenol	1.0		ug/L	U	YES																
Pyrene	0.20		ug/L	U	YES																
Analysis Method : 9012A						**Dilution: 1**															
Cyanide	0.010		mg/L	U	YES	UJ					UJ										H-
Analysis Method : SW8330 Modified						**Dilution: 1**															
Nitroguanidine	20		ug/L	U	YES	UJ		UJ													D-

* Overall result qualifier reflects summation of qualifiers added during automated data review and any qualifiers added manually for categories not assessed by automated data review

Sample Qualification Report with Reason Codes (All Results sorted by Client Sample ID)

Client Sample ID : FWGBKGmw-008C-0512-GF **Lab Report Batch :** A7J110400 **Lab ID :** STLCAN

Sample Date : 10/11/2007 **Analysis Type: RES** **Sample Matrix :** AQ

Lab Sample ID: A7J110400004

Reviewed By / Date : 12/17/07 **Approved By / Date :** 12/17/07

Analyte Name	Result	Uncertainty / Error	Result Units	Lab Qual	Rep Res	Overall Qual*	Temp	HT	MB	LCS	MS	Lab Dup	Surr	Rep Limit	Moist Tot/Dis	Field QC	Tune	IC	ICV	CV / CCV	Reason Codes
Analysis Method : 6860						**Dilution: 1**															
Perchlorate	0.028		ug/L	J	YES	J								J					J		L, U

* Overall result qualifier reflects summation of qualifiers added during automated data review and any qualifiers added manually for categories not assessed by automated data review

Sample Qualification Report with Reason Codes (All Results sorted by Client Sample ID)

Client Sample ID : FWGBKGmw-008C-0512-GF **Lab Report Batch :** A7J110400 **Lab ID :** STLCAN

Sample Date : 10/11/2007 **Analysis Type: RES/TOT** **Sample Matrix :** AQ

Lab Sample ID: A7J110400004

Reviewed By / Date : 12/17/07 **Approved By / Date :** 12/17/07

Analyte Name	Result	Uncertainty / Error	Result Units	Lab Qual	Rep Res	Overall Qual*	Temp	HT	MB	LCS	MS	Lab Dup	Surr	Rep Limit	Moist Tot/Dis	Field QC	Tune	IC	ICV	CV / CCV	Reason Codes
Analysis Method : 6010B						**Dilution: 1**															
Arsenic	5.0		ug/L	U	YES																
Barium	4.7		ug/L	B	YES	J								J							L
Calcium	24700		ug/L		YES																
Chromium	5.0		ug/L	U	YES																
Cobalt	5.0		ug/L	U	YES																
Copper	5.0		ug/L	U	YES																
Lead	3.0		ug/L	U	YES																
Magnesium	9750		ug/L		YES																
Manganese	29.1		ug/L	J	YES	J						J									Z
Nickel	10.0		ug/L	U	YES																
Potassium	511		ug/L	B J	YES	J								J							L
Selenium	5.0		ug/L	U	YES																
Silver	5.0		ug/L	U	YES	R															Pj-
Sodium	8760		ug/L		YES																
Vanadium	10.0		ug/L	U	YES																
Analysis Method : 6020						**Dilution: 1**															
Aluminum	50.0		ug/L	U	YES																
Antimony	0.26		ug/L	B	YES	J						J		J							L, Z
Beryllium	1.0		ug/L	U	YES																
Cadmium	0.50		ug/L	U	YES																
Iron	64.2		ug/L		YES	J						J									Z
Thallium	1.0		ug/L	U	YES																
Zinc	6.4		ug/L	B J	YES	J								J							L
Analysis Method : 7470A						**Dilution: 1**															
Mercury	0.20		ug/L	U	YES																

* Overall result qualifier reflects summation of qualifiers added during automated data review and any qualifiers added manually for categories not assessed by automated data review

Sample Qualification Report with Reason Codes (All Results sorted by Client Sample ID)

Client Sample ID : FWGBKGmw-008C-0512-GW **Lab Report Batch :** A7J110400 **Lab ID :** STLCAN

Sample Date : 10/11/2007 **Analysis Type: DL** **Sample Matrix :** AQ

Lab Sample ID: A7J110400003

Reviewed By / Date : 12/17/07 **Approved By / Date :** 12/17/07

Analyte Name	Result	Uncertainty / Error	Result Units	Lab Qual	Rep Res	Overall Qual*	Temp	HT	MB	LCS	MS	Lab Dup	Surr	Rep Limit	Moist Tot/Dis	Field QC	Tune	IC	ICV	CV / CCV	Reason Codes
Analysis Method : 8330						**Dilution: 1.13**															
1,3,5-Trinitrobenzene	0.11		ug/L	U	YES																
1,3-Dinitrobenzene	0.11		ug/L	U	YES																
2,4,6-TNT	0.11		ug/L	U	YES																
2,4-Dinitrotoluene	0.11		ug/L	U	YES																
2,6-Dinitrotoluene	0.11		ug/L	U	YES																
2-Amino-4,6-dinitrotoluene	0.11		ug/L	U	YES																
2-Nitrotoluene	0.56		ug/L	U	YES																
3-Nitrotoluene	0.56		ug/L	U	YES																
4-Amino-2,6-Dinitrotoluene	0.11		ug/L	U	YES																
4-Nitrotoluene	0.56		ug/L	U	YES																
HMX	0.11		ug/L	U	YES																
Nitrobenzene	0.11		ug/L	U	YES																
NITROGLYCERINE	0.73		ug/L	U	YES																
Pentaerythritol Tetranitrate (PETN)	0.73		ug/L	U	YES																
RDX	0.11		ug/L	U	YES																
TETRYL	0.11		ug/L	U	YES																

* Overall result qualifier reflects summation of qualifiers added during automated data review and any qualifiers added manually for categories not assessed by automated data review

Sample Qualification Report with Reason Codes (All Results sorted by Client Sample ID)

Client Sample ID : FWGBKGmw-008C-0512-GW **Lab Report Batch :** A7J110400 **Lab ID :** STLCAN

Sample Date : 10/11/2007 **Analysis Type: RES** **Sample Matrix :** AQ

Lab Sample ID: A7J110400003

Reviewed By / Date : 12/17/07 **Approved By / Date :** 12/17/07

Analyte Name	Result	Uncertainty / Error	Result Units	Lab Qual	Rep Res	Overall Qual*	Temp	HT	MB	LCS	MS	Lab Dup	Surr	Rep Limit	Moist Tot/Dis	Field QC	Tune	IC	ICV	CV / CCV	Reason Codes
Analysis Method : 353.2 Modified						**Dilution: 1**															
Nitrocellulose	0.50		mg/L	U	YES	UJ					UJ										Pj- I
Analysis Method : 8081A						**Dilution: 1**															
4,4'-DDD	0.030		ug/L	U	YES	UJ															Pj-
4,4'-DDE	0.030		ug/L	U	YES																
4,4'-DDT	0.030		ug/L	U	YES																
Aldrin	0.030		ug/L	U	YES																
alpha-BHC	0.030		ug/L	U	YES																
alpha-Chordane	0.030		ug/L	U	YES																
beta-BHC	0.030		ug/L	U	YES																
delta-BHC	0.030		ug/L	U	YES																
Dieldrin	0.030		ug/L	U	YES																
Endosulfan I	0.025		ug/L	U	YES	UJ				UJ											J-
Endosulfan II	0.025		ug/L	U	YES																
Endosulfan sulfate	0.030		ug/L	U	YES																
Endrin	0.030		ug/L	U	YES																
Endrin aldehyde	0.030		ug/L	U	YES																
Endrin ketone	0.030		ug/L	U	YES																
gamma-BHC	0.030		ug/L	U	YES																
gamma-Chlordane	0.030		ug/L	U	YES																
Heptachlor	0.030		ug/L	U	YES																
Heptachlor epoxide	0.030		ug/L	U	YES																
Methoxychlor	0.10		ug/L	U	YES																
Toxaphene	2.0		ug/L	U	YES																
Analysis Method : 8082						**Dilution: 1**															
Aroclor 1016	0.50		ug/L	U	YES																
Aroclor 1221	0.50		ug/L	U	YES																
Aroclor 1232	0.50		ug/L	U	YES																
Aroclor 1242	0.50		ug/L	U	YES																
Aroclor 1248	0.50		ug/L	U	YES																
Aroclor 1254	0.50		ug/L	U	YES																
Aroclor 1260	0.50		ug/L	U	YES																
Analysis Method : 8260B						**Dilution: 1**															

* Overall result qualifier reflects summation of qualifiers added during automated data review and any qualifiers added manually for categories not assessed by automated data review

Sample Qualification Report with Reason Codes (All Results sorted by Client Sample ID)

Client Sample ID : FWGBKGmw-008C-0512-GW **Lab Report Batch :** A7J110400 **Lab ID :** STLCAN

Sample Date : 10/11/2007 **Analysis Type: RES** **Sample Matrix :** AQ

Lab Sample ID: A7J110400003

Reviewed By / Date : Angye Dragoo 12/17/07 **Approved By / Date :** Heather McCall 12/17/07

Analyte Name	Result	Uncertainty / Error	Result Units	Lab Qual	Rep Res	Overall Qual*	Temp	HT	MB	LCS	MS	Lab Dup	Surr	Rep Limit	Moist Tot/Dis	Field QC	Tune	IC	ICV	CV / CCV	Reason Codes
Analysis Method : 8260B						**Dilution: 1**															
1,1,1-Trichloroethane	1.0		ug/L	U	YES																
1,1,2,2-Tetrachloroethane	1.0		ug/L	U	YES																
1,1,2-Trichloroethane	1.0		ug/L	U	YES																
1,1-Dichloroethane	1.0		ug/L	U	YES																
1,1-Dichloroethene	1.0		ug/L	U	YES																
1,2-Dibromoethane	1.0		ug/L	U	YES																
1,2-Dichloroethane	1.0		ug/L	U	YES																
1,2-Dichloroethene (total)	1.0		ug/L	U	YES																
1,2-Dichloropropane	1.0		ug/L	U	YES																
2-Butanone	10		ug/L	U	YES																
2-Hexanone	10		ug/L	U	YES																
4-Methyl-2-pentanone	10		ug/L	U	YES																
Acetone	10		ug/L	U	YES	~~None~~															
Benzene	1.0		ug/L	U	YES																
Bromochloromethane	1.0		ug/L	U	YES																
Bromodichloromethane	1.0		ug/L	U	YES																
Bromoform	1.0		ug/L	U	YES																
Bromomethane	1.0		ug/L	U	YES																
Carbon disulfide	1.0		ug/L	U	YES																
Carbon tetrachloride	1.0		ug/L	U	YES																
Chlorobenzene	1.0		ug/L	U	YES																
Chloroethane	1.0		ug/L	U	YES																
Chloroform	1.0		ug/L	U	YES																
Chloromethane	1.0		ug/L	U	YES																
cis-1,2-Dichloroethene	1.0		ug/L	U	YES																
cis-1,3-Dichloropropene	1.0		ug/L	U	YES																
Dibromochloromethane	1.0		ug/L	U	YES																
Ethylbenzene	1.0		ug/L	U	YES																
M&P-XYLENES	2.0		ug/L	U	YES																
Methylene chloride	2.0		ug/L	U	YES																
o-Xylene	1.0		ug/L	U	YES																

* Overall result qualifier reflects summation of qualifiers added during automated data review and any qualifiers added manually for categories not assessed by automated data review

Sample Qualification Report with Reason Codes (All Results sorted by Client Sample ID)

Client Sample ID : FWGBKGmw-008C-0512-GW **Lab Report Batch :** A7J110400 **Lab ID :** STLCAN

Sample Date : 10/11/2007 **Analysis Type: RES** **Sample Matrix :** AQ

Lab Sample ID: A7J110400003

Reviewed By / Date : 12/17/07 **Approved By / Date :** 12/17/07

Analyte Name	Result	Uncertainty / Error	Result Units	Lab Qual	Rep Res	Overall Qual*	Temp	HT	MB	LCS	MS	Lab Dup	Surr	Rep Limit	Moist Tot/Dis	Field QC	Tune	IC	ICV	CV / CCV	Reason Codes
Analysis Method : 8260B						**Dilution: 1**															
Styrene	1.0		ug/L	U	YES																
Tetrachloroethene	1.0		ug/L	U	YES																
Toluene	1.0		ug/L	U	YES																
TOTAL XYLENES	2.0		ug/L	U	YES																
trans-1,2-Dichloroethene	1.0		ug/L	U	YES																
trans-1,3-Dichloropropene	1.0		ug/L	U	YES																
Trichloroethene	1.0		ug/L	U	YES																
Vinyl chloride	1.0		ug/L	U	YES																
Analysis Method : 8270C						**Dilution: 1**															
1,2,4-Trichlorobenzene	1.0		ug/L	U	YES																
1,2-Dichlorobenzene	1.0		ug/L	U	YES																
1,3-Dichlorobenzene	1.0		ug/L	U	YES																
1,4-Dichlorobenzene	1.0		ug/L	U	YES																
2,2-OXYBIS (1-CHLOROPROPANE)	1.0		ug/L	U	YES																
2,4,5-Trichlorophenol	5.0		ug/L	U	YES																
2,4,6-Trichlorophenol	5.0		ug/L	U	YES																
2,4-Dichlorophenol	2.0		ug/L	U	YES																
2,4-Dimethylphenol	2.0		ug/L	U	YES																
2,4-Dinitrophenol	5.0		ug/L	U	YES	UJ															Pj-
2,4-Dinitrotoluene	5.0		ug/L	U	YES																
2,6-Dinitrotoluene	5.0		ug/L	U	YES																
2-Chloronaphthalene	1.0		ug/L	U	YES																
2-Chlorophenol	1.0		ug/L	U	YES																
2-Methylnaphthalene	0.20		ug/L	U	YES																
2-Methylphenol	1.0		ug/L	U	YES																
2-Nitroaniline	2.0		ug/L	U	YES																
2-Nitrophenol	2.0		ug/L	U	YES																
3,3'-Dichlorobenzidine	5.0		ug/L	U	YES																
3-Nitroaniline	2.0		ug/L	U	YES																
4,6-Dinitro-2-methylphenol	5.0		ug/L	U	YES																
4-Bromophenyl phenyl ether	2.0		ug/L	U	YES																

* Overall result qualifier reflects summation of qualifiers added during automated data review and any qualifiers added manually for categories not assessed by automated data review

Sample Qualification Report with Reason Codes (All Results sorted by Client Sample ID)

Client Sample ID : FWGBKGmw-008C-0512-GW **Lab Report Batch :** A7J110400 **Lab ID :** STLCAN

Sample Date : 10/11/2007 **Analysis Type: RES** **Sample Matrix :** AQ

Lab Sample ID: A7J110400003

Reviewed By / Date : Angie Dragotta 12/17/07 **Approved By / Date :** Heather McCoy 12/17/07

Analyte Name	Result	Uncertainty / Error	Result Units	Lab Qual	Rep Res	Overall Qual*	Temp	HT	MB	LCS	MS	Lab Dup	Surr	Rep Limit	Moist Tot/Dis	Field QC	Tune	IC	ICV	CV / CCV	Reason Codes
Analysis Method : 8270C						**Dilution: 1**															
4-Chloro-3-methylphenol	2.0		ug/L	U	YES																
4-Chloroaniline	2.0		ug/L	U	YES																
4-Chlorophenyl phenyl ether	2.0		ug/L	U	YES																
4-Methylphenol	1.0		ug/L	U	YES																
4-Nitroaniline	2.0		ug/L	U	YES																
4-Nitrophenol	5.0		ug/L	U	YES																
Acenaphthene	0.20		ug/L	U	YES																
Acenaphthylene	0.20		ug/L	U	YES																
Anthracene	0.20		ug/L	U	YES																
Benzo(a)anthracene	0.20		ug/L	U	YES																
Benzo(a)pyrene	0.20		ug/L	U	YES																
Benzo(b)fluoranthene	0.20		ug/L	U	YES																
BENZO(G,H,I)PERYLENE	0.20		ug/L	U	YES																
Benzo(k)fluoranthene	0.20		ug/L	U	YES																
Benzoic acid	10		ug/L	U	YES	R				R											Pj-,J-
Benzyl alcohol	5.0		ug/L	U	YES																
bis(2-Chloroethoxy)methane	1.0		ug/L	U	YES																
bis(2-Chloroethyl) ether	1.0		ug/L	U	YES																
bis(2-Ethylhexyl) phthalate	10		ug/L	U	YES																
Butylbenzyl Phthalate	1.0		ug/L	U	YES																
Carbazole	1.0		ug/L	U	YES																
Chrysene	0.20		ug/L	U	YES																
dibenzo(a,h)anthracene	0.20		ug/L	U	YES																
Dibenzofuran	1.0		ug/L	U	YES																
Diethyl phthalate	1.0		ug/L	U	YES																
Dimethyl phthalate	1.0		ug/L	U	YES																
Di-n-butyl phthalate	1.0		ug/L	U	YES																
Di-n-octyl phthalate	1.0		ug/L	U	YES																
Fluoranthene	0.20		ug/L	U	YES																
Fluorene	0.20		ug/L	U	YES																
Hexachlorobenzene	0.20		ug/L	U	YES																

* Overall result qualifier reflects summation of qualifiers added during automated data review and any qualifiers added manually for categories not assessed by automated data review

Sample Qualification Report with Reason Codes (All Results sorted by Client Sample ID)

Client Sample ID : FWGBKGmw-008C-0512-GW
Sample Date : 10/11/2007
Lab Sample ID: A7J110400003

Lab Report Batch : A7J110400
Analysis Type: RES

Lab ID : STLCAN
Sample Matrix : AQ

Reviewed By / Date : Angye Dragt 12/17/07

Approved By / Date : Heather McCoy 12/17/07

Analyte Name	Result	Uncertainty / Error	Result Units	Lab Qual	Rep Res	Overall Qual*	Temp	HT	MB	LCS	MS	Lab Dup	Surr	Rep Limit	Moist Tot/Dis	Field QC	Tune	IC	ICV	CV / CCV	Reason Codes
Analysis Method : 8270C						**Dilution: 1**															
Hexachlorobutadiene	1.0		ug/L	U	YES																
Hexachlorocyclopentadiene	10		ug/L	U	YES	R				R											J-
Hexachloroethane	1.0		ug/L	U	YES																
Indeno(1,2,3-cd)pyrene	0.20		ug/L	U	YES																
Isophorone	1.0		ug/L	U	YES																
Naphthalene	0.20		ug/L	U	YES																
Nitrobenzene	1.0		ug/L	U	YES																
N-nitroso-di-n-propylamine	1.0		ug/L	U	YES																
N-Nitrosodiphenylamine	1.0		ug/L	U	YES																
Pentachlorophenol	5.0		ug/L	U	YES																
Phenanthrene	0.20		ug/L	U	YES																
Phenol	1.0		ug/L	U	YES																
Pyrene	0.20		ug/L	U	YES																
Analysis Method : 9012A						**Dilution: 1**															
Cyanide	0.010		mg/L	U	YES	UJ					UJ										H-
Analysis Method : SW8330 Modified						**Dilution: 1**															
Nitroguanidine	20		ug/L	U	YES	UJ		UJ													D-

* Overall result qualifier reflects summation of qualifiers added during automated data review and any qualifiers added manually for categories not assessed by automated data review

Sample Qualification Report with Reason Codes (All Results sorted by Client Sample ID)

Client Sample ID : FWGBKGmw-015C-0516-GF **Lab Report Batch :** A7J110400 **Lab ID :** STLCAN

Sample Date : 10/11/2007 **Analysis Type: RES** **Sample Matrix :** AQ

Lab Sample ID: A7J110400017

Reviewed By / Date : Angie Diaz 12/17/07 **Approved By / Date :** Heather McCoy 12/17/07

Analyte Name	Result	Uncertainty / Error	Result Units	Lab Qual	Rep Res	Overall Qual*	Temp	HT	MB	LCS	MS	Lab Dup	Surr	Rep Limit	Moist Tot/Dis	Field QC	Tune	IC	ICV	CV / CCV	Reason Codes
Analysis Method : 6860						**Dilution: 1**															
Perchlorate	0.10		ug/L	U	YES																

* Overall result qualifier reflects summation of qualifiers added during automated data review and any qualifiers added manually for categories not assessed by automated data review

Sample Qualification Report with Reason Codes (All Results sorted by Client Sample ID)

Client Sample ID : FWGBKGmw-015C-0516-GF **Lab Report Batch :** A7J110400 **Lab ID :** STLCAN

Sample Date : 10/11/2007 **Analysis Type: RES/TOT** **Sample Matrix :** AQ

Lab Sample ID: A7J110400017

Reviewed By / Date : 12/17/07 **Approved By / Date :** 12/17/07

Analyte Name	Result	Uncertainty / Error	Result Units	Lab Qual	Rep Res	Overall Qual*	Temp	HT	MB	LCS	MS	Lab Dup	Surr	Rep Limit	Moist Tot/Dis	Field QC	Tune	IC	ICV	CV / CCV	Reason Codes
Analysis Method : 6010B						**Dilution: 1**															
Arsenic	5.0		ug/L	U	YES																
Barium	281		ug/L		YES																
Calcium	30700		ug/L		YES																
Chromium	5.0		ug/L	U	YES																
Cobalt	5.0		ug/L	U	YES																
Copper	5.0		ug/L	U	YES																
Lead	3.0		ug/L	U	YES																
Magnesium	13000		ug/L		YES																
Manganese	11.0		ug/L	J	YES	J						J									Z
Nickel	3.7		ug/L	B	YES	J								J							L
Potassium	4670		ug/L	J	YES																
Selenium	5.0		ug/L	U	YES																
Silver	5.0		ug/L	U	YES	R															Pj-
Sodium	12500		ug/L		YES																
Vanadium	10.0		ug/L	U	YES																
Analysis Method : 6020						**Dilution: 1**															
Aluminum	50.0		ug/L	U	YES																
Antimony	2.0		ug/L	U	YES																
Beryllium	1.0		ug/L	U	YES																
Cadmium	0.50		ug/L	U	YES																
Iron	95.7		ug/L		YES	J						J									Z
Thallium	1.0		ug/L	U	YES																
Zinc	14.2		ug/L	J	YES																
Analysis Method : 7470A						**Dilution: 1**															
Mercury	0.20		ug/L	U	YES																

* Overall result qualifier reflects summation of qualifiers added during automated data review and any qualifiers added manually for categories not assessed by automated data review

Sample Qualification Report with Reason Codes (All Results sorted by Client Sample ID)

Client Sample ID : FWGBKGmw-015C-0516-GW **Lab Report Batch :** A7J110400 **Lab ID :** STLCAN

Sample Date : 10/10/2007 **Analysis Type: DL** **Sample Matrix :** AQ

Lab Sample ID: A7J110400025

Reviewed By / Date : Angie Draft 12/17/07 **Approved By / Date :** Heather Medley 12/17/07

Analyte Name	Result	Uncertainty / Error	Result Units	Lab Qual	Rep Res	Overall Qual*	Temp	HT	MB	LCS	MS	Lab Dup	Surr	Rep Limit	Moist Tot/Dis	Field QC	Tune	IC	ICV	CV / CCV	Reason Codes
Analysis Method : 8330						**Dilution: 1.1**															
1,3,5-Trinitrobenzene	0.11		ug/L	U	YES																
1,3-Dinitrobenzene	0.11		ug/L	U	YES																
2,4,6-TNT	0.11		ug/L	U	YES																
2,4-Dinitrotoluene	0.11		ug/L	U	YES																
2,6-Dinitrotoluene	0.11		ug/L	U	YES																
2-Amino-4,6-dinitrotoluene	0.11		ug/L	U	YES																
2-Nitrotoluene	0.55		ug/L	U	YES																
3-Nitrotoluene	0.55		ug/L	U	YES																
4-Amino-2,6-Dinitrotoluene	0.11		ug/L	U	YES																
4-Nitrotoluene	0.55		ug/L	U	YES																
HMX	0.11		ug/L	U	YES																
Nitrobenzene	0.11		ug/L	U	YES																
NITROGLYCERINE	0.72		ug/L	U	YES																
Pentaerythritol Tetranitrate (PETN)	0.72		ug/L	U	YES																
RDX	0.11		ug/L	U	YES																
TETRYL	0.11		ug/L	U	YES																

* Overall result qualifier reflects summation of qualifiers added during automated data review and any qualifiers added manually for categories not assessed by automated data review

Sample Qualification Report with Reason Codes (All Results sorted by Client Sample ID)

Client Sample ID : FWGBKGmw-015C-0516-GW **Lab Report Batch :** A7J110400 **Lab ID :** STLCAN

Sample Date : 10/10/2007 **Analysis Type: RES** **Sample Matrix :** AQ

Lab Sample ID: A7J110400025

Reviewed By / Date : Angie Drago 12/17/07 **Approved By / Date :** Heather Kelley 12/17/07

Analyte Name	Result	Uncertainty / Error	Result Units	Lab Qual	Rep Res	Overall Qual*	Temp	HT	MB	LCS	MS	Lab Dup	Surr	Rep Limit	Moist Tot/Dis	Field QC	Tune	IC	ICV	CV / CCV	Reason Codes
Analysis Method : 353.2 Modified						**Dilution: 1**															
Nitrocellulose	0.50		mg/L	U	YES	UJ					UJ										~~Pj~~ J
Analysis Method : 8081A						**Dilution: 1**															
4,4'-DDD	0.030		ug/L	U	YES	UJ															Pj-
4,4'-DDE	0.030		ug/L	U	YES																
4,4'-DDT	0.030		ug/L	U	YES																
Aldrin	0.030		ug/L	U	YES																
alpha-BHC	0.030		ug/L	U	YES																
alpha-Chordane	0.030		ug/L	U	YES																
beta-BHC	0.030		ug/L	U	YES																
delta-BHC	0.030		ug/L	U	YES																
Dieldrin	0.030		ug/L	U	YES																
Endosulfan I	0.025		ug/L	U	YES	UJ				UJ											J-
Endosulfan II	0.025		ug/L	U	YES																
Endosulfan sulfate	0.030		ug/L	U	YES																
Endrin	0.030		ug/L	U	YES																
Endrin aldehyde	0.030		ug/L	U	YES																
Endrin ketone	0.030		ug/L	U	YES																
gamma-BHC	0.030		ug/L	U	YES																
gamma-Chlordane	0.030		ug/L	U	YES																
Heptachlor	0.030		ug/L	U	YES																
Heptachlor epoxide	0.030		ug/L	U	YES																
Methoxychlor	0.10		ug/L	U	YES																
Toxaphene	2.0		ug/L	U	YES																
Analysis Method : 8082						**Dilution: 1**															
Aroclor 1016	0.50		ug/L	U	YES																
Aroclor 1221	0.50		ug/L	U	YES																
Aroclor 1232	0.50		ug/L	U	YES																
Aroclor 1242	0.50		ug/L	U	YES																
Aroclor 1248	0.50		ug/L	U	YES																
Aroclor 1254	0.50		ug/L	U	YES																
Aroclor 1260	0.50		ug/L	U	YES																
Analysis Method : 8260B						**Dilution: 1**															

* Overall result qualifier reflects summation of qualifiers added during automated data review and any qualifiers added manually for categories not assessed by automated data review

Sample Qualification Report with Reason Codes (All Results sorted by Client Sample ID)

Client Sample ID : FWGBKGmw-015C-0516-GW **Lab Report Batch :** A7J110400 **Lab ID :** STLCAN

Sample Date : 10/10/2007 **Analysis Type: RES** **Sample Matrix :** AQ

Lab Sample ID: A7J110400025

Reviewed By / Date : 12/17/07 **Approved By / Date :** 12/17/07

Analyte Name	Result	Uncertainty / Error	Result Units	Lab Qual	Rep Res	Overall Qual*	Temp	HT	MB	LCS	MS	Lab Dup	Surr	Rep Limit	Moist Tot/Dis	Field QC	Tune	IC	ICV	CV / CCV	Reason Codes
Analysis Method : 8260B						**Dilution: 1**															
1,1,1-Trichloroethane	1.0		ug/L	U	YES																
1,1,2,2-Tetrachloroethane	1.0		ug/L	U	YES																
1,1,2-Trichloroethane	1.0		ug/L	U	YES																
1,1-Dichloroethane	1.0		ug/L	U	YES																
1,1-Dichloroethene	1.0		ug/L	U	YES																
1,2-Dibromoethane	1.0		ug/L	U	YES																
1,2-Dichloroethane	1.0		ug/L	U	YES																
1,2-Dichloroethene (total)	1.0		ug/L	U	YES																
1,2-Dichloropropane	1.0		ug/L	U	YES																
2-Butanone	10		ug/L	U	YES																
2-Hexanone	10		ug/L	U	YES																
4-Methyl-2-pentanone	10		ug/L	U	YES																
Acetone	10		ug/L	U	YES	~~None~~															
Benzene	1.0		ug/L	U	YES																
Bromochloromethane	1.0		ug/L	U	YES																
Bromodichloromethane	1.0		ug/L	U	YES																
Bromoform	1.0		ug/L	U	YES																
Bromomethane	1.0		ug/L	U	YES																
Carbon disulfide	1.0		ug/L	U	YES																
Carbon tetrachloride	1.0		ug/L	U	YES																
Chlorobenzene	1.0		ug/L	U	YES																
Chloroethane	1.0		ug/L	U	YES																
Chloroform	1.0		ug/L	U	YES																
Chloromethane	1.0		ug/L	U	YES																
cis-1,2-Dichloroethene	1.0		ug/L	U	YES																
cis-1,3-Dichloropropene	1.0		ug/L	U	YES																
Dibromochloromethane	1.0		ug/L	U	YES																
Ethylbenzene	1.0		ug/L	U	YES																
M&P-XYLENES	2.0		ug/L	U	YES																
Methylene chloride	2.0		ug/L	U	YES																
o-Xylene	1.0		ug/L	U	YES																

* Overall result qualifier reflects summation of qualifiers added during automated data review and any qualifiers added manually for categories not assessed by automated data review

Sample Qualification Report with Reason Codes (All Results sorted by Client Sample ID)

Client Sample ID : FWGBKGmw-015C-0516-GW **Lab Report Batch :** A7J110400 **Lab ID :** STLCAN

Sample Date : 10/10/2007 **Analysis Type: RES** **Sample Matrix :** AQ

Lab Sample ID: A7J110400025

Reviewed By / Date : 12/17/07 **Approved By / Date :** 12/17/07

Analyte Name	Result	Uncertainty / Error	Result Units	Lab Qual	Rep Res	Overall Qual*	Temp	HT	MB	LCS	MS	Lab Dup	Surr	Rep Limit	Moist Tot/Dis	Field QC	Tune	IC	ICV	CV / CCV	Reason Codes
Analysis Method : 8260B						**Dilution: 1**															
Styrene	1.0		ug/L	U	YES																
Tetrachloroethene	1.0		ug/L	U	YES																
Toluene	1.0		ug/L	U	YES																
TOTAL XYLENES	2.0		ug/L	U	YES																
trans-1,2-Dichloroethene	1.0		ug/L	U	YES																
trans-1,3-Dichloropropene	1.0		ug/L	U	YES																
Trichloroethene	1.0		ug/L	U	YES																
Vinyl chloride	1.0		ug/L	U	YES																
Analysis Method : 8270C						**Dilution: 1**															
1,2,4-Trichlorobenzene	1.0		ug/L	U	YES																
1,2-Dichlorobenzene	1.0		ug/L	U	YES																
1,3-Dichlorobenzene	1.0		ug/L	U	YES																
1,4-Dichlorobenzene	1.0		ug/L	U	YES																
2,2-OXYBIS (1-CHLOROPROPANE)	1.0		ug/L	U	YES																
2,4,5-Trichlorophenol	5.0		ug/L	U	YES																
2,4,6-Trichlorophenol	5.0		ug/L	U	YES																
2,4-Dichlorophenol	2.0		ug/L	U	YES																
2,4-Dimethylphenol	2.0		ug/L	U	YES																
2,4-Dinitrophenol	5.0		ug/L	U	YES	UJ															Pj-
2,4-Dinitrotoluene	5.0		ug/L	U	YES																
2,6-Dinitrotoluene	5.0		ug/L	U	YES																
2-Chloronaphthalene	1.0		ug/L	U	YES																
2-Chlorophenol	1.0		ug/L	U	YES																
2-Methylnaphthalene	0.20		ug/L	U	YES																
2-Methylphenol	1.0		ug/L	U	YES																
2-Nitroaniline	2.0		ug/L	U	YES																
2-Nitrophenol	2.0		ug/L	U	YES																
3,3'-Dichlorobenzidine	5.0		ug/L	U	YES																
3-Nitroaniline	2.0		ug/L	U	YES																
4,6-Dinitro-2-methylphenol	5.0		ug/L	U	YES																
4-Bromophenyl phenyl ether	2.0		ug/L	U	YES																

* Overall result qualifier reflects summation of qualifiers added during automated data review and any qualifiers added manually for categories not assessed by automated data review

Sample Qualification Report with Reason Codes (All Results sorted by Client Sample ID)

Client Sample ID : FWGBKGmw-015C-0516-GW **Lab Report Batch :** A7J110400 **Lab ID :** STLCAN

Sample Date : 10/10/2007 **Analysis Type: RES** **Sample Matrix :** AQ

Lab Sample ID: A7J110400025

Reviewed By / Date : Angye Draughter 12/17/07 **Approved By / Date :** Heather Nedery 12/17/07

Analyte Name	Result	Uncertainty / Error	Result Units	Lab Qual	Rep Res	Overall Qual*	Temp	HT	MB	LCS	MS	Lab Dup	Surr	Rep Limit	Moist Tot/Dis	Field QC	Tune	IC	ICV	CV / CCV	Reason Codes
Analysis Method : 8270C						**Dilution: 1**															
4-Chloro-3-methylphenol	2.0		ug/L	U	YES																
4-Chloroaniline	2.0		ug/L	U	YES																
4-Chlorophenyl phenyl ether	2.0		ug/L	U	YES																
4-Methylphenol	1.0		ug/L	U	YES																
4-Nitroanaline	2.0		ug/L	U	YES																
4-Nitrophenol	5.0		ug/L	U	YES																
Acenaphthene	0.20		ug/L	U	YES																
Acenaphthylene	0.20		ug/L	U	YES																
Anthracene	0.20		ug/L	U	YES																
Benzo(a)anthracene	0.20		ug/L	U	YES																
Benzo(a)pyrene	0.20		ug/L	U	YES																
Benzo(b)fluoranthene	0.20		ug/L	U	YES																
BENZO(G,H,I)PERYLENE	0.20		ug/L	U	YES																
Benzo(k)fluoranthene	0.20		ug/L	U	YES																
Benzoic acid	10		ug/L	U	YES	R				R											Pj-,J-
Benzyl alcohol	5.0		ug/L	U	YES																
bis(2-Chloroethoxy)methane	1.0		ug/L	U	YES																
bis(2-Chloroethyl) ether	1.0		ug/L	U	YES																
bis(2-Ethylhexyl) phthalate	10		ug/L	U	YES																
Butylbenzyl Phthalate	1.0		ug/L	U	YES																
Carbazole	1.0		ug/L	U	YES																
Chrysene	0.20		ug/L	U	YES																
dibenzo(a,h)anthracene	0.20		ug/L	U	YES																
Dibenzofuran	1.0		ug/L	U	YES																
Diethyl phthalate	1.0		ug/L	U	YES																
Dimethyl phthalate	1.0		ug/L	U	YES																
Di-n-butyl phthalate	1.0		ug/L	U	YES																
Di-n-octyl phthalate	1.0		ug/L	U	YES																
Fluoranthene	0.20		ug/L	U	YES																
Fluorene	0.20		ug/L	U	YES																
Hexachlorobenzene	0.20		ug/L	U	YES																

* Overall result qualifier reflects summation of qualifiers added during automated data review and any qualifiers added manually for categories not assessed by automated data review

Sample Qualification Report with Reason Codes (All Results sorted by Client Sample ID)

Client Sample ID : FWGBKGmw-015C-0516-GW **Lab Report Batch :** A7J110400 **Lab ID :** STLCAN

Sample Date : 10/10/2007 **Analysis Type: RES** **Sample Matrix :** AQ

Lab Sample ID: A7J110400025

Reviewed By / Date : Angie Drago 12/17/07 **Approved By / Date :** Heather Holley 12/17/07

Analyte Name	Result	Uncertainty / Error	Result Units	Lab Qual	Rep Res	Overall Qual*	Temp	HT	MB	LCS	MS	Lab Dup	Surr	Rep Limit	Moist Tot/Dis	Field QC	Tune	IC	ICV	CV / CCV	Reason Codes
Analysis Method : 8270C						**Dilution: 1**															
Hexachlorobutadiene	1.0		ug/L	U	YES																
Hexachlorocyclopentadiene	10		ug/L	U	YES	R				R											J-
Hexachloroethane	1.0		ug/L	U	YES																
Indeno(1,2,3-cd)pyrene	0.20		ug/L	U	YES																
Isophorone	1.0		ug/L	U	YES																
Naphthalene	0.20		ug/L	U	YES																
Nitrobenzene	1.0		ug/L	U	YES																
N-nitroso-di-n-propylamine	1.0		ug/L	U	YES																
N-Nitrosodiphenylamine	1.0		ug/L	U	YES																
Pentachlorophenol	5.0		ug/L	U	YES																
Phenanthrene	0.20		ug/L	U	YES																
Phenol	1.0		ug/L	U	YES																
Pyrene	0.20		ug/L	U	YES																
Analysis Method : 9012A						**Dilution: 1**															
Cyanide	0.010		mg/L	U	YES	UJ					UJ										H-
Analysis Method : SW8330 Modified						**Dilution: 1**															
Nitroguanidine	20		ug/L	U	YES	UJ		UJ													D-

* Overall result qualifier reflects summation of qualifiers added during automated data review and any qualifiers added manually for categories not assessed by automated data review

Sample Qualification Report with Reason Codes (All Results sorted by Client Sample ID)

Client Sample ID : FWGBKGmw-016C-0517-GF **Lab Report Batch :** A7J110400 **Lab ID :** STLCAN

Sample Date : 10/11/2007 **Analysis Type: RES** **Sample Matrix :** AQ

Lab Sample ID: A7J110400006

Reviewed By / Date : Amyya Dragoo 12/17/07 **Approved By / Date :** Heather McDeer 12/17/07

Analyte Name	Result	Uncertainty / Error	Result Units	Lab Qual	Rep Res	Overall Qual*	Temp	HT	MB	LCS	MS	Lab Dup	Surr	Rep Limit	Moist Tot/Dis	Field QC	Tune	IC	ICV	CV / CCV	Reason Codes
Analysis Method : 6860						**Dilution: 1**															
Perchlorate	0.057		ug/L	J	YES	J								J					J		L, O

* Overall result qualifier reflects summation of qualifiers added during automated data review and any qualifiers added manually for categories not assessed by automated data review

Sample Qualification Report with Reason Codes (All Results sorted by Client Sample ID)

Client Sample ID : FWGBKGmw-016C-0517-GF **Lab Report Batch :** A7J110400 **Lab ID :** STLCAN

Sample Date : 10/11/2007 **Analysis Type: RES/TOT** **Sample Matrix :** AQ

Lab Sample ID: A7J110400006

Reviewed By / Date : 12/17/07 **Approved By / Date :** 12/17/07

Analyte Name	Result	Uncertainty / Error	Result Units	Lab Qual	Rep Res	Overall Qual*	Temp	HT	MB	LCS	MS	Lab Dup	Surr	Rep Limit	Moist Tot/Dis	Field QC	Tune	IC	ICV	CV / CCV	Reason Codes
Analysis Method : 6010B						**Dilution: 1**															
Arsenic	5.0		ug/L	U	YES																
Barium	14.1		ug/L		YES																
Calcium	9190		ug/L		YES																
Chromium	5.0		ug/L	U	YES																
Cobalt	5.0		ug/L	U	YES																
Copper	5.0		ug/L	U	YES																
Lead	3.0		ug/L	U	YES																
Magnesium	4050		ug/L		YES																
Manganese	8.2		ug/L	B J	YES	J						J		J							L
Nickel	10.0		ug/L	U	YES																
Potassium	576		ug/L	B J	YES	J								J							L
Selenium	5.0		ug/L	U	YES																
Silver	5.0		ug/L	U	YES	R															Pj-
Sodium	2690		ug/L		YES																
Vanadium	10.0		ug/L	U	YES																
Analysis Method : 6020						**Dilution: 1**															
Aluminum	24.7		ug/L	B	YES	J								J							L
Antimony	2.0		ug/L	U	YES																
Beryllium	1.0		ug/L	U	YES																
Cadmium	0.50		ug/L	U	YES																
Iron	28.3		ug/L		YES	J						J									Z
Thallium	1.0		ug/L	U	YES																
Zinc	4.5		ug/L	B J	YES	J								J							L
Analysis Method : 7470A						**Dilution: 1**															
Mercury	0.20		ug/L	U	YES																

* Overall result qualifier reflects summation of qualifiers added during automated data review and any qualifiers added manually for categories not assessed by automated data review

Sample Qualification Report with Reason Codes (All Results sorted by Client Sample ID)

Client Sample ID : FWGBKGmw-016C-0517-GW **Lab Report Batch :** A7J110400 **Lab ID :** STLCAN

Sample Date : 10/11/2007 **Analysis Type: DL** **Sample Matrix :** AQ

Lab Sample ID: A7J110400005

Reviewed By / Date : 12/17/07 **Approved By / Date :** 12/17/07

Analyte Name	Result	Uncertainty / Error	Result Units	Lab Qual	Rep Res	Overall Qual*	Temp	HT	MB	LCS	MS	Lab Dup	Surr	Rep Limit	Moist Tot/Dis	Field QC	Tune	IC	ICV	CV / CCV	Reason Codes
Analysis Method : 8330						**Dilution: 1.13**															
1,3,5-Trinitrobenzene	0.11		ug/L	U	YES																
1,3-Dinitrobenzene	0.11		ug/L	U	YES																
2,4,6-TNT	0.11		ug/L	U	YES																
2,4-Dinitrotoluene	0.11		ug/L	U	YES																
2,6-Dinitrotoluene	0.11		ug/L	U	YES																
2-Amino-4,6-dinitrotoluene	0.11		ug/L	U	YES																
2-Nitrotoluene	0.56		ug/L	U	YES																
3-Nitrotoluene	0.56		ug/L	U	YES																
4-Amino-2,6-Dinitrotoluene	0.11		ug/L	U	YES																
4-Nitrotoluene	0.56		ug/L	U	YES																
HMX	0.11		ug/L	U	YES																
Nitrobenzene	0.11		ug/L	U	YES																
NITROGLYCERINE	0.73		ug/L	U	YES																
Pentaerythritol Tetranitrate (PETN)	0.73		ug/L	U	YES																
RDX	0.11		ug/L	U	YES																
TETRYL	0.11		ug/L	U	YES																

* Overall result qualifier reflects summation of qualifiers added during automated data review and any qualifiers added manually for categories not assessed by automated data review

Sample Qualification Report with Reason Codes (All Results sorted by Client Sample ID)

Client Sample ID : FWGBKGmw-016C-0517-GW **Lab Report Batch :** A7J110400 **Lab ID :** STLCAN

Sample Date : 10/11/2007 **Analysis Type: RES** **Sample Matrix :** AQ

Lab Sample ID: A7J110400005

Reviewed By / Date : 12/17/07 **Approved By / Date :** 12/17/07

Analyte Name	Result	Uncertainty / Error	Result Units	Lab Qual	Rep Res	Overall Qual*	Temp	HT	MB	LCS	MS	Lab Dup	Surr	Rep Limit	Moist Tot/Dis	Field QC	Tune	IC	ICV	CV / CCV	Reason Codes
Analysis Method : 353.2 Modified						**Dilution: 1**															
Nitrocellulose	0.50		mg/L	U	YES	UJ					UJ										Pj- L
Analysis Method : 8081A						**Dilution: 1**															
4,4'-DDD	0.030		ug/L	U	YES	UJ															Pj-
4,4'-DDE	0.030		ug/L	U	YES																
4,4'-DDT	0.030		ug/L	U	YES																
Aldrin	0.030		ug/L	U	YES																
alpha-BHC	0.030		ug/L	U	YES																
alpha-Chordane	0.030		ug/L	U	YES																
beta-BHC	0.0093		ug/L	J	YES	J								J							L
delta-BHC	0.030		ug/L	U	YES																
Dieldrin	0.030		ug/L	U	YES																
Endosulfan I	0.025		ug/L	U	YES	UJ				UJ											J-
Endosulfan II	0.025		ug/L	U	YES																
Endosulfan sulfate	0.030		ug/L	U	YES																
Endrin	0.030		ug/L	U	YES																
Endrin aldehyde	0.030		ug/L	U	YES																
Endrin ketone	0.030		ug/L	U	YES																
gamma-BHC	0.030		ug/L	U	YES																
gamma-Chlordane	0.030		ug/L	U	YES																
Heptachlor	0.030		ug/L	U	YES																
Heptachlor epoxide	0.030		ug/L	U	YES																
Methoxychlor	0.10		ug/L	U	YES																
Toxaphene	2.0		ug/L	U	YES																
Analysis Method : 8082						**Dilution: 1**															
Aroclor 1016	0.50		ug/L	U	YES																
Aroclor 1221	0.50		ug/L	U	YES																
Aroclor 1232	0.50		ug/L	U	YES																
Aroclor 1242	0.50		ug/L	U	YES																
Aroclor 1248	0.50		ug/L	U	YES																
Aroclor 1254	0.50		ug/L	U	YES																
Aroclor 1260	0.50		ug/L	U	YES																
Analysis Method : 8260B						**Dilution: 1**															

* Overall result qualifier reflects summation of qualifiers added during automated data review and any qualifiers added manually for categories not assessed by automated data review

Sample Qualification Report with Reason Codes (All Results sorted by Client Sample ID)

Client Sample ID : FWGBKGmw-016C-0517-GW **Lab Report Batch :** A7J110400 **Lab ID :** STLCAN

Sample Date : 10/11/2007 **Analysis Type: RES** **Sample Matrix :** AQ

Lab Sample ID: A7J110400005

Reviewed By / Date : 12/17/07 **Approved By / Date :** 12/17/07

Analyte Name	Result	Uncertainty / Error	Result Units	Lab Qual	Rep Res	Overall Qual*	Temp	HT	MB	LCS	MS	Lab Dup	Surr	Rep Limit	Moist Tot/Dis	Field QC	Tune	IC	ICV	CV / CCV	Reason Codes
Analysis Method : 8260B						**Dilution: 1**															
1,1,1-Trichloroethane	1.0		ug/L	U	YES																
1,1,2,2-Tetrachloroethane	1.0		ug/L	U	YES																
1,1,2-Trichloroethane	1.0		ug/L	U	YES																
1,1-Dichloroethane	1.0		ug/L	U	YES																
1,1-Dichloroethene	1.0		ug/L	U	YES																
1,2-Dibromoethane	1.0		ug/L	U	YES																
1,2-Dichloroethane	1.0		ug/L	U	YES																
1,2-Dichloroethene (total)	1.0		ug/L	U	YES																
1,2-Dichloropropane	1.0		ug/L	U	YES																
2-Butanone	10		ug/L	U	YES																
2-Hexanone	10		ug/L	U	YES																
4-Methyl-2-pentanone	10		ug/L	U	YES																
Acetone	10		ug/L	U	YES	~~None~~															
Benzene	1.0		ug/L	U	YES																
Bromochloromethane	1.0		ug/L	U	YES																
Bromodichloromethane	1.0		ug/L	U	YES																
Bromoform	1.0		ug/L	U	YES																
Bromomethane	1.0		ug/L	U	YES																
Carbon disulfide	1.0		ug/L	U	YES																
Carbon tetrachloride	1.0		ug/L	U	YES																
Chlorobenzene	1.0		ug/L	U	YES																
Chloroethane	1.0		ug/L	U	YES																
Chloroform	1.0		ug/L	U	YES																
Chloromethane	1.0		ug/L	U	YES																
cis-1,2-Dichloroethene	1.0		ug/L	U	YES																
cis-1,3-Dichloropropene	1.0		ug/L	U	YES																
Dibromochloromethane	1.0		ug/L	U	YES																
Ethylbenzene	1.0		ug/L	U	YES																
M&P-XYLENES	2.0		ug/L	U	YES																
Methylene chloride	2.0		ug/L	U	YES																
o-Xylene	1.0		ug/L	U	YES																

* Overall result qualifier reflects summation of qualifiers added during automated data review and any qualifiers added manually for categories not assessed by automated data review

Sample Qualification Report with Reason Codes (All Results sorted by Client Sample ID)

Client Sample ID : FWGBKGmw-016C-0517-GW **Lab Report Batch :** A7J110400 **Lab ID :** STLCAN

Sample Date : 10/11/2007 **Analysis Type: RES** **Sample Matrix :** AQ

Lab Sample ID: A7J110400005

Reviewed By / Date : 12/17/07 **Approved By / Date :** 12/17

Analyte Name	Result	Uncertainty / Error	Result Units	Lab Qual	Rep Res	Overall Qual*	Temp	HT	MB	LCS	MS	Lab Dup	Surr	Rep Limit	Moist Tot/Dis	Field QC	Tune	IC	ICV	CV / CCV	Reason Codes
Analysis Method : 8260B						**Dilution: 1**															
Styrene	1.0		ug/L	U	YES																
Tetrachloroethene	1.0		ug/L	U	YES																
Toluene	1.0		ug/L	U	YES																
TOTAL XYLENES	2.0		ug/L	U	YES																
trans-1,2-Dichloroethene	1.0		ug/L	U	YES																
trans-1,3-Dichloropropene	1.0		ug/L	U	YES																
Trichloroethene	1.0		ug/L	U	YES																
Vinyl chloride	1.0		ug/L	U	YES																
Analysis Method : 8270C						**Dilution: 1**															
1,2,4-Trichlorobenzene	1.0		ug/L	U	YES																
1,2-Dichlorobenzene	1.0		ug/L	U	YES																
1,3-Dichlorobenzene	1.0		ug/L	U	YES																
1,4-Dichlorobenzene	1.0		ug/L	U	YES																
2,2-OXYBIS (1-CHLOROPROPANE)	1.0		ug/L	U	YES																
2,4,5-Trichlorophenol	5.0		ug/L	U	YES																
2,4,6-Trichlorophenol	5.0		ug/L	U	YES																
2,4-Dichlorophenol	2.0		ug/L	U	YES																
2,4-Dimethylphenol	2.0		ug/L	U	YES																
2,4-Dinitrophenol	5.0		ug/L	U	YES	UJ															Pj-
2,4-Dinitrotoluene	5.0		ug/L	U	YES																
2,6-Dinitrotoluene	5.0		ug/L	U	YES																
2-Chloronaphthalene	1.0		ug/L	U	YES																
2-Chlorophenol	1.0		ug/L	U	YES																
2-Methylnaphthalene	0.20		ug/L	U	YES																
2-Methylphenol	1.0		ug/L	U	YES																
2-Nitroaniline	2.0		ug/L	U	YES																
2-Nitrophenol	2.0		ug/L	U	YES																
3,3'-Dichlorobenzidine	5.0		ug/L	U	YES																
3-Nitroaniline	2.0		ug/L	U	YES																
4,6-Dinitro-2-methylphenol	5.0		ug/L	U	YES																
4-Bromophenyl phenyl ether	2.0		ug/L	U	YES																

* Overall result qualifier reflects summation of qualifiers added during automated data review and any qualifiers added manually for categories not assessed by automated data review

Sample Qualification Report with Reason Codes (All Results sorted by Client Sample ID)

Client Sample ID : FWGBKGmw-016C-0517-GW **Lab Report Batch :** A7J110400 **Lab ID :** STLCAN

Sample Date : 10/11/2007 **Analysis Type: RES** **Sample Matrix :** AQ

Lab Sample ID: A7J110400005

Reviewed By / Date : Angie Bagsta 12/17/07 **Approved By / Date :** Heather Medley 12/19/07

Analyte Name	Result	Uncertainty / Error	Result Units	Lab Qual	Rep Res	Overall Qual*	Temp	HT	MB	LCS	MS	Lab Dup	Surr	Rep Limit	Moist Tot/Dis	Field QC	Tune	IC	ICV	CV / CCV	Reason Codes
Analysis Method : 8270C						**Dilution: 1**															
4-Chloro-3-methylphenol	2.0		ug/L	U	YES																
4-Chloroaniline	2.0		ug/L	U	YES																
4-Chlorophenyl phenyl ether	2.0		ug/L	U	YES																
4-Methylphenol	1.0		ug/L	U	YES																
4-Nitroanaline	2.0		ug/L	U	YES																
4-Nitrophenol	5.0		ug/L	U	YES																
Acenaphthene	0.20		ug/L	U	YES																
Acenaphthylene	0.20		ug/L	U	YES																
Anthracene	0.20		ug/L	U	YES																
Benzo(a)anthracene	0.20		ug/L	U	YES																
Benzo(a)pyrene	0.20		ug/L	U	YES																
Benzo(b)fluoranthene	0.20		ug/L	U	YES																
BENZO(G,H,I)PERYLENE	0.20		ug/L	U	YES																
Benzo(k)fluoranthene	0.20		ug/L	U	YES																
Benzoic acid	10		ug/L	U	YES	R				R											Pj-,J-
Benzyl alcohol	5.0		ug/L	U	YES																
bis(2-Chloroethoxy)methane	1.0		ug/L	U	YES																
bis(2-Chloroethyl) ether	1.0		ug/L	U	YES																
bis(2-Ethylhexyl) phthalate	4.3		ug/L	J B	YES	J								J							L
Butylbenzyl Phthalate	1.0		ug/L	U	YES																
Carbazole	1.0		ug/L	U	YES																
Chrysene	0.20		ug/L	U	YES																
dibenzo(a,h)anthracene	0.20		ug/L	U	YES																
Dibenzofuran	1.0		ug/L	U	YES																
Diethyl phthalate	1.0		ug/L	U	YES																
Dimethyl phthalate	1.0		ug/L	U	YES																
Di-n-butyl phthalate	1.0		ug/L	U	YES																
Di-n-octyl phthalate	1.0		ug/L	U	YES																
Fluoranthene	0.20		ug/L	U	YES																
Fluorene	0.20		ug/L	U	YES																
Hexachlorobenzene	0.20		ug/L	U	YES																

* Overall result qualifier reflects summation of qualifiers added during automated data review and any qualifiers added manually for categories not assessed by automated data review

Sample Qualification Report with Reason Codes (All Results sorted by Client Sample ID)

Client Sample ID : FWGBKGmw-016C-0517-GW **Lab Report Batch :** A7J110400 **Lab ID :** STLCAN

Sample Date : 10/11/2007 **Analysis Type: RES** **Sample Matrix :** AQ

Lab Sample ID: A7J110400005

Reviewed By / Date : 12/17/07 **Approved By / Date :** 12/17/07

Analyte Name	Result	Uncertainty / Error	Result Units	Lab Qual	Rep Res	Overall Qual*	Temp	HT	MB	LCS	MS	Lab Dup	Surr	Rep Limit	Moist Tot/Dis	Field QC	Tune	IC	ICV	CV / CCV	Reason Codes
Analysis Method : 8270C						**Dilution: 1**															
Hexachlorobutadiene	1.0		ug/L	U	YES																
Hexachlorocyclopentadiene	10		ug/L	U	YES	R				R											J-
Hexachloroethane	1.0		ug/L	U	YES																
Indeno(1,2,3-cd)pyrene	0.20		ug/L	U	YES																
Isophorone	1.0		ug/L	U	YES																
Naphthalene	0.20		ug/L	U	YES																
Nitrobenzene	1.0		ug/L	U	YES																
N-nitroso-di-n-propylamine	1.0		ug/L	U	YES																
N-Nitrosodiphenylamine	1.0		ug/L	U	YES																
Pentachlorophenol	5.0		ug/L	U	YES																
Phenanthrene	0.20		ug/L	U	YES																
Phenol	1.0		ug/L	U	YES																
Pyrene	0.20		ug/L	U	YES																
Analysis Method : 9012A						**Dilution: 1**															
Cyanide	0.010		mg/L	U	YES	UJ					UJ										H-
Analysis Method : SW8330 Modified						**Dilution: 1**															
Nitroguanidine	20		ug/L	U	YES	UJ		UJ													D-

* Overall result qualifier reflects summation of qualifiers added during automated data review and any qualifiers added manually for categories not assessed by automated data review

Sample Qualification Report with Reason Codes (All Results sorted by Client Sample ID)

Client Sample ID : FWGBKGmw-018C-0519-GF **Lab Report Batch :** A7J110400 **Lab ID :** STLCAN

Sample Date : 10/11/2007 **Analysis Type: RES** **Sample Matrix :** AQ

Lab Sample ID: A7J110400011

Reviewed By / Date : 12/17/07 **Approved By / Date :** 12/17/07

Analyte Name	Result	Uncertainty / Error	Result Units	Lab Qual	Rep Res	Overall Qual*	Temp	HT	MB	LCS	MS	Lab Dup	Surr	Rep Limit	Moist Tot/Dis	Field QC	Tune	IC	ICV	CV / CCV	Reason Codes
Analysis Method : 6860						**Dilution: 1**															
Perchlorate	0.023		ug/L	J	YES	J								J					J		L, U

* Overall result qualifier reflects summation of qualifiers added during automated data review and any qualifiers added manually for categories not assessed by automated data review

Sample Qualification Report with Reason Codes (All Results sorted by Client Sample ID)

Client Sample ID : FWGBKGmw-018C-0519-GF **Lab Report Batch :** A7J110400 **Lab ID :** STLCAN

Sample Date : 10/11/2007 **Analysis Type: RES/TOT** **Sample Matrix :** AQ

Lab Sample ID: A7J110400011

Reviewed By / Date : Gregg Drago Ra 12/17/07 **Approved By / Date :** Heather Medley 12/17/07

Analyte Name	Result	Uncertainty / Error	Result Units	Lab Qual	Rep Res	Overall Qual*	Temp	HT	MB	LCS	MS	Lab Dup	Surr	Rep Limit	Moist Tot/Dis	Field QC	Tune	IC	ICV	CV / CCV	Reason Codes
Analysis Method : 6010B						**Dilution: 1**															
Arsenic	5.0		ug/L	U	YES																
Barium	19.5		ug/L		YES																
Calcium	55700		ug/L		YES																
Chromium	5.0		ug/L	U	YES																
Cobalt	5.0		ug/L	U	YES																
Copper	5.0		ug/L	U	YES																
Lead	3.0		ug/L	U	YES																
Magnesium	6480		ug/L		YES																
Manganese	13.0		ug/L	J	YES	J						J									Z, Pj
Nickel	10.0		ug/L	U	YES																
Potassium	1070		ug/L	J	YES																
Selenium	5.0		ug/L	U	YES																
Silver	5.0		ug/L	U	YES	R															Pj-
Sodium	2350		ug/L		YES																
Vanadium	10.0		ug/L	U	YES																
Analysis Method : 6020						**Dilution: 1**															
Aluminum	50.0		ug/L	U	YES																
Antimony	2.0		ug/L	U	YES																
Beryllium	1.0		ug/L	U	YES																
Cadmium	0.50		ug/L	U	YES																
Iron	141		ug/L		YES	J						J									Z
Thallium	1.0		ug/L	U	YES																
Zinc	3.5		ug/L	B J	YES	J								J							L, Pj
Analysis Method : 7470A						**Dilution: 1**															
Mercury	0.20		ug/L	U	YES																

* Overall result qualifier reflects summation of qualifiers added during automated data review and any qualifiers added manually for categories not assessed by automated data review

Sample Qualification Report with Reason Codes (All Results sorted by Client Sample ID)

Client Sample ID : FWGBKGmw-018C-0519-GW **Lab Report Batch :** A7J110400 **Lab ID :** STLCAN

Sample Date : 10/11/2007 **Analysis Type: DL** **Sample Matrix :** AQ

Lab Sample ID: A7J110400010

Reviewed By / Date : 12/17/07 **Approved By / Date :** 12/17/07

Analyte Name	Result	Uncertainty / Error	Result Units	Lab Qual	Rep Res	Overall Qual*	Temp	HT	MB	LCS	MS	Lab Dup	Surr	Rep Limit	Moist Tot/Dis	Field QC	Tune	IC	ICV	CV / CCV	Reason Codes
Analysis Method : 8330						**Dilution: 0.98**															
1,3,5-Trinitrobenzene	0.098		ug/L	U	YES																
1,3-Dinitrobenzene	0.098		ug/L	U	YES																
2,4,6-TNT	0.098		ug/L	U	YES																
2,4-Dinitrotoluene	0.098		ug/L	U	YES																
2,6-Dinitrotoluene	0.098		ug/L	U	YES																
2-Amino-4,6-dinitrotoluene	0.098		ug/L	U	YES																
2-Nitrotoluene	0.49		ug/L	U	YES																
3-Nitrotoluene	0.49		ug/L	U	YES																
4-Amino-2,6-Dinitrotoluene	0.098		ug/L	U	YES																
4-Nitrotoluene	0.49		ug/L	U	YES																
HMX	0.098		ug/L	U	YES																
Nitrobenzene	0.098		ug/L	U	YES																
NITROGLYCERINE	0.64		ug/L	U	YES																
Pentaerythritol Tetranitrate (PETN)	0.64		ug/L	U	YES																
RDX	0.098		ug/L	U	YES																
TETRYL	0.098		ug/L	U	YES																

* Overall result qualifier reflects summation of qualifiers added during automated data review and any qualifiers added manually for categories not assessed by automated data review

Sample Qualification Report with Reason Codes (All Results sorted by Client Sample ID)

Client Sample ID : FWGBKGmw-018C-0519-GW **Lab Report Batch :** A7J110400 **Lab ID :** STLCAN

Sample Date : 10/11/2007 **Analysis Type: RES** **Sample Matrix :** AQ

Lab Sample ID: A7J110400010

Reviewed By / Date : 12/17/07 **Approved By / Date :** 12/17/07

Analyte Name	Result	Uncertainty / Error	Result Units	Lab Qual	Rep Res	Overall Qual*	Temp	HT	MB	LCS	MS	Lab Dup	Surr	Rep Limit	Moist Tot/Dis	Field QC	Tune	IC	ICV	CV / CCV	Reason Codes
Analysis Method : 353.2 Modified						**Dilution: 1**															
Nitrocellulose	0.23		mg/L	B	YES	J					J			J							L, J
Analysis Method : 8081A						**Dilution: 1**															
4,4'-DDD	0.030		ug/L	U	YES	UJ															Pj-
4,4'-DDE	0.030		ug/L	U	YES																
4,4'-DDT	0.030		ug/L	U	YES																
Aldrin	0.030		ug/L	U	YES																
alpha-BHC	0.030		ug/L	U	YES																
alpha-Chordane	0.030		ug/L	U	YES																
beta-BHC	0.030		ug/L	U	YES																
delta-BHC	0.030		ug/L	U	YES																
Dieldrin	0.030		ug/L	U	YES																
Endosulfan I	0.025		ug/L	U	YES	UJ				UJ											K,J-
Endosulfan II	0.025		ug/L	U	YES																
Endosulfan sulfate	0.030		ug/L	U	YES																
Endrin	0.030		ug/L	U	YES																
Endrin aldehyde	0.030		ug/L	U	YES																
Endrin ketone	0.030		ug/L	U	YES																
gamma-BHC	0.030		ug/L	U	YES																
gamma-Chlordane	0.030		ug/L	U	YES																
Heptachlor	0.030		ug/L	U	YES																
Heptachlor epoxide	0.030		ug/L	U	YES																
Methoxychlor	0.10		ug/L	U	YES																
Toxaphene	2.0		ug/L	U	YES																
Analysis Method : 8082						**Dilution: 1**															
Aroclor 1016	0.50		ug/L	U	YES																
Aroclor 1221	0.50		ug/L	U	YES																
Aroclor 1232	0.50		ug/L	U	YES																
Aroclor 1242	0.50		ug/L	U	YES																
Aroclor 1248	0.50		ug/L	U	YES																
Aroclor 1254	0.50		ug/L	U	YES																
Aroclor 1260	0.50		ug/L	U	YES																
Analysis Method : 8260B						**Dilution: 1**															

* Overall result qualifier reflects summation of qualifiers added during automated data review and any qualifiers added manually for categories not assessed by automated data review

Sample Qualification Report with Reason Codes (All Results sorted by Client Sample ID)

Client Sample ID : FWGBKGmw-018C-0519-GW **Lab Report Batch :** A7J110400 **Lab ID :** STLCAN

Sample Date : 10/11/2007 **Analysis Type: RES** **Sample Matrix :** AQ

Lab Sample ID: A7J110400010

Reviewed By / Date : [signature] 12/17/07 **Approved By / Date :** [signature] 12/17/07

Analyte Name	Result	Uncertainty / Error	Result Units	Lab Qual	Rep Res	Overall Qual*	Temp	HT	MB	LCS	MS	Lab Dup	Surr	Rep Limit	Moist Tot/Dis	Field QC	Tune	IC	ICV	CV / CCV	Reason Codes
Analysis Method : 8260B						**Dilution: 1**															
1,1,1-Trichloroethane	1.0		ug/L	U	YES																
1,1,2,2-Tetrachloroethane	1.0		ug/L	U	YES																
1,1,2-Trichloroethane	1.0		ug/L	U	YES																
1,1-Dichloroethane	1.0		ug/L	U	YES																
1,1-Dichloroethene	1.0		ug/L	U	YES																
1,2-Dibromoethane	1.0		ug/L	U	YES																
1,2-Dichloroethane	1.0		ug/L	U	YES																
1,2-Dichloroethene (total)	1.0		ug/L	U	YES																
1,2-Dichloropropane	1.0		ug/L	U	YES																
2-Butanone	10		ug/L	U	YES																
2-Hexanone	10		ug/L	U	YES																
4-Methyl-2-pentanone	10		ug/L	U	YES																
Acetone	10		ug/L	U	YES	~~None~~															
Benzene	1.0		ug/L	U	YES																
Bromochloromethane	1.0		ug/L	U	YES																
Bromodichloromethane	1.0		ug/L	U	YES																
Bromoform	1.0		ug/L	U	YES																
Bromomethane	1.0		ug/L	U	YES																
Carbon disulfide	1.0		ug/L	U	YES																
Carbon tetrachloride	1.0		ug/L	U	YES																
Chlorobenzene	1.0		ug/L	U	YES																
Chloroethane	1.0		ug/L	U	YES																
Chloroform	1.0		ug/L	U	YES																
Chloromethane	1.0		ug/L	U	YES																
cis-1,2-Dichloroethene	1.0		ug/L	U	YES																
cis-1,3-Dichloropropene	1.0		ug/L	U	YES																
Dibromochloromethane	1.0		ug/L	U	YES																
Ethylbenzene	1.0		ug/L	U	YES																
M&P-XYLENES	2.0		ug/L	U	YES																
Methylene chloride	2.0		ug/L	U	YES																
o-Xylene	1.0		ug/L	U	YES																

* Overall result qualifier reflects summation of qualifiers added during automated data review and any qualifiers added manually for categories not assessed by automated data review

Sample Qualification Report with Reason Codes (All Results sorted by Client Sample ID)

Client Sample ID : FWGBKGmw-018C-0519-GW **Lab Report Batch :** A7J110400 **Lab ID :** STLCAN

Sample Date : 10/11/2007 **Analysis Type: RES** **Sample Matrix :** AQ

Lab Sample ID: A7J110400010

Reviewed By / Date : Angie Draper 12/17/07 **Approved By / Date :** Heather Medley 12/17/07

Analyte Name	Result	Uncertainty / Error	Result Units	Lab Qual	Rep Res	Overall Qual*	Temp	HT	MB	LCS	MS	Lab Dup	Surr	Rep Limit	Moist Tot/Dis	Field QC	Tune	IC	ICV	CV / CCV	Reason Codes
Analysis Method : 8260B						**Dilution: 1**															
Styrene	1.0		ug/L	U	YES																
Tetrachloroethene	1.0		ug/L	U	YES																
Toluene	1.0		ug/L	U	YES																
TOTAL XYLENES	2.0		ug/L	U	YES																
trans-1,2-Dichloroethene	1.0		ug/L	U	YES																
trans-1,3-Dichloropropene	1.0		ug/L	U	YES																
Trichloroethene	1.0		ug/L	U	YES																
Vinyl chloride	1.0		ug/L	U	YES																
Analysis Method : 8270C						**Dilution: 1**															
1,2,4-Trichlorobenzene	1.0		ug/L	U	YES																
1,2-Dichlorobenzene	1.0		ug/L	U	YES																
1,3-Dichlorobenzene	1.0		ug/L	U	YES																
1,4-Dichlorobenzene	1.0		ug/L	U	YES																
2,2-OXYBIS (1-CHLOROPROPANE)	1.0		ug/L	U	YES																
2,4,5-Trichlorophenol	5.0		ug/L	U	YES																
2,4,6-Trichlorophenol	5.0		ug/L	U	YES																
2,4-Dichlorophenol	2.0		ug/L	U	YES																
2,4-Dimethylphenol	2.0		ug/L	U	YES																
2,4-Dinitrophenol	5.0		ug/L	U	YES	UJ															Pj-
2,4-Dinitrotoluene	5.0		ug/L	U	YES																
2,6-Dinitrotoluene	5.0		ug/L	U	YES																
2-Chloronaphthalene	1.0		ug/L	U	YES																
2-Chlorophenol	1.0		ug/L	U	YES																
2-Methylnaphthalene	0.20		ug/L	U	YES																
2-Methylphenol	1.0		ug/L	U	YES																
2-Nitroaniline	2.0		ug/L	U	YES																
2-Nitrophenol	2.0		ug/L	U	YES																
3,3'-Dichlorobenzidine	5.0		ug/L	U	YES																
3-Nitroaniline	2.0		ug/L	U	YES																
4,6-Dinitro-2-methylphenol	5.0		ug/L	U	YES																
4-Bromophenyl phenyl ether	2.0		ug/L	U	YES																

* Overall result qualifier reflects summation of qualifiers added during automated data review and any qualifiers added manually for categories not assessed by automated data review

Sample Qualification Report with Reason Codes (All Results sorted by Client Sample ID)

Client Sample ID : FWGBKGmw-018C-0519-GW **Lab Report Batch :** A7J110400 **Lab ID :** STLCAN

Sample Date : 10/11/2007 **Analysis Type: RES** **Sample Matrix :** AQ

Lab Sample ID: A7J110400010

Reviewed By / Date : 12/17/07 **Approved By / Date :** 12/17/07

Analyte Name	Result	Uncertainty / Error	Result Units	Lab Qual	Rep Res	Overall Qual*	Temp	HT	MB	LCS	MS	Lab Dup	Surr	Rep Limit	Moist Tot/Dis	Field QC	Tune	IC	ICV	CV / CCV	Reason Codes
Analysis Method : 8270C						**Dilution: 1**															
4-Chloro-3-methylphenol	2.0		ug/L	U	YES																
4-Chloroaniline	2.0		ug/L	U	YES																
4-Chlorophenyl phenyl ether	2.0		ug/L	U	YES																
4-Methylphenol	1.0		ug/L	U	YES																
4-Nitroanaline	2.0		ug/L	U	YES																
4-Nitrophenol	5.0		ug/L	U	YES																
Acenaphthene	0.20		ug/L	U	YES																
Acenaphthylene	0.20		ug/L	U	YES																
Anthracene	0.20		ug/L	U	YES																
Benzo(a)anthracene	0.20		ug/L	U	YES																
Benzo(a)pyrene	0.20		ug/L	U	YES																
Benzo(b)fluoranthene	0.20		ug/L	U	YES																
BENZO(G,H,I)PERYLENE	0.20		ug/L	U	YES																
Benzo(k)fluoranthene	0.20		ug/L	U	YES																
Benzoic acid	10		ug/L	U	YES	R				R											Pj-,J-
Benzyl alcohol	5.0		ug/L	U	YES																
bis(2-Chloroethoxy)methane	1.0		ug/L	U	YES																
bis(2-Chloroethyl) ether	1.0		ug/L	U	YES																
bis(2-Ethylhexyl) phthalate	1.4		ug/L	J B	YES	J								J							L / B
Butylbenzyl Phthalate	1.0		ug/L	U	YES																
Carbazole	1.0		ug/L	U	YES																
Chrysene	0.20		ug/L	U	YES																
dibenzo(a,h)anthracene	0.20		ug/L	U	YES																
Dibenzofuran	1.0		ug/L	U	YES																
Diethyl phthalate	1.0		ug/L	U	YES																
Dimethyl phthalate	1.0		ug/L	U	YES																
Di-n-butyl phthalate	1.0		ug/L	U	YES																
Di-n-octyl phthalate	1.0		ug/L	U	YES																
Fluoranthene	0.20		ug/L	U	YES																
Fluorene	0.20		ug/L	U	YES																
Hexachlorobenzene	0.20		ug/L	U	YES																

* Overall result qualifier reflects summation of qualifiers added during automated data review and any qualifiers added manually for categories not assessed by automated data review

Sample Qualification Report with Reason Codes (All Results sorted by Client Sample ID)

Client Sample ID : FWGBKGmw-018C-0519-GW **Lab Report Batch :** A7J110400 **Lab ID :** STLCAN

Sample Date : 10/11/2007 **Analysis Type: RES** **Sample Matrix :** AQ

Lab Sample ID: A7J110400010

Reviewed By / Date : 12/17/07 **Approved By / Date :** 12/18/07

Analyte Name	Result	Uncertainty / Error	Result Units	Lab Qual	Rep Res	Overall Qual*	Temp	HT	MB	LCS	MS	Lab Dup	Surr	Rep Limit	Moist Tot/Dis	Field QC	Tune	IC	ICV	CV / CCV	Reason Codes
Analysis Method : 8270C						**Dilution: 1**															
Hexachlorobutadiene	1.0		ug/L	U	YES																
Hexachlorocyclopentadiene	10		ug/L	U	YES	R				R											J-
Hexachloroethane	1.0		ug/L	U	YES																
Indeno(1,2,3-cd)pyrene	0.20		ug/L	U	YES																
Isophorone	1.0		ug/L	U	YES																
Naphthalene	0.20		ug/L	U	YES																
Nitrobenzene	1.0		ug/L	U	YES																
N-nitroso-di-n-propylamine	1.0		ug/L	U	YES																
N-Nitrosodiphenylamine	1.0		ug/L	U	YES																
Pentachlorophenol	5.0		ug/L	U	YES																
Phenanthrene	0.20		ug/L	U	YES																
Phenol	1.0		ug/L	U	YES																
Pyrene	0.20		ug/L	U	YES																
Analysis Method : 9012A						**Dilution: 1**															
Cyanide	0.010		mg/L	U	YES	UJ					UJ										H-
Analysis Method : SW8330 Modified						**Dilution: 1**															
Nitroguanidine	20		ug/L	U	YES	UJ		UJ													D-

* Overall result qualifier reflects summation of qualifiers added during automated data review and any qualifiers added manually for categories not assessed by automated data review

Sample Qualification Report with Reason Codes (All Results sorted by Client Sample ID)

Client Sample ID : FWGBKGmw-019C-0520-GF **Lab Report Batch :** A7J110400 **Lab ID :** STLCAN

Sample Date : 10/11/2007 **Analysis Type: RES** **Sample Matrix :** AQ

Lab Sample ID: A7J110400022

Reviewed By / Date : 12/17/07 **Approved By / Date :** 12/17/07

Analyte Name	Result	Uncertainty / Error	Result Units	Lab Qual	Rep Res	Overall Qual*	Temp	HT	MB	LCS	MS	Lab Dup	Surr	Rep Limit	Moist Tot/Dis	Field QC	Tune	IC	ICV	CV / CCV	Reason Codes
Analysis Method : 6860						**Dilution: 1**															
Perchlorate	0.10		ug/L	U	YES																

* Overall result qualifier reflects summation of qualifiers added during automated data review and any qualifiers added manually for categories not assessed by automated data review

Sample Qualification Report with Reason Codes (All Results sorted by Client Sample ID)

Client Sample ID : FWGBKGmw-019C-0520-GF **Lab Report Batch :** A7J110400 **Lab ID :** STLCAN

Sample Date : 10/11/2007 **Analysis Type: RES/TOT** **Sample Matrix :** AQ

Lab Sample ID: A7J110400022

Reviewed By / Date : 12/17/07 **Approved By / Date :** 12/17/07

Analyte Name	Result	Uncertainty / Error	Result Units	Lab Qual	Rep Res	Overall Qual*	Temp	HT	MB	LCS	MS	Lab Dup	Surr	Rep Limit	Moist Tot/Dis	Field QC	Tune	IC	ICV	CV / CCV	Reason Codes
Analysis Method : 6010B						**Dilution: 1**															
Arsenic	5.0		ug/L	U	YES																
Barium	41.9		ug/L		YES																
Calcium	112000		ug/L		YES																
Chromium	5.0		ug/L	U	YES																
Cobalt	5.0		ug/L	U	YES																
Copper	5.0		ug/L	U	YES																
Lead	3.0		ug/L	U	YES																
Magnesium	32400		ug/L		YES																
Manganese	189		ug/L	J	YES	J						J									Z
Nickel	10.0		ug/L	U	YES																
Potassium	1110		ug/L	J	YES																
Selenium	5.0		ug/L	U	YES																
Silver	5.0		ug/L	U	YES	R															Pj-
Sodium	9120		ug/L		YES																
Vanadium	10.0		ug/L	U	YES																
Analysis Method : 6020						**Dilution: 1**															
Aluminum	50.0		ug/L	U	YES																
Antimony	2.0		ug/L	U	YES																
Beryllium	1.0		ug/L	U	YES																
Cadmium	0.50		ug/L	U	YES																
Iron	551		ug/L		YES	J						J									Z
Thallium	1.0		ug/L	U	YES																
Zinc	2.9		ug/L	B J	YES	J								J							L
Analysis Method : 7470A						**Dilution: 1**															
Mercury	0.20		ug/L	U	YES																

* Overall result qualifier reflects summation of qualifiers added during automated data review and any qualifiers added manually for categories not assessed by automated data review

Sample Qualification Report with Reason Codes (All Results sorted by Client Sample ID)

Client Sample ID : FWGBKGmw-019C-0520-GW **Lab Report Batch :** A7J110400 **Lab ID :** STLCAN

Sample Date : 10/11/2007 **Analysis Type: RES** **Sample Matrix :** AQ

Lab Sample ID: A7J110400021

Reviewed By / Date : 12/17/07 **Approved By / Date :** 12/17/07

Analyte Name	Result	Uncertainty / Error	Result Units	Lab Qual	Rep Res	Overall Qual*	Temp	HT	MB	LCS	MS	Lab Dup	Surr	Rep Limit	Moist Tot/Dis	Field QC	Tune	IC	ICV	CV / CCV	Reason Codes
Analysis Method : 353.2 Modified						**Dilution: 1**															
Nitrocellulose	0.50		mg/L	U	YES	UJ					UJ										I-P-
Analysis Method : 8081A						**Dilution: 1**															
4,4'-DDD	0.030		ug/L	U	YES	UJ							UJ								Pj-,G-
4,4'-DDE	0.030		ug/L	U	YES	UJ							UJ								G-
4,4'-DDT	0.030		ug/L	U	YES	UJ							UJ								G-
Aldrin	0.030		ug/L	U	YES	UJ							UJ								G-
alpha-BHC	0.030		ug/L	U	YES	UJ							UJ								G-
alpha-Chordane	0.030		ug/L	U	YES	UJ							UJ								G-
beta-BHC	0.0073		ug/L	J	YES	J							J	J							L, G
delta-BHC	0.030		ug/L	U	YES	UJ							UJ								G-
Dieldrin	0.030		ug/L	U	YES	UJ							UJ								G-
Endosulfan I	0.025		ug/L	U	YES	UJ				UJ			UJ								J-,G-
Endosulfan II	0.025		ug/L	U	YES	UJ							UJ								G-
Endosulfan sulfate	0.030		ug/L	U	YES	UJ							UJ								G-
Endrin	0.030		ug/L	U	YES	UJ							UJ								G-
Endrin aldehyde	0.030		ug/L	U	YES	UJ							UJ								G-
Endrin ketone	0.030		ug/L	U	YES	UJ							UJ								G-
gamma-BHC	0.030		ug/L	U	YES	UJ							UJ								G-
gamma-Chlordane	0.030		ug/L	U	YES	UJ							UJ								G-
Heptachlor	0.030		ug/L	U	YES	UJ							UJ								G-
Heptachlor epoxide	0.030		ug/L	U	YES	UJ							UJ								G-
Methoxychlor	0.10		ug/L	U	YES	UJ							UJ								G-
Toxaphene	2.0		ug/L	U	YES	UJ							UJ								G-
Analysis Method : 8082						**Dilution: 1**															
Aroclor 1016	0.50		ug/L	U	YES	UJ							UJ								G-
Aroclor 1221	0.50		ug/L	U	YES	UJ							UJ								G-
Aroclor 1232	0.50		ug/L	U	YES	UJ							UJ								G-
Aroclor 1242	0.50		ug/L	U	YES	UJ							UJ								G-
Aroclor 1248	0.50		ug/L	U	YES	UJ							UJ								G-
Aroclor 1254	0.50		ug/L	U	YES	UJ							UJ								G-
Aroclor 1260	0.50		ug/L	U	YES	UJ							UJ								G-
Analysis Method : 8260B						**Dilution: 1**															

* Overall result qualifier reflects summation of qualifiers added during automated data review and any qualifiers added manually for categories not assessed by automated data review

Sample Qualification Report with Reason Codes (All Results sorted by Client Sample ID)

Client Sample ID : FWGBKGmw-019C-0520-GW **Lab Report Batch :** A7J110400 **Lab ID :** STLCAN

Sample Date : 10/11/2007 **Analysis Type: RES** **Sample Matrix :** AQ

Lab Sample ID: A7J110400021

Reviewed By / Date : 12/17/07 **Approved By / Date :** 12/17/07

Analyte Name	Result	Uncertainty / Error	Result Units	Lab Qual	Rep Res	Overall Qual*	Temp	HT	MB	LCS	MS	Lab Dup	Surr	Rep Limit	Moist Tot/Dis	Field QC	Tune	IC	ICV	CV / CCV	Reason Codes
Analysis Method : 8260B						**Dilution: 1**															
1,1,1-Trichloroethane	1.0		ug/L	U	YES																
1,1,2,2-Tetrachloroethane	1.0		ug/L	U	YES																
1,1,2-Trichloroethane	1.0		ug/L	U	YES																
1,1-Dichloroethane	1.0		ug/L	U	YES																
1,1-Dichloroethene	1.0		ug/L	U	YES																
1,2-Dibromoethane	1.0		ug/L	U	YES																
1,2-Dichloroethane	1.0		ug/L	U	YES																
1,2-Dichloroethene (total)	1.0		ug/L	U	YES																
1,2-Dichloropropane	1.0		ug/L	U	YES																
2-Butanone	10		ug/L	U	YES																
2-Hexanone	10		ug/L	U	YES																
4-Methyl-2-pentanone	10		ug/L	U	YES																
Acetone	10		ug/L	U	YES	~~None~~															
Benzene	1.0		ug/L	U	YES																
Bromochloromethane	1.0		ug/L	U	YES																
Bromodichloromethane	1.0		ug/L	U	YES																
Bromoform	1.0		ug/L	U	YES																
Bromomethane	1.0		ug/L	U	YES																
Carbon disulfide	1.0		ug/L	U	YES																
Carbon tetrachloride	1.0		ug/L	U	YES																
Chlorobenzene	1.0		ug/L	U	YES																
Chloroethane	1.0		ug/L	U	YES																
Chloroform	1.0		ug/L	U	YES																
Chloromethane	1.0		ug/L	U	YES																
cis-1,2-Dichloroethene	1.0		ug/L	U	YES																
cis-1,3-Dichloropropene	1.0		ug/L	U	YES																
Dibromochloromethane	1.0		ug/L	U	YES																
Ethylbenzene	1.0		ug/L	U	YES																
M&P-XYLENES	2.0		ug/L	U	YES																
Methylene chloride	2.0		ug/L	U	YES																
o-Xylene	1.0		ug/L	U	YES																

* Overall result qualifier reflects summation of qualifiers added during automated data review and any qualifiers added manually for categories not assessed by automated data review

Sample Qualification Report with Reason Codes (All Results sorted by Client Sample ID)

Client Sample ID : FWGBKGmw-019C-0520-GW **Lab Report Batch :** A7J110400 **Lab ID :** STLCAN

Sample Date : 10/11/2007 **Analysis Type: RES** **Sample Matrix :** AQ

Lab Sample ID: A7J110400021

Reviewed By / Date : [signature] 12/17/07 **Approved By / Date :** [signature] 12/17/07

Analyte Name	Result	Uncertainty / Error	Result Units	Lab Qual	Rep Res	Overall Qual*	Temp	HT	MB	LCS	MS	Lab Dup	Surr	Rep Limit	Moist Tot/Dis	Field QC	Tune	IC	ICV	CV / CCV	Reason Codes
Analysis Method : 8260B						**Dilution: 1**															
Styrene	1.0		ug/L	U	YES																
Tetrachloroethene	1.0		ug/L	U	YES																
Toluene	1.0		ug/L	U	YES																
TOTAL XYLENES	2.0		ug/L	U	YES																
trans-1,2-Dichloroethene	1.0		ug/L	U	YES																
trans-1,3-Dichloropropene	1.0		ug/L	U	YES																
Trichloroethene	1.0		ug/L	U	YES																
Vinyl chloride	1.0		ug/L	U	YES																
Analysis Method : 8270C						**Dilution: 1**															
1,2,4-Trichlorobenzene	1.0		ug/L	U	YES																
1,2-Dichlorobenzene	1.0		ug/L	U	YES																
1,3-Dichlorobenzene	1.0		ug/L	U	YES																
1,4-Dichlorobenzene	1.0		ug/L	U	YES																
2,2-OXYBIS (1-CHLOROPROPANE)	1.0		ug/L	U	YES																
2,4,5-Trichlorophenol	5.0		ug/L	U	YES																
2,4,6-Trichlorophenol	5.0		ug/L	U	YES																
2,4-Dichlorophenol	2.0		ug/L	U	YES																
2,4-Dimethylphenol	2.0		ug/L	U	YES																
2,4-Dinitrophenol	5.0		ug/L	U	YES	UJ															Pj-
2,4-Dinitrotoluene	5.0		ug/L	U	YES																
2,6-Dinitrotoluene	5.0		ug/L	U	YES																
2-Chloronaphthalene	1.0		ug/L	U	YES																
2-Chlorophenol	1.0		ug/L	U	YES																
2-Methylnaphthalene	0.20		ug/L	U	YES																
2-Methylphenol	1.0		ug/L	U	YES																
2-Nitroaniline	2.0		ug/L	U	YES																
2-Nitrophenol	2.0		ug/L	U	YES																
3,3'-Dichlorobenzidine	5.0		ug/L	U	YES																
3-Nitroaniline	2.0		ug/L	U	YES																
4,6-Dinitro-2-methylphenol	5.0		ug/L	U	YES																
4-Bromophenyl phenyl ether	2.0		ug/L	U	YES																

* Overall result qualifier reflects summation of qualifiers added during automated data review and any qualifiers added manually for categories not assessed by automated data review

Sample Qualification Report with Reason Codes (All Results sorted by Client Sample ID)

Client Sample ID : FWGBKGmw-019C-0520-GW **Lab Report Batch :** A7J110400 **Lab ID :** STLCAN

Sample Date : 10/11/2007 **Analysis Type: RES** **Sample Matrix :** AQ

Lab Sample ID: A7J110400021

Reviewed By / Date : Gregg Douglas 12/17/07 **Approved By / Date :** Heather Medley 12/17/07

Analyte Name	Result	Uncertainty / Error	Result Units	Lab Qual	Rep Res	Overall Qual*	Temp	HT	MB	LCS	MS	Lab Dup	Surr	Rep Limit	Moist Tot/Dis	Field QC	Tune	IC	ICV	CV / CCV	Reason Codes
Analysis Method : 8270C						**Dilution: 1**															
4-Chloro-3-methylphenol	2.0		ug/L	U	YES																
4-Chloroaniline	2.0		ug/L	U	YES																
4-Chlorophenyl phenyl ether	2.0		ug/L	U	YES																
4-Methylphenol	1.0		ug/L	U	YES																
4-Nitroanaline	2.0		ug/L	U	YES																
4-Nitrophenol	5.0		ug/L	U	YES																
Acenaphthene	0.20		ug/L	U	YES																
Acenaphthylene	0.20		ug/L	U	YES																
Anthracene	0.20		ug/L	U	YES																
Benzo(a)anthracene	0.20		ug/L	U	YES																
Benzo(a)pyrene	0.20		ug/L	U	YES																
Benzo(b)fluoranthene	0.20		ug/L	U	YES																
BENZO(G,H,I)PERYLENE	0.20		ug/L	U	YES																
Benzo(k)fluoranthene	0.20		ug/L	U	YES																
Benzoic acid	10		ug/L	U	YES	R				R											Pj-,J-
Benzyl alcohol	5.0		ug/L	U	YES																
bis(2-Chloroethoxy)methane	1.0		ug/L	U	YES																
bis(2-Chloroethyl) ether	1.0		ug/L	U	YES																
bis(2-Ethylhexyl) phthalate	10		ug/L	U	YES																
Butylbenzyl Phthalate	1.0		ug/L	U	YES																
Carbazole	1.0		ug/L	U	YES																
Chrysene	0.20		ug/L	U	YES																
dibenzo(a,h)anthracene	0.20		ug/L	U	YES																
Dibenzofuran	1.0		ug/L	U	YES																
Diethyl phthalate	1.0		ug/L	U	YES																
Dimethyl phthalate	1.0		ug/L	U	YES																
Di-n-butyl phthalate	1.0		ug/L	U	YES																
Di-n-octyl phthalate	1.0		ug/L	U	YES																
Fluoranthene	0.20		ug/L	U	YES																
Fluorene	0.20		ug/L	U	YES																
Hexachlorobenzene	0.20		ug/L	U	YES																

* Overall result qualifier reflects summation of qualifiers added during automated data review and any qualifiers added manually for categories not assessed by automated data review

Sample Qualification Report with Reason Codes (All Results sorted by Client Sample ID)

Client Sample ID : FWGBKGmw-019C-0520-GW **Lab Report Batch :** A7J110400 **Lab ID :** STLCAN

Sample Date : 10/11/2007 **Analysis Type: RES** **Sample Matrix :** AQ

Lab Sample ID: A7J110400021

Reviewed By / Date : Angie Draper 12/17/07 **Approved By / Date :** Heather McCoy 12/17/07

Analyte Name	Result	Uncertainty / Error	Result Units	Lab Qual	Rep Res	Overall Qual*	Temp	HT	MB	LCS	MS	Lab Dup	Surr	Rep Limit	Moist Tot/Dis	Field QC	Tune	IC	ICV	CV / CCV	Reason Codes
Analysis Method : 8270C						**Dilution: 1**															
Hexachlorobutadiene	1.0		ug/L	U	YES																
Hexachlorocyclopentadiene	10		ug/L	U	YES	R				R											J-
Hexachloroethane	1.0		ug/L	U	YES																
Indeno(1,2,3-cd)pyrene	0.20		ug/L	U	YES																
Isophorone	1.0		ug/L	U	YES																
Naphthalene	0.20		ug/L	U	YES																
Nitrobenzene	1.0		ug/L	U	YES																
N-nitroso-di-n-propylamine	1.0		ug/L	U	YES																
N-Nitrosodiphenylamine	1.0		ug/L	U	YES																
Pentachlorophenol	5.0		ug/L	U	YES																
Phenanthrene	0.20		ug/L	U	YES																
Phenol	1.0		ug/L	U	YES																
Pyrene	0.20		ug/L	U	YES																
Analysis Method : 8330						**Dilution: 1**															
1,3,5-Trinitrobenzene	0.10		ug/L	U	YES																
1,3-Dinitrobenzene	0.10		ug/L	U	YES																
2,4,6-TNT	0.10		ug/L	U	YES																
2,4-Dinitrotoluene	0.10		ug/L	U	YES																
2,6-Dinitrotoluene	0.10		ug/L	U	YES																
2-Amino-4,6-dinitrotoluene	0.10		ug/L	U	YES																
2-Nitrotoluene	0.50		ug/L	U	YES																
3-Nitrotoluene	0.50		ug/L	U	YES																
4-Amino-2,6-Dinitrotoluene	0.10		ug/L	U	YES																
4-Nitrotoluene	0.50		ug/L	U	YES																
HMX	0.10		ug/L	U	YES																
Nitrobenzene	0.10		ug/L	U	YES																
NITROGLYCERINE	0.65		ug/L	U	YES																
Pentaerythritol Tetranitrate (PETN)	0.65		ug/L	U	YES																
RDX	0.10		ug/L	U	YES																
TETRYL	0.10		ug/L	U	YES																
Analysis Method : 9012A						**Dilution: 1**															
Cyanide	0.010		mg/L	U	YES	UJ					UJ										H-

* Overall result qualifier reflects summation of qualifiers added during automated data review and any qualifiers added manually for categories not assessed by automated data review

Sample Qualification Report with Reason Codes (All Results sorted by Client Sample ID)

Client Sample ID : FWGBKGmw-019C-0520-GW **Lab Report Batch :** A7J110400 **Lab ID :** STLCAN

Sample Date : 10/11/2007 **Analysis Type: RES** **Sample Matrix :** AQ

Lab Sample ID: A7J110400021

Reviewed By / Date : 12/17/07 **Approved By / Date :** 12/17/07

Analyte Name	Result	Uncertainty / Error	Result Units	Lab Qual	Rep Res	Overall Qual*	Temp	HT	MB	LCS	MS	Lab Dup	Surr	Rep Limit	Moist Tot/Dis	Field QC	Tune	IC	ICV	CV / CCV	Reason Codes
Analysis Method : SW8330 Modified						**Dilution: 1**															
Nitroguanidine	20		ug/L	U	YES	UJ		UJ													D-

* Overall result qualifier reflects summation of qualifiers added during automated data review and any qualifiers added manually for categories not assessed by automated data review

Sample Qualification Report with Reason Codes (All Results sorted by Client Sample ID)

Client Sample ID : FWGBKGmw-020C-0521-GF **Lab Report Batch :** A7J110400 **Lab ID :** STLCAN

Sample Date : 10/11/2007 **Analysis Type: RES** **Sample Matrix :** AQ

Lab Sample ID: A7J110400024

Reviewed By / Date : 12/17/07 **Approved By / Date :** 12/17/07

Analyte Name	Result	Uncertainty / Error	Result Units	Lab Qual	Rep Res	Overall Qual*	Temp	HT	MB	LCS	MS	Lab Dup	Surr	Rep Limit	Moist Tot/Dis	Field QC	Tune	IC	ICV	CV / CCV	Reason Codes
Analysis Method : 6860						**Dilution: 1**															
Perchlorate	0.10		ug/L	U	YES																

* Overall result qualifier reflects summation of qualifiers added during automated data review and any qualifiers added manually for categories not assessed by automated data review

Sample Qualification Report with Reason Codes (All Results sorted by Client Sample ID)

Client Sample ID : FWGBKGmw-020C-0521-GF **Lab Report Batch :** A7J110400 **Lab ID :** STLCAN

Sample Date : 10/11/2007 **Analysis Type: RES/TOT** **Sample Matrix :** AQ

Lab Sample ID: A7J110400024

Reviewed By / Date : Angie Draft 12/17/07 **Approved By / Date :** Heather McCoy 12/17/07

Analyte Name	Result	Uncertainty / Error	Result Units	Lab Qual	Rep Res	Overall Qual*	Temp	HT	MB	LCS	MS	Lab Dup	Surr	Rep Limit	Moist Tot/Dis	Field QC	Tune	IC	ICV	CV / CCV	Reason Codes
Analysis Method : 6010B						**Dilution: 1**															
Arsenic	5.0		ug/L	U	YES																
Barium	130		ug/L		YES																
Calcium	51800		ug/L		YES																
Chromium	5.0		ug/L	U	YES																
Cobalt	5.0		ug/L	U	YES																
Copper	5.0		ug/L	U	YES																
Lead	3.0		ug/L	U	YES																
Magnesium	16300		ug/L		YES																
Manganese	756		ug/L	J	YES	J						J									Z
Nickel	10.0		ug/L	U	YES																
Potassium	2390		ug/L	J	YES																
Selenium	5.0		ug/L	U	YES																
Silver	5.0		ug/L	U	YES	R															Pj-
Sodium	7820		ug/L		YES																
Vanadium	10.0		ug/L	U	YES																
Analysis Method : 6020						**Dilution: 1**															
Aluminum	50.0		ug/L	U	YES																
Antimony	2.0		ug/L	U	YES																
Beryllium	1.0		ug/L	U	YES																
Cadmium	0.50		ug/L	U	YES																
Iron	2390		ug/L		YES	J						J									Z
Thallium	1.0		ug/L	U	YES																
Zinc	5.0		ug/L	B J	YES	J								J							L
Analysis Method : 7470A						**Dilution: 1**															
Mercury	0.20		ug/L	U	YES																

* Overall result qualifier reflects summation of qualifiers added during automated data review and any qualifiers added manually for categories not assessed by automated data review

Sample Qualification Report with Reason Codes (All Results sorted by Client Sample ID)

Client Sample ID : FWGBKGmw-020C-0521-GW **Lab Report Batch :** A7J110400 **Lab ID :** STLCAN

Sample Date : 10/11/2007 **Analysis Type: RES** **Sample Matrix :** AQ

Lab Sample ID: A7J110400023

Reviewed By / Date : 12/17/07 **Approved By / Date :** 12/17/07

Analyte Name	Result	Uncertainty / Error	Result Units	Lab Qual	Rep Res	Overall Qual*	Temp	HT	MB	LCS	MS	Lab Dup	Surr	Rep Limit	Moist Tot/Dis	Field QC	Tune	IC	ICV	CV / CCV	Reason Codes
Analysis Method : 353.2 Modified						**Dilution: 1**															
Nitrocellulose	0.50		mg/L	U	YES	UJ					UJ										I,Pj-
Analysis Method : 8081A						**Dilution: 1**															
4,4'-DDD	0.030		ug/L	U	YES	UJ															Pj-
4,4'-DDE	0.030		ug/L	U	YES																
4,4'-DDT	0.030		ug/L	U	YES																
Aldrin	0.030		ug/L	U	YES																
alpha-BHC	0.030		ug/L	U	YES																
alpha-Chordane	0.030		ug/L	U	YES																
beta-BHC	0.013		ug/L	J	YES	J								J							L
delta-BHC	0.030		ug/L	U	YES																
Dieldrin	0.030		ug/L	U	YES																
Endosulfan I	0.025		ug/L	U	YES	UJ				UJ											J-
Endosulfan II	0.025		ug/L	U	YES																
Endosulfan sulfate	0.030		ug/L	U	YES																
Endrin	0.030		ug/L	U	YES																
Endrin aldehyde	0.030		ug/L	U	YES																
Endrin ketone	0.030		ug/L	U	YES																
gamma-BHC	0.030		ug/L	U	YES																
gamma-Chlordane	0.030		ug/L	U	YES																
Heptachlor	0.030		ug/L	U	YES																
Heptachlor epoxide	0.030		ug/L	U	YES																
Methoxychlor	0.10		ug/L	U	YES																
Toxaphene	2.0		ug/L	U	YES																
Analysis Method : 8082						**Dilution: 1**															
Aroclor 1016	0.50		ug/L	U	YES																
Aroclor 1221	0.50		ug/L	U	YES																
Aroclor 1232	0.50		ug/L	U	YES																
Aroclor 1242	0.50		ug/L	U	YES																
Aroclor 1248	0.50		ug/L	U	YES																
Aroclor 1254	0.50		ug/L	U	YES																
Aroclor 1260	0.50		ug/L	U	YES																
Analysis Method : 8260B						**Dilution: 1**															

* Overall result qualifier reflects summation of qualifiers added during automated data review and any qualifiers added manually for categories not assessed by automated data review

Sample Qualification Report with Reason Codes (All Results sorted by Client Sample ID)

Client Sample ID : FWGBKGmw-020C-0521-GW **Lab Report Batch :** A7J110400 **Lab ID :** STLCAN

Sample Date : 10/11/2007 **Analysis Type: RES** **Sample Matrix :** AQ

Lab Sample ID: A7J110400023

Reviewed By / Date : 12/17/07 **Approved By / Date :** 12/17/07

Analyte Name	Result	Uncertainty / Error	Result Units	Lab Qual	Rep Res	Overall Qual*	Temp	HT	MB	LCS	MS	Lab Dup	Surr	Rep Limit	Moist Tot/Dis	Field QC	Tune	IC	ICV	CV / CCV	Reason Codes
Analysis Method : 8260B						**Dilution: 1**															
1,1,1-Trichloroethane	1.0		ug/L	U	YES																
1,1,2,2-Tetrachloroethane	1.0		ug/L	U	YES																
1,1,2-Trichloroethane	1.0		ug/L	U	YES																
1,1-Dichloroethane	1.0		ug/L	U	YES																
1,1-Dichloroethene	1.0		ug/L	U	YES																
1,2-Dibromoethane	1.0		ug/L	U	YES																
1,2-Dichloroethane	1.0		ug/L	U	YES																
1,2-Dichloroethene (total)	1.0		ug/L	U	YES																
1,2-Dichloropropane	1.0		ug/L	U	YES																
2-Butanone	10		ug/L	U	YES																
2-Hexanone	10		ug/L	U	YES																
4-Methyl-2-pentanone	10		ug/L	U	YES																
Acetone	10		ug/L	U	YES	~~None~~															
Benzene	1.0		ug/L	U	YES																
Bromochloromethane	1.0		ug/L	U	YES																
Bromodichloromethane	1.0		ug/L	U	YES																
Bromoform	1.0		ug/L	U	YES																
Bromomethane	1.0		ug/L	U	YES																
Carbon disulfide	1.0		ug/L	U	YES																
Carbon tetrachloride	1.0		ug/L	U	YES																
Chlorobenzene	1.0		ug/L	U	YES																
Chloroethane	1.0		ug/L	U	YES																
Chloroform	1.0		ug/L	U	YES																
Chloromethane	1.0		ug/L	U	YES																
cis-1,2-Dichloroethene	1.0		ug/L	U	YES																
cis-1,3-Dichloropropene	1.0		ug/L	U	YES																
Dibromochloromethane	1.0		ug/L	U	YES																
Ethylbenzene	1.0		ug/L	U	YES																
M&P-XYLENES	2.0		ug/L	U	YES																
Methylene chloride	2.0		ug/L	U	YES																
o-Xylene	1.0		ug/L	U	YES																

* Overall result qualifier reflects summation of qualifiers added during automated data review and any qualifiers added manually for categories not assessed by automated data review

Sample Qualification Report with Reason Codes (All Results sorted by Client Sample ID)

Client Sample ID : FWGBKGmw-020C-0521-GW **Lab Report Batch :** A7J110400 **Lab ID :** STLCAN

Sample Date : 10/11/2007 **Analysis Type: RES** **Sample Matrix :** AQ

Lab Sample ID: A7J110400023

Reviewed By / Date : 12/17/07 **Approved By / Date :** 12/17/07

Analyte Name	Result	Uncertainty / Error	Result Units	Lab Qual	Rep Res	Overall Qual*	Temp	HT	MB	LCS	MS	Lab Dup	Surr	Rep Limit	Moist Tot/Dis	Field QC	Tune	IC	ICV	CV / CCV	Reason Codes
Analysis Method : 8260B						**Dilution: 1**															
Styrene	1.0		ug/L	U	YES																
Tetrachloroethene	1.0		ug/L	U	YES																
Toluene	1.0		ug/L	U	YES																
TOTAL XYLENES	2.0		ug/L	U	YES																
trans-1,2-Dichloroethene	1.0		ug/L	U	YES																
trans-1,3-Dichloropropene	1.0		ug/L	U	YES																
Trichloroethene	1.0		ug/L	U	YES																
Vinyl chloride	1.0		ug/L	U	YES																
Analysis Method : 8270C						**Dilution: 1**															
1,2,4-Trichlorobenzene	1.0		ug/L	U	YES																
1,2-Dichlorobenzene	1.0		ug/L	U	YES																
1,3-Dichlorobenzene	1.0		ug/L	U	YES																
1,4-Dichlorobenzene	1.0		ug/L	U	YES																
2,2-OXYBIS (1-CHLOROPROPANE)	1.0		ug/L	U	YES																
2,4,5-Trichlorophenol	5.0		ug/L	U	YES																
2,4,6-Trichlorophenol	5.0		ug/L	U	YES																
2,4-Dichlorophenol	2.0		ug/L	U	YES																
2,4-Dimethylphenol	2.0		ug/L	U	YES																
2,4-Dinitrophenol	5.0		ug/L	U	YES	UJ															Pj-
2,4-Dinitrotoluene	5.0		ug/L	U	YES																
2,6-Dinitrotoluene	5.0		ug/L	U	YES																
2-Chloronaphthalene	1.0		ug/L	U	YES																
2-Chlorophenol	1.0		ug/L	U	YES																
2-Methylnaphthalene	0.20		ug/L	U	YES																
2-Methylphenol	1.0		ug/L	U	YES																
2-Nitroaniline	2.0		ug/L	U	YES																
2-Nitrophenol	2.0		ug/L	U	YES																
3,3'-Dichlorobenzidine	5.0		ug/L	U	YES																
3-Nitroaniline	2.0		ug/L	U	YES																
4,6-Dinitro-2-methylphenol	5.0		ug/L	U	YES																
4-Bromophenyl phenyl ether	2.0		ug/L	U	YES																

* Overall result qualifier reflects summation of qualifiers added during automated data review and any qualifiers added manually for categories not assessed by automated data review

Sample Qualification Report with Reason Codes (All Results sorted by Client Sample ID)

Client Sample ID : FWGBKGmw-020C-0521-GW **Lab Report Batch :** A7J110400 **Lab ID :** STLCAN

Sample Date : 10/11/2007 **Analysis Type: RES** **Sample Matrix :** AQ

Lab Sample ID: A7J110400023

Reviewed By / Date : Angie Draft 12/17/07 **Approved By / Date :** Heather Medley 12/17/07

Analyte Name	Result	Uncertainty / Error	Result Units	Lab Qual	Rep Res	Overall Qual*	Temp	HT	MB	LCS	MS	Lab Dup	Surr	Rep Limit	Moist Tot/Dis	Field QC	Tune	IC	ICV	CV / CCV	Reason Codes
Analysis Method : 8270C						**Dilution: 1**															
4-Chloro-3-methylphenol	2.0		ug/L	U	YES																
4-Chloroaniline	2.0		ug/L	U	YES																
4-Chlorophenyl phenyl ether	2.0		ug/L	U	YES																
4-Methylphenol	1.0		ug/L	U	YES																
4-Nitroanaline	2.0		ug/L	U	YES																
4-Nitrophenol	5.0		ug/L	U	YES																
Acenaphthene	0.20		ug/L	U	YES																
Acenaphthylene	0.20		ug/L	U	YES																
Anthracene	0.20		ug/L	U	YES																
Benzo(a)anthracene	0.20		ug/L	U	YES																
Benzo(a)pyrene	0.20		ug/L	U	YES																
Benzo(b)fluoranthene	0.20		ug/L	U	YES																
BENZO(G,H,I)PERYLENE	0.20		ug/L	U	YES																
Benzo(k)fluoranthene	0.20		ug/L	U	YES																
Benzoic acid	10		ug/L	U	YES	R				R											Pj-,J-
Benzyl alcohol	5.0		ug/L	U	YES																
bis(2-Chloroethoxy)methane	1.0		ug/L	U	YES																
bis(2-Chloroethyl) ether	1.0		ug/L	U	YES																
bis(2-Ethylhexyl) phthalate	10		ug/L	U	YES																
Butylbenzyl Phthalate	1.0		ug/L	U	YES																
Carbazole	1.0		ug/L	U	YES																
Chrysene	0.20		ug/L	U	YES																
dibenzo(a,h)anthracene	0.20		ug/L	U	YES																
Dibenzofuran	1.0		ug/L	U	YES																
Diethyl phthalate	1.0		ug/L	U	YES																
Dimethyl phthalate	1.0		ug/L	U	YES																
Di-n-butyl phthalate	1.0		ug/L	U	YES																
Di-n-octyl phthalate	1.0		ug/L	U	YES																
Fluoranthene	0.20		ug/L	U	YES																
Fluorene	0.20		ug/L	U	YES																
Hexachlorobenzene	0.20		ug/L	U	YES																

* Overall result qualifier reflects summation of qualifiers added during automated data review and any qualifiers added manually for categories not assessed by automated data review

Sample Qualification Report with Reason Codes (All Results sorted by Client Sample ID)

Client Sample ID : FWGBKGmw-020C-0521-GW **Lab Report Batch :** A7J110400 **Lab ID :** STLCAN

Sample Date : 10/11/2007 **Analysis Type: RES** **Sample Matrix :** AQ

Lab Sample ID: A7J110400023

Reviewed By / Date : 12/17/07 **Approved By / Date :** 12/17/07

Analyte Name	Result	Uncertainty / Error	Result Units	Lab Qual	Rep Res	Overall Qual*	Temp	HT	MB	LCS	MS	Lab Dup	Surr	Rep Limit	Moist Tot/Dis	Field QC	Tune	IC	ICV	CV / CCV	Reason Codes
Analysis Method : 8270C						**Dilution: 1**															
Hexachlorobutadiene	1.0		ug/L	U	YES																
Hexachlorocyclopentadiene	10		ug/L	U	YES	R				R											J-
Hexachloroethane	1.0		ug/L	U	YES																
Indeno(1,2,3-cd)pyrene	0.20		ug/L	U	YES																
Isophorone	1.0		ug/L	U	YES																
Naphthalene	0.20		ug/L	U	YES																
Nitrobenzene	1.0		ug/L	U	YES																
N-nitroso-di-n-propylamine	1.0		ug/L	U	YES																
N-Nitrosodiphenylamine	1.0		ug/L	U	YES																
Pentachlorophenol	5.0		ug/L	U	YES																
Phenanthrene	0.20		ug/L	U	YES																
Phenol	1.0		ug/L	U	YES																
Pyrene	0.20		ug/L	U	YES																
Analysis Method : 8330						**Dilution: 1**															
1,3,5-Trinitrobenzene	0.10		ug/L	U	YES																
1,3-Dinitrobenzene	0.10		ug/L	U	YES																
2,4,6-TNT	0.10		ug/L	U	YES																
2,4-Dinitrotoluene	0.10		ug/L	U	YES																
2,6-Dinitrotoluene	0.10		ug/L	U	YES																
2-Amino-4,6-dinitrotoluene	0.10		ug/L	U	YES																
2-Nitrotoluene	0.50		ug/L	U	YES																
3-Nitrotoluene	0.50		ug/L	U	YES																
4-Amino-2,6-Dinitrotoluene	0.10		ug/L	U	YES																
4-Nitrotoluene	0.50		ug/L	U	YES																
HMX	0.10		ug/L	U	YES																
Nitrobenzene	0.071		ug/L	J	YES	J								J							L
NITROGLYCERINE	0.65		ug/L	U	YES																
Pentaerythritol Tetranitrate (PETN)	0.65		ug/L	U	YES																
RDX	0.10		ug/L	U	YES																
TETRYL	0.10		ug/L	U	YES																
Analysis Method : 9012A						**Dilution: 1**															
Cyanide	0.010		mg/L	U	YES	UJ					UJ										H-

* Overall result qualifier reflects summation of qualifiers added during automated data review and any qualifiers added manually for categories not assessed by automated data review

Sample Qualification Report with Reason Codes (All Results sorted by Client Sample ID)

Client Sample ID : FWGBKGmw-020C-0521-GW **Lab Report Batch :** A7J110400 **Lab ID :** STLCAN

Sample Date : 10/11/2007 **Analysis Type: RES** **Sample Matrix :** AQ

Lab Sample ID: A7J110400023

Reviewed By / Date : 12/17/07 **Approved By / Date :** 12/17/07

Analyte Name	Result	Uncertainty / Error	Result Units	Lab Qual	Rep Res	Overall Qual*	Temp	HT	MB	LCS	MS	Lab Dup	Surr	Rep Limit	Moist Tot/Dis	Field QC	Tune	IC	ICV	CV / CCV	Reason Codes
Analysis Method : SW8330 Modified						**Dilution: 1**															
Nitroguanidine	20		ug/L	U	YES	UJ		UJ													D-

* Overall result qualifier reflects summation of qualifiers added during automated data review and any qualifiers added manually for categories not assessed by automated data review

Sample Qualification Report with Reason Codes (All Results sorted by Client Sample ID)

Client Sample ID : FWGBKGmw-021C-0522-GF
Lab Report Batch : A7J110400
Lab ID : STLCAN
Sample Date : 10/11/2007
Analysis Type: RES
Sample Matrix : AQ
Lab Sample ID: A7J110400009

Reviewed By / Date : 12/17/07
Approved By / Date : 12/17/07

Analyte Name	Result	Uncertainty / Error	Result Units	Lab Qual	Rep Res	Overall Qual*	Temp	HT	MB	LCS	MS	Lab Dup	Surr	Rep Limit	Moist Tot/Dis	Field QC	Tune	IC	ICV	CV / CCV	Reason Codes
Analysis Method : 6860						**Dilution: 1**															
Perchlorate	0.078		ug/L	J	YES	J								J					J		L, U

* Overall result qualifier reflects summation of qualifiers added during automated data review and any qualifiers added manually for categories not assessed by automated data review

Sample Qualification Report with Reason Codes (All Results sorted by Client Sample ID)

Client Sample ID : FWGBKGmw-021C-0522-GF **Lab Report Batch :** A7J110400 **Lab ID :** STLCAN

Sample Date : 10/11/2007 **Analysis Type: RES/TOT** **Sample Matrix :** AQ

Lab Sample ID: A7J110400009

Reviewed By / Date : 12/17/07 **Approved By / Date :** 12/19/07

Analyte Name	Result	Uncertainty / Error	Result Units	Lab Qual	Rep Res	Overall Qual*	Temp	HT	MB	LCS	MS	Lab Dup	Surr	Rep Limit	Moist Tot/Dis	Field QC	Tune	IC	ICV	CV / CCV	Reason Codes
Analysis Method : 6010B						**Dilution: 1**															
Arsenic	5.0		ug/L	U	YES																
Barium	43.4		ug/L		YES																
Calcium	79900		ug/L		YES																
Chromium	5.0		ug/L	U	YES																
Cobalt	5.0		ug/L	U	YES																
Copper	5.0		ug/L	U	YES																
Lead	3.0		ug/L	U	YES																
Magnesium	45300		ug/L		YES																
Manganese	0.64		ug/L	B J	YES	J						J		J							L
Nickel	10.0		ug/L	U	YES																
Potassium	1420		ug/L	J	YES																
Selenium	5.0		ug/L	U	YES																
Silver	5.0		ug/L	U	YES	R															Pj-
Sodium	9400		ug/L		YES																
Vanadium	10.0		ug/L	U	YES																
Analysis Method : 6020						**Dilution: 1**															
Aluminum	50.0		ug/L	U	YES																
Antimony	2.0		ug/L	U	YES																
Beryllium	1.0		ug/L	U	YES																
Cadmium	0.50		ug/L	U	YES																
Iron	204		ug/L		YES	J						J									Z
Thallium	1.0		ug/L	U	YES																
Zinc	10.7		ug/L	J	YES																
Analysis Method : 7470A						**Dilution: 1**															
Mercury	0.20		ug/L	U	YES																

* Overall result qualifier reflects summation of qualifiers added during automated data review and any qualifiers added manually for categories not assessed by automated data review

Sample Qualification Report with Reason Codes (All Results sorted by Client Sample ID)

Client Sample ID : FWGBKGmw-021C-0522-GW **Lab Report Batch :** A7J110400 **Lab ID :** STLCAN

Sample Date : 10/11/2007 **Analysis Type: DL** **Sample Matrix :** AQ

Lab Sample ID: A7J110400008

Reviewed By / Date : Angie Dragotta **Approved By / Date :** Heather Reddy 12/17/07

Analyte Name	Result	Uncertainty / Error	Result Units	Lab Qual	Rep Res	Overall Qual*	Temp	HT	MB	LCS	MS	Lab Dup	Surr	Rep Limit	Moist Tot/Dis	Field QC	Tune	IC	ICV	CV / CCV	Reason Codes
Analysis Method : 8330						**Dilution: 1.05**															
1,3,5-Trinitrobenzene	0.10		ug/L	U	YES																
1,3-Dinitrobenzene	0.10		ug/L	U	YES																
2,4,6-TNT	0.10		ug/L	U	YES																
2,4-Dinitrotoluene	0.10		ug/L	U	YES																
2,6-Dinitrotoluene	0.10		ug/L	U	YES																
2-Amino-4,6-dinitrotoluene	0.10		ug/L	U	YES																
2-Nitrotoluene	0.52		ug/L	U	YES																
3-Nitrotoluene	0.52		ug/L	U	YES																
4-Amino-2,6-Dinitrotoluene	0.10		ug/L	U	YES																
4-Nitrotoluene	0.52		ug/L	U	YES																
HMX	0.10		ug/L	U	YES																
Nitrobenzene	0.10		ug/L	U	YES																
NITROGLYCERINE	0.68		ug/L	U	YES																
Pentaerythritol Tetranitrate (PETN)	0.68		ug/L	U	YES																
RDX	0.10		ug/L	U	YES																
TETRYL	0.10		ug/L	U	YES																

* Overall result qualifier reflects summation of qualifiers added during automated data review and any qualifiers added manually for categories not assessed by automated data review

Sample Qualification Report with Reason Codes (All Results sorted by Client Sample ID)

Client Sample ID : FWGBKGmw-021C-0522-GW **Lab Report Batch :** A7J110400 **Lab ID :** STLCAN

Sample Date : 10/11/2007 **Analysis Type: RES** **Sample Matrix :** AQ

Lab Sample ID: A7J110400008

Reviewed By / Date : 12/17/07 **Approved By / Date :** 12/17/07

Analyte Name	Result	Uncertainty / Error	Result Units	Lab Qual	Rep Res	Overall Qual*	Temp	HT	MB	LCS	MS	Lab Dup	Surr	Rep Limit	Moist Tot/Dis	Field QC	Tune	IC	ICV	CV / CCV	Reason Codes
Analysis Method : 353.2 Modified						**Dilution: 1**															
Nitrocellulose	0.50		mg/L	U	YES	UJ					UJ										Pj-
Analysis Method : 8081A						**Dilution: 1**															
4,4'-DDD	0.030		ug/L	U	YES	UJ							UJ								Pj-,G-
4,4'-DDE	0.030		ug/L	U	YES	UJ							UJ								G-
4,4'-DDT	0.030		ug/L	U	YES	UJ							UJ								G-
Aldrin	0.030		ug/L	U	YES	UJ							UJ								G-
alpha-BHC	0.030		ug/L	U	YES	UJ							UJ								G-
alpha-Chordane	0.030		ug/L	U	YES	UJ							UJ								G-
beta-BHC	0.030		ug/L	U	YES	UJ							UJ								G-
delta-BHC	0.030		ug/L	U	YES	UJ							UJ								G-
Dieldrin	0.030		ug/L	U	YES	UJ							UJ								G-
Endosulfan I	0.025		ug/L	U	YES	UJ				UJ			UJ								G-,J-
Endosulfan II	0.025		ug/L	U	YES	UJ							UJ								G-
Endosulfan sulfate	0.030		ug/L	U	YES	UJ							UJ								G-
Endrin	0.030		ug/L	U	YES	UJ							UJ								G-
Endrin aldehyde	0.030		ug/L	U	YES	UJ							UJ								G-
Endrin ketone	0.030		ug/L	U	YES	UJ							UJ								G-
gamma-BHC	0.030		ug/L	U	YES	UJ							UJ								G-
gamma-Chlordane	0.030		ug/L	U	YES	UJ							UJ								G-
Heptachlor	0.030		ug/L	U	YES	UJ							UJ								G-
Heptachlor epoxide	0.030		ug/L	U	YES	UJ							UJ								G-
Methoxychlor	0.10		ug/L	U	YES	UJ							UJ								G-
Toxaphene	2.0		ug/L	U	YES	UJ							UJ								G-
Analysis Method : 8082						**Dilution: 1**															
Aroclor 1016	0.50		ug/L	U	YES	UJ							UJ								G-
Aroclor 1221	0.50		ug/L	U	YES	UJ							UJ								G-
Aroclor 1232	0.50		ug/L	U	YES	UJ							UJ								G-
Aroclor 1242	0.50		ug/L	U	YES	UJ							UJ								G-
Aroclor 1248	0.50		ug/L	U	YES	UJ							UJ								G-
Aroclor 1254	0.50		ug/L	U	YES	UJ							UJ								G-
Aroclor 1260	0.50		ug/L	U	YES	UJ							UJ								G-
Analysis Method : 8260B						**Dilution: 1**															

* Overall result qualifier reflects summation of qualifiers added during automated data review and any qualifiers added manually for categories not assessed by automated data review

Sample Qualification Report with Reason Codes (All Results sorted by Client Sample ID)

Client Sample ID : FWGBKGmw-021C-0522-GW **Lab Report Batch :** A7J110400 **Lab ID :** STLCAN

Sample Date : 10/11/2007 **Analysis Type: RES** **Sample Matrix :** AQ

Lab Sample ID: A7J110400008

Reviewed By / Date : Angie Dragotta 12/17/07 **Approved By / Date :** Heather Neddeau 12/17/07

Analyte Name	Result	Uncertainty / Error	Result Units	Lab Qual	Rep Res	Overall Qual*	Temp	HT	MB	LCS	MS	Lab Dup	Surr	Rep Limit	Moist Tot/Dis	Field QC	Tune	IC	ICV	CV / CCV	Reason Codes
Analysis Method : 8260B						**Dilution: 1**															
1,1,1-Trichloroethane	1.0		ug/L	U	YES																
1,1,2,2-Tetrachloroethane	1.0		ug/L	U	YES																
1,1,2-Trichloroethane	1.0		ug/L	U	YES																
1,1-Dichloroethane	1.0		ug/L	U	YES																
1,1-Dichloroethene	1.0		ug/L	U	YES																
1,2-Dibromoethane	1.0		ug/L	U	YES																
1,2-Dichloroethane	1.0		ug/L	U	YES																
1,2-Dichloroethene (total)	1.0		ug/L	U	YES																
1,2-Dichloropropane	1.0		ug/L	U	YES																
2-Butanone	10		ug/L	U	YES																
2-Hexanone	10		ug/L	U	YES																
4-Methyl-2-pentanone	10		ug/L	U	YES																
Acetone	10		ug/L	U	YES	~~None~~															
Benzene	1.0		ug/L	U	YES																
Bromochloromethane	1.0		ug/L	U	YES																
Bromodichloromethane	1.0		ug/L	U	YES																
Bromoform	1.0		ug/L	U	YES																
Bromomethane	1.0		ug/L	U	YES																
Carbon disulfide	1.0		ug/L	U	YES																
Carbon tetrachloride	1.0		ug/L	U	YES																
Chlorobenzene	1.0		ug/L	U	YES																
Chloroethane	1.0		ug/L	U	YES																
Chloroform	1.0		ug/L	U	YES																
Chloromethane	1.0		ug/L	U	YES																
cis-1,2-Dichloroethene	1.0		ug/L	U	YES																
cis-1,3-Dichloropropene	1.0		ug/L	U	YES																
Dibromochloromethane	1.0		ug/L	U	YES																
Ethylbenzene	1.0		ug/L	U	YES																
M&P-XYLENES	2.0		ug/L	U	YES																
Methylene chloride	2.0		ug/L	U	YES																
o-Xylene	1.0		ug/L	U	YES																

* Overall result qualifier reflects summation of qualifiers added during automated data review and any qualifiers added manually for categories not assessed by automated data review

Sample Qualification Report with Reason Codes (All Results sorted by Client Sample ID)

Client Sample ID : FWGBKGmw-021C-0522-GW **Lab Report Batch :** A7J110400 **Lab ID :** STLCAN

Sample Date : 10/11/2007 **Analysis Type: RES** **Sample Matrix :** AQ

Lab Sample ID: A7J110400008

Reviewed By / Date : 12/17/07 **Approved By / Date :** 12/17/07

Analyte Name	Result	Uncertainty / Error	Result Units	Lab Qual	Rep Res	Overall Qual*	Temp	HT	MB	LCS	MS	Lab Dup	Surr	Rep Limit	Moist Tot/Dis	Field QC	Tune	IC	ICV	CV / CCV	Reason Codes
Analysis Method : 8260B						**Dilution: 1**															
Styrene	1.0		ug/L	U	YES																
Tetrachloroethene	1.0		ug/L	U	YES																
Toluene	1.0		ug/L	U	YES																
TOTAL XYLENES	2.0		ug/L	U	YES																
trans-1,2-Dichloroethene	1.0		ug/L	U	YES																
trans-1,3-Dichloropropene	1.0		ug/L	U	YES																
Trichloroethene	1.0		ug/L	U	YES																
Vinyl chloride	1.0		ug/L	U	YES																
Analysis Method : 8270C						**Dilution: 1**															
1,2,4-Trichlorobenzene	1.0		ug/L	U	YES																
1,2-Dichlorobenzene	1.0		ug/L	U	YES																
1,3-Dichlorobenzene	1.0		ug/L	U	YES																
1,4-Dichlorobenzene	1.0		ug/L	U	YES																
2,2-OXYBIS (1-CHLOROPROPANE)	1.0		ug/L	U	YES																
2,4,5-Trichlorophenol	5.0		ug/L	U	YES																
2,4,6-Trichlorophenol	5.0		ug/L	U	YES																
2,4-Dichlorophenol	2.0		ug/L	U	YES																
2,4-Dimethylphenol	2.0		ug/L	U	YES																
2,4-Dinitrophenol	5.0		ug/L	U	YES	UJ															Pj-
2,4-Dinitrotoluene	5.0		ug/L	U	YES																
2,6-Dinitrotoluene	5.0		ug/L	U	YES																
2-Chloronaphthalene	1.0		ug/L	U	YES																
2-Chlorophenol	1.0		ug/L	U	YES																
2-Methylnaphthalene	0.20		ug/L	U	YES																
2-Methylphenol	1.0		ug/L	U	YES																
2-Nitroaniline	2.0		ug/L	U	YES																
2-Nitrophenol	2.0		ug/L	U	YES																
3,3'-Dichlorobenzidine	5.0		ug/L	U	YES																
3-Nitroaniline	2.0		ug/L	U	YES																
4,6-Dinitro-2-methylphenol	5.0		ug/L	U	YES																
4-Bromophenyl phenyl ether	2.0		ug/L	U	YES																

* Overall result qualifier reflects summation of qualifiers added during automated data review and any qualifiers added manually for categories not assessed by automated data review

Sample Qualification Report with Reason Codes (All Results sorted by Client Sample ID)

Client Sample ID : FWGBKGmw-021C-0522-GW **Lab Report Batch :** A7J110400 **Lab ID :** STLCAN

Sample Date : 10/11/2007 **Analysis Type: RES** **Sample Matrix :** AQ

Lab Sample ID: A7J110400008

Reviewed By / Date : 12/17/07 **Approved By / Date :** 12/17/07

Analyte Name	Result	Uncertainty / Error	Result Units	Lab Qual	Rep Res	Overall Qual*	Temp	HT	MB	LCS	MS	Lab Dup	Surr	Rep Limit	Moist Tot/Dis	Field QC	Tune	IC	ICV	CV / CCV	Reason Codes
Analysis Method : 8270C						**Dilution: 1**															
4-Chloro-3-methylphenol	2.0		ug/L	U	YES																
4-Chloroaniline	2.0		ug/L	U	YES																
4-Chlorophenyl phenyl ether	2.0		ug/L	U	YES																
4-Methylphenol	1.0		ug/L	U	YES																
4-Nitroanaline	2.0		ug/L	U	YES																
4-Nitrophenol	5.0		ug/L	U	YES																
Acenaphthene	0.20		ug/L	U	YES																
Acenaphthylene	0.20		ug/L	U	YES																
Anthracene	0.20		ug/L	U	YES																
Benzo(a)anthracene	0.20		ug/L	U	YES																
Benzo(a)pyrene	0.20		ug/L	U	YES																
Benzo(b)fluoranthene	0.20		ug/L	U	YES																
BENZO(G,H,I)PERYLENE	0.20		ug/L	U	YES																
Benzo(k)fluoranthene	0.20		ug/L	U	YES																
Benzoic acid	10		ug/L	U	YES	R				R											Pj-,J-
Benzyl alcohol	5.0		ug/L	U	YES																
bis(2-Chloroethoxy)methane	1.0		ug/L	U	YES																
bis(2-Chloroethyl) ether	1.0		ug/L	U	YES																
bis(2-Ethylhexyl) phthalate	0.89		ug/L	J B	YES	J								J							L
Butylbenzyl Phthalate	1.0		ug/L	U	YES																
Carbazole	1.0		ug/L	U	YES																
Chrysene	0.20		ug/L	U	YES																
dibenzo(a,h)anthracene	0.20		ug/L	U	YES																
Dibenzofuran	1.0		ug/L	U	YES																
Diethyl phthalate	1.0		ug/L	U	YES																
Dimethyl phthalate	1.0		ug/L	U	YES																
Di-n-butyl phthalate	1.0		ug/L	U	YES																
Di-n-octyl phthalate	1.0		ug/L	U	YES																
Fluoranthene	0.20		ug/L	U	YES																
Fluorene	0.20		ug/L	U	YES																
Hexachlorobenzene	0.20		ug/L	U	YES																

* Overall result qualifier reflects summation of qualifiers added during automated data review and any qualifiers added manually for categories not assessed by automated data review

Sample Qualification Report with Reason Codes (All Results sorted by Client Sample ID)

Client Sample ID : FWGBKGmw-021C-0522-GW **Lab Report Batch :** A7J110400 **Lab ID :** STLCAN

Sample Date : 10/11/2007 **Analysis Type: RES** **Sample Matrix :** AQ

Lab Sample ID: A7J110400008

Reviewed By / Date : Angie Diaffa 12/17/07 **Approved By / Date :** Heather McCoy 12/17/07

Analyte Name	Result	Uncertainty / Error	Result Units	Lab Qual	Rep Res	Overall Qual*	Temp	HT	MB	LCS	MS	Lab Dup	Surr	Rep Limit	Moist Tot/Dis	Field QC	Tune	IC	ICV	CV / CCV	Reason Codes
Analysis Method : 8270C						**Dilution: 1**															
Hexachlorobutadiene	1.0		ug/L	U	YES																
Hexachlorocyclopentadiene	10		ug/L	U	YES	R				R											J-
Hexachloroethane	1.0		ug/L	U	YES																
Indeno(1,2,3-cd)pyrene	0.20		ug/L	U	YES																
Isophorone	1.0		ug/L	U	YES																
Naphthalene	0.20		ug/L	U	YES																
Nitrobenzene	1.0		ug/L	U	YES																
N-nitroso-di-n-propylamine	1.0		ug/L	U	YES																
N-Nitrosodiphenylamine	1.0		ug/L	U	YES																
Pentachlorophenol	5.0		ug/L	U	YES																
Phenanthrene	0.20		ug/L	U	YES																
Phenol	1.0		ug/L	U	YES																
Pyrene	0.20		ug/L	U	YES																
Analysis Method : 9012A						**Dilution: 1**															
Cyanide	0.010		mg/L	U	YES	UJ					UJ										H-
Analysis Method : SW8330 Modified						**Dilution: 1**															
Nitroguanidine	20		ug/L	U	YES	UJ		UJ													D-

* Overall result qualifier reflects summation of qualifiers added during automated data review and any qualifiers added manually for categories not assessed by automated data review

Sample Qualification Report with Reason Codes (All Results sorted by Client Sample ID)

Client Sample ID : FWGBKGmw-DUP5-0555-GF **Lab Report Batch :** A7J110400 **Lab ID :** STLCAN

Sample Date : 10/11/2007 **Analysis Type: RES** **Sample Matrix :** AQ

Lab Sample ID: A7J110400013

Reviewed By / Date : 12/17/07 **Approved By / Date :** 12/17/07

Analyte Name	Result	Uncertainty / Error	Result Units	Lab Qual	Rep Res	Overall Qual*	Temp	HT	MB	LCS	MS	Lab Dup	Surr	Rep Limit	Moist Tot/Dis	Field QC	Tune	IC	ICV	CV / CCV	Reason Codes
Analysis Method : 6860						**Dilution: 1**															
Perchlorate	0.023		ug/L	J	YES	J								J					J		L, U

* Overall result qualifier reflects summation of qualifiers added during automated data review and any qualifiers added manually for categories not assessed by automated data review

Sample Qualification Report with Reason Codes (All Results sorted by Client Sample ID)

Client Sample ID : FWGBKGmw-DUP5-0555-GF **Lab Report Batch :** A7J110400 **Lab ID :** STLCAN

Sample Date : 10/11/2007 **Analysis Type: RES/TOT** **Sample Matrix :** AQ

Lab Sample ID: A7J110400013

Reviewed By / Date : 12/17/07 **Approved By / Date :** 12/17/07

Analyte Name	Result	Uncertainty / Error	Result Units	Lab Qual	Rep Res	Overall Qual*	Temp	HT	MB	LCS	MS	Lab Dup	Surr	Rep Limit	Moist Tot/Dis	Field QC	Tune	IC	ICV	CV / CCV	Reason Codes
Analysis Method : 6010B						**Dilution: 1**															
Arsenic	5.0		ug/L	U	YES																
Barium	19.4		ug/L		YES																
Calcium	54800		ug/L		YES																
Chromium	5.0		ug/L	U	YES																
Cobalt	5.0		ug/L	U	YES																
Copper	5.0		ug/L	U	YES																
Lead	3.0		ug/L	U	YES																
Magnesium	6390		ug/L		YES																
Manganese	16.8		ug/L	J	YES	J						J									Z
Nickel	10.0		ug/L	U	YES																
Potassium	1060		ug/L	J	YES																
Selenium	5.0		ug/L	U	YES																
Silver	5.0		ug/L	U	YES	R															Pj-
Sodium	2220		ug/L		YES																
Vanadium	10.0		ug/L	U	YES																
Analysis Method : 6020						**Dilution: 1**															
Aluminum	50.0		ug/L	U	YES																
Antimony	2.0		ug/L	U	YES																
Beryllium	1.0		ug/L	U	YES																
Cadmium	0.50		ug/L	U	YES																
Iron	150		ug/L		YES	J						J									Z
Thallium	1.0		ug/L	U	YES																
Zinc	2.7		ug/L	B J	YES	J								J							L
Analysis Method : 7470A						**Dilution: 1**															
Mercury	0.20		ug/L	U	YES																

* Overall result qualifier reflects summation of qualifiers added during automated data review and any qualifiers added manually for categories not assessed by automated data review

Sample Qualification Report with Reason Codes (All Results sorted by Client Sample ID)

Client Sample ID : FWGBKGmw-DUP5-0555-GW **Lab Report Batch :** A7J110400 **Lab ID :** STLCAN

Sample Date : 10/11/2007 **Analysis Type: DL** **Sample Matrix :** AQ

Lab Sample ID: A7J110400012

Reviewed By / Date : Angie Dragotta 12/17/07 **Approved By / Date :** Heather Neeley 12/17/07

Analyte Name	Result	Uncertainty / Error	Result Units	Lab Qual	Rep Res	Overall Qual*	Temp	HT	MB	LCS	MS	Lab Dup	Surr	Rep Limit	Moist Tot/Dis	Field QC	Tune	IC	ICV	CV / CCV	Reason Codes
Analysis Method : 8330						**Dilution: 0.97**															
1,3,5-Trinitrobenzene	0.097		ug/L	U	YES																
1,3-Dinitrobenzene	0.097		ug/L	U	YES																
2,4,6-TNT	0.097		ug/L	U	YES																
2,4-Dinitrotoluene	0.097		ug/L	U	YES																
2,6-Dinitrotoluene	0.097		ug/L	U	YES																
2-Amino-4,6-dinitrotoluene	0.097		ug/L	U	YES																
2-Nitrotoluene	0.48		ug/L	U	YES																
3-Nitrotoluene	0.48		ug/L	U	YES																
4-Amino-2,6-Dinitrotoluene	0.097		ug/L	U	YES																
4-Nitrotoluene	0.48		ug/L	U	YES																
HMX	0.097		ug/L	U	YES																
Nitrobenzene	0.097		ug/L	U	YES																
NITROGLYCERINE	0.63		ug/L	U	YES																
Pentaerythritol Tetranitrate (PETN)	0.63		ug/L	U	YES																
RDX	0.097		ug/L	U	YES																
TETRYL	0.097		ug/L	U	YES																

* Overall result qualifier reflects summation of qualifiers added during automated data review and any qualifiers added manually for categories not assessed by automated data review

Sample Qualification Report with Reason Codes (All Results sorted by Client Sample ID)

Client Sample ID : FWGBKGmw-DUP5-0555-GW **Lab Report Batch :** A7J110400 **Lab ID :** STLCAN

Sample Date : 10/11/2007 **Analysis Type: RES** **Sample Matrix :** AQ

Lab Sample ID: A7J110400012

Reviewed By / Date : 12/17/07 **Approved By / Date :** 12/17/07

Analyte Name	Result	Uncertainty / Error	Result Units	Lab Qual	Rep Res	Overall Qual*	Temp	HT	MB	LCS	MS	Lab Dup	Surr	Rep Limit	Moist Tot/Dis	Field QC	Tune	IC	ICV	CV / CCV	Reason Codes
Analysis Method : 353.2 Modified						**Dilution: 1**															
Nitrocellulose	0.13		mg/L	B	YES	J					J			J							L
Analysis Method : 8081A						**Dilution: 1**															
4,4'-DDD	0.030		ug/L	U	YES	UJ															Pj-
4,4'-DDE	0.030		ug/L	U	YES																
4,4'-DDT	0.030		ug/L	U	YES																
Aldrin	0.030		ug/L	U	YES																
alpha-BHC	0.030		ug/L	U	YES																
alpha-Chordane	0.030		ug/L	U	YES																
beta-BHC	0.030		ug/L	U	YES																
delta-BHC	0.030		ug/L	U	YES																
Dieldrin	0.030		ug/L	U	YES																
Endosulfan I	0.025		ug/L	U	YES	UJ				UJ											K,J-
Endosulfan II	0.025		ug/L	U	YES																
Endosulfan sulfate	0.030		ug/L	U	YES																
Endrin	0.030		ug/L	U	YES																
Endrin aldehyde	0.030		ug/L	U	YES																
Endrin ketone	0.030		ug/L	U	YES																
gamma-BHC	0.030		ug/L	U	YES																
gamma-Chlordane	0.030		ug/L	U	YES																
Heptachlor	0.030		ug/L	U	YES																
Heptachlor epoxide	0.030		ug/L	U	YES																
Methoxychlor	0.10		ug/L	U	YES																
Toxaphene	2.0		ug/L	U	YES																
Analysis Method : 8082						**Dilution: 1**															
Aroclor 1016	0.50		ug/L	U	YES																
Aroclor 1221	0.50		ug/L	U	YES																
Aroclor 1232	0.50		ug/L	U	YES																
Aroclor 1242	0.50		ug/L	U	YES																
Aroclor 1248	0.50		ug/L	U	YES																
Aroclor 1254	0.50		ug/L	U	YES																
Aroclor 1260	0.50		ug/L	U	YES																
Analysis Method : 8260B						**Dilution: 1**															

* Overall result qualifier reflects summation of qualifiers added during automated data review and any qualifiers added manually for categories not assessed by automated data review

Sample Qualification Report with Reason Codes (All Results sorted by Client Sample ID)

Client Sample ID : FWGBKGmw-DUP5-0555-GW **Lab Report Batch :** A7J110400 **Lab ID :** STLCAN

Sample Date : 10/11/2007 **Analysis Type: RES** **Sample Matrix :** AQ

Lab Sample ID: A7J110400012

Reviewed By / Date : Angie Dragstan 12/17/07 **Approved By / Date :** Heather Medley 12/17/07

Analyte Name	Result	Uncertainty / Error	Result Units	Lab Qual	Rep Res	Overall Qual*	Temp	HT	MB	LCS	MS	Lab Dup	Surr	Rep Limit	Moist Tot/Dis	Field QC	Tune	IC	ICV	CV / CCV	Reason Codes
Analysis Method : 8260B						**Dilution: 1**															
1,1,1-Trichloroethane	1.0		ug/L	U	YES																
1,1,2,2-Tetrachloroethane	1.0		ug/L	U	YES																
1,1,2-Trichloroethane	1.0		ug/L	U	YES																
1,1-Dichloroethane	1.0		ug/L	U	YES																
1,1-Dichloroethene	1.0		ug/L	U	YES																
1,2-Dibromoethane	1.0		ug/L	U	YES																
1,2-Dichloroethane	1.0		ug/L	U	YES																
1,2-Dichloroethene (total)	1.0		ug/L	U	YES																
1,2-Dichloropropane	1.0		ug/L	U	YES																
2-Butanone	10		ug/L	U	YES																
2-Hexanone	10		ug/L	U	YES																
4-Methyl-2-pentanone	10		ug/L	U	YES																
Acetone	10		ug/L	U	YES	None															
Benzene	1.0		ug/L	U	YES																
Bromochloromethane	1.0		ug/L	U	YES																
Bromodichloromethane	1.0		ug/L	U	YES																
Bromoform	1.0		ug/L	U	YES																
Bromomethane	1.0		ug/L	U	YES																
Carbon disulfide	1.0		ug/L	U	YES																
Carbon tetrachloride	1.0		ug/L	U	YES																
Chlorobenzene	1.0		ug/L	U	YES																
Chloroethane	1.0		ug/L	U	YES																
Chloroform	1.0		ug/L	U	YES																
Chloromethane	1.0		ug/L	U	YES																
cis-1,2-Dichloroethene	1.0		ug/L	U	YES																
cis-1,3-Dichloropropene	1.0		ug/L	U	YES																
Dibromochloromethane	1.0		ug/L	U	YES																
Ethylbenzene	1.0		ug/L	U	YES																
M&P-XYLENES	2.0		ug/L	U	YES																
Methylene chloride	2.0		ug/L	U	YES																
o-Xylene	1.0		ug/L	U	YES																

* Overall result qualifier reflects summation of qualifiers added during automated data review and any qualifiers added manually for categories not assessed by automated data review

Sample Qualification Report with Reason Codes (All Results sorted by Client Sample ID)

Client Sample ID : FWGBKGmw-DUP5-0555-GW **Lab Report Batch :** A7J110400 **Lab ID :** STLCAN

Sample Date : 10/11/2007 **Analysis Type: RES** **Sample Matrix :** AQ

Lab Sample ID: A7J110400012

Reviewed By / Date : Angye Dragtta 12/17/07 **Approved By / Date :** Heather McCloy 12/17/07

Analyte Name	Result	Uncertainty / Error	Result Units	Lab Qual	Rep Res	Overall Qual*	Temp	HT	MB	LCS	MS	Lab Dup	Surr	Rep Limit	Moist Tot/Dis	Field QC	Tune	IC	ICV	CV / CCV	Reason Codes
Analysis Method : 8260B						**Dilution: 1**															
Styrene	1.0		ug/L	U	YES																
Tetrachloroethene	1.0		ug/L	U	YES																
Toluene	1.0		ug/L	U	YES																
TOTAL XYLENES	2.0		ug/L	U	YES																
trans-1,2-Dichloroethene	1.0		ug/L	U	YES																
trans-1,3-Dichloropropene	1.0		ug/L	U	YES																
Trichloroethene	1.0		ug/L	U	YES																
Vinyl chloride	1.0		ug/L	U	YES																
Analysis Method : 8270C						**Dilution: 1**															
1,2,4-Trichlorobenzene	1.0		ug/L	U	YES																
1,2-Dichlorobenzene	1.0		ug/L	U	YES																
1,3-Dichlorobenzene	1.0		ug/L	U	YES																
1,4-Dichlorobenzene	1.0		ug/L	U	YES																
2,2-OXYBIS (1-CHLOROPROPANE)	1.0		ug/L	U	YES																
2,4,5-Trichlorophenol	5.0		ug/L	U	YES																
2,4,6-Trichlorophenol	5.0		ug/L	U	YES																
2,4-Dichlorophenol	2.0		ug/L	U	YES																
2,4-Dimethylphenol	2.0		ug/L	U	YES																
2,4-Dinitrophenol	5.0		ug/L	U	YES	UJ															Pj-
2,4-Dinitrotoluene	5.0		ug/L	U	YES																
2,6-Dinitrotoluene	5.0		ug/L	U	YES																
2-Chloronaphthalene	1.0		ug/L	U	YES																
2-Chlorophenol	1.0		ug/L	U	YES																
2-Methylnaphthalene	0.20		ug/L	U	YES																
2-Methylphenol	1.0		ug/L	U	YES																
2-Nitroaniline	2.0		ug/L	U	YES																
2-Nitrophenol	2.0		ug/L	U	YES																
3,3'-Dichlorobenzidine	5.0		ug/L	U	YES																
3-Nitroaniline	2.0		ug/L	U	YES																
4,6-Dinitro-2-methylphenol	5.0		ug/L	U	YES																
4-Bromophenyl phenyl ether	2.0		ug/L	U	YES																

* Overall result qualifier reflects summation of qualifiers added during automated data review and any qualifiers added manually for categories not assessed by automated data review

Sample Qualification Report with Reason Codes (All Results sorted by Client Sample ID)

Client Sample ID : FWGBKGmw-DUP5-0555-GW **Lab Report Batch :** A7J110400 **Lab ID :** STLCAN

Sample Date : 10/11/2007 **Analysis Type: RES** **Sample Matrix :** AQ

Lab Sample ID: A7J110400012

Reviewed By / Date : 12/17/07 **Approved By / Date :** 12/17/07

Analyte Name	Result	Uncertainty / Error	Result Units	Lab Qual	Rep Res	Overall Qual*	Temp	HT	MB	LCS	MS	Lab Dup	Surr	Rep Limit	Moist Tot/Dis	Field QC	Tune	IC	ICV	CV / CCV	Reason Codes
Analysis Method : 8270C						**Dilution: 1**															
4-Chloro-3-methylphenol	2.0		ug/L	U	YES																
4-Chloroaniline	2.0		ug/L	U	YES																
4-Chlorophenyl phenyl ether	2.0		ug/L	U	YES																
4-Methylphenol	1.0		ug/L	U	YES																
4-Nitroanaline	2.0		ug/L	U	YES																
4-Nitrophenol	5.0		ug/L	U	YES																
Acenaphthene	0.20		ug/L	U	YES																
Acenaphthylene	0.20		ug/L	U	YES																
Anthracene	0.20		ug/L	U	YES																
Benzo(a)anthracene	0.20		ug/L	U	YES																
Benzo(a)pyrene	0.20		ug/L	U	YES																
Benzo(b)fluoranthene	0.20		ug/L	U	YES																
BENZO(G,H,I)PERYLENE	0.20		ug/L	U	YES																
Benzo(k)fluoranthene	0.20		ug/L	U	YES																
Benzoic acid	10		ug/L	U	YES	R				R											Pj-,J-
Benzyl alcohol	5.0		ug/L	U	YES																
bis(2-Chloroethoxy)methane	1.0		ug/L	U	YES																
bis(2-Chloroethyl) ether	1.0		ug/L	U	YES																
bis(2-Ethylhexyl) phthalate	10		ug/L	U	YES	~~None~~															P
Butylbenzyl Phthalate	1.0		ug/L	U	YES																
Carbazole	1.0		ug/L	U	YES																
Chrysene	0.20		ug/L	U	YES																
dibenzo(a,h)anthracene	0.20		ug/L	U	YES																
Dibenzofuran	1.0		ug/L	U	YES																
Diethyl phthalate	1.0		ug/L	U	YES																
Dimethyl phthalate	1.0		ug/L	U	YES																
Di-n-butyl phthalate	1.0		ug/L	U	YES																
Di-n-octyl phthalate	1.0		ug/L	U	YES																
Fluoranthene	0.20		ug/L	U	YES																
Fluorene	0.20		ug/L	U	YES																
Hexachlorobenzene	0.20		ug/L	U	YES																

* Overall result qualifier reflects summation of qualifiers added during automated data review and any qualifiers added manually for categories not assessed by automated data review

Sample Qualification Report with Reason Codes (All Results sorted by Client Sample ID)

Client Sample ID : FWGBKGmw-DUP5-0555-GW **Lab Report Batch :** A7J110400 **Lab ID :** STLCAN

Sample Date : 10/11/2007 **Analysis Type: RES** **Sample Matrix :** AQ

Lab Sample ID: A7J110400012

Reviewed By / Date : Angya Deagata 12/17/07 **Approved By / Date :** Heather McDay 12/17/07

Analyte Name	Result	Uncertainty / Error	Result Units	Lab Qual	Rep Res	Overall Qual*	Temp	HT	MB	LCS	MS	Lab Dup	Surr	Rep Limit	Moist Tot/Dis	Field QC	Tune	IC	ICV	CV / CCV	Reason Codes
Analysis Method : 8270C						**Dilution: 1**															
Hexachlorobutadiene	1.0		ug/L	U	YES																
Hexachlorocyclopentadiene	10		ug/L	U	YES	R				R											J-
Hexachloroethane	1.0		ug/L	U	YES																
Indeno(1,2,3-cd)pyrene	0.20		ug/L	U	YES																
Isophorone	1.0		ug/L	U	YES																
Naphthalene	0.20		ug/L	U	YES																
Nitrobenzene	1.0		ug/L	U	YES																
N-nitroso-di-n-propylamine	1.0		ug/L	U	YES																
N-Nitrosodiphenylamine	1.0		ug/L	U	YES																
Pentachlorophenol	5.0		ug/L	U	YES																
Phenanthrene	0.20		ug/L	U	YES																
Phenol	1.0		ug/L	U	YES																
Pyrene	0.20		ug/L	U	YES																
Analysis Method : 9012A						**Dilution: 1**															
Cyanide	0.010		mg/L	U	YES	UJ					UJ										H-
Analysis Method : SW8330 Modified						**Dilution: 1**															
Nitroguanidine	20		ug/L	U	YES	UJ		UJ													D-

* Overall result qualifier reflects summation of qualifiers added during automated data review and any qualifiers added manually for categories not assessed by automated data review

Sample Qualification Report with Reason Codes (All Results sorted by Client Sample ID)

Client Sample ID : FWGEQUIPRINSE4-0559-GW **Lab Report Batch :** A7J110400 **Lab ID :** STLCAN

Sample Date : 10/11/2007 **Analysis Type: DL** **Sample Matrix :** AQ

Lab Sample ID: A7J110400020

Reviewed By / Date : Angie Draughter 12/17/07 **Approved By / Date :** Heather McCoy 12/17/07

Analyte Name	Result	Uncertainty / Error	Result Units	Lab Qual	Rep Res	Overall Qual*	Temp	HT	MB	LCS	MS	Lab Dup	Surr	Rep Limit	Moist Tot/Dis	Field QC	Tune	IC	ICV	CV / CCV	Reason Codes
Analysis Method : 8330						**Dilution: 1.15**															
1,3,5-Trinitrobenzene	0.12		ug/L	U	YES																
1,3-Dinitrobenzene	0.12		ug/L	U	YES																
2,4,6-TNT	0.12		ug/L	U	YES																
2,4-Dinitrotoluene	0.12		ug/L	U	YES																
2,6-Dinitrotoluene	0.12		ug/L	U	YES																
2-Amino-4,6-dinitrotoluene	0.12		ug/L	U	YES																
2-Nitrotoluene	0.58		ug/L	U	YES																
3-Nitrotoluene	0.58		ug/L	U	YES																
4-Amino-2,6-Dinitrotoluene	0.12		ug/L	U	YES																
4-Nitrotoluene	0.58		ug/L	U	YES																
HMX	0.12		ug/L	U	YES																
Nitrobenzene	0.12		ug/L	U	YES																
NITROGLYCERINE	0.75		ug/L	U	YES																
Pentaerythritol Tetranitrate (PETN)	0.75		ug/L	U	YES																
RDX	0.12		ug/L	U	YES																
TETRYL	0.12		ug/L	U	YES																

* Overall result qualifier reflects summation of qualifiers added during automated data review and any qualifiers added manually for categories not assessed by automated data review

Sample Qualification Report with Reason Codes (All Results sorted by Client Sample ID)

Client Sample ID : FWGEQUIPRINSE4-0559-GW **Lab Report Batch :** A7J110400 **Lab ID :** STLCAN

Sample Date : 10/11/2007 **Analysis Type: RES** **Sample Matrix :** AQ

Lab Sample ID: A7J110400020

Reviewed By / Date : 12/17/07 **Approved By / Date :** 12/17/07

Analyte Name	Result	Uncertainty / Error	Result Units	Lab Qual	Rep Res	Overall Qual*	Temp	HT	MB	LCS	MS	Lab Dup	Surr	Rep Limit	Moist Tot/Dis	Field QC	Tune	IC	ICV	CV / CCV	Reason Codes
Analysis Method : 353.2 Modified						**Dilution: 1**															
Nitrocellulose	0.50		mg/L	U	YES	UJ					UJ										Pj-
Analysis Method : 6860						**Dilution: 1**															
Perchlorate	0.10		ug/L	U	YES																
Analysis Method : 8081A						**Dilution: 1**															
4,4'-DDD	0.030		ug/L	U	YES	UJ															Pj-
4,4'-DDE	0.030		ug/L	U	YES																
4,4'-DDT	0.030		ug/L	U	YES																
Aldrin	0.030		ug/L	U	YES																
alpha-BHC	0.030		ug/L	U	YES																
alpha-Chordane	0.030		ug/L	U	YES																
beta-BHC	0.030		ug/L	U	YES																
delta-BHC	0.030		ug/L	U	YES																
Dieldrin	0.030		ug/L	U	YES																
Endosulfan I	0.025		ug/L	U	YES	UJ				UJ											J-
Endosulfan II	0.025		ug/L	U	YES																
Endosulfan sulfate	0.030		ug/L	U	YES																
Endrin	0.030		ug/L	U	YES																
Endrin aldehyde	0.030		ug/L	U	YES																
Endrin ketone	0.030		ug/L	U	YES																
gamma-BHC	0.030		ug/L	U	YES																
gamma-Chlordane	0.030		ug/L	U	YES																
Heptachlor	0.030		ug/L	U	YES																
Heptachlor epoxide	0.030		ug/L	U	YES																
Methoxychlor	0.10		ug/L	U	YES																
Toxaphene	2.0		ug/L	U	YES																
Analysis Method : 8082						**Dilution: 1**															
Aroclor 1016	0.50		ug/L	U	YES	UJ							UJ								G-
Aroclor 1221	0.50		ug/L	U	YES	UJ							UJ								G-
Aroclor 1232	0.50		ug/L	U	YES	UJ							UJ								G-
Aroclor 1242	0.50		ug/L	U	YES	UJ							UJ								G-
Aroclor 1248	0.50		ug/L	U	YES	UJ							UJ								G-
Aroclor 1254	0.50		ug/L	U	YES	UJ							UJ								G-

* Overall result qualifier reflects summation of qualifiers added during automated data review and any qualifiers added manually for categories not assessed by automated data review

Sample Qualification Report with Reason Codes (All Results sorted by Client Sample ID)

Client Sample ID : FWGEQUIPRINSE4-0559-GW **Lab Report Batch :** A7J110400 **Lab ID :** STLCAN

Sample Date : 10/11/2007 **Analysis Type: RES** **Sample Matrix :** AQ

Lab Sample ID: A7J110400020

Reviewed By / Date : 12/17/07 **Approved By / Date :** 12/17/07

Analyte Name	Result	Uncertainty / Error	Result Units	Lab Qual	Rep Res	Overall Qual*	Temp	HT	MB	LCS	MS	Lab Dup	Surr	Rep Limit	Moist Tot/Dis	Field QC	Tune	IC	ICV	CV / CCV	Reason Codes
Analysis Method : 8082						**Dilution: 1**															
Aroclor 1260	0.50		ug/L	U	YES	UJ							UJ								G-
Analysis Method : 8260B						**Dilution: 1**															
1,1,1-Trichloroethane	1.0		ug/L	U	YES																
1,1,2,2-Tetrachloroethane	1.0		ug/L	U	YES																
1,1,2-Trichloroethane	1.0		ug/L	U	YES																
1,1-Dichloroethane	1.0		ug/L	U	YES																
1,1-Dichloroethene	1.0		ug/L	U	YES																
1,2-Dibromoethane	1.0		ug/L	U	YES																
1,2-Dichloroethane	1.0		ug/L	U	YES																
1,2-Dichloroethene (total)	1.0		ug/L	U	YES																
1,2-Dichloropropane	1.0		ug/L	U	YES																
2-Butanone	17		ug/L		YES																
2-Hexanone	0.77		ug/L	J	YES	J								J							L
4-Methyl-2-pentanone	1.3		ug/L	J	YES	J								J							L
Acetone	10		ug/L	B	YES	J															
Benzene	1.0		ug/L	U	YES																
Bromochloromethane	1.0		ug/L	U	YES																
Bromodichloromethane	1.0		ug/L	U	YES																
Bromoform	1.0		ug/L	U	YES																
Bromomethane	1.0		ug/L	U	YES																
Carbon disulfide	1.0		ug/L	U	YES																
Carbon tetrachloride	1.0		ug/L	U	YES																
Chlorobenzene	1.0		ug/L	U	YES																
Chloroethane	1.0		ug/L	U	YES																
Chloroform	1.0		ug/L	U	YES																
Chloromethane	1.0		ug/L	U	YES																
cis-1,2-Dichloroethene	1.0		ug/L	U	YES																
cis-1,3-Dichloropropene	1.0		ug/L	U	YES																
Dibromochloromethane	1.0		ug/L	U	YES																
Ethylbenzene	1.0		ug/L	U	YES																
M&P-XYLENES	0.34		ug/L	J	YES	J								J							L

* Overall result qualifier reflects summation of qualifiers added during automated data review and any qualifiers added manually for categories not assessed by automated data review

Sample Qualification Report with Reason Codes (All Results sorted by Client Sample ID)

Client Sample ID : FWGEQUIPRINSE4-0559-GW **Lab Report Batch :** A7J110400 **Lab ID :** STLCAN

Sample Date : 10/11/2007 **Analysis Type: RES** **Sample Matrix :** AQ

Lab Sample ID: A7J110400020

Reviewed By / Date : 12/17/07 **Approved By / Date :** 12/17/07

Analyte Name	Result	Uncertainty / Error	Result Units	Lab Qual	Rep Res	Overall Qual*	Temp	HT	MB	LCS	MS	Lab Dup	Surr	Rep Limit	Moist Tot/Dis	Field QC	Tune	IC	ICV	CV / CCV	Reason Codes
Analysis Method : 8260B						**Dilution: 1**															
Methylene chloride	2.0		ug/L	U	YES																
o-Xylene	0.22		ug/L	J	YES	J								J							L
Styrene	1.0		ug/L	U	YES																
Tetrachloroethene	1.0		ug/L	U	YES																
Toluene	0.59		ug/L	J	YES	J								J							L
TOTAL XYLENES	0.56		ug/L	J	YES	J								J							L
trans-1,2-Dichloroethene	1.0		ug/L	U	YES																
trans-1,3-Dichloropropene	1.0		ug/L	U	YES																
Trichloroethene	1.0		ug/L	U	YES																
Vinyl chloride	1.0		ug/L	U	YES																
Analysis Method : 8270C						**Dilution: 1**															
1,2,4-Trichlorobenzene	1.0		ug/L	U	YES																
1,2-Dichlorobenzene	1.0		ug/L	U	YES																
1,3-Dichlorobenzene	1.0		ug/L	U	YES																
1,4-Dichlorobenzene	1.0		ug/L	U	YES																
2,2-OXYBIS (1-CHLOROPROPANE)	1.0		ug/L	U	YES																
2,4,5-Trichlorophenol	5.0		ug/L	U	YES																
2,4,6-Trichlorophenol	5.0		ug/L	U	YES																
2,4-Dichlorophenol	2.0		ug/L	U	YES																
2,4-Dimethylphenol	2.0		ug/L	U	YES																
2,4-Dinitrophenol	5.0		ug/L	U	YES	UJ															Pj-
2,4-Dinitrotoluene	5.0		ug/L	U	YES																
2,6-Dinitrotoluene	5.0		ug/L	U	YES																
2-Chloronaphthalene	1.0		ug/L	U	YES																
2-Chlorophenol	1.0		ug/L	U	YES																
2-Methylnaphthalene	0.20		ug/L	U	YES																
2-Methylphenol	1.0		ug/L	U	YES																
2-Nitroaniline	2.0		ug/L	U	YES																
2-Nitrophenol	2.0		ug/L	U	YES																
3,3'-Dichlorobenzidine	5.0		ug/L	U	YES																
3-Nitroaniline	2.0		ug/L	U	YES																

* Overall result qualifier reflects summation of qualifiers added during automated data review and any qualifiers added manually for categories not assessed by automated data review

Sample Qualification Report with Reason Codes (All Results sorted by Client Sample ID)

Client Sample ID : FWGEQUIPRINSE4-0559-GW **Lab Report Batch :** A7J110400 **Lab ID :** STLCAN

Sample Date : 10/11/2007 **Analysis Type: RES** **Sample Matrix :** AQ

Lab Sample ID: A7J110400020

Reviewed By / Date : 12/17/07 **Approved By / Date :** 12/17/07

Analyte Name	Result	Uncertainty / Error	Result Units	Lab Qual	Rep Res	Overall Qual*	Temp	HT	MB	LCS	MS	Lab Dup	Surr	Rep Limit	Moist Tot/Dis	Field QC	Tune	IC	ICV	CV / CCV	Reason Codes
Analysis Method : 8270C						**Dilution: 1**															
4,6-Dinitro-2-methylphenol	5.0		ug/L	U	YES																
4-Bromophenyl phenyl ether	2.0		ug/L	U	YES																
4-Chloro-3-methylphenol	2.0		ug/L	U	YES																
4-Chloroaniline	2.0		ug/L	U	YES																
4-Chlorophenyl phenyl ether	2.0		ug/L	U	YES																
4-Methylphenol	1.0		ug/L	U	YES																
4-Nitroanaline	2.0		ug/L	U	YES																
4-Nitrophenol	5.0		ug/L	U	YES																
Acenaphthene	0.20		ug/L	U	YES																
Acenaphthylene	0.20		ug/L	U	YES																
Anthracene	0.20		ug/L	U	YES																
Benzo(a)anthracene	0.20		ug/L	U	YES																
Benzo(a)pyrene	0.20		ug/L	U	YES																
Benzo(b)fluoranthene	0.20		ug/L	U	YES																
BENZO(G,H,I)PERYLENE	0.20		ug/L	U	YES																
Benzo(k)fluoranthene	0.20		ug/L	U	YES																
Benzoic acid	10		ug/L	U	YES	R				R											Pj-,J-
Benzyl alcohol	5.4		ug/L		YES																
bis(2-Chloroethoxy)methane	1.0		ug/L	U	YES																
bis(2-Chloroethyl) ether	1.0		ug/L	U	YES																
bis(2-Ethylhexyl) phthalate	2.3		ug/L	J B	YES	J								J							L
Butylbenzyl Phthalate	1.0		ug/L	U	YES																
Carbazole	1.0		ug/L	U	YES																
Chrysene	0.20		ug/L	U	YES																
dibenzo(a,h)anthracene	0.20		ug/L	U	YES																
Dibenzofuran	1.0		ug/L	U	YES																
Diethyl phthalate	4.2		ug/L		YES																
Dimethyl phthalate	0.47		ug/L	J	YES	J								J							L
Di-n-butyl phthalate	1.0		ug/L	U	YES																
Di-n-octyl phthalate	1.0		ug/L	U	YES																
Fluoranthene	0.20		ug/L	U	YES																

* Overall result qualifier reflects summation of qualifiers added during automated data review and any qualifiers added manually for categories not assessed by automated data review

Sample Qualification Report with Reason Codes (All Results sorted by Client Sample ID)

Client Sample ID : FWGEQUIPRINSE4-0559-GW **Lab Report Batch :** A7J110400 **Lab ID :** STLCAN

Sample Date : 10/11/2007 **Analysis Type: RES** **Sample Matrix :** AQ

Lab Sample ID: A7J110400020

Reviewed By / Date : Angie Dragatt 12/17/07 **Approved By / Date :** Heather Medley 12/17/07

Analyte Name	Result	Uncertainty / Error	Result Units	Lab Qual	Rep Res	Overall Qual*	Temp	HT	MB	LCS	MS	Lab Dup	Surr	Rep Limit	Moist Tot/Dis	Field QC	Tune	IC	ICV	CV / CCV	Reason Codes
Analysis Method : 8270C						**Dilution: 1**															
Fluorene	0.20		ug/L	U	YES																
Hexachlorobenzene	0.20		ug/L	U	YES																
Hexachlorobutadiene	1.0		ug/L	U	YES																
Hexachlorocyclopentadiene	10		ug/L	U	YES	R				R											J-
Hexachloroethane	1.0		ug/L	U	YES																
Indeno(1,2,3-cd)pyrene	0.20		ug/L	U	YES																
Isophorone	1.0		ug/L	U	YES																
Naphthalene	0.31		ug/L		YES																
Nitrobenzene	1.0		ug/L	U	YES																
N-nitroso-di-n-propylamine	1.0		ug/L	U	YES																
N-Nitrosodiphenylamine	1.0		ug/L	U	YES																
Pentachlorophenol	5.0		ug/L	U	YES																
Phenanthrene	0.20		ug/L	U	YES																
Phenol	1.0		ug/L	U	YES																
Pyrene	0.20		ug/L	U	YES																
Analysis Method : 9012A						**Dilution: 1**															
Cyanide	0.010		mg/L	U	YES	UJ					UJ										H-
Analysis Method : SW8330 Modified						**Dilution: 1**															
Nitroguanidine	20		ug/L	U	YES	UJ		UJ													D-

* Overall result qualifier reflects summation of qualifiers added during automated data review and any qualifiers added manually for categories not assessed by automated data review

Sample Qualification Report with Reason Codes (All Results sorted by Client Sample ID)

Client Sample ID : FWGEQUIPRINSE4-0559-GW **Lab Report Batch :** A7J110400 **Lab ID :** STLCAN

Sample Date : 10/11/2007 **Analysis Type: RES/TOT** **Sample Matrix :** AQ

Lab Sample ID: A7J110400020

Reviewed By / Date : Angela Dwyer 12/17/07 **Approved By / Date :** Heather Neely 12/17/07

Analyte Name	Result	Uncertainty / Error	Result Units	Lab Qual	Rep Res	Overall Qual*	Temp	HT	MB	LCS	MS	Lab Dup	Surr	Rep Limit	Moist Tot/Dis	Field QC	Tune	IC	ICV	CV / CCV	Reason Codes
Analysis Method : 6010B						**Dilution: 1**															
Arsenic	5.0		ug/L	U	YES																
Barium	10.0		ug/L	U	YES																
Calcium	1000		ug/L	U	YES																
Chromium	5.0		ug/L	U	YES																
Cobalt	5.0		ug/L	U	YES																
Copper	5.0		ug/L	U	YES																
Lead	3.0		ug/L	U	YES																
Magnesium	1000		ug/L	U	YES																
Manganese	10.0		ug/L	U	YES																
Nickel	10.0		ug/L	U	YES																
Potassium	136		ug/L	B J	YES	J								J							L
Selenium	5.0		ug/L	U	YES																
Silver	5.0		ug/L	U	YES	R															Pj-
Sodium	1000		ug/L	U	YES																
Vanadium	10.0		ug/L	U	YES																
Analysis Method : 6020						**Dilution: 1**															
Aluminum	50.0		ug/L	U	YES																
Antimony	2.0		ug/L	U	YES																
Beryllium	1.0		ug/L	U	YES																
Cadmium	0.50		ug/L	U	YES																
Iron	20.0		ug/L	U	YES																
Thallium	1.0		ug/L	U	YES																
Zinc	10.0		ug/L	U	YES																
Analysis Method : 7470A						**Dilution: 1**															
Mercury	0.20		ug/L	U	YES																

* Overall result qualifier reflects summation of qualifiers added during automated data review and any qualifiers added manually for categories not assessed by automated data review

Sample Qualification Report with Reason Codes (All Results sorted by Client Sample ID)

Client Sample ID : FWGTEAM1-TRIP **Lab Report Batch :** A7J110400 **Lab ID :** STLCAN

Sample Date : 10/11/2007 **Analysis Type: RES** **Sample Matrix :** AQ

Lab Sample ID: A7J110400016

Reviewed By / Date : Angie Douglas 12/17/07 **Approved By / Date :** Heather Medley 12/17/07

Analyte Name	Result	Uncertainty / Error	Result Units	Lab Qual	Rep Res	Overall Qual*	Temp	HT	MB	LCS	MS	Lab Dup	Surr	Rep Limit	Moist Tot/Dis	Field QC	Tune	IC	ICV	CV / CCV	Reason Codes
Analysis Method : 8260B						**Dilution: 1**															
1,1,1-Trichloroethane	1.0		ug/L	U	YES																
1,1,2,2-Tetrachloroethane	1.0		ug/L	U	YES																
1,1,2-Trichloroethane	1.0		ug/L	U	YES																
1,1-Dichloroethane	1.0		ug/L	U	YES																
1,1-Dichloroethene	1.0		ug/L	U	YES																
1,2-Dibromoethane	1.0		ug/L	U	YES																
1,2-Dichloroethane	1.0		ug/L	U	YES																
1,2-Dichloroethene (total)	1.0		ug/L	U	YES																
1,2-Dichloropropane	1.0		ug/L	U	YES																
2-Butanone	10		ug/L	U	YES																
2-Hexanone	10		ug/L	U	YES																
4-Methyl-2-pentanone	10		ug/L	U	YES																
Acetone	3.5		ug/L	J B	YES	J								J							B
Benzene	1.0		ug/L	U	YES																
Bromochloromethane	1.0		ug/L	U	YES																
Bromodichloromethane	1.0		ug/L	U	YES																
Bromoform	1.0		ug/L	U	YES																
Bromomethane	1.0		ug/L	U	YES																
Carbon disulfide	1.0		ug/L	U	YES																
Carbon tetrachloride	1.0		ug/L	U	YES																
Chlorobenzene	1.0		ug/L	U	YES																
Chloroethane	1.0		ug/L	U	YES																
Chloroform	1.0		ug/L	U	YES																
Chloromethane	1.0		ug/L	U	YES																
cis-1,2-Dichloroethene	1.0		ug/L	U	YES																
cis-1,3-Dichloropropene	1.0		ug/L	U	YES																
Dibromochloromethane	1.0		ug/L	U	YES																
Ethylbenzene	1.0		ug/L	U	YES																
M&P-XYLENES	2.0		ug/L	U	YES																
Methylene chloride	0.60		ug/L	J	YES	J								J							L
o-Xylene	1.0		ug/L	U	YES																

* Overall result qualifier reflects summation of qualifiers added during automated data review and any qualifiers added manually for categories not assessed by automated data review

Sample Qualification Report with Reason Codes (All Results sorted by Client Sample ID)

Client Sample ID : FWGTEAM1-TRIP **Lab Report Batch :** A7J110400 **Lab ID :** STLCAN

Sample Date : 10/11/2007 **Analysis Type: RES** **Sample Matrix :** AQ

Lab Sample ID: A7J110400016

Reviewed By / Date : 12/17/07 **Approved By / Date :** 12/17/07

Analyte Name	Result	Uncertainty / Error	Result Units	Lab Qual	Rep Res	Overall Qual*	Temp	HT	MB	LCS	MS	Lab Dup	Surr	Rep Limit	Moist Tot/Dis	Field QC	Tune	IC	ICV	CV / CCV	Reason Codes
Analysis Method : 8260B						**Dilution: 1**															
Styrene	1.0		ug/L	U	YES																
Tetrachloroethene	1.0		ug/L	U	YES																
Toluene	1.0		ug/L	U	YES																
TOTAL XYLENES	2.0		ug/L	U	YES																
trans-1,2-Dichloroethene	1.0		ug/L	U	YES																
trans-1,3-Dichloropropene	1.0		ug/L	U	YES																
Trichloroethene	1.0		ug/L	U	YES																
Vinyl chloride	1.0		ug/L	U	YES																

* Overall result qualifier reflects summation of qualifiers added during automated data review and any qualifiers added manually for categories not assessed by automated data review

Sample Qualification Report with Reason Codes (All Results sorted by Client Sample ID)

Client Sample ID : FWGTEAM2-TRIP **Lab Report Batch :** A7J110400 **Lab ID :** STLCAN

Sample Date : 10/11/2007 **Analysis Type: RES** **Sample Matrix :** AQ

Lab Sample ID: A7J110400007

Reviewed By / Date : Angie Dragotta 12/17/07 **Approved By / Date :** Heather Kelley 12/17/07

Analyte Name	Result	Uncertainty / Error	Result Units	Lab Qual	Rep Res	Overall Qual*	Temp	HT	MB	LCS	MS	Lab Dup	Surr	Rep Limit	Moist Tot/Dis	Field QC	Tune	IC	ICV	CV / CCV	Reason Codes
Analysis Method : 8260B						**Dilution: 1**															
1,1,1-Trichloroethane	1.0		ug/L	U	YES																
1,1,2,2-Tetrachloroethane	1.0		ug/L	U	YES																
1,1,2-Trichloroethane	1.0		ug/L	U	YES																
1,1-Dichloroethane	1.0		ug/L	U	YES																
1,1-Dichloroethene	1.0		ug/L	U	YES																
1,2-Dibromoethane	1.0		ug/L	U	YES																
1,2-Dichloroethane	1.0		ug/L	U	YES																
1,2-Dichloroethene (total)	1.0		ug/L	U	YES																
1,2-Dichloropropane	1.0		ug/L	U	YES																
2-Butanone	10		ug/L	U	YES																
2-Hexanone	10		ug/L	U	YES																
4-Methyl-2-pentanone	10		ug/L	U	YES																
Acetone	4.0		ug/L	J B	YES	J								J							LB
Benzene	1.0		ug/L	U	YES																
Bromochloromethane	1.0		ug/L	U	YES																
Bromodichloromethane	1.0		ug/L	U	YES																
Bromoform	1.0		ug/L	U	YES																
Bromomethane	1.0		ug/L	U	YES																
Carbon disulfide	1.0		ug/L	U	YES																
Carbon tetrachloride	1.0		ug/L	U	YES																
Chlorobenzene	1.0		ug/L	U	YES																
Chloroethane	1.0		ug/L	U	YES																
Chloroform	1.0		ug/L	U	YES																
Chloromethane	1.0		ug/L	U	YES																
cis-1,2-Dichloroethene	1.0		ug/L	U	YES																
cis-1,3-Dichloropropene	1.0		ug/L	U	YES																
Dibromochloromethane	1.0		ug/L	U	YES																
Ethylbenzene	1.0		ug/L	U	YES																
M&P-XYLENES	2.0		ug/L	U	YES																
Methylene chloride	0.49		ug/L	J	YES	J								J							L
o-Xylene	1.0		ug/L	U	YES																

* Overall result qualifier reflects summation of qualifiers added during automated data review and any qualifiers added manually for categories not assessed by automated data review

Sample Qualification Report with Reason Codes (All Results sorted by Client Sample ID)

Client Sample ID : FWGTEAM2-TRIP **Lab Report Batch :** A7J110400 **Lab ID :** STLCAN

Sample Date : 10/11/2007 **Analysis Type: RES** **Sample Matrix :** AQ

Lab Sample ID: A7J110400007

Reviewed By / Date : 12/17/07 **Approved By / Date :** 12/17/07

Analyte Name	Result	Uncertainty / Error	Result Units	Lab Qual	Rep Res	Overall Qual*	Temp	HT	MB	LCS	MS	Lab Dup	Surr	Rep Limit	Moist Tot/Dis	Field QC	Tune	IC	ICV	CV / CCV	Reason Codes
Analysis Method : 8260B						**Dilution: 1**															
Styrene	1.0		ug/L	U	YES																
Tetrachloroethene	1.0		ug/L	U	YES																
Toluene	1.0		ug/L	U	YES																
TOTAL XYLENES	2.0		ug/L	U	YES																
trans-1,2-Dichloroethene	1.0		ug/L	U	YES																
trans-1,3-Dichloropropene	1.0		ug/L	U	YES																
Trichloroethene	1.0		ug/L	U	YES																
Vinyl chloride	1.0		ug/L	U	YES																

* Overall result qualifier reflects summation of qualifiers added during automated data review and any qualifiers added manually for categories not assessed by automated data review

Sample Qualification Report with Reason Codes (All Results sorted by Client Sample ID)

Client Sample ID : FWGTEAM3-TRIP **Lab Report Batch :** A7J110400 **Lab ID :** STLCAN

Sample Date : 10/10/2007 **Analysis Type: RES** **Sample Matrix :** AQ

Lab Sample ID: A7J110400026

Reviewed By / Date : Angie Diaz 12/17/07 **Approved By / Date :** Heather McCay 12/17/07

Analyte Name	Result	Uncertainty / Error	Result Units	Lab Qual	Rep Res	Overall Qual*	Temp	HT	MB	LCS	MS	Lab Dup	Surr	Rep Limit	Moist Tot/Dis	Field QC	Tune	IC	ICV	CV / CCV	Reason Codes
Analysis Method : 8260B						**Dilution: 1**															
1,1,1-Trichloroethane	1.0		ug/L	U	YES																
1,1,2,2-Tetrachloroethane	1.0		ug/L	U	YES																
1,1,2-Trichloroethane	1.0		ug/L	U	YES																
1,1-Dichloroethane	1.0		ug/L	U	YES																
1,1-Dichloroethene	1.0		ug/L	U	YES																
1,2-Dibromoethane	1.0		ug/L	U	YES																
1,2-Dichloroethane	1.0		ug/L	U	YES																
1,2-Dichloroethene (total)	1.0		ug/L	U	YES																
1,2-Dichloropropane	1.0		ug/L	U	YES																
2-Butanone	10		ug/L	U	YES																
2-Hexanone	10		ug/L	U	YES																
4-Methyl-2-pentanone	10		ug/L	U	YES																
Acetone	3.0		ug/L	J	YES	J								J							L, Bj
Benzene	1.0		ug/L	U	YES																
Bromochloromethane	1.0		ug/L	U	YES																
Bromodichloromethane	1.0		ug/L	U	YES																
Bromoform	1.0		ug/L	U	YES																
Bromomethane	1.0		ug/L	U	YES																
Carbon disulfide	1.0		ug/L	U	YES																
Carbon tetrachloride	1.0		ug/L	U	YES																
Chlorobenzene	1.0		ug/L	U	YES																
Chloroethane	1.0		ug/L	U	YES																
Chloroform	1.0		ug/L	U	YES																
Chloromethane	1.0		ug/L	U	YES																
cis-1,2-Dichloroethene	1.0		ug/L	U	YES																
cis-1,3-Dichloropropene	1.0		ug/L	U	YES																
Dibromochloromethane	1.0		ug/L	U	YES																
Ethylbenzene	1.0		ug/L	U	YES																
M&P-XYLENES	2.0		ug/L	U	YES																
Methylene chloride	0.56		ug/L	J	YES	J								J							L
o-Xylene	1.0		ug/L	U	YES																

* Overall result qualifier reflects summation of qualifiers added during automated data review and any qualifiers added manually for categories not assessed by automated data review

Sample Qualification Report with Reason Codes (All Results sorted by Client Sample ID)

Client Sample ID : FWGTEAM3-TRIP **Lab Report Batch :** A7J110400 **Lab ID :** STLCAN

Sample Date : 10/10/2007 **Analysis Type: RES** **Sample Matrix :** AQ

Lab Sample ID: A7J110400026

Reviewed By / Date : 12/17/07. **Approved By / Date :** 12/17/07

Analyte Name	Result	Uncertainty / Error	Result Units	Lab Qual	Rep Res	Overall Qual*	Temp	HT	MB	LCS	MS	Lab Dup	Surr	Rep Limit	Moist Tot/Dis	Field QC	Tune	IC	ICV	CV / CCV	Reason Codes
Analysis Method : 8260B						**Dilution: 1**															
Styrene	1.0		ug/L	U	YES																
Tetrachloroethene	1.0		ug/L	U	YES																
Toluene	1.0		ug/L	U	YES																
TOTAL XYLENES	2.0		ug/L	U	YES																
trans-1,2-Dichloroethene	1.0		ug/L	U	YES																
trans-1,3-Dichloropropene	1.0		ug/L	U	YES																
Trichloroethene	1.0		ug/L	U	YES																
Vinyl chloride	1.0		ug/L	U	YES																

* Overall result qualifier reflects summation of qualifiers added during automated data review and any qualifiers added manually for categories not assessed by automated data review

Reason Code Library: Example 1

Category	Code
Low Bias Indicator	-
High Bias Indicator	+
Temperature	A
Holding Times	
Sampling to Analysis	C
Sampling to Extraction	D
Extaction to Analysis	E
Method Blanks	F
Surrogate Recovery	G
MS/MSD	
MS/MSD Recovery	H
MS/MSD RPD	I
LCS	
LCS Recovery	J
LCS RPD	K
Reporting Limits	L
Field QC	
Field Blank	M
Equipment Blank	N
Trip Blank	O
Field Duplicate	P
Initial Calibration	
Initial Calibration RRF	Q
Initial Calibration RSD	R
Initial Calibration Cor. Coef	S
Initial Calibration Verification	
Initial Calibration Verificaton RRF	T
Initial CalibrationVerification %D	U
Continuing Calibration	
Continuing Calibraiton RRF	V
Continuing Calibration %D	W
GC/MS Tune	
GC/MS Tune for Initial Calibration	X
GC/MS Tune for Continuing Calibration	Y
Laboratory Duplicate	Z
Categories not Assessed by Automated Data Review*	
Internal Standards	Is
Calibration Blanks	Cb
Resolution Check Mixture	Rm
Performance Evaluation Mixture	Pm
Professional Judgement	Pj

* Qualifiers for data-review categories not assessed by automated data review are manually entered by the user. The application automaticallly adds reason codes listed here when the user manually adds qualifiers for these categories if the option for applying reason codes was selected during automated data review.

CASE NARRATIVE

A7J110400

The following report contains the analytical results for twenty-three water samples and three quality control samples submitted to TestAmerica North Canton by Environmental Quality Mgt. Inc. from the RVAAP(OH) Site, project number 30240.0006. The samples were received October 11, 2007, according to documented sample acceptance procedures.

The Method SW846 6860 Perchlorate analysis was performed at the TestAmerica Denver laboratory.

The 8330 Explosives, 353.2 Nitrocellulose as N, and Nitroguanidine analyses were performed at the TestAmerica West Sacramento laboratory. Refer to TestAmerica West Sacramento narrative included in their data package for additional information.

TestAmerica utilizes USEPA approved methods in all analytical work. The samples presented in this report were analyzed for the parameter(s) listed on the analytical methods summary page in accordance with the method(s) indicated. Preliminary results were provided to Eric Corbin and Heather Medley on November 06, 2007. A summary of QC data for these analyses is included at the back of the report.

TestAmerica North Canton attests to the validity of the laboratory data generated by TestAmerica facilities reported herein. All analyses performed by TestAmerica facilities were done using established laboratory SOPs that incorporate QA/QC procedures described in the applicable methods. TestAmerica's operations groups have reviewed the data for compliance with the laboratory QA/QC plan, and data have been found to be compliant with laboratory protocols unless otherwise noted below.

The test results in this report meet all NELAP requirements for parameters for which accreditation is required or available. Any exceptions to NELAP requirements are noted in this report. Pursuant to NELAP, this report may not be reproduced, except in full, without the written approval of the laboratory.

Please refer to the Quality Control Elements Narrative following this case narrative for additional quality control information.

If you have any questions, please call the Project Manager, Mark J. Loeb, at 330-497-9396.

This report is sequentially paginated. The final page of the report is labeled as "END OF REPORT."

CASE NARRATIVE (continued)

SUPPLEMENTAL QC INFORMATION

SAMPLE RECEIVING

The coolers were received at temperatures ranging from 1.8 to 5.0°C.

See TestAmerica's Cooler Receipt Form for additional information.

GC/MS VOLATILES

Samples FWGTEAM2-TRIP, FWGTEAM1-TRIP, FWGEQUIPRINSE4-0559-GW, and FWGTEAM3-TRIP contained concentrations of target analytes at a reportable level in the associated Method Blank and were flagged with "B". All target analytes in the Method Blank must be below the reporting limit (RL) or the associated samples must be ND with the exception of common laboratory contaminants.

Samples FWGTEAM2-TRIP, FWGTEAM1-TRIP, FWGEQUIPRINSE4-0559-GW, FWGTEAM3-TRIP and the method blank associated with qc batch 7292121 contain results between the MDL and the RL that were flagged with "J". There is a possibility of false positive or mis-identification at these quantitation levels. In analytical methods requiring confirmation of the analyte reported, confirmation was performed only down to the standard reporting limit (SRL). The acceptance criteria for QC samples may not be met at these quantitation levels.

The LCS and LCSD associated with QC Batch 7291329 shows recoveries for Dichlorodifluoromethane below laboratory stated control limits. Dichlorodifluoromethane is not a target compound for this project.

The matrix spike and matrix spike duplicate performed on sample FWGBKGmw-004C-0509-GW had recoveries for cis-1,3-Dichloropropene below laboratory stated control limits. However, since the associated method blank and laboratory control samples were in control, no corrective action was necessary.

The matrix spike/matrix spike duplicate for batch 7291329 had recoveries for Dichlorodifluoromethane below laboratory stated control limits. Dichlorodifluoromethane is not a target compound for this project.

CASE NARRATIVE (continued)

GC/MS SEMIVOLATILES

Samples FWGBKGmw-016C-0517-GW, FWGBKGmw-021C-0522-GW, FWGBKGmw-018C-0519-GW, FWGBKGmw-006C-0511-GW, and FWGEQUIPRINSE4-0559-GW contained concentrations of target analyte(s) at a reportable level in the associated Method Blank that were flagged with "B". All target analytes in the Method Blank must be below the reporting limit (RL) or the associated samples must be ND with the exception of common laboratory contaminants.

Samples FWGBKGmw-016C-0517-GW, FWGBKGmw-021C-0522-GW, FWGBKGmw-018C-0519-GW, FWGBKGmw-006C-0511-GW, FWGEQUIPRINSE4-0559-GW, and the method blank associated with QC Batch 7286129 contain results between the MDL and the RL that were flagged with "J". There is a possibility of false positive or mis-identification at these quantitation levels. In analytical methods requiring confirmation of the analyte reported, confirmation was performed only down to the standard reporting limit (SRL). The acceptance criteria for QC samples may not be met at these quantitation levels.

The LCS associated with QC Batch 7286129 shows recoveries for Benzoic acid and Hexachlorocyclopentadiene outside laboratory stated limits. Both compounds are considered poor responders.

The LCS associated with QC Batch 7286129 shows recoveries for Atrazine outside laboratory stated limits and biased high. Atrazine is not a target compound for this project.

The matrix spike duplicate performed on FWGBKGmw-004C-0509-GW showed recovery for Hexachlorocyclopentadiene outside acceptance limits and biased low. Hexachlorocyclopentadien is considered a poor responder.

PESTICIDES-8081

The LCSs associated with QC Batches 7288039 and 7289038 are outside laboratory stated limits for Endosulfan I and biased low.

Samples FWGBKGmw-016C-0517-GW, FWGBKGmw-006C-0511-GW, FWGBKGmw-019C-0520-GW, and FWGBKGmw-020C-0521-GW contain results between the MDL and the RL that were flagged with "J". There is a possibility of false positive or mis-identification at these quantitation levels. In analytical methods requiring confirmation of the analyte reported, confirmation was performed only down to the standard reporting limit (SRL). The acceptance criteria for QC samples may not be met at these quantitation levels.

CASE NARRATIVE (continued)

POLYCHLORINATED BIPHENYLS-8082

The analytical results met the requirements of the laboratory's QA/QC program.

METALS

Samples FWGBKGmw-004C-0509-GF, FWGBKGmw-008C-0512-GF, FWGBKGmw-016C-0517-GF, FWGBKGmw-021C-0522-GF, FWGBKGmw-018C-0519-GF, FWGBKGmw-DUP5-0555-GF, FWGBKGmw-015C-0516-GF, FWGBKGmw-005C-0510-GF, FWGEQUIPRINSE4-0559-GW, FWGBKGmw-019C-0520-GF, FWGBKGmw-020C-0521-GF, and the method blank associated with QC Batch 7285016 contain results between the MDL and the RL that were flagged with "B". There is the possibility of false positive or mis-identification at these quantitation levels. The acceptance criteria for the ICB, CCB, and Method Blank are +/- the standard reporting limit (SRL).

Samples FWGBKGmw-004C-0509-GF, FWGBKGmw-008C-0512-GF, FWGBKGmw-016C-0517-GF, FWGBKGmw-021C-0522-GF, FWGBKGmw-018C-0519-GF, FWGBKGmw-DUP5-0555-GF, FWGBKGmw-006C-0511-GF, FWGBKGmw-015C-0516-GF, FWGBKGmw-005C-0510-GF, FWGEQUIPRINSE4-0559-GW, FWGBKGmw-019C-0520-GF, and FWGBKGmw-020C-0521-GF contained concentrations of target analyte(s) at a reportable level in the associated Method Blank that were flagged with "J". Refer to the sample report pages for the affected analyte(s).

The sample duplicate RPD was outside the acceptance limits for some analytes. The result is less than five times the reporting limit; therefore, no corrective action is required. Refer to the sample duplicate report for RPDS that exceed 20%.

The CCV associated with sample(s) FWGBKGmw-004C-0509-GW, FWGBKGmw-004C-0509-GF, FWGBKGmw-008C-0512-GW, FWGBKGmw-008C-0512-GF, FWGBKGmw-016C-0517-GW, FWGBKGmw-016C-0517-GF, FWGBKGmw-021C-0522-GW, FWGBKGmw-021C-0522-GF, FWGBKGmw-018C-0519-GW, FWGBKGmw-018C-0519-GF, FWGBKGmw-DUP5-0555-GW, FWGBKGmw-DUP5-0555-GF, FWGBKGmw-006C-0511-GW, FWGBKGmw-006C-0511-GF, FWGBKGmw-015C-0516-GF, FWGBKGmw-005C-0510-GW, FWGBKGmw-005C-0510-GF, FWGEQUIPRINSE4-0559-GW, FWGBKGmw-019C-0520-GW, FWGBKGmw-019C-0520-GF, FWGBKGmw-020C-0521-GW, FWGBKGmw-020C-0521-GF, and FWGBKGmw-015C-0516-GW was outside (high) method recovery limits for Beryllium. Since the samples were below the requested reporting limit, the data has been accepted.

CASE NARRATIVE (continued)

GENERAL CHEMISTRY

The sample(s) that contain results between the MDL and the RL were flagged with "B". There is the possibility of false positive or mis-identification at these quantitation levels. The acceptance criteria for the ICB, CCB, and Method Blank are +/- the standard reporting limit (SRL).

The matrix spike/matrix spike duplicate(s) for FWGBKGmw-004C-0509-GW had RPD's outside acceptance limits. However, since the associated method blank(s) and laboratory control sample(s) were in control, no corrective action was necessary.

CASE NARRATIVE

STL SACRAMENTO PROJECT NUMBER A7J110400

General Comments
The samples were received at 0-1 degrees C.

Following US EPA Region V guidelines, manual integrations were performed only when necessary and are in compliance with the laboratory's standard operating procedure. The reason(s) for manual integration have been documented on the affected chromatogram(s), which is/are provided in the raw data package. The raw data also includes the original chromatogram(s) prior to any manual integration being performed. The following samples and analytes required manual integration:

8330 MRL analyzed on 10/25/07 - PETN
8330M MRL analyzed on 11/04/07 - Nitroguanidine

WATER, 353.2, Nitrocellulose
Sample(s): 1, 3, 5, 8, 10, 12, 14, 18, 20, 21, 23, 25
The matrix spikes, which were performed on sample 1, have a low matrix spike duplicate recovery due to possible matrix interferences. Since the laboratory control sample met acceptance criteria, no corrective action was performed.

There were no other anomalies associated with this project.

QUALITY CONTROL ELEMENTS NARRATIVE

TestAmerica North Canton (formerly STL North Canton) conducts a quality assurance/quality control (QA/QC) program designed to provide scientifically valid and legally defensible data. Toward this end, several types of quality control indicators are incorporated into the QA/QC program, which is described in detail in QA Policy, QA-003. These indicators are introduced into the sample testing process to provide a mechanism for the assessment of the analytical data.

QC BATCH

Environmental samples are taken through the testing process in groups called QUALITY CONTROL BATCHES (QC batches). A QC batch contains up to twenty environmental samples of a similar matrix (water, soil) that are processed using the same reagents and standards. TestAmerica North Canton (formerly STL North Canton) requires that each environmental sample be associated with a QC batch.

Several quality control samples are included in each QC batch and are processed identically to the twenty environmental samples.

For SW846/RCRA methods, QC samples include a METHOD BLANK (MB), a LABORATORY CONTROL SAMPLE (LCS) and, where appropriate, a MATRIX SPIKE/MATRIX SPIKE DUPLICATE (MS/MSD) pair or a MATRIX SPIKE/SAMPLE DUPLICATE (MS/DU) pair. If there is insufficient sample to perform an MS/MSD or an MS/DU, then a LABORATORY CONTROL SAMPLE DUPLICATE (LCSD) is included in the QC batch.

For 600 series/CWA methods, QC samples include a METHOD BLANK (MB), a LABORATORY CONTROL SAMPLE (LCS) and, where appropriate, a MATRIX SPIKE (MS). An MS is prepared and analyzed at a 10% frequency for GC Methods and at a 5% frequency for GC/MS methods.

LABORATORY CONTROL SAMPLE

The Laboratory Control Sample is a QC sample that is created by adding known concentrations of a full or partial set of target analytes to a matrix similar to that of the environmental samples in the QC batch. Multi peak responders may not be included in the target spike list due to co-elution. The LCS analyte recovery results are used to monitor the analytical process and provide evidence that the laboratory is performing the method within acceptable guidelines. All control analytes indicated by a bold type in the LCS must meet acceptance criteria. Failure to meet the established recovery guidelines requires the repreparation and reanalysis of all samples in the QC batch. Comparison of only the failed parameters from the first batch are evaluated. The only exception to the rework requirement is that if the LCS recoveries are biased high and the associated sample is ND (non-detected) for the parameter(s) of interest, the batch is acceptable.

At times, a Laboratory Control Sample Duplicate (LCSD) is also included in the QC batch. An LCSD is a QC sample that is created and handled identically to the LCS. Analyte recovery data from the LCSD is assessed in the same way as that of the LCS. The LCSD recoveries, together with the LCS recoveries, are used to determine the reproducibility (precision) of the analytical system. Precision data are expressed as relative percent differences (RPDs). If the RPD fails for an LCS/LCSD and yet the recoveries are within acceptance criteria, the batch is still acceptable.

METHOD BLANK

The Method Blank is a QC sample consisting of all the reagents used in analyzing the environmental samples contained in the QC batch. Method Blank results are used to determine if interference or contamination in the analytical system could lead to the reporting of false positive data or elevated analyte concentrations. All target analytes must be below the reporting limits (RL) or the associated sample(s) must be ND except under the following circumstances:

- Common organic contaminants may be present at concentrations up to 5 times the reporting limits. Common metals contaminants may be present at concentrations up to 2 times the reporting limit, or the reported blank concentration must be twenty fold less than the concentration reported in the associated environmental samples. (See common laboratory contaminants listed in the table.)

Volatile (GC or GC/MS)	Semivolatile (GC/MS)	Metals ICP-MS	Metals ICP Trace
Methylene Chloride, Acetone, 2-Butanone	Phthalate Esters	Copper, Iron, Zinc, Lead, Calcium, Magnesium, Potassium, Sodium, Barium, Chromium, Manganese	Copper, Iron, Zinc, Lead

QUALITY CONTROL ELEMENTS NARRATIVE (continued)

- Organic blanks will be accepted if compounds detected in the blank are present in the associated samples at levels 10 times the blank level. Inorganic blanks will be accepted if elements detected in the blank are present in the associated samples at 20 times the blank level.

- Blanks will be accepted if the compounds/elements detected are not present in any of the associated environmental samples.

Failure to meet these Method Blank criteria requires the repreparation and reanalysis of all samples in the QC batch.

MATRIX SPIKE/MATRIX SPIKE DUPLICATE

A Matrix Spike and a Matrix Spike Duplicate are a pair of environmental samples to which known concentrations of a full or partial set of target analytes are added. The MS/MSD results are determined in the same manner as the results of the environmental sample used to prepare the MS/MSD. The analyte recoveries and the relative percent differences (RPDs) of the recoveries are calculated and used to evaluate the effect of the sample matrix on the analytical results. Due to the potential variability of the matrix of each sample, the MS/MSD results may not have an immediate bearing on any samples except the one spiked; therefore, the associated batch MS/MSD may not reflect the same compounds as the samples contained in the analytical report. When these MS/MSD results fail to meet acceptance criteria, the data is evaluated. If the LCS is within acceptance criteria, the batch is considered acceptable.

For certain methods, a Matrix Spike/Sample Duplicate (MS/DU) may be included in the QC batch in place of the MS/MSD. For the parameters (i.e. pH, ignitability) where it is not possible to prepare a spiked sample, a Sample Duplicate may be included in the QC batch. However, a Sample Duplicate is less likely to provide usable precision statistics depending on the likelihood of finding concentrations below the standard reporting limit. When the Sample Duplicate result fails to meet acceptance criteria, the data is evaluated.

For certain methods (600 series methods/CWA), a Matrix Spike is required in place of a Matrix Spike/Matrix Spike Duplicate (MS/MSD) or Matrix Spike/Sample Duplicate (MS/DU).

The acceptance criteria do not apply to samples that are diluted.

SURROGATE COMPOUNDS

In addition to these batch-related QC indicators, each organic environmental and QC sample is spiked with surrogate compounds. Surrogates are organic chemicals that behave similarly to the analytes of interest and that are rarely present in the environment. Surrogate recoveries are used to monitor the individual performance of a sample in the analytical system.

If surrogate recoveries are biased high in the LCS, LCSD, or the Method Blank, and the associated sample(s) are ND, the batch is acceptable. Otherwise, if the LCS, LCSD, or Method Blank surrogate(s) fail to meet recovery criteria, the entire sample batch is reprepared and reanalyzed. If the surrogate recoveries are outside criteria for environmental samples, the samples will be reprepared and reanalyzed unless there is objective evidence of matrix interference or if the sample dilution is greater than the threshold outlined in the associated method SOP.

The acceptance criteria do not apply to samples that are diluted. All other surrogate recoveries will be reported.

For the GC/MS BNA methods, the surrogate criterion is that two of the three surrogates for each fraction must meet acceptance criteria. The third surrogate must have a recovery of ten percent or greater.

For the Pesticide and PCB methods, the surrogate criterion is that one of two surrogate compounds must meet acceptance criteria. The second surrogate must have a recovery of 10% or greater.

TestAmerica North Canton (formerly STL North Canton)Certifications and Approvals:

California (#01144CA), Connecticut (#PH-0590), Florida (#E87225),
Illinois (#200004), Kansas (#E10336), Minnesota (#39-999-348), New Jersey (#OH001), New York (#10975), OhioVAP (#CL0024), West Virginia (#210), Wisconsin (#999518190),NAVY, ARMY, USDA Soil Permit,

QUALITY CONTROL ELEMENTS NARRATIVE

TestAmerica North Canton (formerly STL North Canton) conducts a quality assurance/quality control (QA/QC) program designed to provide scientifically valid and legally defensible data. Toward this end, several types of quality control indicators are incorporated into the QA/QC program, which is described in detail in QA Policy, QA-003. These indicators are introduced into the sample testing process to provide a mechanism for the assessment of the analytical data.

QC BATCH

Environmental samples are taken through the testing process in groups called QUALITY CONTROL BATCHES (QC batches). A QC batch contains up to twenty environmental samples of a similar matrix (water, soil) that are processed using the same reagents and standards. TestAmerica North Canton (formerly STL North Canton) requires that each environmental sample be associated with a QC batch.

Several quality control samples are included in each QC batch and are processed identically to the twenty environmental samples.

For SW846/RCRA methods, QC samples include a METHOD BLANK (MB), a LABORATORY CONTROL SAMPLE (LCS) and, where appropriate, a MATRIX SPIKE/MATRIX SPIKE DUPLICATE (MS/MSD) pair or a MATRIX SPIKE/SAMPLE DUPLICATE (MS/DU) pair. If there is insufficient sample to perform an MS/MSD or an MS/DU, then a LABORATORY CONTROL SAMPLE DUPLICATE (LCSD) is included in the QC batch.

For 600 series/CWA methods, QC samples include a METHOD BLANK (MB), a LABORATORY CONTROL SAMPLE (LCS) and, where appropriate, a MATRIX SPIKE (MS). An MS is prepared and analyzed at a 10% frequency for GC Methods and at a 5% frequency for GC/MS methods.

LABORATORY CONTROL SAMPLE

The Laboratory Control Sample is a QC sample that is created by adding known concentrations of a full or partial set of target analytes to a matrix similar to that of the environmental samples in the QC batch. Multi peak responders may not be included in the target spike list due to co-elution. The LCS analyte recovery results are used to monitor the analytical process and provide evidence that the laboratory is performing the method within acceptable guidelines. All control analytes indicated by a bold type in the LCS must meet acceptance criteria. Failure to meet the established recovery guidelines requires the repreparation and reanalysis of all samples in the QC batch. Comparison of only the failed parameters from the first batch are evaluated. The only exception to the rework requirement is that if the LCS recoveries are biased high and the associated sample is ND (non-detected) for the parameter(s) of interest, the batch is acceptable.

At times, a Laboratory Control Sample Duplicate (LCSD) is also included in the QC batch. An LCSD is a QC sample that is created and handled identically to the LCS. Analyte recovery data from the LCSD is assessed in the same way as that of the LCS. The LCSD recoveries, together with the LCS recoveries, are used to determine the reproducibility (precision) of the analytical system. Precision data are expressed as relative percent differences (RPDs). If the RPD fails for an LCS/LCSD and yet the recoveries are within acceptance criteria, the batch is still acceptable.

METHOD BLANK

The Method Blank is a QC sample consisting of all the reagents used in analyzing the environmental samples contained in the QC batch. Method Blank results are used to determine if interference or contamination in the analytical system could lead to the reporting of false positive data or elevated analyte concentrations. All target analytes must be below the reporting limits (RL) or the associated sample(s) must be ND except under the following circumstances:

- Common organic contaminants may be present at concentrations up to 5 times the reporting limits. Common metals contaminants may be present at concentrations up to 2 times the reporting limit, or the reported blank concentration must be twenty fold less than the concentration reported in the associated environmental samples. (See common laboratory contaminants listed in the table.)

Volatile (GC or GC/MS)	Semivolatile (GC/MS)	Metals ICP-MS	Metals ICP Trace
Methylene Chloride, Acetone, 2-Butanone	Phthalate Esters	Copper, Iron, Zinc, Lead, Calcium, Magnesium, Potassium, Sodium, Barium, Chromium, Manganese	Copper, Iron, Zinc, Lead

QUALITY CONTROL ELEMENTS NARRATIVE (continued)

- Organic blanks will be accepted if compounds detected in the blank are present in the associated samples at levels 10 times the blank level. Inorganic blanks will be accepted if elements detected in the blank are present in the associated samples at 20 times the blank level.

- Blanks will be accepted if the compounds/elements detected are not present in any of the associated environmental samples.

Failure to meet these Method Blank criteria requires the repreparation and reanalysis of all samples in the QC batch.

MATRIX SPIKE/MATRIX SPIKE DUPLICATE

A Matrix Spike and a Matrix Spike Duplicate are a pair of environmental samples to which known concentrations of a full or partial set of target analytes are added. The MS/MSD results are determined in the same manner as the results of the environmental sample used to prepare the MS/MSD. The analyte recoveries and the relative percent differences (RPDs) of the recoveries are calculated and used to evaluate the effect of the sample matrix on the analytical results. Due to the potential variability of the matrix of each sample, the MS/MSD results may not have an immediate bearing on any samples except the one spiked; therefore, the associated batch MS/MSD may not reflect the same compounds as the samples contained in the analytical report. When these MS/MSD results fail to meet acceptance criteria, the data is evaluated. If the LCS is within acceptance criteria, the batch is considered acceptable.

For certain methods, a Matrix Spike/Sample Duplicate (MS/DU) may be included in the QC batch in place of the MS/MSD. For the parameters (i.e. pH, ignitability) where it is not possible to prepare a spiked sample, a Sample Duplicate may be included in the QC batch. However, a Sample Duplicate is less likely to provide usable precision statistics depending on the likelihood of finding concentrations below the standard reporting limit. When the Sample Duplicate result fails to meet acceptance criteria, the data is evaluated.

For certain methods (600 series methods/CWA), a Matrix Spike is required in place of a Matrix Spike/Matrix Spike Duplicate (MS/MSD) or Matrix Spike/Sample Duplicate (MS/DU).

The acceptance criteria do not apply to samples that are diluted.

SURROGATE COMPOUNDS

In addition to these batch-related QC indicators, each organic environmental and QC sample is spiked with surrogate compounds. Surrogates are organic chemicals that behave similarly to the analytes of interest and that are rarely present in the environment. Surrogate recoveries are used to monitor the individual performance of a sample in the analytical system.

If surrogate recoveries are biased high in the LCS, LCSD, or the Method Blank, and the associated sample(s) are ND, the batch is acceptable. Otherwise, if the LCS, LCSD, or Method Blank surrogate(s) fail to meet recovery criteria, the entire sample batch is reprepared and reanalyzed. If the surrogate recoveries are outside criteria for environmental samples, the samples will be reprepared and reanalyzed unless there is objective evidence of matrix interference or if the sample dilution is greater than the threshold outlined in the associated method SOP.

The acceptance criteria do not apply to samples that are diluted. All other surrogate recoveries will be reported.

For the GC/MS BNA methods, the surrogate criterion is that two of the three surrogates for each fraction must meet acceptance criteria. The third surrogate must have a recovery of ten percent or greater.

For the Pesticide and PCB methods, the surrogate criterion is that one of two surrogate compounds must meet acceptance criteria. The second surrogate must have a recovery of 10% or greater.

SAMPLE SUMMARY

A7J110400

WO #	SAMPLE#	CLIENT SAMPLE ID	SAMPLED DATE	SAMP TIME
J8RHF	001	FWGBKGmw-004C-0509-GW	10/11/07	09:10
J8RHP	002	FWGBKGmw-004C-0509-GF	10/11/07	09:10
J8RHR	003	FWGBKGmw-008C-0512-GW	10/11/07	11:15
J8RHT	004	FWGBKGmw-008C-0512-GF	10/11/07	11:15
J8RHV	005	FWGBKGmw-016C-0517-GW	10/11/07	13:00
J8RHW	006	FWGBKGmw-016C-0517-GF	10/11/07	13:00
J8RHX	007	FWGTEAM2-TRIP	10/11/07	08:00
J8RH0	008	FWGBKGmw-021C-0522-GW	10/11/07	09:30
J8RH1	009	FWGBKGmw-021C-0522-GF	10/11/07	09:30
J8RH2	010	FWGBKGmw-018C-0519-GW	10/11/07	11:25
J8RH3	011	FWGBKGmw-018C-0519-GF	10/11/07	11:25
J8RH4	012	FWGBKGmw-DUP5-0555-GW	10/11/07	11:25
J8RH5	013	FWGBKGmw-DUP5-0555-GF	10/11/07	11:25
J8RH6	014	FWGBKGmw-006C-0511-GW	10/11/07	13:50
J8RH7	015	FWGBKGmw-006C-0511-GF	10/11/07	13:50
J8RH8	016	FWGTEAM1-TRIP	10/11/07	08:00
J8RH9	017	FWGBKGmw-015C-0516-GF	10/11/07	08:45
J8RJA	018	FWGBKGmw-005C-0510-GW	10/11/07	10:00
J8RJC	019	FWGBKGmw-005C-0510-GF	10/11/07	10:00
J8RJE	020	FWGEQUIPRINSE4-0559-GW	10/11/07	10:45
J8RJF	021	FWGBKGmw-019C-0520-GW	10/11/07	11:55
J8RJG	022	FWGBKGmw-019C-0520-GF	10/11/07	11:55
J8RJH	023	FWGBKGmw-020C-0521-GW	10/11/07	13:15
J8RJJ	024	FWGBKGmw-020C-0521-GF	10/11/07	13:15
J8RJK	025	FWGBKGmw-015C-0516-GW	10/10/07	16:30
J8RJL	026	FWGTEAM3-TRIP	10/10/07	15:30

NOTE(S):

- The analytical results of the samples listed above are presented on the following pages.
- All calculations are performed before rounding to avoid round-off errors in calculated results.
- Results noted as "ND" were not detected at or above the stated limit.
- This report must not be reproduced, except in full, without the written approval of the laboratory.
- Results for the following parameters are never reported on a dry weight basis: color, corrosivity, density, flashpoint, ignitability, layers, odor, paint filter test, pH, porosity pressure, reactivity, redox potential, specific gravity, spot tests, solids, solubility, temperature, viscosity, and weight.

Chain of Custody Record

formerly SEVERN TRENT STL / Test America

Severn Trent Laboratories, Inc.

STL-4124 (0901)

Client: EQM	Project Manager: John Miller	Date: 10-11-07	Chain of Custody Number: 117220
Address: 1800 Carillon Blvd	Telephone Number (Area Code)/Fax Number: 5138257500 fax 7495	Lab Number: 330479896	Page 1 of 1
City: Cincinnati / State: OH / Zip Code: 45240	Site Contact: E Corbin	Lab Contact: M Loeb	
Project Name and Location (State): RVAAP (OH) PN#30240.0006	Carrier/Waybill Number: lab pick up		
Contract/Purchase Order/Quote No.			

Sample I.D. No. and Description (Containers for each sample may be combined on one line)	Date	Time	Matrix: Air	Aqueous	Sed.	Soil	Containers & Preservatives: Unpres.	H2SO4	HNO3	HCl	NaOH	ZnAc/NaOH	Analysis: VOC 8260	SVOC 8270	6010 8330	Pest 8081	PCB 8082	Cyanide	Propellants	Perchlorate	Metals 6010/6020/7470	Special Instructions/ Conditions of Receipt (Cooler ID #s)
FWGBKGmw-004C-0509-GW	10-11-07	0910		X			27			9	3		X	X	X	X	X	X	X			MS/MSD 411,412,413
FWGBKGMW-004C-0509-GF	10-11-07	0910		X			3		3											X	X	MS/MSD 411,412,413
FWGBKGmw-008C-05 -GW	10-11-07	1115		X			9			3	1		X	X	X	X	X	X	X			414
FWGBKGmw-008C-05 -GF	10-11-07	1115		X			1		1											X	X	414
FWGBKGmw-016C-05 -GW	10-11-07	1300		X			9			3	1		X	X	X	X	X	X	X			415
FWGBKGMW-016C-05 -GF	10-11-07	1300		X			1		1											X	X	415
FWGTeam2-Trip	10-11-07	0800		X						2			X									415

Courtesy Ice

Possible Hazard Identification: [X] Non-Hazard [ ] Flammable [ ] Skin Irritant [ ] Poison B [ ] Unknown

Sample Disposal: [ ] Return To Client [X] Disposal By Lab [ ] Archive For ____ Months (A fee may be assessed if samples are retained longer than 1 month)

Turn Around Time Required: [ ] 24 Hours [ ] 48 Hours [ ] 7 Days [ ] 14 Days [X] 21 Days [ ] Other Person

QC Requirements (Specify): Metals/Perchlorates are field filtered

	Date	Time		Date	Time
1. Relinquished By	10-11-07	1740	1. Received By: Rich Robison	10-11-07	1740
2. Relinquished By: Rich Robison	10-11-07	1850	2. Received By	10/11/07	1850
3. Relinquished By			3. Received By		

Comments: Temps may not meet requirements if sample collection is late in the day close to lab pick up

Cooler ID#s 411,412,413,414,415 Averages in 415

DISTRIBUTION: WHITE - Returned to Client with Report; CANARY - Stays with the Sample; PINK - Field Copy

TestAmerica North Canton

Chain of Custody Record

formerly SEVERN TRENT STL / TestAmerica

Severn Trent Laboratories, Inc.

STL-4124 (0901)

Client: EQM	Project Manager: John Miller	Date:	Chain of Custody Number: 117221
Address: 1800 Carillon Blvd	Telephone Number (Area Code)/Fax Number: 513 825 7500 fax 7495	Lab Number: 330497939G	Page ____ of ____
City: Cincinnati / State: OH / Zip Code: 45240	Site Contact: E Corbin	Lab Contact: M Loeb	
Project Name and Location (State): RVAAP (OH) PN#30240.0006	Carrier/Waybill Number: Lab pick up		
Contract/Purchase Order/Quote No.			

Sample I.D. No. and Description (Containers for each sample may be combined on one line)	Date	Time	Matrix: Air	Aqueous	Sed.	Soil	Containers & Preservatives: Unpres.	H2SO4	HNO3	HCl	NaOH	ZnAc/NaOH	Analysis: VOC 8260	SVOC 8270	Explo 8330	Pest 8081	PCB 8082	Cyanide	Propellants	Perchlorates	Metals 6010/7470	Special Instructions/ Conditions of Receipt
FWGBKGmw-021C-0522-GW	10/11/07	09:30		X			6			3	1		X									Minimum Volume #421
FWGBKGmw-021C-0522-GF	10/11/07	09:30		X			1		1													#421
FWGBKGmw-018C-0519-GW	10/11/07	11:25		X			9			3	1		X	X	X	X	X	X	X			#423
FWGBKGmw-018C-0519-GF	10/11/07	11:25		X			1		1											X	X	#423
FWGBKGmw-DUP5-0555-GW	10/11/07	11:25		X			9			3	1		X	X	X	X	X	X	X			#424
FWGBKGmw-DUP5-0555-GF	10/11/07	11:25		X			1		1											X	X	#424
FWGBKGmw-006C-0511-GW	10/11/07	13:50		X			9			3	1		X	X	X	X	X	X	X			#422
FWGBKGmw-006C-0511-GF	10/11/07	13:50		X			1		1											X	X	#422
FWG Team1-Trip	10/11/07	08:00		X						2			X									
							EC 10/11/07															

Possible Hazard Identification: [X] Non-Hazard [ ] Flammable [ ] Skin Irritant [ ] Poison B [ ] Unknown

Sample Disposal: [ ] Return To Client [X] Disposal By Lab [ ] Archive For ____ Months (A fee may be assessed if samples are retained longer than 1 month)

Turn Around Time Required: [ ] 24 Hours [ ] 48 Hours [ ] 7 Days [ ] 14 Days [X] 21 Days [ ] Other Per SON

QC Requirements (Specify): Metals & Perchlorates are field-filtered

	Date	Time		Date	Time
1. Relinquished By	10/11/07	1740	1. Received By	10-11-07	1740
2. Relinquished By	10-11-07	1850	2. Received By	10/11/07	1850
3. Relinquished By			3. Received By		

Comments: Temps may not meet requirements if sample collection is late in the day close to lab pick up

All VOC's in cooler #421

Cooler ID#s #421 423 424 422

DISTRIBUTION: WHITE - Returned to Client with Report; CANARY - Stays with the Sample; PINK - Field Copy

TestAmerica North Canton

Chain of Custody Record

formerly SEVERN TRENT **STL** / TestAmerica

Severn Trent Laboratories, Inc.

STL-4124 (0901)

Client: EQM	Project Manager: John Miller	Date: 10-11-07	Chain of Custody Number: 117219
Address: 1800 Carillon Blvd	Telephone Number (Area Code)/Fax Number: 5136251500 FAX 7495	Lab Number: 330497939 16	Page 1 of
City: Cincinnati / State: OH / Zip Code: 45240	Site Contact: E Corbin	Lab Contact: M Loeb	
Project Name and Location (State): RVAAP (OH) PM#30240.0006	Carrier/Waybill Number: Lab pickup		
Contract/Purchase Order/Quote No.			

Sample I.D. No. and Description (Containers for each sample may be combined on one line)	Date	Time	Matrix: Air	Aqueous	Sed.	Soil	Containers & Preservatives: Unpres.	H2SO4	HNO3	HCl	NaOH	ZnAc/NaOH	VOC 8260	SVOC 8270	PAH 8310	Pest 8081	PCB 8082	Cyanide	Perchlorate	Metals 6010/7470	Special Instructions/ Conditions of Receipt
FWGBKG MW-015C-0516-GF	10-11-07	0845		X			1		1										X	X	417
FWGBKG MW-005C-0510-GW		1000		X			9			3	1		X	X	X	X	X	X			419
FWGBKG MW-005C-0510-GF		1000		X			1		1										X	X	419
FWGEQUIPRINSE4-0559-GW		1045		X			10		1	3	1		X	X	X	X	X	X	X	X	UNFILTERED 416
FWGBKGMW-019C-0520-~~GF~~ GW		1155		X			9			3	1		X	X	X	X	X	X			420
FWGBKGMW-019C-0520-GF		1155		X			1		1										X	X	420
FWGBKGMW-020C-0521-GW		1315		X			9			3	1		X	X	X	X	X	X			418
FWGBKGMW-020C-0521-GF		1315		X			1		1										X	X	418
FWGBKGMW-015C-0516-GW	10-10-07	1630		X			6			3	1		X	X	X	X	X	X	X		minimum volume 417
FWGTEAM3-TRIP	~~10-10-07~~ 10-10-07	1530		X						2			X							V	417

Possible Hazard Identification: [X] Non-Hazard [ ] Flammable [ ] Skin Irritant [ ] Poison B [ ] Unknown

Sample Disposal: [ ] Return To Client [X] Disposal By Lab [ ] Archive For ____ Months (A fee may be assessed if samples are retained longer than 1 month)

Turn Around Time Required: [ ] 24 Hours [ ] 48 Hours [ ] 7 Days [ ] 14 Days [X] 21 Days [ ] Other Per SOW

QC Requirements (Specify): Metals + Perchlorates are field filtered except Rinsate

	Date	Time		Date	Time
1. Relinquished By	10/10/07	1740	1. Received By: Fed Ex	10-11-07	1740
2. Relinquished By: FedEx	10-11-07	1850	2. Received By	10/11/07	1850
3. Relinquished By			3. Received By		

Comments: Temps may not meet requirements if sample collection is late in the day close to lab pickup

Cooler ID#s 416, 417, 418, 419, 420 All vols in 417

DISTRIBUTION: WHITE - Returned to Client with Report; CANARY - Stays with the Sample; PINK - Field Copy

TestAmerica North Canton

TestAmerica Cooler Receipt Form/Narrative — Lot Number: A7J110400
North Canton Facility

Client: E&M Project: Quote#:
Cooler Received on: 10/11/07 Opened on: 10/11/07 By: (Signature)
Fedx ☐ Client Drop Off ☐ UPS ☐ DHL ☐ FAS ☐ TestAmerica Courier ☒
Stetson ☐ US Cargo ☐ Other:
TestAmerica Cooler No# See Attached Foam Box ☐ Client Cooler ☐ Other

1. Were custody seals on the outside of the cooler? Yes ☒ No ☐ Intact? Yes ☒ No ☐ NA ☐
   If YES, Quantity 14
   Were the custody seals signed and dated? Yes ☒ No ☐ NA ☐
2. Shipper's packing slip attached to this form? Yes ☐ No ☐ NA ☒
3. Did custody papers accompany the samples? Yes ☒ No ☐ Relinquished by client? Yes ☒ No ☐
4. Did you sign the custody papers in the appropriate place? Yes ☒ No ☐
5. Packing material used: Bubble Wrap ☒ Foam ☐ None ☐ Other :
6. Cooler temperature upon receipt ____ °C ~~(see back of form for multiple coolers/temp)~~ See Attached

METHOD: IR ☒ Other ☐
COOLANT: Wet Ice ☒ Blue Ice ☐ Dry Ice ☐ Water ☐ None ☐

7. Did all bottles arrive in good condition (Unbroken)? Yes ☒ No ☐
8. Could all bottle labels and/or tags be reconciled with the COC? Yes ☐ No ☒
9. Were samples at the correct pH upon receipt? Yes ☒ No ☐ NA ☐
10. Were correct bottles used for the tests indicated? Yes ☒ No ☐
11. Were air bubbles >6 mm in any VOA vials? Yes ☐ No ☒ NA ☐
12. Sufficient quantity received to perform indicated analyses? Yes ☒ No ☐
13. Was a Trip Blank present in the cooler? Yes ☒ No ☐ Were VOAs on the COC? Yes ☒ No ☐

Contacted PM _____ Date: _____ by: _____ via Voice Mail ☐ Verbal ☐ Other ☐
Concerning: _____

1. CHAIN OF CUSTODY

The following discrepancies occurred:
COC ID = FWGBKG mw-021C-0522-GW & GF tekm on 10/11/07 @ time 0930
Label ID = FWGBKG mw-021C-0423-GW on 3xL & 3x40 tekm on 10/11/07 @ time 0930. Will log ID per COC. All sample volume arrived in cooler #421.
COC tests are not completely filled out for sample FWGBKG mw-021C-0522-GW. Will log for VOC, SVOC, Explos, Pest, PCB, Cyanide, & Propellants per OVER

2. SAMPLE CONDITION

Sample(s) _____ were received after the recommended holding time had expired.
Sample(s) _____ were received in a broken container.

3. SAMPLE PRESERVATION

Sample(s) _____ were further preserved in sample receiving to meet recommended pH level(s). *Nitric Acid Lot #042607-HNO3 - Sulfuric Acid Lot # 092006-H2SO4; Sodium Hydroxide Lot # 122805 -NaOH; Hydrochloric Acid Lot # 092006-HCl; Sodium Hydroxide and Zinc Acetate Lot # 050205-CH3COO2ZN/NaOH*
Sample(s) _____ were received with bubble > 6 mm in diameter (cc: PM)

4. Other (see below or back)

Client ID	pH	Date	Initials
SD9-GW	>12	10/12/07	JW
SD9-GF	<2		
S12-GW	>12		
S12-GF	<2		
S17-GW	>12		
S17-GF	<2		
S22-GW	>12		
S22-GF	<2		
S19-GW	>12		
S19-GF	<2		

TestAmerica North Canton Multiple Cooler Form

Lot No. A2J 110400

Cooler	Temp °C	Method	Coolant	Comments
416	5.0	IR	Ice	
420	2.4			
417	2.8			
424	2.7			
419	2.0			
418	4.4			
421	1.8			
422	2.8			
414	2.1			
423	3.4			
415	2.6			
411	3.7			
412	2.6			
413	1.9			

N:\QAQC\LAB_FORM\TestAmerica North Canton Multiple Cooler Form.doc
Revision 1, 06/18/07 JSE

TestAmerica Cooler Receipt Form/Narrative
North Canton Facility

Client ID	pH	Date	Initials
DUP5-555-GW	>12	10/11/07	gw
DUP5-555-GF	<2		
511-GW	>12		
511-GF	<2		
516-GF	<2		
510-GW	>12		
559-GW	<2 >12		
520-GW	>12		
520-GF	<2		
521-GW	>12		
521-GF	<2		
516-GW	>12		

Cooler	Temp °C	Method	Coolant

Discrepancies Cont'd

bottle labels.
IDs also not completely filled out on COC # 117220.
Will log IDs of FWGBKGmw-008C-0512-GW+GF
FWGBKGmw-016C-0517-GW+GF per labels.

GCMS VOLATILE DATA

Environmental Quality Mgt., Inc.

Client Sample ID: FWGBKGmw-004C-0509-GW

GC/MS Volatiles

Lot-Sample #...: A7J110400-001 **Work Order #...:** J8RHF1AA **Matrix.....:** WG
Date Sampled...: 10/11/07 09:10 **Date Received..:** 10/11/07
Prep Date.....: 10/18/07 **Analysis Date..:** 10/18/07
Prep Batch #...: 7292121
Dilution Factor: 1 **Initial Wgt/Vol:** 5 mL **Final Wgt/Vol..:** 5 mL
Method.....: SW846 8260B

PARAMETER	RESULT	REPORTING LIMIT	UNITS	MDL
Bromochloromethane	ND	1.0	ug/L	0.29
1,2-Dibromoethane	ND	1.0	ug/L	0.24
o-Xylene	ND	1.0	ug/L	0.14
m-Xylene & p-Xylene	ND	2.0	ug/L	0.24
cis-1,2-Dichloroethene	ND	1.0	ug/L	0.17
trans-1,2-Dichloroethene	ND	1.0	ug/L	0.19
Chloromethane	ND	1.0	ug/L	0.30
Bromomethane	ND	1.0	ug/L	0.41
Vinyl chloride	ND	1.0	ug/L	0.22
Chloroethane	ND	1.0	ug/L	0.29
Methylene chloride	ND	2.0	ug/L	0.33
Acetone	ND	10	ug/L	1.1
Carbon disulfide	ND	1.0	ug/L	0.13
1,1-Dichloroethene	ND	1.0	ug/L	0.19
1,1-Dichloroethane	ND	1.0	ug/L	0.15
1,2-Dichloroethene (total)	ND	1.0	ug/L	0.34
Chloroform	ND	1.0	ug/L	0.16
1,2-Dichloroethane	ND	1.0	ug/L	0.22
2-Butanone	ND	10	ug/L	0.57
1,1,1-Trichloroethane	ND	1.0	ug/L	0.22
Carbon tetrachloride	ND	1.0	ug/L	0.13
Bromodichloromethane	ND	1.0	ug/L	0.15
1,2-Dichloropropane	ND	1.0	ug/L	0.18
cis-1,3-Dichloropropene	ND	1.0	ug/L	0.14
Trichloroethene	ND	1.0	ug/L	0.17
Dibromochloromethane	ND	1.0	ug/L	0.18
1,1,2-Trichloroethane	ND	1.0	ug/L	0.27
Benzene	ND	1.0	ug/L	0.13
trans-1,3-Dichloropropene	ND	1.0	ug/L	0.19
Bromoform	ND	1.0	ug/L	0.64
4-Methyl-2-pentanone	ND	10	ug/L	0.32
2-Hexanone	ND	10	ug/L	0.41
Tetrachloroethene	ND	1.0	ug/L	0.29
1,1,2,2-Tetrachloroethane	ND	1.0	ug/L	0.18
Toluene	ND	1.0	ug/L	0.13
Chlorobenzene	ND	1.0	ug/L	0.15
Ethylbenzene	ND	1.0	ug/L	0.17

(Continued on next page)

Environmental Quality Mgt., Inc.

Client Sample ID: FWGBKGmw-004C-0509-GW

GC/MS Volatiles

Lot-Sample #...: A7J110400-001 **Work Order #...:** J8RHF1AA **Matrix.....:** WG

PARAMETER	RESULT	REPORTING LIMIT	UNITS	MDL
Styrene	ND	1.0	ug/L	0.11
Xylenes (total)	ND	2.0	ug/L	0.28

SURROGATE	PERCENT RECOVERY	RECOVERY LIMITS
Dibromofluoromethane	89	(50 - 150)
1,2-Dichloroethane-d4	84	(50 - 150)
Toluene-d8	87	(50 - 150)
4-Bromofluorobenzene	88	(50 - 150)

Environmental Quality Mgt., Inc.

Client Sample ID: FWGBKGmw-008C-0512-GW

GC/MS Volatiles

Lot-Sample #...: A7J110400-003 **Work Order #...:** J8RHR1AC **Matrix.....:** WG
Date Sampled...: 10/11/07 11:15 **Date Received..:** 10/11/07
Prep Date.....: 10/18/07 **Analysis Date..:** 10/18/07
Prep Batch #...: 7292121
Dilution Factor: 1 **Initial Wgt/Vol:** 5 mL **Final Wgt/Vol..:** 5 mL
Method.....: SW846 8260B

PARAMETER	RESULT	REPORTING LIMIT	UNITS	MDL
Bromochloromethane	ND	1.0	ug/L	0.29
1,2-Dibromoethane	ND	1.0	ug/L	0.24
o-Xylene	ND	1.0	ug/L	0.14
m-Xylene & p-Xylene	ND	2.0	ug/L	0.24
cis-1,2-Dichloroethene	ND	1.0	ug/L	0.17
trans-1,2-Dichloroethene	ND	1.0	ug/L	0.19
Chloromethane	ND	1.0	ug/L	0.30
Bromomethane	ND	1.0	ug/L	0.41
Vinyl chloride	ND	1.0	ug/L	0.22
Chloroethane	ND	1.0	ug/L	0.29
Methylene chloride	ND	2.0	ug/L	0.33
Acetone	ND	10	ug/L	1.1
Carbon disulfide	ND	1.0	ug/L	0.13
1,1-Dichloroethene	ND	1.0	ug/L	0.19
1,1-Dichloroethane	ND	1.0	ug/L	0.15
1,2-Dichloroethene (total)	ND	1.0	ug/L	0.34
Chloroform	ND	1.0	ug/L	0.16
1,2-Dichloroethane	ND	1.0	ug/L	0.22
2-Butanone	ND	10	ug/L	0.57
1,1,1-Trichloroethane	ND	1.0	ug/L	0.22
Carbon tetrachloride	ND	1.0	ug/L	0.13
Bromodichloromethane	ND	1.0	ug/L	0.15
1,2-Dichloropropane	ND	1.0	ug/L	0.18
cis-1,3-Dichloropropene	ND	1.0	ug/L	0.14
Trichloroethene	ND	1.0	ug/L	0.17
Dibromochloromethane	ND	1.0	ug/L	0.18
1,1,2-Trichloroethane	ND	1.0	ug/L	0.27
Benzene	ND	1.0	ug/L	0.13
trans-1,3-Dichloropropene	ND	1.0	ug/L	0.19
Bromoform	ND	1.0	ug/L	0.64
4-Methyl-2-pentanone	ND	10	ug/L	0.32
2-Hexanone	ND	10	ug/L	0.41
Tetrachloroethene	ND	1.0	ug/L	0.29
1,1,2,2-Tetrachloroethane	ND	1.0	ug/L	0.18
Toluene	ND	1.0	ug/L	0.13
Chlorobenzene	ND	1.0	ug/L	0.15
Ethylbenzene	ND	1.0	ug/L	0.17

(Continued on next page)

Environmental Quality Mgt., Inc.

Client Sample ID: FWGBKGmw-008C-0512-GW

GC/MS Volatiles

Lot-Sample #...: A7J110400-003 **Work Order #...:** J8RHR1AC **Matrix.....:** WG

PARAMETER	RESULT	REPORTING LIMIT	UNITS	MDL
Styrene	ND	1.0	ug/L	0.11
Xylenes (total)	ND	2.0	ug/L	0.28

SURROGATE	PERCENT RECOVERY	RECOVERY LIMITS
Dibromofluoromethane	90	(50 - 150)
1,2-Dichloroethane-d4	87	(50 - 150)
Toluene-d8	86	(50 - 150)
4-Bromofluorobenzene	88	(50 - 150)

Environmental Quality Mgt., Inc.

Client Sample ID: FWGBKGmw-016C-0517-GW

GC/MS Volatiles

Lot-Sample #...: A7J110400-005 **Work Order #...:** J8RHV1AC **Matrix.....:** WG
Date Sampled...: 10/11/07 13:00 **Date Received..:** 10/11/07
Prep Date.....: 10/18/07 **Analysis Date..:** 10/18/07
Prep Batch #...: 7292121
Dilution Factor: 1 **Initial Wgt/Vol:** 5 mL **Final Wgt/Vol..:** 5 mL
Method.....: SW846 8260B

PARAMETER	RESULT	REPORTING LIMIT	UNITS	MDL
Bromochloromethane	ND	1.0	ug/L	0.29
1,2-Dibromoethane	ND	1.0	ug/L	0.24
o-Xylene	ND	1.0	ug/L	0.14
m-Xylene & p-Xylene	ND	2.0	ug/L	0.24
cis-1,2-Dichloroethene	ND	1.0	ug/L	0.17
trans-1,2-Dichloroethene	ND	1.0	ug/L	0.19
Chloromethane	ND	1.0	ug/L	0.30
Bromomethane	ND	1.0	ug/L	0.41
Vinyl chloride	ND	1.0	ug/L	0.22
Chloroethane	ND	1.0	ug/L	0.29
Methylene chloride	ND	2.0	ug/L	0.33
Acetone	ND	10	ug/L	1.1
Carbon disulfide	ND	1.0	ug/L	0.13
1,1-Dichloroethene	ND	1.0	ug/L	0.19
1,1-Dichloroethane	ND	1.0	ug/L	0.15
1,2-Dichloroethene (total)	ND	1.0	ug/L	0.34
Chloroform	ND	1.0	ug/L	0.16
1,2-Dichloroethane	ND	1.0	ug/L	0.22
2-Butanone	ND	10	ug/L	0.57
1,1,1-Trichloroethane	ND	1.0	ug/L	0.22
Carbon tetrachloride	ND	1.0	ug/L	0.13
Bromodichloromethane	ND	1.0	ug/L	0.15
1,2-Dichloropropane	ND	1.0	ug/L	0.18
cis-1,3-Dichloropropene	ND	1.0	ug/L	0.14
Trichloroethene	ND	1.0	ug/L	0.17
Dibromochloromethane	ND	1.0	ug/L	0.18
1,1,2-Trichloroethane	ND	1.0	ug/L	0.27
Benzene	ND	1.0	ug/L	0.13
trans-1,3-Dichloropropene	ND	1.0	ug/L	0.19
Bromoform	ND	1.0	ug/L	0.64
4-Methyl-2-pentanone	ND	10	ug/L	0.32
2-Hexanone	ND	10	ug/L	0.41
Tetrachloroethene	ND	1.0	ug/L	0.29
1,1,2,2-Tetrachloroethane	ND	1.0	ug/L	0.18
Toluene	ND	1.0	ug/L	0.13
Chlorobenzene	ND	1.0	ug/L	0.15
Ethylbenzene	ND	1.0	ug/L	0.17

(Continued on next page)

Environmental Quality Mgt., Inc.

Client Sample ID: FWGBKGmw-016C-0517-GW

GC/MS Volatiles

Lot-Sample #...: A7J110400-005 **Work Order #...:** J8RHV1AC **Matrix.....:** WG

PARAMETER	RESULT	REPORTING LIMIT	UNITS	MDL
Styrene	ND	1.0	ug/L	0.11
Xylenes (total)	ND	2.0	ug/L	0.28

SURROGATE	PERCENT RECOVERY	RECOVERY LIMITS
Dibromofluoromethane	90	(50 - 150)
1,2-Dichloroethane-d4	87	(50 - 150)
Toluene-d8	87	(50 - 150)
4-Bromofluorobenzene	88	(50 - 150)

Environmental Quality Mgt., Inc.

Client Sample ID: FWGTEAM2-TRIP

GC/MS Volatiles

Lot-Sample #...: A7J110400-007 **Work Order #...:** J8RHX1AA **Matrix.....:** WQ
Date Sampled...: 10/11/07 08:00 **Date Received..:** 10/11/07
Prep Date.....: 10/18/07 **Analysis Date..:** 10/18/07
Prep Batch #...: 7292121
Dilution Factor: 1 **Initial Wgt/Vol:** 5 mL **Final Wgt/Vol..:** 5 mL
Method.....: SW846 8260B

PARAMETER	RESULT	REPORTING LIMIT	UNITS	MDL
Bromochloromethane	ND	1.0	ug/L	0.29
1,2-Dibromoethane	ND	1.0	ug/L	0.24
o-Xylene	ND	1.0	ug/L	0.14
m-Xylene & p-Xylene	ND	2.0	ug/L	0.24
cis-1,2-Dichloroethene	ND	1.0	ug/L	0.17
trans-1,2-Dichloroethene	ND	1.0	ug/L	0.19
Chloromethane	ND	1.0	ug/L	0.30
Bromomethane	ND	1.0	ug/L	0.41
Vinyl chloride	ND	1.0	ug/L	0.22
Chloroethane	ND	1.0	ug/L	0.29
Methylene chloride	**0.49 J**	**2.0**	**ug/L**	**0.33**
Acetone	**4.0 J,B**	**10**	**ug/L**	**1.1**
Carbon disulfide	ND	1.0	ug/L	0.13
1,1-Dichloroethene	ND	1.0	ug/L	0.19
1,1-Dichloroethane	ND	1.0	ug/L	0.15
1,2-Dichloroethene (total)	ND	1.0	ug/L	0.34
Chloroform	ND	1.0	ug/L	0.16
1,2-Dichloroethane	ND	1.0	ug/L	0.22
2-Butanone	ND	10	ug/L	0.57
1,1,1-Trichloroethane	ND	1.0	ug/L	0.22
Carbon tetrachloride	ND	1.0	ug/L	0.13
Bromodichloromethane	ND	1.0	ug/L	0.15
1,2-Dichloropropane	ND	1.0	ug/L	0.18
cis-1,3-Dichloropropene	ND	1.0	ug/L	0.14
Trichloroethene	ND	1.0	ug/L	0.17
Dibromochloromethane	ND	1.0	ug/L	0.18
1,1,2-Trichloroethane	ND	1.0	ug/L	0.27
Benzene	ND	1.0	ug/L	0.13
trans-1,3-Dichloropropene	ND	1.0	ug/L	0.19
Bromoform	ND	1.0	ug/L	0.64
4-Methyl-2-pentanone	ND	10	ug/L	0.32
2-Hexanone	ND	10	ug/L	0.41
Tetrachloroethene	ND	1.0	ug/L	0.29
1,1,2,2-Tetrachloroethane	ND	1.0	ug/L	0.18
Toluene	ND	1.0	ug/L	0.13
Chlorobenzene	ND	1.0	ug/L	0.15
Ethylbenzene	ND	1.0	ug/L	0.17

(Continued on next page)

Environmental Quality Mgt., Inc.

Client Sample ID: FWGTEAM2-TRIP

GC/MS Volatiles

Lot-Sample #...: A7J110400-007 Work Order #...: J8RHX1AA Matrix.....: WQ

PARAMETER	RESULT	REPORTING LIMIT	UNITS	MDL
Styrene	ND	1.0	ug/L	0.11
Xylenes (total)	ND	2.0	ug/L	0.28

SURROGATE	PERCENT RECOVERY	RECOVERY LIMITS
Dibromofluoromethane	88	(50 - 150)
1,2-Dichloroethane-d4	85	(50 - 150)
Toluene-d8	87	(50 - 150)
4-Bromofluorobenzene	89	(50 - 150)

NOTE(S):

J Estimated result. Result is less than RL.

B Method blank contamination. The associated method blank contains the target analyte at a reportable level.

Environmental Quality Mgt., Inc.

Client Sample ID: FWGBKGmw-021C-0522-GW

GC/MS Volatiles

Lot-Sample #...: A7J110400-008	**Work Order #...:** J8RH01AC	**Matrix.....:** WG	
Date Sampled...: 10/11/07 09:30	**Date Received..:** 10/11/07		
Prep Date.....: 10/18/07	**Analysis Date..:** 10/18/07		
Prep Batch #...: 7292121			
Dilution Factor: 1	**Initial Wgt/Vol:** 5 mL	**Final Wgt/Vol..:** 5 mL	
	Method.....: SW846 8260B		

PARAMETER	RESULT	REPORTING LIMIT	UNITS	MDL
Bromochloromethane	ND	1.0	ug/L	0.29
1,2-Dibromoethane	ND	1.0	ug/L	0.24
o-Xylene	ND	1.0	ug/L	0.14
m-Xylene & p-Xylene	ND	2.0	ug/L	0.24
cis-1,2-Dichloroethene	ND	1.0	ug/L	0.17
trans-1,2-Dichloroethene	ND	1.0	ug/L	0.19
Chloromethane	ND	1.0	ug/L	0.30
Bromomethane	ND	1.0	ug/L	0.41
Vinyl chloride	ND	1.0	ug/L	0.22
Chloroethane	ND	1.0	ug/L	0.29
Methylene chloride	ND	2.0	ug/L	0.33
Acetone	ND	10	ug/L	1.1
Carbon disulfide	ND	1.0	ug/L	0.13
1,1-Dichloroethene	ND	1.0	ug/L	0.19
1,1-Dichloroethane	ND	1.0	ug/L	0.15
1,2-Dichloroethene (total)	ND	1.0	ug/L	0.34
Chloroform	ND	1.0	ug/L	0.16
1,2-Dichloroethane	ND	1.0	ug/L	0.22
2-Butanone	ND	10	ug/L	0.57
1,1,1-Trichloroethane	ND	1.0	ug/L	0.22
Carbon tetrachloride	ND	1.0	ug/L	0.13
Bromodichloromethane	ND	1.0	ug/L	0.15
1,2-Dichloropropane	ND	1.0	ug/L	0.18
cis-1,3-Dichloropropene	ND	1.0	ug/L	0.14
Trichloroethene	ND	1.0	ug/L	0.17
Dibromochloromethane	ND	1.0	ug/L	0.18
1,1,2-Trichloroethane	ND	1.0	ug/L	0.27
Benzene	ND	1.0	ug/L	0.13
trans-1,3-Dichloropropene	ND	1.0	ug/L	0.19
Bromoform	ND	1.0	ug/L	0.64
4-Methyl-2-pentanone	ND	10	ug/L	0.32
2-Hexanone	ND	10	ug/L	0.41
Tetrachloroethene	ND	1.0	ug/L	0.29
1,1,2,2-Tetrachloroethane	ND	1.0	ug/L	0.18
Toluene	ND	1.0	ug/L	0.13
Chlorobenzene	ND	1.0	ug/L	0.15
Ethylbenzene	ND	1.0	ug/L	0.17

(Continued on next page)

Environmental Quality Mgt., Inc.

Client Sample ID: FWGBKGmw-021C-0522-GW

GC/MS Volatiles

Lot-Sample #...: A7J110400-008 **Work Order #...:** J8RH01AC **Matrix.....:** WG

PARAMETER	RESULT	REPORTING LIMIT	UNITS	MDL
Styrene	ND	1.0	ug/L	0.11
Xylenes (total)	ND	2.0	ug/L	0.28

SURROGATE	PERCENT RECOVERY	RECOVERY LIMITS
Dibromofluoromethane	88	(50 - 150)
1,2-Dichloroethane-d4	86	(50 - 150)
Toluene-d8	87	(50 - 150)
4-Bromofluorobenzene	88	(50 - 150)

Environmental Quality Mgt., Inc.

Client Sample ID: FWGBKGmw-018C-0519-GW

GC/MS Volatiles

Lot-Sample #...: A7J110400-010 **Work Order #...:** J8RH21AC **Matrix.....:** WG
Date Sampled...: 10/11/07 11:25 **Date Received..:** 10/11/07
Prep Date.....: 10/18/07 **Analysis Date..:** 10/18/07
Prep Batch #...: 7292121
Dilution Factor: 1 **Initial Wgt/Vol:** 5 mL **Final Wgt/Vol..:** 5 mL
Method.....: SW846 8260B

PARAMETER	RESULT	REPORTING LIMIT	UNITS	MDL
Bromochloromethane	ND	1.0	ug/L	0.29
1,2-Dibromoethane	ND	1.0	ug/L	0.24
o-Xylene	ND	1.0	ug/L	0.14
m-Xylene & p-Xylene	ND	2.0	ug/L	0.24
cis-1,2-Dichloroethene	ND	1.0	ug/L	0.17
trans-1,2-Dichloroethene	ND	1.0	ug/L	0.19
Chloromethane	ND	1.0	ug/L	0.30
Bromomethane	ND	1.0	ug/L	0.41
Vinyl chloride	ND	1.0	ug/L	0.22
Chloroethane	ND	1.0	ug/L	0.29
Methylene chloride	ND	2.0	ug/L	0.33
Acetone	ND	10	ug/L	1.1
Carbon disulfide	ND	1.0	ug/L	0.13
1,1-Dichloroethene	ND	1.0	ug/L	0.19
1,1-Dichloroethane	ND	1.0	ug/L	0.15
1,2-Dichloroethene (total)	ND	1.0	ug/L	0.34
Chloroform	ND	1.0	ug/L	0.16
1,2-Dichloroethane	ND	1.0	ug/L	0.22
2-Butanone	ND	10	ug/L	0.57
1,1,1-Trichloroethane	ND	1.0	ug/L	0.22
Carbon tetrachloride	ND	1.0	ug/L	0.13
Bromodichloromethane	ND	1.0	ug/L	0.15
1,2-Dichloropropane	ND	1.0	ug/L	0.18
cis-1,3-Dichloropropene	ND	1.0	ug/L	0.14
Trichloroethene	ND	1.0	ug/L	0.17
Dibromochloromethane	ND	1.0	ug/L	0.18
1,1,2-Trichloroethane	ND	1.0	ug/L	0.27
Benzene	ND	1.0	ug/L	0.13
trans-1,3-Dichloropropene	ND	1.0	ug/L	0.19
Bromoform	ND	1.0	ug/L	0.64
4-Methyl-2-pentanone	ND	10	ug/L	0.32
2-Hexanone	ND	10	ug/L	0.41
Tetrachloroethene	ND	1.0	ug/L	0.29
1,1,2,2-Tetrachloroethane	ND	1.0	ug/L	0.18
Toluene	ND	1.0	ug/L	0.13
Chlorobenzene	ND	1.0	ug/L	0.15
Ethylbenzene	ND	1.0	ug/L	0.17

(Continued on next page)

Environmental Quality Mgt., Inc.

Client Sample ID: FWGBKGmw-018C-0519-GW

GC/MS Volatiles

Lot-Sample #...: A7J110400-010 **Work Order #...:** J8RH21AC **Matrix.....:** WG

PARAMETER	RESULT	REPORTING LIMIT	UNITS	MDL
Styrene	ND	1.0	ug/L	0.11
Xylenes (total)	ND	2.0	ug/L	0.28

SURROGATE	PERCENT RECOVERY	RECOVERY LIMITS
Dibromofluoromethane	90	(50 - 150)
1,2-Dichloroethane-d4	87	(50 - 150)
Toluene-d8	88	(50 - 150)
4-Bromofluorobenzene	88	(50 - 150)

Environmental Quality Mgt., Inc.

Client Sample ID: FWGBKGmw-DUP5-0555-GW

GC/MS Volatiles

Lot-Sample #...: A7J110400-012	**Work Order #...:** J8RH41AC	**Matrix.....:** WG	
Date Sampled...: 10/11/07 11:25	**Date Received..:** 10/11/07		
Prep Date.....: 10/18/07	**Analysis Date..:** 10/18/07		
Prep Batch #...: 7292121			
Dilution Factor: 1	**Initial Wgt/Vol:** 5 mL	**Final Wgt/Vol..:** 5 mL	
	Method.....: SW846 8260B		

PARAMETER	RESULT	REPORTING LIMIT	UNITS	MDL
Bromochloromethane	ND	1.0	ug/L	0.29
1,2-Dibromoethane	ND	1.0	ug/L	0.24
o-Xylene	ND	1.0	ug/L	0.14
m-Xylene & p-Xylene	ND	2.0	ug/L	0.24
cis-1,2-Dichloroethene	ND	1.0	ug/L	0.17
trans-1,2-Dichloroethene	ND	1.0	ug/L	0.19
Chloromethane	ND	1.0	ug/L	0.30
Bromomethane	ND	1.0	ug/L	0.41
Vinyl chloride	ND	1.0	ug/L	0.22
Chloroethane	ND	1.0	ug/L	0.29
Methylene chloride	ND	2.0	ug/L	0.33
Acetone	ND	10	ug/L	1.1
Carbon disulfide	ND	1.0	ug/L	0.13
1,1-Dichloroethene	ND	1.0	ug/L	0.19
1,1-Dichloroethane	ND	1.0	ug/L	0.15
1,2-Dichloroethene (total)	ND	1.0	ug/L	0.34
Chloroform	ND	1.0	ug/L	0.16
1,2-Dichloroethane	ND	1.0	ug/L	0.22
2-Butanone	ND	10	ug/L	0.57
1,1,1-Trichloroethane	ND	1.0	ug/L	0.22
Carbon tetrachloride	ND	1.0	ug/L	0.13
Bromodichloromethane	ND	1.0	ug/L	0.15
1,2-Dichloropropane	ND	1.0	ug/L	0.18
cis-1,3-Dichloropropene	ND	1.0	ug/L	0.14
Trichloroethene	ND	1.0	ug/L	0.17
Dibromochloromethane	ND	1.0	ug/L	0.18
1,1,2-Trichloroethane	ND	1.0	ug/L	0.27
Benzene	ND	1.0	ug/L	0.13
trans-1,3-Dichloropropene	ND	1.0	ug/L	0.19
Bromoform	ND	1.0	ug/L	0.64
4-Methyl-2-pentanone	ND	10	ug/L	0.32
2-Hexanone	ND	10	ug/L	0.41
Tetrachloroethene	ND	1.0	ug/L	0.29
1,1,2,2-Tetrachloroethane	ND	1.0	ug/L	0.18
Toluene	ND	1.0	ug/L	0.13
Chlorobenzene	ND	1.0	ug/L	0.15
Ethylbenzene	ND	1.0	ug/L	0.17

(Continued on next page)

Environmental Quality Mgt., Inc.

Client Sample ID: FWGBKGmw-DUP5-0555-GW

GC/MS Volatiles

Lot-Sample #...: A7J110400-012 Work Order #...: J8RH41AC Matrix.....: WG

PARAMETER	RESULT	REPORTING LIMIT	UNITS	MDL
Styrene	ND	1.0	ug/L	0.11
Xylenes (total)	ND	2.0	ug/L	0.28

SURROGATE	PERCENT RECOVERY	RECOVERY LIMITS
Dibromofluoromethane	87	(50 - 150)
1,2-Dichloroethane-d4	87	(50 - 150)
Toluene-d8	89	(50 - 150)
4-Bromofluorobenzene	86	(50 - 150)

Environmental Quality Mgt., Inc.

Client Sample ID: FWGBKGmw-006C-0511-GW

GC/MS Volatiles

Lot-Sample #...: A7J110400-014 **Work Order #...:** J8RH61AC **Matrix.....:** WG
Date Sampled...: 10/11/07 13:50 **Date Received..:** 10/11/07
Prep Date.....: 10/18/07 **Analysis Date..:** 10/18/07
Prep Batch #...: 7292121
Dilution Factor: 1 **Initial Wgt/Vol:** 5 mL **Final Wgt/Vol..:** 5 mL
Method.....: SW846 8260B

PARAMETER	RESULT	REPORTING LIMIT	UNITS	MDL
Bromochloromethane	ND	1.0	ug/L	0.29
1,2-Dibromoethane	ND	1.0	ug/L	0.24
o-Xylene	ND	1.0	ug/L	0.14
m-Xylene & p-Xylene	ND	2.0	ug/L	0.24
cis-1,2-Dichloroethene	ND	1.0	ug/L	0.17
trans-1,2-Dichloroethene	ND	1.0	ug/L	0.19
Chloromethane	ND	1.0	ug/L	0.30
Bromomethane	ND	1.0	ug/L	0.41
Vinyl chloride	ND	1.0	ug/L	0.22
Chloroethane	ND	1.0	ug/L	0.29
Methylene chloride	ND	2.0	ug/L	0.33
Acetone	ND	10	ug/L	1.1
Carbon disulfide	ND	1.0	ug/L	0.13
1,1-Dichloroethene	ND	1.0	ug/L	0.19
1,1-Dichloroethane	ND	1.0	ug/L	0.15
1,2-Dichloroethene (total)	ND	1.0	ug/L	0.34
Chloroform	ND	1.0	ug/L	0.16
1,2-Dichloroethane	ND	1.0	ug/L	0.22
2-Butanone	ND	10	ug/L	0.57
1,1,1-Trichloroethane	ND	1.0	ug/L	0.22
Carbon tetrachloride	ND	1.0	ug/L	0.13
Bromodichloromethane	ND	1.0	ug/L	0.15
1,2-Dichloropropane	ND	1.0	ug/L	0.18
cis-1,3-Dichloropropene	ND	1.0	ug/L	0.14
Trichloroethene	ND	1.0	ug/L	0.17
Dibromochloromethane	ND	1.0	ug/L	0.18
1,1,2-Trichloroethane	ND	1.0	ug/L	0.27
Benzene	ND	1.0	ug/L	0.13
trans-1,3-Dichloropropene	ND	1.0	ug/L	0.19
Bromoform	ND	1.0	ug/L	0.64
4-Methyl-2-pentanone	ND	10	ug/L	0.32
2-Hexanone	ND	10	ug/L	0.41
Tetrachloroethene	ND	1.0	ug/L	0.29
1,1,2,2-Tetrachloroethane	ND	1.0	ug/L	0.18
Toluene	ND	1.0	ug/L	0.13
Chlorobenzene	ND	1.0	ug/L	0.15
Ethylbenzene	ND	1.0	ug/L	0.17

(Continued on next page)

Environmental Quality Mgt., Inc.

Client Sample ID: FWGBKGmw-006C-0511-GW

GC/MS Volatiles

Lot-Sample #...: A7J110400-014 **Work Order #...:** J8RH61AC **Matrix.....:** WG

PARAMETER	RESULT	REPORTING LIMIT	UNITS	MDL
Styrene	ND	1.0	ug/L	0.11
Xylenes (total)	ND	2.0	ug/L	0.28

SURROGATE	PERCENT RECOVERY	RECOVERY LIMITS
Dibromofluoromethane	88	(50 - 150)
1,2-Dichloroethane-d4	87	(50 - 150)
Toluene-d8	88	(50 - 150)
4-Bromofluorobenzene	88	(50 - 150)

Environmental Quality Mgt., Inc.

Client Sample ID: FWGTEAM1-TRIP

GC/MS Volatiles

Lot-Sample #...: A7J110400-016 **Work Order #...:** J8RH81AA **Matrix.....:** WQ
Date Sampled...: 10/11/07 08:00 **Date Received..:** 10/11/07
Prep Date.....: 10/18/07 **Analysis Date..:** 10/18/07
Prep Batch #...: 7292121
Dilution Factor: 1 **Initial Wgt/Vol:** 5 mL **Final Wgt/Vol..:** 5 mL
Method.....: SW846 8260B

PARAMETER	RESULT	REPORTING LIMIT	UNITS	MDL
Bromochloromethane	ND	1.0	ug/L	0.29
1,2-Dibromoethane	ND	1.0	ug/L	0.24
o-Xylene	ND	1.0	ug/L	0.14
m-Xylene & p-Xylene	ND	2.0	ug/L	0.24
cis-1,2-Dichloroethene	ND	1.0	ug/L	0.17
trans-1,2-Dichloroethene	ND	1.0	ug/L	0.19
Chloromethane	ND	1.0	ug/L	0.30
Bromomethane	ND	1.0	ug/L	0.41
Vinyl chloride	ND	1.0	ug/L	0.22
Chloroethane	ND	1.0	ug/L	0.29
Methylene chloride	**0.60 J**	**2.0**	**ug/L**	**0.33**
Acetone	**3.5 J,B**	**10**	**ug/L**	**1.1**
Carbon disulfide	ND	1.0	ug/L	0.13
1,1-Dichloroethene	ND	1.0	ug/L	0.19
1,1-Dichloroethane	ND	1.0	ug/L	0.15
1,2-Dichloroethene (total)	ND	1.0	ug/L	0.34
Chloroform	ND	1.0	ug/L	0.16
1,2-Dichloroethane	ND	1.0	ug/L	0.22
2-Butanone	ND	10	ug/L	0.57
1,1,1-Trichloroethane	ND	1.0	ug/L	0.22
Carbon tetrachloride	ND	1.0	ug/L	0.13
Bromodichloromethane	ND	1.0	ug/L	0.15
1,2-Dichloropropane	ND	1.0	ug/L	0.18
cis-1,3-Dichloropropene	ND	1.0	ug/L	0.14
Trichloroethene	ND	1.0	ug/L	0.17
Dibromochloromethane	ND	1.0	ug/L	0.18
1,1,2-Trichloroethane	ND	1.0	ug/L	0.27
Benzene	ND	1.0	ug/L	0.13
trans-1,3-Dichloropropene	ND	1.0	ug/L	0.19
Bromoform	ND	1.0	ug/L	0.64
4-Methyl-2-pentanone	ND	10	ug/L	0.32
2-Hexanone	ND	10	ug/L	0.41
Tetrachloroethene	ND	1.0	ug/L	0.29
1,1,2,2-Tetrachloroethane	ND	1.0	ug/L	0.18
Toluene	ND	1.0	ug/L	0.13
Chlorobenzene	ND	1.0	ug/L	0.15
Ethylbenzene	ND	1.0	ug/L	0.17

(Continued on next page)

Environmental Quality Mgt., Inc.

Client Sample ID: FWGTEAM1-TRIP

GC/MS Volatiles

Lot-Sample #...: A7J110400-016 **Work Order #...:** J8RH81AA **Matrix.....:** WQ

PARAMETER	RESULT	REPORTING LIMIT	UNITS	MDL
Styrene	ND	1.0	ug/L	0.11
Xylenes (total)	ND	2.0	ug/L	0.28

SURROGATE	PERCENT RECOVERY	RECOVERY LIMITS
Dibromofluoromethane	89	(50 - 150)
1,2-Dichloroethane-d4	87	(50 - 150)
Toluene-d8	87	(50 - 150)
4-Bromofluorobenzene	86	(50 - 150)

NOTE(S):

J Estimated result. Result is less than RL.

B Method blank contamination. The associated method blank contains the target analyte at a reportable level.

Environmental Quality Mgt., Inc.

Client Sample ID: FWGBKGmw-005C-0510-GW

GC/MS Volatiles

Lot-Sample #...: A7J110400-018 **Work Order #...:** J8RJA1AC **Matrix.....:** WG
Date Sampled...: 10/11/07 10:00 **Date Received..:** 10/11/07
Prep Date.....: 10/18/07 **Analysis Date..:** 10/18/07
Prep Batch #...: 7292121
Dilution Factor: 1 **Initial Wgt/Vol:** 5 mL **Final Wgt/Vol..:** 5 mL
Method.....: SW846 8260B

PARAMETER	RESULT	REPORTING LIMIT	UNITS	MDL
Bromochloromethane	ND	1.0	ug/L	0.29
1,2-Dibromoethane	ND	1.0	ug/L	0.24
o-Xylene	ND	1.0	ug/L	0.14
m-Xylene & p-Xylene	ND	2.0	ug/L	0.24
cis-1,2-Dichloroethene	ND	1.0	ug/L	0.17
trans-1,2-Dichloroethene	ND	1.0	ug/L	0.19
Chloromethane	ND	1.0	ug/L	0.30
Bromomethane	ND	1.0	ug/L	0.41
Vinyl chloride	ND	1.0	ug/L	0.22
Chloroethane	ND	1.0	ug/L	0.29
Methylene chloride	ND	2.0	ug/L	0.33
Acetone	ND	10	ug/L	1.1
Carbon disulfide	ND	1.0	ug/L	0.13
1,1-Dichloroethene	ND	1.0	ug/L	0.19
1,1-Dichloroethane	ND	1.0	ug/L	0.15
1,2-Dichloroethene (total)	ND	1.0	ug/L	0.34
Chloroform	ND	1.0	ug/L	0.16
1,2-Dichloroethane	ND	1.0	ug/L	0.22
2-Butanone	ND	10	ug/L	0.57
1,1,1-Trichloroethane	ND	1.0	ug/L	0.22
Carbon tetrachloride	ND	1.0	ug/L	0.13
Bromodichloromethane	ND	1.0	ug/L	0.15
1,2-Dichloropropane	ND	1.0	ug/L	0.18
cis-1,3-Dichloropropene	ND	1.0	ug/L	0.14
Trichloroethene	ND	1.0	ug/L	0.17
Dibromochloromethane	ND	1.0	ug/L	0.18
1,1,2-Trichloroethane	ND	1.0	ug/L	0.27
Benzene	ND	1.0	ug/L	0.13
trans-1,3-Dichloropropene	ND	1.0	ug/L	0.19
Bromoform	ND	1.0	ug/L	0.64
4-Methyl-2-pentanone	ND	10	ug/L	0.32
2-Hexanone	ND	10	ug/L	0.41
Tetrachloroethene	ND	1.0	ug/L	0.29
1,1,2,2-Tetrachloroethane	ND	1.0	ug/L	0.18
Toluene	ND	1.0	ug/L	0.13
Chlorobenzene	ND	1.0	ug/L	0.15
Ethylbenzene	ND	1.0	ug/L	0.17

(Continued on next page)

Environmental Quality Mgt., Inc.

Client Sample ID: FWGBKGmw-005C-0510-GW

GC/MS Volatiles

Lot-Sample #...: A7J110400-018 **Work Order #...:** J8RJA1AC **Matrix.....:** WG

PARAMETER	RESULT	REPORTING LIMIT	UNITS	MDL
Styrene	ND	1.0	ug/L	0.11
Xylenes (total)	ND	2.0	ug/L	0.28

SURROGATE	PERCENT RECOVERY	RECOVERY LIMITS
Dibromofluoromethane	90	(50 - 150)
1,2-Dichloroethane-d4	85	(50 - 150)
Toluene-d8	86	(50 - 150)
4-Bromofluorobenzene	86	(50 - 150)

Environmental Quality Mgt., Inc.

Client Sample ID: FWGEQUIPRINSE4-0559-GW

GC/MS Volatiles

Lot-Sample #...: A7J110400-020 Work Order #...: J8RJE1AA Matrix.....: WQ
Date Sampled...: 10/11/07 10:45 Date Received..: 10/11/07
Prep Date.....: 10/18/07 Analysis Date..: 10/18/07
Prep Batch #...: 7292121
Dilution Factor: 1 Initial Wgt/Vol: 5 mL Final Wgt/Vol..: 5 mL
Method.....: SW846 8260B

PARAMETER	RESULT	REPORTING LIMIT	UNITS	MDL
Bromochloromethane	ND	1.0	ug/L	0.29
1,2-Dibromoethane	ND	1.0	ug/L	0.24
o-Xylene	**0.22 J**	**1.0**	**ug/L**	**0.14**
m-Xylene & p-Xylene	**0.34 J**	**2.0**	**ug/L**	**0.24**
cis-1,2-Dichloroethene	ND	1.0	ug/L	0.17
trans-1,2-Dichloroethene	ND	1.0	ug/L	0.19
Chloromethane	ND	1.0	ug/L	0.30
Bromomethane	ND	1.0	ug/L	0.41
Vinyl chloride	ND	1.0	ug/L	0.22
Chloroethane	ND	1.0	ug/L	0.29
Methylene chloride	ND	2.0	ug/L	0.33
Acetone	**10 B**	**10**	**ug/L**	**1.1**
Carbon disulfide	ND	1.0	ug/L	0.13
1,1-Dichloroethene	ND	1.0	ug/L	0.19
1,1-Dichloroethane	ND	1.0	ug/L	0.15
1,2-Dichloroethene (total)	ND	1.0	ug/L	0.34
Chloroform	ND	1.0	ug/L	0.16
1,2-Dichloroethane	ND	1.0	ug/L	0.22
2-Butanone	**17**	**10**	**ug/L**	**0.57**
1,1,1-Trichloroethane	ND	1.0	ug/L	0.22
Carbon tetrachloride	ND	1.0	ug/L	0.13
Bromodichloromethane	ND	1.0	ug/L	0.15
1,2-Dichloropropane	ND	1.0	ug/L	0.18
cis-1,3-Dichloropropene	ND	1.0	ug/L	0.14
Trichloroethene	ND	1.0	ug/L	0.17
Dibromochloromethane	ND	1.0	ug/L	0.18
1,1,2-Trichloroethane	ND	1.0	ug/L	0.27
Benzene	ND	1.0	ug/L	0.13
trans-1,3-Dichloropropene	ND	1.0	ug/L	0.19
Bromoform	ND	1.0	ug/L	0.64
4-Methyl-2-pentanone	**1.3 J**	**10**	**ug/L**	**0.32**
2-Hexanone	**0.77 J**	**10**	**ug/L**	**0.41**
Tetrachloroethene	ND	1.0	ug/L	0.29
1,1,2,2-Tetrachloroethane	ND	1.0	ug/L	0.18
Toluene	**0.59 J**	**1.0**	**ug/L**	**0.13**
Chlorobenzene	ND	1.0	ug/L	0.15
Ethylbenzene	ND	1.0	ug/L	0.17

(Continued on next page)

Environmental Quality Mgt., Inc.

Client Sample ID: FWGEQUIPRINSE4-0559-GW

GC/MS Volatiles

Lot-Sample #...: A7J110400-020 Work Order #...: J8RJE1AA Matrix.....: WQ

PARAMETER	RESULT	REPORTING LIMIT	UNITS	MDL
Styrene	ND	1.0	ug/L	0.11
Xylenes (total)	**0.56 J**	**2.0**	**ug/L**	**0.28**

SURROGATE	PERCENT RECOVERY	RECOVERY LIMITS
Dibromofluoromethane	88	(50 - 150)
1,2-Dichloroethane-d4	85	(50 - 150)
Toluene-d8	90	(50 - 150)
4-Bromofluorobenzene	92	(50 - 150)

NOTE(S):

J Estimated result. Result is less than RL.

B Method blank contamination. The associated method blank contains the target analyte at a reportable level.

Environmental Quality Mgt., Inc.

Client Sample ID: FWGBKGmw-019C-0520-GW

GC/MS Volatiles

Lot-Sample #...: A7J110400-021 **Work Order #...:** J8RJF1AC **Matrix.....:** WG
Date Sampled...: 10/11/07 11:55 **Date Received..:** 10/11/07
Prep Date.....: 10/17/07 **Analysis Date..:** 10/17/07
Prep Batch #...: 7291329
Dilution Factor: 1 **Initial Wgt/Vol:** 5 mL **Final Wgt/Vol..:** 5 mL
Method.....: SW846 8260B

PARAMETER	RESULT	REPORTING LIMIT	UNITS	MDL
Bromochloromethane	ND	1.0	ug/L	0.29
1,2-Dibromoethane	ND	1.0	ug/L	0.24
o-Xylene	ND	1.0	ug/L	0.14
m-Xylene & p-Xylene	ND	2.0	ug/L	0.24
cis-1,2-Dichloroethene	ND	1.0	ug/L	0.17
trans-1,2-Dichloroethene	ND	1.0	ug/L	0.19
Chloromethane	ND	1.0	ug/L	0.30
Bromomethane	ND	1.0	ug/L	0.41
Vinyl chloride	ND	1.0	ug/L	0.22
Chloroethane	ND	1.0	ug/L	0.29
Methylene chloride	ND	2.0	ug/L	0.33
Acetone	ND	10	ug/L	1.1
Carbon disulfide	ND	1.0	ug/L	0.13
1,1-Dichloroethene	ND	1.0	ug/L	0.19
1,1-Dichloroethane	ND	1.0	ug/L	0.15
1,2-Dichloroethene (total)	ND	1.0	ug/L	0.34
Chloroform	ND	1.0	ug/L	0.16
1,2-Dichloroethane	ND	1.0	ug/L	0.22
2-Butanone	ND	10	ug/L	0.57
1,1,1-Trichloroethane	ND	1.0	ug/L	0.22
Carbon tetrachloride	ND	1.0	ug/L	0.13
Bromodichloromethane	ND	1.0	ug/L	0.15
1,2-Dichloropropane	ND	1.0	ug/L	0.18
cis-1,3-Dichloropropene	ND	1.0	ug/L	0.14
Trichloroethene	ND	1.0	ug/L	0.17
Dibromochloromethane	ND	1.0	ug/L	0.18
1,1,2-Trichloroethane	ND	1.0	ug/L	0.27
Benzene	ND	1.0	ug/L	0.13
trans-1,3-Dichloropropene	ND	1.0	ug/L	0.19
Bromoform	ND	1.0	ug/L	0.64
4-Methyl-2-pentanone	ND	10	ug/L	0.32
2-Hexanone	ND	10	ug/L	0.41
Tetrachloroethene	ND	1.0	ug/L	0.29
1,1,2,2-Tetrachloroethane	ND	1.0	ug/L	0.18
Toluene	ND	1.0	ug/L	0.13
Chlorobenzene	ND	1.0	ug/L	0.15
Ethylbenzene	ND	1.0	ug/L	0.17

(Continued on next page)

Environmental Quality Mgt., Inc.

Client Sample ID: FWGBKGmw-019C-0520-GW

GC/MS Volatiles

Lot-Sample #...: A7J110400-021 Work Order #...: J8RJF1AC Matrix.....: WG

PARAMETER	RESULT	REPORTING LIMIT	UNITS	MDL
Styrene	ND	1.0	ug/L	0.11
Xylenes (total)	ND	2.0	ug/L	0.28

SURROGATE	PERCENT RECOVERY	RECOVERY LIMITS
Dibromofluoromethane	89	(50 - 150)
1,2-Dichloroethane-d4	87	(50 - 150)
Toluene-d8	88	(50 - 150)
4-Bromofluorobenzene	87	(50 - 150)

Environmental Quality Mgt., Inc.

Client Sample ID: FWGBKGmw-020C-0521-GW

GC/MS Volatiles

Lot-Sample #...: A7J110400-023 **Work Order #...:** J8RJH1AC **Matrix.....:** WG
Date Sampled...: 10/11/07 13:15 **Date Received..:** 10/11/07
Prep Date.....: 10/17/07 **Analysis Date..:** 10/17/07
Prep Batch #...: 7291329
Dilution Factor: 1 **Initial Wgt/Vol:** 5 mL **Final Wgt/Vol..:** 5 mL
Method.....: SW846 8260B

PARAMETER	RESULT	REPORTING LIMIT	UNITS	MDL
Bromochloromethane	ND	1.0	ug/L	0.29
1,2-Dibromoethane	ND	1.0	ug/L	0.24
o-Xylene	ND	1.0	ug/L	0.14
m-Xylene & p-Xylene	ND	2.0	ug/L	0.24
cis-1,2-Dichloroethene	ND	1.0	ug/L	0.17
trans-1,2-Dichloroethene	ND	1.0	ug/L	0.19
Chloromethane	ND	1.0	ug/L	0.30
Bromomethane	ND	1.0	ug/L	0.41
Vinyl chloride	ND	1.0	ug/L	0.22
Chloroethane	ND	1.0	ug/L	0.29
Methylene chloride	ND	2.0	ug/L	0.33
Acetone	ND	10	ug/L	1.1
Carbon disulfide	ND	1.0	ug/L	0.13
1,1-Dichloroethene	ND	1.0	ug/L	0.19
1,1-Dichloroethane	ND	1.0	ug/L	0.15
1,2-Dichloroethene (total)	ND	1.0	ug/L	0.34
Chloroform	ND	1.0	ug/L	0.16
1,2-Dichloroethane	ND	1.0	ug/L	0.22
2-Butanone	ND	10	ug/L	0.57
1,1,1-Trichloroethane	ND	1.0	ug/L	0.22
Carbon tetrachloride	ND	1.0	ug/L	0.13
Bromodichloromethane	ND	1.0	ug/L	0.15
1,2-Dichloropropane	ND	1.0	ug/L	0.18
cis-1,3-Dichloropropene	ND	1.0	ug/L	0.14
Trichloroethene	ND	1.0	ug/L	0.17
Dibromochloromethane	ND	1.0	ug/L	0.18
1,1,2-Trichloroethane	ND	1.0	ug/L	0.27
Benzene	ND	1.0	ug/L	0.13
trans-1,3-Dichloropropene	ND	1.0	ug/L	0.19
Bromoform	ND	1.0	ug/L	0.64
4-Methyl-2-pentanone	ND	10	ug/L	0.32
2-Hexanone	ND	10	ug/L	0.41
Tetrachloroethene	ND	1.0	ug/L	0.29
1,1,2,2-Tetrachloroethane	ND	1.0	ug/L	0.18
Toluene	ND	1.0	ug/L	0.13
Chlorobenzene	ND	1.0	ug/L	0.15
Ethylbenzene	ND	1.0	ug/L	0.17

(Continued on next page)

Environmental Quality Mgt., Inc.

Client Sample ID: FWGBKGmw-020C-0521-GW

***GC/MS* Volatiles**

Lot-Sample #...: A7J110400-023 **Work Order #...:** J8RJH1AC **Matrix.....:** WG

PARAMETER	RESULT	REPORTING LIMIT	UNITS	MDL
Styrene	ND	1.0	ug/L	0.11
Xylenes (total)	ND	2.0	ug/L	0.28

SURROGATE	PERCENT RECOVERY	RECOVERY LIMITS
Dibromofluoromethane	90	(50 - 150)
1,2-Dichloroethane-d4	88	(50 - 150)
Toluene-d8	87	(50 - 150)
4-Bromofluorobenzene	87	(50 - 150)

Environmental Quality Mgt., Inc.

Client Sample ID: FWGBKGmw-015C-0516-GW

GC/MS Volatiles

Lot-Sample #...: A7J110400-025 **Work Order #...:** J8RJK1AC **Matrix.....:** WG
Date Sampled...: 10/10/07 16:30 **Date Received..:** 10/11/07
Prep Date.....: 10/17/07 **Analysis Date..:** 10/17/07
Prep Batch #...: 7291329
Dilution Factor: 1 **Initial Wgt/Vol:** 5 mL **Final Wgt/Vol..:** 5 mL
Method.....: SW846 8260B

PARAMETER	RESULT	REPORTING LIMIT	UNITS	MDL
Bromochloromethane	ND	1.0	ug/L	0.29
1,2-Dibromoethane	ND	1.0	ug/L	0.24
o-Xylene	ND	1.0	ug/L	0.14
m-Xylene & p-Xylene	ND	2.0	ug/L	0.24
cis-1,2-Dichloroethene	ND	1.0	ug/L	0.17
trans-1,2-Dichloroethene	ND	1.0	ug/L	0.19
Chloromethane	ND	1.0	ug/L	0.30
Bromomethane	ND	1.0	ug/L	0.41
Vinyl chloride	ND	1.0	ug/L	0.22
Chloroethane	ND	1.0	ug/L	0.29
Methylene chloride	ND	2.0	ug/L	0.33
Acetone	ND	10	ug/L	1.1
Carbon disulfide	ND	1.0	ug/L	0.13
1,1-Dichloroethene	ND	1.0	ug/L	0.19
1,1-Dichloroethane	ND	1.0	ug/L	0.15
1,2-Dichloroethene (total)	ND	1.0	ug/L	0.34
Chloroform	ND	1.0	ug/L	0.16
1,2-Dichloroethane	ND	1.0	ug/L	0.22
2-Butanone	ND	10	ug/L	0.57
1,1,1-Trichloroethane	ND	1.0	ug/L	0.22
Carbon tetrachloride	ND	1.0	ug/L	0.13
Bromodichloromethane	ND	1.0	ug/L	0.15
1,2-Dichloropropane	ND	1.0	ug/L	0.18
cis-1,3-Dichloropropene	ND	1.0	ug/L	0.14
Trichloroethene	ND	1.0	ug/L	0.17
Dibromochloromethane	ND	1.0	ug/L	0.18
1,1,2-Trichloroethane	ND	1.0	ug/L	0.27
Benzene	ND	1.0	ug/L	0.13
trans-1,3-Dichloropropene	ND	1.0	ug/L	0.19
Bromoform	ND	1.0	ug/L	0.64
4-Methyl-2-pentanone	ND	10	ug/L	0.32
2-Hexanone	ND	10	ug/L	0.41
Tetrachloroethene	ND	1.0	ug/L	0.29
1,1,2,2-Tetrachloroethane	ND	1.0	ug/L	0.18
Toluene	ND	1.0	ug/L	0.13
Chlorobenzene	ND	1.0	ug/L	0.15
Ethylbenzene	ND	1.0	ug/L	0.17

(Continued on next page)

Environmental Quality Mgt., Inc.

Client Sample ID: FWGBKGmw-015C-0516-GW

GC/MS Volatiles

Lot-Sample #...: A7J110400-025 Work Order #...: J8RJK1AC Matrix.....: WG

PARAMETER	RESULT	REPORTING LIMIT	UNITS	MDL
Styrene	ND	1.0	ug/L	0.11
Xylenes (total)	ND	2.0	ug/L	0.28

SURROGATE	PERCENT RECOVERY	RECOVERY LIMITS
Dibromofluoromethane	90	(50 - 150)
1,2-Dichloroethane-d4	87	(50 - 150)
Toluene-d8	87	(50 - 150)
4-Bromofluorobenzene	89	(50 - 150)

Environmental Quality Mgt., Inc.

Client Sample ID: FWGTEAM3-TRIP

GC/MS Volatiles

Lot-Sample #...: A7J110400-026 **Work Order #...:** J8RJL1AA **Matrix.....:** WQ
Date Sampled...: 10/10/07 15:30 **Date Received..:** 10/11/07
Prep Date.....: 10/17/07 **Analysis Date..:** 10/17/07
Prep Batch #...: 7291329
Dilution Factor: 1 **Initial Wgt/Vol:** 5 mL **Final Wgt/Vol..:** 5 mL
Method.....: SW846 8260B

PARAMETER	RESULT	REPORTING LIMIT	UNITS	MDL
Bromochloromethane	ND	1.0	ug/L	0.29
1,2-Dibromoethane	ND	1.0	ug/L	0.24
o-Xylene	ND	1.0	ug/L	0.14
m-Xylene & p-Xylene	ND	2.0	ug/L	0.24
cis-1,2-Dichloroethene	ND	1.0	ug/L	0.17
trans-1,2-Dichloroethene	ND	1.0	ug/L	0.19
Chloromethane	ND	1.0	ug/L	0.30
Bromomethane	ND	1.0	ug/L	0.41
Vinyl chloride	ND	1.0	ug/L	0.22
Chloroethane	ND	1.0	ug/L	0.29
Methylene chloride	**0.56 J**	**2.0**	**ug/L**	**0.33**
Acetone	**3.0 J**	**10**	**ug/L**	**1.1**
Carbon disulfide	ND	1.0	ug/L	0.13
1,1-Dichloroethene	ND	1.0	ug/L	0.19
1,1-Dichloroethane	ND	1.0	ug/L	0.15
1,2-Dichloroethene (total)	ND	1.0	ug/L	0.34
Chloroform	ND	1.0	ug/L	0.16
1,2-Dichloroethane	ND	1.0	ug/L	0.22
2-Butanone	ND	10	ug/L	0.57
1,1,1-Trichloroethane	ND	1.0	ug/L	0.22
Carbon tetrachloride	ND	1.0	ug/L	0.13
Bromodichloromethane	ND	1.0	ug/L	0.15
1,2-Dichloropropane	ND	1.0	ug/L	0.18
cis-1,3-Dichloropropene	ND	1.0	ug/L	0.14
Trichloroethene	ND	1.0	ug/L	0.17
Dibromochloromethane	ND	1.0	ug/L	0.18
1,1,2-Trichloroethane	ND	1.0	ug/L	0.27
Benzene	ND	1.0	ug/L	0.13
trans-1,3-Dichloropropene	ND	1.0	ug/L	0.19
Bromoform	ND	1.0	ug/L	0.64
4-Methyl-2-pentanone	ND	10	ug/L	0.32
2-Hexanone	ND	10	ug/L	0.41
Tetrachloroethene	ND	1.0	ug/L	0.29
1,1,2,2-Tetrachloroethane	ND	1.0	ug/L	0.18
Toluene	ND	1.0	ug/L	0.13
Chlorobenzene	ND	1.0	ug/L	0.15
Ethylbenzene	ND	1.0	ug/L	0.17

(Continued on next page)

Environmental Quality Mgt., Inc.

Client Sample ID: FWGTEAM3-TRIP

GC/MS Volatiles

Lot-Sample #...: A7J110400-026 **Work Order #...:** J8RJL1AA **Matrix.....:** WQ

PARAMETER	RESULT	REPORTING LIMIT	UNITS	MDL
Styrene	ND	1.0	ug/L	0.11
Xylenes (total)	ND	2.0	ug/L	0.28

SURROGATE	PERCENT RECOVERY	RECOVERY LIMITS
Dibromofluoromethane	88	(50 - 150)
1,2-Dichloroethane-d4	86	(50 - 150)
Toluene-d8	89	(50 - 150)
4-Bromofluorobenzene	87	(50 - 150)

NOTE(S):

J Estimated result. Result is less than RL.

Data File: \\cansvr11\dd\chem\MSV\a3ux10.i\P71017A.b\UXX7611.D
Report Date: 19-Oct-2007 13:45

STL North Canton

CONTINUING CALIBRATION COMPOUNDS

Instrument ID: a3ux10.i Injection Date: 17-OCT-2007 09:56
Lab File ID: UXX7611.D Init. Cal. Date(s): 24-AUG-2007 03-OCT-2007
Analysis Type: WATER Init. Cal. Times: 18:07 12:32
Lab Sample ID: 50NG-CC Quant Type: ISTD
Method: \\cansvr11\dd\chem\MSV\a3ux10.i\P71017A.b\8260LLUX10.m

COMPOUND	RRF / AMOUNT	RF50	CCAL RRF50	MIN RRF	%D / %DRIFT	MAX %D / %DRIFT	CURVE TYPE	
$ 4 Dibromofluoromethane	0.22575	0.20404	0.20404	0.010	9.61457	50.00000	Averaged	
$ 5 1,2-Dichloroethane-d4	0.26034	0.22473	0.22473	0.010	13.67898	50.00000	Averaged	
$ 6 Toluene-d8	1.21891	1.12233	1.12233	0.010	7.92392	50.00000	Averaged	
$ 7 Bromofluorobenzene	0.44483	0.41806	0.41806	0.010	6.01637	50.00000	Averaged	
8 Dichlorodifluoromethane	0.19718	0.21403	0.21403	0.010	-8.54422	50.00000	Averaged	
9 Chloromethane	0.25805	0.26831	0.26831	0.100	-3.97764	50.00000	Averaged	
10 Vinyl Chloride	0.26191	0.24682	0.24682	0.010	5.76188	20.00000	Averaged	
11 Bromomethane	0.12884	0.11678	0.11678	0.010	9.36568	50.00000	Averaged	
12 Chloroethane	0.16216	0.15602	0.15602	0.010	3.78660	50.00000	Averaged	
13 Trichlorofluoromethane	0.22018	0.19572	0.19572	0.010	11.10951	50.00000	Averaged	
15 Acrolein	0.02369	0.01869	0.01869	0.010	21.07551	50.00000	Averaged	
16 Acetone	100	128	0.07684	0.010	27.64314	0.000e+000	Wt Linear	
17 1,1-Dichloroethene	0.22634	0.25057	0.25057	0.010	-10.70647	20.00000	Averaged	
18 Freon-113	0.18811	0.20164	0.20164	0.010	-7.19218	50.00000	Averaged	
19 Iodomethane	0.38610	0.39758	0.39758	0.010	-2.97408	50.00000	Averaged	
20 Carbon Disulfide	0.66903	0.68262	0.68262	0.010	-2.03177	50.00000	Averaged	
21 Methylene Chloride	50.00000	51.84668	0.26455	0.010	-3.69336	0.000e+000	Wt Linear	
22 Acetonitrile	0.01567	0.02602	0.02602	0.010	-66.01792	50.00000	Averaged	<-
23 Acrylonitrile	0.08176	0.09445	0.09445	0.010	-15.53247	50.00000	Averaged	
24 Methyl tert-butyl ether	0.66475	0.66906	0.66906	0.010	-0.64825	50.00000	Averaged	
25 trans-1,2-Dichloroethene	0.25613	0.26644	0.26644	0.010	-4.02693	50.00000	Averaged	
26 Hexane	0.06276	0.06716	0.06716	0.010	-7.01903	20.00000	Averaged	
27 Vinyl acetate	0.34276	0.31185	0.31185	0.010	9.01662	50.00000	Averaged	
28 1,1-Dichloroethane	0.39908	0.40890	0.40890	0.100	-2.46129	50.00000	Averaged	
29 tert-Butyl Alcohol	0.01346	0.02007	0.02007	0.010	-49.17601	50.00000	Averaged	
30 2-Butanone	0.09524	0.10851	0.10851	0.010	-13.94055	50.00000	Averaged	
M 31 1,2-Dichloroethene (total)	0.25941	0.26821	0.26821	0.010	-3.39244	50.00000	Averaged	
32 cis-1,2-dichloroethene	0.26269	0.26997	0.26997	0.010	-2.77379	50.00000	Averaged	
33 2,2-Dichloropropane	0.22876	0.19595	0.19595	0.010	14.34626	50.00000	Averaged	
34 Bromochloromethane	0.13131	0.14051	0.14051	0.010	-7.00972	50.00000	Averaged	
35 Chloroform	0.40193	0.40789	0.40789	0.010	-1.48442	20.00000	Averaged	
36 Tetrahydrofuran	0.06046	0.06432	0.06432	0.010	-6.38547	50.00000	Averaged	
37 1,1,1-Trichloroethane	0.31317	0.29728	0.29728	0.010	5.07418	50.00000	Averaged	
38 1,1-Dichloropropene	0.32316	0.33033	0.33033	0.010	-2.21856	50.00000	Averaged	
39 Carbon Tetrachloride	0.26169	0.25459	0.25459	0.010	2.71480	50.00000	Averaged	
40 1,2-Dichloroethane	0.30799	0.30216	0.30216	0.010	1.89238	50.00000	Averaged	
41 Benzene	1.01432	1.02560	1.02560	0.010	-1.11233	50.00000	Averaged	
42 Trichloroethene	0.28313	0.28987	0.28987	0.010	-2.38252	50.00000	Averaged	
43 1,2-Dichloropropane	0.22101	0.22970	0.22970	0.010	-3.93233	20.00000	Averaged	
44 1,4-Dioxane	2500	4013	0.00229	0.010	-60.50433	0.000e+000	Linear	<-
45 Dibromomethane	0.13409	0.14182	0.14182	0.010	-5.76209	50.00000	Averaged	
46 Bromodichloromethane	0.28239	0.28444	0.28444	0.010	-0.72551	50.00000	Averaged	
47 2-Chloroethyl vinyl ether	0.12951	0.13593	0.13593	0.010	-4.96344	50.00000	Averaged	

Data File: \\cansvr11\dd\chem\MSV\a3ux10.i\P71017A.b\UXX7611.D
Report Date: 19-Oct-2007 13:45

STL North Canton

CONTINUING CALIBRATION COMPOUNDS

Instrument ID: a3ux10.i Injection Date: 17-OCT-2007 09:56
Lab File ID: UXX7611.D Init. Cal. Date(s): 24-AUG-2007 03-OCT-2007
Analysis Type: WATER Init. Cal. Times: 18:07 12:32
Lab Sample ID: 50NG-CC Quant Type: ISTD
Method: \\cansvr11\dd\chem\MSV\a3ux10.i\P71017A.b\8260LLUX10.m

COMPOUND	RRF / AMOUNT	RF50	CCAL RRF50	MIN RRF	%D / %DRIFT	MAX %D / %DRIFT	CURVE TYPE	
48 cis-1,3-Dichloropropene	0.32241	0.32351	0.32351	0.010	-0.34026	50.00000	Averaged	
49 4-Methyl-2-pentanone	0.18590	0.19985	0.19985	0.010	-7.50327	50.00000	Averaged	
50 Toluene	1.42685	1.50205	1.50205	0.010	-5.26988	20.00000	Averaged	
51 trans-1,3-Dichloropropene	0.35406	0.36365	0.36365	0.010	-2.71043	50.00000	Averaged	
52 Ethyl Methacrylate	0.35292	0.38331	0.38331	0.010	-8.61171	50.00000	Averaged	
53 1,1,2-Trichloroethane	0.26996	0.29100	0.29100	0.010	-7.79344	50.00000	Averaged	
54 1,3-Dichloropropane	0.47468	0.50836	0.50836	0.010	-7.09385	50.00000	Averaged	
55 Tetrachloroethene	0.31899	0.33558	0.33558	0.010	-5.19942	50.00000	Averaged	
56 2-Hexanone	0.16993	0.18974	0.18974	0.010	-11.65451	50.00000	Averaged	
57 Dibromochloromethane	0.27274	0.29353	0.29353	0.010	-7.62241	50.00000	Averaged	
58 1,2-Dibromoethane	0.27391	0.29752	0.29752	0.010	-8.61866	50.00000	Averaged	
59 Chlorobenzene	0.94798	0.98955	0.98955	0.300	-4.38449	50.00000	Averaged	
60 1,1,1,2-Tetrachloroethane	0.29264	0.31394	0.31394	0.010	-7.27882	50.00000	Averaged	
61 Ethylbenzene	0.49923	0.52877	0.52877	0.010	-5.91767	20.00000	Averaged	
62 m + p-Xylene	0.63352	0.67651	0.67651	0.010	-6.78511	50.00000	Averaged	
M 63 Xylenes (total)	0.63200	0.67416	0.67416	0.010	-6.67001	50.00000	Averaged	
64 Xylene-o	0.62896	0.66946	0.66946	0.010	-6.43816	50.00000	Averaged	
65 Styrene	1.04440	1.13414	1.13414	0.010	-8.59238	50.00000	Averaged	
66 Bromoform	50.00000	51.07444	0.20148	0.100	-2.14888	0.000e+000	Wt Linear	
67 Isopropylbenzene	1.46679	1.55296	1.55296	0.010	-5.87537	50.00000	Averaged	
68 1,1,2,2-Tetrachloroethane	0.63389	0.68173	0.68173	0.300	-7.54614	50.00000	Averaged	
69 1,4-Dichloro-2-butene	50.00000	++++	0.11234	0.010	++++	0.000e+000	Wt Linear	<-
70 1,2,3-Trichloropropane	0.19708	0.20933	0.20933	0.010	-6.21447	50.00000	Averaged	
71 Bromobenzene	0.77018	0.78999	0.78999	0.010	-2.57321	50.00000	Averaged	
72 n-Propylbenzene	0.81510	0.83726	0.83726	0.010	-2.71863	50.00000	Averaged	
73 2-Chlorotoluene	0.71223	0.73133	0.73133	0.010	-2.68199	50.00000	Averaged	
74 1,3,5-Trimethylbenzene	2.34816	2.44738	2.44738	0.010	-4.22552	50.00000	Averaged	
75 4-Chlorotoluene	0.73567	0.76311	0.76311	0.010	-3.73009	50.00000	Averaged	
76 tert-Butylbenzene	2.24592	2.44288	2.44288	0.010	-8.76990	50.00000	Averaged	
77 1,2,4-Trimethylbenzene	2.40943	2.50631	2.50631	0.010	-4.02080	50.00000	Averaged	
78 sec-Butylbenzene	2.96145	3.09416	3.09416	0.010	-4.48112	50.00000	Averaged	
79 4-Isopropyltoluene	2.51741	2.68102	2.68102	0.010	-6.49900	50.00000	Averaged	
80 1,3-Dichlorobenzene	1.45583	1.50693	1.50693	0.010	-3.51055	50.00000	Averaged	
81 1,4-Dichlorobenzene	1.52341	1.61633	1.61633	0.010	-6.09945	50.00000	Averaged	
82 n-Butylbenzene	2.12948	2.25122	2.25122	0.010	-5.71675	50.00000	Averaged	
83 1,2-Dichlorobenzene	1.35757	1.46480	1.46480	0.010	-7.89842	50.00000	Averaged	
84 1,2-Dibromo-3-chloropropane	0.11020	0.12433	0.12433	0.010	-12.81966	50.00000	Averaged	
85 1,2,4-Trichlorobenzene	0.95601	0.86378	0.86378	0.010	9.64658	50.00000	Averaged	
86 Hexachlorobutadiene	0.40453	0.40129	0.40129	0.010	0.79967	50.00000	Averaged	
87 Naphthalene	2.04202	1.81860	1.81860	0.010	10.94116	50.00000	Averaged	
88 1,2,3-Trichlorobenzene	0.87106	0.74572	0.74572	0.010	14.39015	50.00000	Averaged	
98 Cyclohexane	0.43134	0.44455	0.44455	0.010	-3.06288	50.00000	Averaged	
143 Methyl Acetate	0.16304	0.18486	0.18486	0.010	-13.38284	50.00000	Averaged	

Data File: \\cansvr11\dd\chem\MSV\a3ux10.i\P71017A.b\UXX7611.D
Report Date: 19-Oct-2007 13:45

STL North Canton

CONTINUING CALIBRATION COMPOUNDS

Instrument ID: a3ux10.i Injection Date: 17-OCT-2007 09:56
Lab File ID: UXX7611.D Init. Cal. Date(s): 24-AUG-2007 03-OCT-2007
Analysis Type: WATER Init. Cal. Times: 18:07 12:32
Lab Sample ID: 50NG-CC Quant Type: ISTD
Method: \\cansvr11\dd\chem\MSV\a3ux10.i\P71017A.b\8260LLUX10.m

COMPOUND	RRF / AMOUNT	RF50	CCAL RRF50	MIN RRF	%D / %DRIFT	MAX %D / %DRIFT	CURVE TYPE
144 Methylcyclohexane	0.46264	0.47290	0.47290	0.010	-2.21831	50.00000	Averaged
141 1,3,5-Trichlorobenzene	1.05707	1.05776	1.05776	0.010	-0.06520	50.00000	Averaged
149 Vinyl Acetate-86	50.00000	44.90761	0.04036	0.010	10.18479	0.000e+000	Wt Linear

SDG: A7J110400
Date/Time Cal: 10/17/07 @ 0956

VOC Analyte	%D
Chloromethane	3.97764
Vinyl Chloride	5.76188
Bromomethane	9.36568
Chloroethane	3.7866
1,1-Dichloroethene	10.70647
Acetone	**27.64314**
Methylene Chloride	3.69336
Carbon Disulide	2.03177
trans-1,2-Dichloroethene	4.02693
1,1-Dichloroethane	2.46129
cis-1,2-Dichloroethene	2.77379
1,2-Dichloroethene total	3.39244
2-Butanone	13.94055
Bromochloromethane	7.00972
Chloroform	1.48442
1,1,1-Trichloroethane	5.07418
Carbon Tetrachloride	2.7148
Benzene	1.11233
1,2-Dichloroethane	1.89238
Trichloroethene	2.38252
1,2-Dichloropropane	3.93233
Bromodichloromethane	0.72551
cis-1,3-Dichloropropene	0.34026
4-Methyl-2-pentanone	7.50327
Toluene	5.26988
trans-1,3-Dichloropropene	2.71043
1,1,2-Trichloroethane	7.79344
Tetrachloroethene	5.19942
2-Hexanone	11.65451
Dibromochloromethane	7.62241
Ethylene Dibromide	8.61866
Chlorobenzene	4.38449
Ethylbenzene	5.91767
m,p- Xylenes	6.78511
o- Xylenes	6.43816
Total Xylenes	6.67001
Styrene	8.59238
Bromoform	2.14888
1,1,2,2-Tetrachloroethane	7.54614
AVG %D	5.771406

Data File: \\cansvr11\dd\chem\MSV\a3ux10.i\P71017A.b/UXX7613.D
Report Date: 10/17/2007

CONTINUING CALIBRATION COMPOUNDS
PERCENT DRIFT REPORT

Instrument ID: a3ux10.i Injection Date: 17-OCT-2007 10:40
Lab File ID: UXX7613.D Lab Sample ID: QCMRL
Analysis Type: WATER Method File: \\cansvr11\dd\chem\MSV\a3ux10.i\P71017A

	COMPOUND	EXPECTED CONC.	MEASURED CONC.	%D	MAX %D	
0	Fluorobenzene	50.0000	50.0000	0.0	50.0	
0	Chlorobenzene-d5	50.0000	50.0000	0.0	50.0	
0	1,4-Dichlorobenzene-d4	50.0000	50.0000	0.0	50.0	
0	1,3,5-Trichlorobenzene	5.0000	4.9336	1.3	50.0	
0	Methylcyclohexane	5.0000	4.6871	6.3	50.0	
0	Methyl Acetate	10.0000	12.3364	23.4	50.0	
0	Cyclohexane	5.0000	5.0837	1.7	50.0	
0	Dichlorodifluoromethane	5.0000	5.5112	10.2	50.0	
0	Chloromethane	5.0000	5.4428	8.9	50.0	
0	Vinyl Chloride	5.0000	5.0763	1.5	20.0	
0	Bromomethane	5.0000	5.2082	4.2	50.0	
0	Chloroethane	5.0000	5.1188	2.4	50.0	
0	Trichlorofluoromethane	5.0000	4.1410	17.2	50.0	
0	Acrolein	50.0000	38.0409	23.9	50.0	
0	Acetone	10.0000	15.5243	55.2	50.0	<-
0	1,1-Dichloroethene	5.0000	5.5877	11.8	20.0	
0	Freon-113	5.0000	5.2236	4.5	50.0	
0	Iodomethane	5.0000	5.4800	9.6	50.0	
0	Carbon Disulfide	5.0000	5.1317	2.6	50.0	
0	Methylene Chloride	5.0000	5.2169	4.3	50.0	
0	Hexachlorobutadiene	5.0000	5.1374	2.7	50.0	
0	Acrylonitrile	10.0000	10.2858	2.9	50.0	
0	Methyl tert-butyl ether	5.0000	5.0973	1.9	50.0	
0	trans-1,2-Dichloroethene	5.0000	5.2018	4.0	50.0	
0	Hexane	5.0000	4.7704	4.6	20.0	
0	Vinyl acetate	5.0000	4.4137	11.7	50.0	
0	1,1-Dichloroethane	5.0000	5.1679	3.4	50.0	
0	tert-Butyl Alcohol	100.0000	133.0774	33.1	50.0	
0	2-Butanone	10.0000	11.5764	15.8	50.0	
0	1,2-Dichloroethene (total)	10.0000	10.4310	4.3	50.0	
0	cis-1,2-dichloroethene	5.0000	5.2292	4.6	50.0	
0	2,2-Dichloropropane	5.0000	4.0887	18.2	50.0	
0	Bromochloromethane	5.0000	5.2294	4.6	50.0	
0	Chloroform	5.0000	5.0463	0.9	20.0	
0	Tetrahydrofuran	5.0000	5.2974	5.9	50.0	
0	1,1,1-Trichloroethane	5.0000	4.5902	8.2	50.0	
0	1,1-Dichloropropene	5.0000	4.9280	1.4	50.0	
0	Carbon Tetrachloride	5.0000	4.4359	11.3	50.0	
0	1,2-Dichloroethane	5.0000	4.7728	4.5	50.0	

Data File: \\cansvr11\dd\chem\MSV\a3ux10.i\P71017A.b/UXX7613.D
Report Date: 10/17/2007

CONTINUING CALIBRATION COMPOUNDS
PERCENT DRIFT REPORT

Instrument ID: a3ux10.i
Lab File ID: UXX7613.D
Analysis Type: WATER

Injection Date: 17-OCT-2007 10:40
Lab Sample ID: QCMRL
Method File: \\cansvr11\dd\chem\MSV\a3ux10.i\

	COMPOUND	EXPECTED CONC.	MEASURED CONC.	%D	MAX %D
0	Benzene	5.0000	5.4207	8.4	50.0
0	Trichloroethene	5.0000	5.1246	2.5	50.0
0	1,2-Dichloropropane	5.0000	4.9373	1.3	20.0
0	1,2,4-Trichlorobenzene	5.0000	4.3772	12.5	50.0
0	Dibromomethane	5.0000	4.8650	2.7	50.0
0	Bromodichloromethane	5.0000	4.7526	4.9	50.0
0	2-Chloroethyl vinyl ether	10.0000	8.9717	10.3	50.0
0	cis-1,3-Dichloropropene	5.0000	4.4099	11.8	50.0
0	4-Methyl-2-pentanone	10.0000	9.6099	3.9	50.0
0	Toluene	5.0000	5.3842	7.7	20.0
0	trans-1,3-Dichloropropene	5.0000	4.2358	15.3	50.0
0	Ethyl Methacrylate	5.0000	4.3988	12.0	50.0
0	1,1,2-Trichloroethane	5.0000	5.4911	9.8	50.0
0	1,3-Dichloropropane	5.0000	5.3196	6.4	50.0
0	Tetrachloroethene	5.0000	5.1933	3.9	50.0
0	2-Hexanone	10.0000	10.0476	0.5	50.0
0	Dibromochloromethane	5.0000	4.5462	9.1	50.0
0	1,2-Dibromoethane	5.0000	5.2085	4.2	50.0
0	Chlorobenzene	5.0000	5.5129	10.3	50.0
0	1,1,1,2-Tetrachloroethane	5.0000	4.7919	4.2	50.0
0	Ethylbenzene	5.0000	4.9815	0.4	20.0
0	m + p-Xylene	10.0000	9.8428	1.6	50.0
0	Xylenes (total)	15.0000	14.6800	2.1	50.0
0	Xylene-o	5.0000	4.8373	3.3	50.0
0	Styrene	5.0000	4.8014	4.0	50.0
0	Bromoform	5.0000	6.0888	21.8	50.0
0	Isopropylbenzene	5.0000	4.8814	2.4	50.0
0	1,1,2,2-Tetrachloroethane	5.0000	5.7934	15.9	50.0
0	1,4-Dichloro-2-butene	5.0000	5.8997	18.0	50.0
0	1,2,3-Trichloropropane	5.0000	5.3911	7.8	50.0
0	Bromobenzene	5.0000	5.6197	12.4	50.0
0	n-Propylbenzene	5.0000	5.0314	0.6	50.0
0	2-Chlorotoluene	5.0000	5.0647	1.3	50.0
0	1,3,5-Trimethylbenzene	5.0000	4.7739	4.5	50.0
0	4-Chlorotoluene	5.0000	5.3468	6.9	50.0
0	tert-Butylbenzene	5.0000	4.6218	7.6	50.0
0	1,2,4-Trimethylbenzene	5.0000	4.8139	3.7	50.0
0	sec-Butylbenzene	5.0000	4.9054	1.9	50.0
0	4-Isopropyltoluene	5.0000	4.8213	3.6	50.0

Data File: \\cansvr11\dd\chem\MSV\a3ux10.i\P71017A.b/UXX7613.D
Report Date: 10/17/2007

CONTINUING CALIBRATION COMPOUNDS
PERCENT DRIFT REPORT

Instrument ID: a3ux10.i
Lab File ID: UXX7613.D
Analysis Type: WATER

Injection Date: 17-OCT-2007 10:40
Lab Sample ID: QCMRL
Method File: \\cansvr11\dd\chem\MSV\a3ux10.i\

	COMPOUND	EXPECTED CONC.	MEASURED CONC.	%D	MAX %D	
0	1,3-Dichlorobenzene	5.0000	5.2319	4.6	50.0	
0	1,4-Dichlorobenzene	5.0000	5.5770	11.5	50.0	
0	n-Butylbenzene	5.0000	4.7890	4.2	50.0	
0	1,2-Dichlorobenzene	5.0000	5.5153	10.3	50.0	
0	1,2-Dibromo-3-chloropropane	5.0000	5.0992	2.0	50.0	
51	Acetonitrile	50.0000	75.2342	50.5	50.0	<-
59	1,4-Dioxane	250.0000	268.6537	7.5	50.0	
113	Naphthalene	5.0000	3.9066	21.9	50.0	
115	1,2,3-Trichlorobenzene	5.0000	4.3304	13.4	50.0	
149	Vinyl Acetate-86	5.0000	6.0807	21.6	50.0	
0	1,2-Dichloroethane-d4	5.0000	43.6553	773.1	50.0	<-
0	Dibromofluoromethane	5.0000	44.1711	783.4	50.0	<-
0	Bromofluorobenzene	5.0000	44.5126	790.3	50.0	<-
0	Toluene-d8	5.0000	45.8881	817.8	50.0	<-

Data File: \\cansvr11\dd\chem\MSV\a3ux10.i\P71017A.b/UXX7641.D
Report Date: 10/18/2007

CONTINUING CALIBRATION COMPOUNDS
PERCENT DRIFT REPORT

Instrument ID: a3ux10.i
Lab File ID: UXX7641.D
Analysis Type: WATER

Injection Date: 17-OCT-2007 21:07
Lab Sample ID: QCMRL
Method File: \\cansvr11\dd\chem\MSV\a3ux10.i\P71017A

	COMPOUND	EXPECTED CONC.	MEASURED CONC.	%D	MAX %D
0	Fluorobenzene	50.0000	50.0000	0.0	50.0
0	Chlorobenzene-d5	50.0000	50.0000	0.0	50.0
0	1,4-Dichlorobenzene-d4	50.0000	50.0000	0.0	50.0
0	1,3,5-Trichlorobenzene	5.0000	4.5747	8.5	50.0
0	Methylcyclohexane	5.0000	4.2477	15.0	50.0
0	Methyl Acetate	10.0000	11.9490	19.5	50.0
0	Cyclohexane	5.0000	4.4631	10.7	50.0
0	Dichlorodifluoromethane	5.0000	4.3754	12.5	50.0
0	Chloromethane	5.0000	4.8341	3.3	50.0
0	Vinyl Chloride	5.0000	4.5436	9.1	20.0
0	Bromomethane	5.0000	4.4780	10.4	50.0
0	Chloroethane	5.0000	4.6214	7.6	50.0
0	Trichlorofluoromethane	5.0000	3.3109	33.8	50.0
0	Acrolein	50.0000	41.2393	17.5	50.0
0	Acetone	10.0000	13.4139	34.1	50.0
0	1,1-Dichloroethene	5.0000	5.5532	11.1	20.0
0	Freon-113	5.0000	4.8938	2.1	50.0
0	Iodomethane	5.0000	5.2104	4.2	50.0
0	Carbon Disulfide	5.0000	4.8173	3.7	50.0
0	Methylene Chloride	5.0000	3.5823	28.4	50.0
0	Hexachlorobutadiene	5.0000	4.7298	5.4	50.0
0	Acrylonitrile	10.0000	10.9393	9.4	50.0
0	Methyl tert-butyl ether	5.0000	4.9935	0.1	50.0
0	trans-1,2-Dichloroethene	5.0000	5.1690	3.4	50.0
0	Hexane	5.0000	4.8096	3.8	20.0
0	Vinyl acetate	5.0000	2.8622	42.8	50.0
0	1,1-Dichloroethane	5.0000	5.1860	3.7	50.0
0	tert-Butyl Alcohol	100.0000	132.8210	32.8	50.0
0	2-Butanone	10.0000	11.8636	18.6	50.0
0	1,2-Dichloroethene (total)	10.0000	10.3110	3.1	50.0
0	cis-1,2-dichloroethene	5.0000	5.1419	2.8	50.0
0	2,2-Dichloropropane	5.0000	3.5519	29.0	50.0
0	Bromochloromethane	5.0000	5.3472	6.9	50.0
0	Chloroform	5.0000	4.9953	0.1	20.0
0	Tetrahydrofuran	5.0000	5.3974	7.9	50.0
0	1,1,1-Trichloroethane	5.0000	4.5510	9.0	50.0
0	1,1-Dichloropropene	5.0000	4.6368	7.3	50.0
0	Carbon Tetrachloride	5.0000	4.2519	15.0	50.0
0	1,2-Dichloroethane	5.0000	4.8462	3.1	50.0

Data File: \\cansvr11\dd\chem\MSV\a3ux10.i\P71017A.b/UXX7641.D
Report Date: 10/18/2007

CONTINUING CALIBRATION COMPOUNDS
PERCENT DRIFT REPORT

Instrument ID: a3ux10.i
Lab File ID: UXX7641.D
Analysis Type: WATER

Injection Date: 17-OCT-2007 21:07
Lab Sample ID: QCMRL
Method File: \\cansvr11\dd\chem\MSV\a3ux10.i\

COMPOUND	EXPECTED CONC.	MEASURED CONC.	%D	MAX %D
0 Benzene	5.0000	5.5017	10.0	50.0
0 Trichloroethene	5.0000	5.2902	5.8	50.0
0 1,2-Dichloropropane	5.0000	5.0849	1.7	20.0
0 1,2,4-Trichlorobenzene	5.0000	3.9845	20.3	50.0
0 Dibromomethane	5.0000	5.2844	5.7	50.0
0 Bromodichloromethane	5.0000	4.5364	9.3	50.0
0 2-Chloroethyl vinyl ether	10.0000	8.7955	12.0	50.0
0 cis-1,3-Dichloropropene	5.0000	3.9928	20.1	50.0
0 4-Methyl-2-pentanone	10.0000	9.9256	0.7	50.0
0 Toluene	5.0000	5.0968	1.9	20.0
0 trans-1,3-Dichloropropene	5.0000	4.1390	17.2	50.0
0 Ethyl Methacrylate	5.0000	4.4261	11.5	50.0
0 1,1,2-Trichloroethane	5.0000	5.2552	5.1	50.0
0 1,3-Dichloropropane	5.0000	5.4139	8.3	50.0
0 Tetrachloroethene	5.0000	5.2797	5.6	50.0
0 2-Hexanone	10.0000	11.3351	13.4	50.0
0 Dibromochloromethane	5.0000	4.4605	10.8	50.0
0 1,2-Dibromoethane	5.0000	5.2343	4.7	50.0
0 Chlorobenzene	5.0000	5.1547	3.1	50.0
0 1,1,1,2-Tetrachloroethane	5.0000	4.4835	10.3	50.0
0 Ethylbenzene	5.0000	4.8900	2.2	20.0
0 m + p-Xylene	10.0000	9.3132	6.9	50.0
0 Xylenes (total)	15.0000	13.7821	8.1	50.0
0 Xylene-o	5.0000	4.4689	10.6	50.0
0 Styrene	5.0000	4.6318	7.4	50.0
0 Bromoform	5.0000	6.0814	21.6	50.0
0 Isopropylbenzene	5.0000	4.5499	9.0	50.0
0 1,1,2,2-Tetrachloroethane	5.0000	5.6479	13.0	50.0
0 1,4-Dichloro-2-butene	5.0000	5.9025	18.1	50.0
0 1,2,3-Trichloropropane	5.0000	6.1079	22.2	50.0
0 Bromobenzene	5.0000	5.3093	6.2	50.0
0 n-Propylbenzene	5.0000	4.5904	8.2	50.0
0 2-Chlorotoluene	5.0000	4.9200	1.6	50.0
0 1,3,5-Trimethylbenzene	5.0000	4.5612	8.8	50.0
0 4-Chlorotoluene	5.0000	4.9422	1.2	50.0
0 tert-Butylbenzene	5.0000	4.1614	16.8	50.0
0 1,2,4-Trimethylbenzene	5.0000	4.5752	8.5	50.0
0 sec-Butylbenzene	5.0000	4.4919	10.2	50.0
0 4-Isopropyltoluene	5.0000	4.5226	9.5	50.0

Data File: \\cansvr11\dd\chem\MSV\a3ux10.i\P71017A.b/UXX7641.D
Report Date: 10/18/2007

CONTINUING CALIBRATION COMPOUNDS
PERCENT DRIFT REPORT

Instrument ID: a3ux10.i
Lab File ID: UXX7641.D
Analysis Type: WATER

Injection Date: 17-OCT-2007 21:07
Lab Sample ID: QCMRL
Method File: \\cansvr11\dd\chem\MSV\a3ux10.i\

	COMPOUND	EXPECTED CONC.	MEASURED CONC.	%D	MAX %D	
0	1,3-Dichlorobenzene	5.0000	5.0269	0.5	50.0	
0	1,4-Dichlorobenzene	5.0000	5.3542	7.1	50.0	
0	n-Butylbenzene	5.0000	4.3045	13.9	50.0	
0	1,2-Dichlorobenzene	5.0000	5.1512	3.0	50.0	
0	1,2-Dibromo-3-chloropropane	5.0000	4.7538	4.9	50.0	
51	Acetonitrile	50.0000	71.0703	42.1	50.0	
59	1,4-Dioxane	250.0000	285.5595	14.2	50.0	
113	Naphthalene	5.0000	3.6671	26.7	50.0	
115	1,2,3-Trichlorobenzene	5.0000	4.0405	19.2	50.0	
149	Vinyl Acetate-86	5.0000	4.6754	6.5	50.0	
0	1,2-Dichloroethane-d4	5.0000	43.3758	767.5	50.0	<-
0	Dibromofluoromethane	5.0000	44.7816	795.6	50.0	<-
0	Bromofluorobenzene	5.0000	45.3231	806.5	50.0	<-
0	Toluene-d8	5.0000	45.2633	805.3	50.0	<-

Data File: \\cansvr11\dd\chem\MSV\a3ux10.i\P71018A.b/UXX7673.D
Report Date: 10/18/2007

CONTINUING CALIBRATION COMPOUNDS
PERCENT DRIFT REPORT

Instrument ID: a3ux10.i Injection Date: 18-OCT-2007 11:15
Lab File ID: UXX7673.D Lab Sample ID: QCMRL
Analysis Type: WATER Method File: \\cansvr11\dd\chem\MSV\a3ux10.i\P71018A

COMPOUND	EXPECTED CONC.	MEASURED CONC.	%D	MAX %D
0 Fluorobenzene	50.0000	50.0000	0.0	50.0
0 Chlorobenzene-d5	50.0000	50.0000	0.0	50.0
0 1,4-Dichlorobenzene-d4	50.0000	50.0000	0.0	50.0
0 1,3,5-Trichlorobenzene	5.0000	4.7034	5.9	50.0
0 Methylcyclohexane	5.0000	4.6095	7.8	50.0
0 Methyl Acetate	10.0000	12.9156	29.2	50.0
0 Cyclohexane	5.0000	4.7689	4.6	50.0
0 Dichlorodifluoromethane	5.0000	5.0228	0.5	50.0
0 Chloromethane	5.0000	5.0897	1.8	50.0
0 Vinyl Chloride	5.0000	4.7202	5.6	20.0
0 Bromomethane	5.0000	5.0086	0.2	50.0
0 Chloroethane	5.0000	5.1220	2.4	50.0
0 Trichlorofluoromethane	5.0000	4.3620	12.8	50.0
0 Acrolein	50.0000	40.1783	19.6	50.0
0 Acetone	10.0000	12.2811	22.8	50.0
0 1,1-Dichloroethene	5.0000	5.0945	1.9	20.0
0 Freon-113	5.0000	5.2756	5.5	50.0
0 Iodomethane	5.0000	5.0580	1.2	50.0
0 Carbon Disulfide	5.0000	4.9851	0.3	50.0
0 Methylene Chloride	5.0000	4.4734	10.5	50.0
0 Hexachlorobutadiene	5.0000	5.1861	3.7	50.0
0 Acrylonitrile	10.0000	11.6278	16.3	50.0
0 Methyl tert-butyl ether	5.0000	4.7917	4.2	50.0
0 trans-1,2-Dichloroethene	5.0000	5.1024	2.0	50.0
0 Hexane	5.0000	4.6043	7.9	20.0
0 Vinyl acetate	5.0000	3.3403	33.2	50.0
0 1,1-Dichloroethane	5.0000	5.0408	0.8	50.0
0 tert-Butyl Alcohol	100.0000	147.6929	47.7	50.0
0 2-Butanone	10.0000	12.1538	21.5	50.0
0 1,2-Dichloroethene (total)	10.0000	9.8862	1.1	50.0
0 cis-1,2-dichloroethene	5.0000	4.7837	4.3	50.0
0 2,2-Dichloropropane	5.0000	4.1635	16.7	50.0
0 Bromochloromethane	5.0000	4.9828	0.3	50.0
0 Chloroform	5.0000	4.9700	0.6	20.0
0 Tetrahydrofuran	5.0000	4.9788	0.4	50.0
0 1,1,1-Trichloroethane	5.0000	4.7184	5.6	50.0
0 1,1-Dichloropropene	5.0000	4.6391	7.2	50.0
0 Carbon Tetrachloride	5.0000	4.5577	8.8	50.0
0 1,2-Dichloroethane	5.0000	4.8034	3.9	50.0

Data File: \\cansvr11\dd\chem\MSV\a3ux10.i\P71018A.b/UXX7673.D
Report Date: 10/18/2007

CONTINUING CALIBRATION COMPOUNDS
PERCENT DRIFT REPORT

Instrument ID: a3ux10.i
Lab File ID: UXX7673.D
Analysis Type: WATER

Injection Date: 18-OCT-2007 11:15
Lab Sample ID: QCMRL
Method File: \\cansvr11\dd\chem\MSV\a3ux10.i\

	COMPOUND	EXPECTED CONC.	MEASURED CONC.	%D	MAX %D
0	Benzene	5.0000	5.2066	4.1	50.0
0	Trichloroethene	5.0000	5.0480	1.0	50.0
0	1,2-Dichloropropane	5.0000	4.7440	5.1	20.0
0	1,2,4-Trichlorobenzene	5.0000	4.2793	14.4	50.0
0	Dibromomethane	5.0000	5.0386	0.8	50.0
0	Bromodichloromethane	5.0000	4.4354	11.3	50.0
0	2-Chloroethyl vinyl ether	10.0000	9.1405	8.6	50.0
0	cis-1,3-Dichloropropene	5.0000	4.1425	17.1	50.0
0	4-Methyl-2-pentanone	10.0000	9.8933	1.1	50.0
0	Toluene	5.0000	4.9722	0.6	20.0
0	trans-1,3-Dichloropropene	5.0000	4.0947	18.1	50.0
0	Ethyl Methacrylate	5.0000	4.3971	12.1	50.0
0	1,1,2-Trichloroethane	5.0000	5.1106	2.2	50.0
0	1,3-Dichloropropane	5.0000	5.0451	0.9	50.0
0	Tetrachloroethene	5.0000	4.8456	3.1	50.0
0	2-Hexanone	10.0000	10.0815	0.8	50.0
0	Dibromochloromethane	5.0000	4.5948	8.1	50.0
0	1,2-Dibromoethane	5.0000	4.9198	1.6	50.0
0	Chlorobenzene	5.0000	5.1669	3.3	50.0
0	1,1,1,2-Tetrachloroethane	5.0000	4.7381	5.2	50.0
0	Ethylbenzene	5.0000	4.8723	2.6	20.0
0	m + p-Xylene	10.0000	9.5442	4.6	50.0
0	Xylenes (total)	15.0000	14.2180	5.2	50.0
0	Xylene-o	5.0000	4.6738	6.5	50.0
0	Styrene	5.0000	4.6174	7.7	50.0
0	Bromoform	5.0000	6.0474	20.9	50.0
0	Isopropylbenzene	5.0000	4.6406	7.2	50.0
0	1,1,2,2-Tetrachloroethane	5.0000	5.2579	5.2	50.0
0	1,4-Dichloro-2-butene	5.0000	5.5522	11.0	50.0
0	1,2,3-Trichloropropane	5.0000	5.0403	0.8	50.0
0	Bromobenzene	5.0000	5.0122	0.2	50.0
0	n-Propylbenzene	5.0000	4.4804	10.4	50.0
0	2-Chlorotoluene	5.0000	4.6069	7.9	50.0
0	1,3,5-Trimethylbenzene	5.0000	4.4595	10.8	50.0
0	4-Chlorotoluene	5.0000	4.6432	7.1	50.0
0	tert-Butylbenzene	5.0000	4.7223	5.6	50.0
0	1,2,4-Trimethylbenzene	5.0000	4.5307	9.4	50.0
0	sec-Butylbenzene	5.0000	4.6302	7.4	50.0
0	4-Isopropyltoluene	5.0000	4.4975	10.0	50.0

Data File: \\cansvr11\dd\chem\MSV\a3ux10.i\P71018A.b/UXX7673.D
Report Date: 10/18/2007

CONTINUING CALIBRATION COMPOUNDS
PERCENT DRIFT REPORT

Instrument ID: a3ux10.i
Lab File ID: UXX7673.D
Analysis Type: WATER

Injection Date: 18-OCT-2007 11:15
Lab Sample ID: QCMRL
Method File: \\cansvr11\dd\chem\MSV\a3ux10.i\

	COMPOUND	EXPECTED CONC.	MEASURED CONC.	%D	MAX %D	
0	1,3-Dichlorobenzene	5.0000	5.1829	3.7	50.0	
0	1,4-Dichlorobenzene	5.0000	5.1485	3.0	50.0	
0	n-Butylbenzene	5.0000	4.6624	6.8	50.0	
0	1,2-Dichlorobenzene	5.0000	5.2876	5.8	50.0	
0	1,2-Dibromo-3-chloropropane	5.0000	5.3483	7.0	50.0	
51	Acetonitrile	50.0000	96.2478	92.5	50.0	<-
59	1,4-Dioxane	250.0000	314.3877	25.8	50.0	
113	Naphthalene	5.0000	3.7539	24.9	50.0	
115	1,2,3-Trichlorobenzene	5.0000	4.0582	18.8	50.0	
149	Vinyl Acetate-86	5.0000	5.2258	4.5	50.0	
0	1,2-Dichloroethane-d4	5.0000	43.8306	776.6	50.0	<-
0	Dibromofluoromethane	5.0000	44.9916	799.8	50.0	<-
0	Bromofluorobenzene	5.0000	46.3021	826.0	50.0	<-
0	Toluene-d8	5.0000	44.8810	797.6	50.0	<-

Data File: \\cansvr11\dd\chem\MSV\a3ux10.i\P71018A.b/UXX7692.D
Report Date: 10/19/2007

CONTINUING CALIBRATION COMPOUNDS
PERCENT DRIFT REPORT

Instrument ID: a3ux10.i
Lab File ID: UXX7692.D
Analysis Type: WATER

Injection Date: 18-OCT-2007 18:20
Lab Sample ID: QCMRL
Method File: \\cansvr11\dd\chem\MSV\a3ux10.i\P71018A

	COMPOUND	EXPECTED CONC.	MEASURED CONC.	%D	MAX %D	
0	Fluorobenzene	50.0000	50.0000	0.0	50.0	
0	Chlorobenzene-d5	50.0000	50.0000	0.0	50.0	
0	1,4-Dichlorobenzene-d4	50.0000	50.0000	0.0	50.0	
0	1,3,5-Trichlorobenzene	5.0000	4.6876	6.2	50.0	
0	Methylcyclohexane	5.0000	4.5408	9.2	50.0	
0	Methyl Acetate	10.0000	13.1149	31.1	50.0	
0	Cyclohexane	5.0000	4.5778	8.4	50.0	
0	Dichlorodifluoromethane	5.0000	4.9870	0.3	50.0	
0	Chloromethane	5.0000	5.2244	4.5	50.0	
0	Vinyl Chloride	5.0000	5.0701	1.4	20.0	
0	Bromomethane	5.0000	5.0626	1.3	50.0	
0	Chloroethane	5.0000	5.1228	2.5	50.0	
0	Trichlorofluoromethane	5.0000	4.3073	13.9	50.0	
0	Acrolein	50.0000	36.3609	27.3	50.0	
0	Acetone	10.0000	18.7862	87.9	50.0	<-
0	1,1-Dichloroethene	5.0000	5.1601	3.2	20.0	
0	Freon-113	5.0000	5.0854	1.7	50.0	
0	Iodomethane	5.0000	5.0807	1.6	50.0	
0	Carbon Disulfide	5.0000	4.8102	3.8	50.0	
0	Methylene Chloride	5.0000	4.2857	14.3	50.0	
0	Hexachlorobutadiene	5.0000	5.0866	1.7	50.0	
0	Acrylonitrile	10.0000	10.8497	8.5	50.0	
0	Methyl tert-butyl ether	5.0000	4.9284	1.4	50.0	
0	trans-1,2-Dichloroethene	5.0000	5.1119	2.2	50.0	
0	Hexane	5.0000	4.7291	5.4	20.0	
0	Vinyl acetate	5.0000	2.4903	50.2	50.0	<-
0	1,1-Dichloroethane	5.0000	4.9258	1.5	50.0	
0	tert-Butyl Alcohol	100.0000	149.5977	49.6	50.0	
0	2-Butanone	10.0000	11.6688	16.7	50.0	
0	1,2-Dichloroethene (total)	10.0000	10.0575	0.6	50.0	
0	cis-1,2-dichloroethene	5.0000	4.9456	1.1	50.0	
0	2,2-Dichloropropane	5.0000	3.9354	21.3	50.0	
0	Bromochloromethane	5.0000	5.3156	6.3	50.0	
0	Chloroform	5.0000	4.9689	0.6	20.0	
0	Tetrahydrofuran	5.0000	5.7180	14.4	50.0	
0	1,1,1-Trichloroethane	5.0000	4.3233	13.5	50.0	
0	1,1-Dichloropropene	5.0000	4.6240	7.5	50.0	
0	Carbon Tetrachloride	5.0000	4.2776	14.4	50.0	
0	1,2-Dichloroethane	5.0000	4.9046	1.9	50.0	

Data File: \\cansvr11\dd\chem\MSV\a3ux10.i\P71018A.b/UXX7692.D
Report Date: 10/19/2007

CONTINUING CALIBRATION COMPOUNDS
PERCENT DRIFT REPORT

Instrument ID: a3ux10.i
Lab File ID: UXX7692.D
Analysis Type: WATER

Injection Date: 18-OCT-2007 18:20
Lab Sample ID: QCMRL
Method File: \\cansvr11\dd\chem\MSV\a3ux10.i\

COMPOUND	EXPECTED CONC.	MEASURED CONC.	%D	MAX %D
0 Benzene	5.0000	5.2251	4.5	50.0
0 Trichloroethene	5.0000	4.9568	0.9	50.0
0 1,2-Dichloropropane	5.0000	4.8167	3.7	20.0
0 1,2,4-Trichlorobenzene	5.0000	4.0120	19.8	50.0
0 Dibromomethane	5.0000	5.3105	6.2	50.0
0 Bromodichloromethane	5.0000	4.5654	8.7	50.0
0 2-Chloroethyl vinyl ether	10.0000	8.4020	16.0	50.0
0 cis-1,3-Dichloropropene	5.0000	4.1048	17.9	50.0
0 4-Methyl-2-pentanone	10.0000	9.9051	0.9	50.0
0 Toluene	5.0000	5.0671	1.3	20.0
0 trans-1,3-Dichloropropene	5.0000	3.8178	23.6	50.0
0 Ethyl Methacrylate	5.0000	4.3110	13.8	50.0
0 1,1,2-Trichloroethane	5.0000	5.4332	8.7	50.0
0 1,3-Dichloropropane	5.0000	5.0890	1.8	50.0
0 Tetrachloroethene	5.0000	5.0653	1.3	50.0
0 2-Hexanone	10.0000	9.8230	1.8	50.0
0 Dibromochloromethane	5.0000	4.3655	12.7	50.0
0 1,2-Dibromoethane	5.0000	5.1987	4.0	50.0
0 Chlorobenzene	5.0000	5.1621	3.2	50.0
0 1,1,1,2-Tetrachloroethane	5.0000	4.6589	6.8	50.0
0 Ethylbenzene	5.0000	4.7203	5.6	20.0
0 m + p-Xylene	10.0000	9.2162	7.8	50.0
0 Xylenes (total)	15.0000	13.7600	8.3	50.0
0 Xylene-o	5.0000	4.5438	9.1	50.0
0 Styrene	5.0000	4.6087	7.8	50.0
0 Bromoform	5.0000	6.0970	21.9	50.0
0 Isopropylbenzene	5.0000	4.4440	11.1	50.0
0 1,1,2,2-Tetrachloroethane	5.0000	5.2780	5.6	50.0
0 1,4-Dichloro-2-butene	5.0000	5.6456	12.9	50.0
0 1,2,3-Trichloropropane	5.0000	5.0268	0.5	50.0
0 Bromobenzene	5.0000	4.8784	2.4	50.0
0 n-Propylbenzene	5.0000	4.3229	13.5	50.0
0 2-Chlorotoluene	5.0000	4.8543	2.9	50.0
0 1,3,5-Trimethylbenzene	5.0000	4.3652	12.7	50.0
0 4-Chlorotoluene	5.0000	4.4387	11.2	50.0
0 tert-Butylbenzene	5.0000	4.1227	17.5	50.0
0 1,2,4-Trimethylbenzene	5.0000	4.4562	10.9	50.0
0 sec-Butylbenzene	5.0000	4.4405	11.2	50.0
0 4-Isopropyltoluene	5.0000	4.3869	12.3	50.0

Data File: \\cansvr11\dd\chem\MSV\a3ux10.i\P71018A.b/UXX7692.D
Report Date: 10/19/2007

CONTINUING CALIBRATION COMPOUNDS
PERCENT DRIFT REPORT

Instrument ID: a3ux10.i
Injection Date: 18-OCT-2007 18:20
Lab File ID: UXX7692.D
Lab Sample ID: QCMRL
Analysis Type: WATER
Method File: \\cansvr11\dd\chem\MSV\a3ux10.i\

	COMPOUND	EXPECTED CONC.	MEASURED CONC.	%D	MAX %D	
0	1,3-Dichlorobenzene	5.0000	5.0053	0.1	50.0	
0	1,4-Dichlorobenzene	5.0000	5.2239	4.5	50.0	
0	n-Butylbenzene	5.0000	4.4665	10.7	50.0	
0	1,2-Dichlorobenzene	5.0000	5.0612	1.2	50.0	
0	1,2-Dibromo-3-chloropropane	5.0000	4.2104	15.8	50.0	
51	Acetonitrile	50.0000	100.2415	100.5	50.0	<-
59	1,4-Dioxane	250.0000	316.2325	26.5	50.0	
113	Naphthalene	5.0000	3.6022	28.0	50.0	
115	1,2,3-Trichlorobenzene	5.0000	3.8052	23.9	50.0	
149	Vinyl Acetate-86	5.0000	4.3385	13.2	50.0	
0	1,2-Dichloroethane-d4	5.0000	43.0953	761.9	50.0	<-
0	Dibromofluoromethane	5.0000	44.8220	796.4	50.0	<-
0	Bromofluorobenzene	5.0000	46.3120	826.2	50.0	<-
0	Toluene-d8	5.0000	44.7056	794.1	50.0	<-

METHOD BLANK REPORT

GC/MS Volatiles

Client Lot #...: A7J110400 **Work Order #...:** J88391AA **Matrix.....:** WATER
MB Lot-Sample #: A7J180000-329

Prep Date.....: 10/17/07 **Final Wgt/Vol..:** 5 mL
Analysis Date..: 10/17/07 **Prep Batch #...:** 7291329
Dilution Factor: 1 **Initial Wgt/Vol:** 5 mL

PARAMETER	RESULT	REPORTING LIMIT	UNITS	METHOD
Bromochloromethane	ND	1.0	ug/L	SW846 8260B
1,2-Dibromoethane	ND	1.0	ug/L	SW846 8260B
cis-1,2-Dichloroethene	ND	1.0	ug/L	SW846 8260B
trans-1,2-Dichloroethene	ND	1.0	ug/L	SW846 8260B
o-Xylene	ND	1.0	ug/L	SW846 8260B
m-Xylene & p-Xylene	ND	2.0	ug/L	SW846 8260B
Chloromethane	ND	1.0	ug/L	SW846 8260B
Bromomethane	ND	1.0	ug/L	SW846 8260B
Vinyl chloride	ND	1.0	ug/L	SW846 8260B
Chloroethane	ND	1.0	ug/L	SW846 8260B
Methylene chloride	ND	2.0	ug/L	SW846 8260B
Acetone	ND	10	ug/L	SW846 8260B
Carbon disulfide	ND	1.0	ug/L	SW846 8260B
1,1-Dichloroethene	ND	1.0	ug/L	SW846 8260B
1,1-Dichloroethane	ND	1.0	ug/L	SW846 8260B
1,2-Dichloroethene (total)	ND	1.0	ug/L	SW846 8260B
Chloroform	ND	1.0	ug/L	SW846 8260B
1,2-Dichloroethane	ND	1.0	ug/L	SW846 8260B
2-Butanone	ND	10	ug/L	SW846 8260B
1,1,1-Trichloroethane	ND	1.0	ug/L	SW846 8260B
Carbon tetrachloride	ND	1.0	ug/L	SW846 8260B
Bromodichloromethane	ND	1.0	ug/L	SW846 8260B
1,2-Dichloropropane	ND	1.0	ug/L	SW846 8260B
cis-1,3-Dichloropropene	ND	1.0	ug/L	SW846 8260B
Trichloroethene	ND	1.0	ug/L	SW846 8260B
Dibromochloromethane	ND	1.0	ug/L	SW846 8260B
1,1,2-Trichloroethane	ND	1.0	ug/L	SW846 8260B
Benzene	ND	1.0	ug/L	SW846 8260B
trans-1,3-Dichloropropene	ND	1.0	ug/L	SW846 8260B
Bromoform	ND	1.0	ug/L	SW846 8260B
4-Methyl-2-pentanone	ND	10	ug/L	SW846 8260B
2-Hexanone	ND	10	ug/L	SW846 8260B
Tetrachloroethene	ND	1.0	ug/L	SW846 8260B
1,1,2,2-Tetrachloroethane	ND	1.0	ug/L	SW846 8260B
Toluene	ND	1.0	ug/L	SW846 8260B
Chlorobenzene	ND	1.0	ug/L	SW846 8260B
Ethylbenzene	ND	1.0	ug/L	SW846 8260B
Styrene	ND	1.0	ug/L	SW846 8260B
Xylenes (total)	ND	2.0	ug/L	SW846 8260B

(Continued on next page)

METHOD BLANK REPORT

GC/MS Volatiles

Client Lot #...: A7J110400 **Work Order #...:** J88391AA **Matrix.....:** WATER

PARAMETER	RESULT	REPORTING LIMIT	UNITS	METHOD

SURROGATE	PERCENT RECOVERY	RECOVERY LIMITS
Dibromofluoromethane	88	(50 - 150)
1,2-Dichloroethane-d4	85	(50 - 150)
Toluene-d8	88	(50 - 150)
4-Bromofluorobenzene	89	(50 - 150)

NOTE(S):

Calculations are performed before rounding to avoid round-off errors in calculated results.

METHOD BLANK REPORT

GC/MS Volatiles

Client Lot #...: A7J110400 **Work Order #...:** J9C511AA **Matrix.....:** WATER
MB Lot-Sample #: A7J190000-121

Prep Date.....: 10/18/07 **Final Wgt/Vol..:** 5 mL
Analysis Date..: 10/18/07 **Prep Batch #...:** 7292121
Dilution Factor: 1 **Initial Wgt/Vol:** 5 mL

PARAMETER	RESULT	REPORTING LIMIT	UNITS	METHOD
Bromochloromethane	ND	1.0	ug/L	SW846 8260B
1,2-Dibromoethane	ND	1.0	ug/L	SW846 8260B
cis-1,2-Dichloroethene	ND	1.0	ug/L	SW846 8260B
trans-1,2-Dichloroethene	ND	1.0	ug/L	SW846 8260B
o-Xylene	ND	1.0	ug/L	SW846 8260B
m-Xylene & p-Xylene	ND	2.0	ug/L	SW846 8260B
Chloromethane	ND	1.0	ug/L	SW846 8260B
Bromomethane	ND	1.0	ug/L	SW846 8260B
Vinyl chloride	ND	1.0	ug/L	SW846 8260B
Chloroethane	ND	1.0	ug/L	SW846 8260B
Methylene chloride	ND	2.0	ug/L	SW846 8260B
Acetone	**1.2 J**	**10**	**ug/L**	**SW846 8260B**
Carbon disulfide	ND	1.0	ug/L	SW846 8260B
1,1-Dichloroethene	ND	1.0	ug/L	SW846 8260B
1,1-Dichloroethane	ND	1.0	ug/L	SW846 8260B
1,2-Dichloroethene (total)	ND	1.0	ug/L	SW846 8260B
Chloroform	ND	1.0	ug/L	SW846 8260B
1,2-Dichloroethane	ND	1.0	ug/L	SW846 8260B
2-Butanone	ND	10	ug/L	SW846 8260B
1,1,1-Trichloroethane	ND	1.0	ug/L	SW846 8260B
Carbon tetrachloride	ND	1.0	ug/L	SW846 8260B
Bromodichloromethane	ND	1.0	ug/L	SW846 8260B
1,2-Dichloropropane	ND	1.0	ug/L	SW846 8260B
cis-1,3-Dichloropropene	ND	1.0	ug/L	SW846 8260B
Trichloroethene	ND	1.0	ug/L	SW846 8260B
Dibromochloromethane	ND	1.0	ug/L	SW846 8260B
1,1,2-Trichloroethane	ND	1.0	ug/L	SW846 8260B
Benzene	ND	1.0	ug/L	SW846 8260B
trans-1,3-Dichloropropene	ND	1.0	ug/L	SW846 8260B
Bromoform	ND	1.0	ug/L	SW846 8260B
4-Methyl-2-pentanone	ND	10	ug/L	SW846 8260B
2-Hexanone	ND	10	ug/L	SW846 8260B
Tetrachloroethene	ND	1.0	ug/L	SW846 8260B
1,1,2,2-Tetrachloroethane	ND	1.0	ug/L	SW846 8260B
Toluene	ND	1.0	ug/L	SW846 8260B
Chlorobenzene	ND	1.0	ug/L	SW846 8260B
Ethylbenzene	ND	1.0	ug/L	SW846 8260B
Styrene	ND	1.0	ug/L	SW846 8260B
Xylenes (total)	ND	2.0	ug/L	SW846 8260B

(Continued on next page)

METHOD BLANK REPORT

GC/MS Volatiles

Client Lot #...: A7J110400 **Work Order #...:** J9C511AA **Matrix.....:** WATER

PARAMETER	RESULT	REPORTING LIMIT	UNITS	METHOD

SURROGATE	PERCENT RECOVERY	RECOVERY LIMITS
Dibromofluoromethane	89	(50 - 150)
1,2-Dichloroethane-d4	86	(50 - 150)
Toluene-d8	87	(50 - 150)
4-Bromofluorobenzene	89	(50 - 150)

NOTE(S):

Calculations are performed before rounding to avoid round-off errors in calculated results.

J Estimated result. Result is less than RL.

Method Blank Outlier Report

Lab Reporting Batch : A7J110400 **Lab ID:** STLCAN

Analysis Method : 8260B **Analysis Date :** 10/18/2007

Preparation Type : 5030B **Preparation Date :** 10/18/2007

Method Blank Lab Sample ID : A7J190000121B **Preparation Batch :** 7292121

Acetone	Result	Reporting Limit	Units	Lab Qual	Comments
Method Blank Result:	1.2	10	ug/L	J	Common Contaminant

Acetone was qualified due to method blank contamination in the following associated samples:

Client Sample ID	Lab Sample ID	Dilution	Result	Lab Qual	Result Units
FWGEQUIPRINSE4-0559-G	A7J110400020	1	10	B	ug/L

MB result less than 1/2 MRL; NO qualifications

DW

12/17/07

LABORATORY CONTROL SAMPLE EVALUATION REPORT

GC/MS Volatiles

Client Lot #...: A7J110400 **Work Order #...:** J88391AC-LCS **Matrix.....:** WATER
LCS Lot-Sample#: A7J180000-329 J88391AD-LCSD
Prep Date.....: 10/17/07 **Analysis Date..:** 10/17/07
Prep Batch #...: 7291329
Dilution Factor: 1 **Final Wgt/Vol..:** 5 mL
Initial Wgt/Vol: 5 mL

PARAMETER	PERCENT RECOVERY	RECOVERY LIMITS	RPD	RPD LIMITS	METHOD
cis-1,2-Dichloroethene	97	(73 - 133)			SW846 8260B
	100	(73 - 133)	2.9	(0-30)	SW846 8260B
trans-1,2-Dichloroethene	96	(75 - 134)			SW846 8260B
	98	(75 - 134)	2.5	(0-30)	SW846 8260B
1,2-Dibromoethane	104	(75 - 127)			SW846 8260B
	107	(75 - 127)	2.3	(0-30)	SW846 8260B
Bromochloromethane	100	(75 - 127)			SW846 8260B
	102	(75 - 127)	2.6	(0-30)	SW846 8260B
m-Xylene & p-Xylene	102	(75 - 122)			SW846 8260B
	105	(75 - 122)	3.1	(0-30)	SW846 8260B
o-Xylene	101	(75 - 118)			SW846 8260B
	104	(75 - 118)	3.8	(0-30)	SW846 8260B
Chloromethane	78	(58 - 135)			SW846 8260B
	77	(58 - 135)	0.68	(0-30)	SW846 8260B
Bromomethane	91	(35 - 153)			SW846 8260B
	90	(35 - 153)	1.6	(0-30)	SW846 8260B
Vinyl chloride	78	(73 - 134)			SW846 8260B
	78	(73 - 134)	0.46	(0-30)	SW846 8260B
Chloroethane	88	(72 - 129)			SW846 8260B
	90	(72 - 129)	2.0	(0-30)	SW846 8260B
Methylene chloride	97	(69 - 118)			SW846 8260B
	99	(69 - 118)	1.7	(0-30)	SW846 8260B
Acetone	114	(51 - 157)			SW846 8260B
	107	(51 - 157)	6.4	(0-30)	SW846 8260B
Carbon disulfide	91	(74 - 123)			SW846 8260B
	92	(74 - 123)	1.8	(0-30)	SW846 8260B
1,1-Dichloroethene	**100**	**(75 - 125)**			**SW846 8260B**
	101	**(75 - 125)**	**0.72**	**(0-30)**	**SW846 8260B**
1,1-Dichloroethane	98	(75 - 133)			SW846 8260B
	100	(75 - 133)	2.4	(0-30)	SW846 8260B
1,2-Dichloroethene (total)	97	(85 - 111)			SW846 8260B
	99	(85 - 111)	2.7	(0-30)	SW846 8260B
Chloroform	96	(74 - 127)			SW846 8260B
	99	(74 - 127)	3.6	(0-30)	SW846 8260B
1,2-Dichloroethane	94	(67 - 132)			SW846 8260B
	96	(67 - 132)	2.4	(0-30)	SW846 8260B

(Continued on next page)

LABORATORY CONTROL SAMPLE EVALUATION REPORT

GC/MS Volatiles

Client Lot #...: A7J110400 **Work Order #...:** J88391AC-LCS **Matrix.....:** WATER
LCS Lot-Sample#: A7J180000-329 J88391AD-LCSD

PARAMETER	PERCENT RECOVERY	RECOVERY LIMITS	RPD	RPD LIMITS	METHOD
2-Butanone	105	(45 - 150)			SW846 8260B
	105	(45 - 150)	0.010	(0-30)	SW846 8260B
1,1,1-Trichloroethane	89	(70 - 127)			SW846 8260B
	93	(70 - 127)	4.4	(0-30)	SW846 8260B
Carbon tetrachloride	93	(71 - 132)			SW846 8260B
	95	(71 - 132)	2.2	(0-30)	SW846 8260B
Bromodichloromethane	96	(70 - 130)			SW846 8260B
	99	(70 - 130)	2.8	(0-30)	SW846 8260B
1,2-Dichloropropane	100	(75 - 127)			SW846 8260B
	102	(75 - 127)	1.8	(0-30)	SW846 8260B
cis-1,3-Dichloropropene	95	(73 - 132)			SW846 8260B
	100	(73 - 132)	5.0	(0-30)	SW846 8260B
Trichloroethene	**99**	**(67 - 128)**			**SW846 8260B**
	100	**(67 - 128)**	**0.61**	**(0-30)**	**SW846 8260B**
Dibromochloromethane	100	(74 - 145)			SW846 8260B
	104	(74 - 145)	4.4	(0-30)	SW846 8260B
1,1,2-Trichloroethane	102	(75 - 136)			SW846 8260B
	104	(75 - 136)	1.7	(0-30)	SW846 8260B
Benzene	**96**	**(75 - 126)**			**SW846 8260B**
	99	**(75 - 126)**	**3.4**	**(0-30)**	**SW846 8260B**
trans-1,3-Dichloropropene	98	(74 - 131)			SW846 8260B
	102	(74 - 131)	4.1	(0-30)	SW846 8260B
Bromoform	94	(72 - 136)			SW846 8260B
	97	(72 - 136)	3.8	(0-30)	SW846 8260B
4-Methyl-2-pentanone	100	(59 - 150)			SW846 8260B
	99	(59 - 150)	1.1	(0-30)	SW846 8260B
2-Hexanone	108	(53 - 139)			SW846 8260B
	107	(53 - 139)	1.4	(0-30)	SW846 8260B
Tetrachloroethene	99	(75 - 129)			SW846 8260B
	103	(75 - 129)	3.9	(0-30)	SW846 8260B
1,1,2,2-Tetrachloroethane	101	(68 - 129)			SW846 8260B
	104	(68 - 129)	2.9	(0-30)	SW846 8260B
Toluene	**99**	**(75 - 125)**			**SW846 8260B**
	103	**(75 - 125)**	**3.4**	**(0-30)**	**SW846 8260B**
Chlorobenzene	**100**	**(75 - 127)**			**SW846 8260B**
	104	**(75 - 127)**	**3.9**	**(0-30)**	**SW846 8260B**
Ethylbenzene	101	(75 - 120)			SW846 8260B
	102	(75 - 120)	1.9	(0-30)	SW846 8260B
Styrene	103	(75 - 130)			SW846 8260B
	106	(75 - 130)	3.2	(0-30)	SW846 8260B
Xylenes (total)	101	(90 - 114)			SW846 8260B
	105	(90 - 114)	3.3	(0-30)	SW846 8260B

(Continued on next page)

LABORATORY CONTROL SAMPLE EVALUATION REPORT

GC/MS Volatiles

Client Lot #...: A7J110400 **Work Order #...:** J88391AC-LCS **Matrix.....:** WATER
LCS Lot-Sample#: A7J180000-329 J88391AD-LCSD

PARAMETER	PERCENT RECOVERY	RECOVERY LIMITS	RPD	RPD LIMITS	METHOD
n-Hexane	101	(69 - 129)			SW846 8260B
	101	(69 - 129)	0.090	(0-30)	SW846 8260B
1,2-Dibromo-3-chloro-propane	103	(75 - 132)			SW846 8260B
	108	(75 - 132)	4.8	(0-30)	SW846 8260B
1,2-Dichlorobenzene	100	(73 - 120)			SW846 8260B
	100	(73 - 120)	0.52	(0-30)	SW846 8260B
1,3-Dichlorobenzene	100	(75 - 122)			SW846 8260B
	101	(75 - 122)	0.61	(0-30)	SW846 8260B
1,4-Dichlorobenzene	98	(74 - 123)			SW846 8260B
	103	(74 - 123)	4.8	(0-30)	SW846 8260B
Dichlorodifluoromethane	44 a	(59 - 134)			SW846 8260B
	42 a	(59 - 134)	3.5	(0-30)	SW846 8260B
Freon 113	106	(50 - 150)			SW846 8260B
	101	(50 - 150)	4.5	(0-30)	SW846 8260B
Isopropylbenzene	111	(75 - 126)			SW846 8260B
	114	(75 - 126)	2.5	(0-30)	SW846 8260B
Methyl acetate	97	(60 - 140)			SW846 8260B
	98	(60 - 140)	0.45	(0-20)	SW846 8260B
Methylcyclohexane	85	(60 - 140)			SW846 8260B
	85	(60 - 140)	0.21	(0-20)	SW846 8260B
Methyl tert-butyl ether (MTBE)	94	(59 - 129)			SW846 8260B
	95	(59 - 129)	1.8	(0-30)	SW846 8260B
1,2,4-Trichloro-benzene	86	(75 - 130)			SW846 8260B
	90	(75 - 130)	4.8	(0-30)	SW846 8260B
Trichlorofluoromethane	94	(68 - 133)			SW846 8260B
	94	(68 - 133)	0.87	(0-30)	SW846 8260B
Acrolein	72	(50 - 150)			SW846 8260B
	61	(50 - 150)	17	(0-30)	SW846 8260B
Acrylonitrile	105	(50 - 150)			SW846 8260B
	104	(50 - 150)	0.79	(0-30)	SW846 8260B
n-Butylbenzene	97	(75 - 126)			SW846 8260B
	99	(75 - 126)	2.7	(0-30)	SW846 8260B
sec-Butylbenzene	98	(75 - 125)			SW846 8260B
	100	(75 - 125)	1.9	(0-30)	SW846 8260B
tert-Butylbenzene	103	(75 - 125)			SW846 8260B
	95	(75 - 125)	8.3	(0-30)	SW846 8260B

(Continued on next page)

LABORATORY CONTROL SAMPLE EVALUATION REPORT

GC/MS Volatiles

Client Lot #...: A7J110400 **Work Order #...:** J88391AC-LCS **Matrix.....:** WATER
LCS Lot-Sample#: A7J180000-329 J88391AD-LCSD

PARAMETER	PERCENT RECOVERY	RECOVERY LIMITS	RPD	RPD LIMITS	METHOD
2-Chlorotoluene	100	(75 - 121)			SW846 8260B
	101	(75 - 121)	1.2	(0-30)	SW846 8260B
4-Chlorotoluene	100	(73 - 127)			SW846 8260B
	104	(73 - 127)	4.2	(0-30)	SW846 8260B
Dibromomethane	98	(76 - 132)			SW846 8260B
	101	(76 - 132)	2.8	(0-30)	SW846 8260B
1,3-Dichloropropane	102	(75 - 133)			SW846 8260B
	106	(75 - 133)	3.2	(0-30)	SW846 8260B
2,2-Dichloropropane	78	(62 - 134)			SW846 8260B
	81	(62 - 134)	3.9	(0-30)	SW846 8260B
1,1-Dichloropropene	93	(75 - 135)			SW846 8260B
	94	(75 - 135)	0.93	(0-30)	SW846 8260B
Hexachlorobutadiene	88	(75 - 133)			SW846 8260B
	91	(75 - 133)	3.4	(0-30)	SW846 8260B
Iodomethane	95	(50 - 150)			SW846 8260B
	98	(50 - 150)	2.6	(0-30)	SW846 8260B
p-Isopropyltoluene	102	(75 - 125)			SW846 8260B
	104	(75 - 125)	1.3	(0-30)	SW846 8260B
Naphthalene	91	(65 - 149)			SW846 8260B
	96	(65 - 149)	4.9	(0-30)	SW846 8260B
n-Propylbenzene	99	(75 - 127)			SW846 8260B
	102	(75 - 127)	2.8	(0-30)	SW846 8260B
1,1,1,2-Tetrachloroethane	101	(75 - 127)			SW846 8260B
	104	(75 - 127)	3.0	(0-30)	SW846 8260B
1,2,3-Trichlorobenzene	88	(75 - 133)			SW846 8260B
	93	(75 - 133)	4.7	(0-30)	SW846 8260B
1,2,3-Trichloropropane	113	(65 - 139)			SW846 8260B
	113	(65 - 139)	0.46	(0-30)	SW846 8260B
1,1,2-Trichloro-1,2,2-trifluoroethane	106	(50 - 150)			SW846 8260B
	101	(50 - 150)	4.5	(0-30)	SW846 8260B
1,2,4-Trimethylbenzene	98	(75 - 123)			SW846 8260B
	100	(75 - 123)	1.9	(0-30)	SW846 8260B
1,3,5-Trimethylbenzene	99	(75 - 121)			SW846 8260B
	101	(75 - 121)	2.0	(0-30)	SW846 8260B
Vinyl acetate	96	(30 - 150)			SW846 8260B
	104	(30 - 150)	7.6	(0-30)	SW846 8260B
Bromobenzene	100	(74 - 123)			SW846 8260B
	101	(74 - 123)	1.6	(0-30)	SW846 8260B

(Continued on next page)

LABORATORY CONTROL SAMPLE EVALUATION REPORT

GC/MS Volatiles

Client Lot #...: A7J110400 **Work Order #...:** J88391AC-LCS **Matrix.....:** WATER
LCS Lot-Sample#: A7J180000-329 J88391AD-LCSD

SURROGATE	PERCENT RECOVERY	RECOVERY LIMITS
Dibromofluoromethane	89	(50 - 150)
	89	(50 - 150)
1,2-Dichloroethane-d4	83	(50 - 150)
	84	(50 - 150)
Toluene-d8	91	(50 - 150)
	92	(50 - 150)
4-Bromofluorobenzene	93	(50 - 150)
	93	(50 - 150)

NOTE(S):

Calculations are performed before rounding to avoid round-off errors in calculated results.

Bold print denotes control parameters

a Spiked analyte recovery is outside stated control limits.

LABORATORY CONTROL SAMPLE EVALUATION REPORT

GC/MS Volatiles

Client Lot #...: A7J110400 **Work Order #...:** J9C511AC-LCS **Matrix.....:** WATER
LCS Lot-Sample#: A7J190000-121 J9C511AD-LCSD
Prep Date.....: 10/18/07 **Analysis Date..:** 10/18/07
Prep Batch #...: 7292121
Dilution Factor: 1 **Final Wgt/Vol..:** 5 mL
Initial Wgt/Vol: 5 mL

PARAMETER	PERCENT RECOVERY	RECOVERY LIMITS	RPD	RPD LIMITS	METHOD
cis-1,2-Dichloroethene	98	(73 - 133)			SW846 8260B
	101	(73 - 133)	3.0	(0-30)	SW846 8260B
trans-1,2-Dichloroethene	98	(75 - 134)			SW846 8260B
	99	(75 - 134)	1.1	(0-30)	SW846 8260B
1,2-Dibromoethane	101	(75 - 127)			SW846 8260B
	103	(75 - 127)	2.2	(0-30)	SW846 8260B
Bromochloromethane	101	(75 - 127)			SW846 8260B
	100	(75 - 127)	1.2	(0-30)	SW846 8260B
m-Xylene & p-Xylene	101	(75 - 122)			SW846 8260B
	102	(75 - 122)	1.4	(0-30)	SW846 8260B
o-Xylene	101	(75 - 118)			SW846 8260B
	101	(75 - 118)	0.54	(0-30)	SW846 8260B
Chloromethane	89	(58 - 135)			SW846 8260B
	88	(58 - 135)	1.1	(0-30)	SW846 8260B
Bromomethane	88	(35 - 153)			SW846 8260B
	96	(35 - 153)	8.8	(0-30)	SW846 8260B
Vinyl chloride	87	(73 - 134)			SW846 8260B
	86	(73 - 134)	1.4	(0-30)	SW846 8260B
Chloroethane	90	(72 - 129)			SW846 8260B
	93	(72 - 129)	3.4	(0-30)	SW846 8260B
Methylene chloride	99	(69 - 118)			SW846 8260B
	97	(69 - 118)	1.9	(0-30)	SW846 8260B
Acetone	109	(51 - 157)			SW846 8260B
	113	(51 - 157)	3.6	(0-30)	SW846 8260B
Carbon disulfide	96	(74 - 123)			SW846 8260B
	97	(74 - 123)	1.6	(0-30)	SW846 8260B
1,1-Dichloroethene	**100**	**(75 - 125)**			**SW846 8260B**
	101	**(75 - 125)**	**0.68**	**(0-30)**	**SW846 8260B**
1,1-Dichloroethane	99	(75 - 133)			SW846 8260B
	100	(75 - 133)	0.71	(0-30)	SW846 8260B
1,2-Dichloroethene (total)	98	(85 - 111)			SW846 8260B
	100	(85 - 111)	2.0	(0-30)	SW846 8260B
Chloroform	97	(74 - 127)			SW846 8260B
	98	(74 - 127)	0.83	(0-30)	SW846 8260B
1,2-Dichloroethane	95	(67 - 132)			SW846 8260B
	96	(67 - 132)	0.69	(0-30)	SW846 8260B

(Continued on next page)

LABORATORY CONTROL SAMPLE EVALUATION REPORT

GC/MS Volatiles

Client Lot #...: A7J110400 **Work Order #...:** J9C511AC-LCS **Matrix.....:** WATER
LCS Lot-Sample#: A7J190000-121 J9C511AD-LCSD

PARAMETER	PERCENT RECOVERY	RECOVERY LIMITS	RPD	RPD LIMITS	METHOD
2-Butanone	116	(45 - 150)			SW846 8260B
	108	(45 - 150)	6.5	(0-30)	SW846 8260B
1,1,1-Trichloroethane	92	(70 - 127)			SW846 8260B
	93	(70 - 127)	1.3	(0-30)	SW846 8260B
Carbon tetrachloride	92	(71 - 132)			SW846 8260B
	94	(71 - 132)	2.1	(0-30)	SW846 8260B
Bromodichloromethane	95	(70 - 130)			SW846 8260B
	97	(70 - 130)	2.0	(0-30)	SW846 8260B
1,2-Dichloropropane	98	(75 - 127)			SW846 8260B
	101	(75 - 127)	2.4	(0-30)	SW846 8260B
cis-1,3-Dichloropropene	95	(73 - 132)			SW846 8260B
	99	(73 - 132)	4.2	(0-30)	SW846 8260B
Trichloroethene	**97**	**(67 - 128)**			**SW846 8260B**
	99	**(67 - 128)**	**1.6**	**(0-30)**	**SW846 8260B**
Dibromochloromethane	99	(74 - 145)			SW846 8260B
	103	(74 - 145)	3.5	(0-30)	SW846 8260B
1,1,2-Trichloroethane	100	(75 - 136)			SW846 8260B
	102	(75 - 136)	1.8	(0-30)	SW846 8260B
Benzene	**97**	**(75 - 126)**			**SW846 8260B**
	97	**(75 - 126)**	**0.62**	**(0-30)**	**SW846 8260B**
trans-1,3-Dichloropropene	96	(74 - 131)			SW846 8260B
	98	(74 - 131)	2.4	(0-30)	SW846 8260B
Bromoform	93	(72 - 136)			SW846 8260B
	96	(72 - 136)	3.1	(0-30)	SW846 8260B
4-Methyl-2-pentanone	98	(59 - 150)			SW846 8260B
	98	(59 - 150)	0.13	(0-30)	SW846 8260B
2-Hexanone	100	(53 - 139)			SW846 8260B
	106	(53 - 139)	5.7	(0-30)	SW846 8260B
Tetrachloroethene	98	(75 - 129)			SW846 8260B
	100	(75 - 129)	1.4	(0-30)	SW846 8260B
1,1,2,2-Tetrachloroethane	100	(68 - 129)			SW846 8260B
	101	(68 - 129)	0.72	(0-30)	SW846 8260B
Toluene	**99**	**(75 - 125)**			**SW846 8260B**
	100	**(75 - 125)**	**1.3**	**(0-30)**	**SW846 8260B**
Chlorobenzene	**100**	**(75 - 127)**			**SW846 8260B**
	101	**(75 - 127)**	**1.3**	**(0-30)**	**SW846 8260B**
Ethylbenzene	101	(75 - 120)			SW846 8260B
	101	(75 - 120)	0.43	(0-30)	SW846 8260B
Styrene	103	(75 - 130)			SW846 8260B
	103	(75 - 130)	0.46	(0-30)	SW846 8260B
Xylenes (total)	101	(90 - 114)			SW846 8260B
	102	(90 - 114)	1.1	(0-30)	SW846 8260B

(Continued on next page)

LABORATORY CONTROL SAMPLE EVALUATION REPORT

GC/MS Volatiles

Client Lot #...: A7J110400 **Work Order #...:** J9C511AC-LCS **Matrix.....:** WATER
LCS Lot-Sample#: A7J190000-121 J9C511AD-LCSD

PARAMETER	PERCENT RECOVERY	RECOVERY LIMITS	RPD	RPD LIMITS	METHOD
n-Hexane	102	(69 - 129)			SW846 8260B
	108	(69 - 129)	5.0	(0-30)	SW846 8260B
1,2-Dibromo-3-chloro-propane	105	(75 - 132)			SW846 8260B
	106	(75 - 132)	0.54	(0-30)	SW846 8260B
1,2-Dichlorobenzene	101	(73 - 120)			SW846 8260B
	101	(73 - 120)	0.64	(0-30)	SW846 8260B
1,3-Dichlorobenzene	101	(75 - 122)			SW846 8260B
	100	(75 - 122)	1.7	(0-30)	SW846 8260B
1,4-Dichlorobenzene	100	(74 - 123)			SW846 8260B
	102	(74 - 123)	2.3	(0-30)	SW846 8260B
Dichlorodifluoromethane	91	(59 - 134)			SW846 8260B
	93	(59 - 134)	2.8	(0-30)	SW846 8260B
Freon 113	109	(50 - 150)			SW846 8260B
	109	(50 - 150)	0.71	(0-30)	SW846 8260B
Isopropylbenzene	113	(75 - 126)			SW846 8260B
	113	(75 - 126)	0.40	(0-30)	SW846 8260B
Methyl acetate	105	(60 - 140)			SW846 8260B
	105	(60 - 140)	0.80	(0-20)	SW846 8260B
Methylcyclohexane	88	(60 - 140)			SW846 8260B
	90	(60 - 140)	2.3	(0-20)	SW846 8260B
Methyl tert-butyl ether (MTBE)	93	(59 - 129)			SW846 8260B
	95	(59 - 129)	1.8	(0-30)	SW846 8260B
1,2,4-Trichloro-benzene	86	(75 - 130)			SW846 8260B
	86	(75 - 130)	0.51	(0-30)	SW846 8260B
Trichlorofluoromethane	97	(68 - 133)			SW846 8260B
	107	(68 - 133)	9.9	(0-30)	SW846 8260B
Acrolein	104	(50 - 150)			SW846 8260B
	114	(50 - 150)	9.3	(0-30)	SW846 8260B
Acrylonitrile	109	(50 - 150)			SW846 8260B
	112	(50 - 150)	2.8	(0-30)	SW846 8260B
n-Butylbenzene	100	(75 - 126)			SW846 8260B
	100	(75 - 126)	0.030	(0-30)	SW846 8260B
sec-Butylbenzene	99	(75 - 125)			SW846 8260B
	99	(75 - 125)	0.47	(0-30)	SW846 8260B
tert-Butylbenzene	104	(75 - 125)			SW846 8260B
	103	(75 - 125)	0.20	(0-30)	SW846 8260B

(Continued on next page)

LABORATORY CONTROL SAMPLE EVALUATION REPORT

GC/MS Volatiles

Client Lot #...: A7J110400 **Work Order #...:** J9C511AC-LCS **Matrix.....:** WATER
LCS Lot-Sample#: A7J190000-121 J9C511AD-LCSD

PARAMETER	PERCENT RECOVERY	RECOVERY LIMITS	RPD	RPD LIMITS	METHOD
2-Chlorotoluene	97	(75 - 121)			SW846 8260B
	98	(75 - 121)	0.74	(0-30)	SW846 8260B
4-Chlorotoluene	98	(73 - 127)			SW846 8260B
	100	(73 - 127)	1.9	(0-30)	SW846 8260B
Dibromomethane	100	(76 - 132)			SW846 8260B
	101	(76 - 132)	0.71	(0-30)	SW846 8260B
1,3-Dichloropropane	99	(75 - 133)			SW846 8260B
	102	(75 - 133)	3.2	(0-30)	SW846 8260B
2,2-Dichloropropane	87	(62 - 134)			SW846 8260B
	86	(62 - 134)	1.8	(0-30)	SW846 8260B
1,1-Dichloropropene	94	(75 - 135)			SW846 8260B
	94	(75 - 135)	0.90	(0-30)	SW846 8260B
Hexachlorobutadiene	92	(75 - 133)			SW846 8260B
	90	(75 - 133)	2.1	(0-30)	SW846 8260B
Iodomethane	98	(50 - 150)			SW846 8260B
	100	(50 - 150)	2.2	(0-30)	SW846 8260B
p-Isopropyltoluene	103	(75 - 125)			SW846 8260B
	104	(75 - 125)	0.19	(0-30)	SW846 8260B
Naphthalene	85	(65 - 149)			SW846 8260B
	89	(65 - 149)	4.6	(0-30)	SW846 8260B
n-Propylbenzene	98	(75 - 127)			SW846 8260B
	99	(75 - 127)	1.4	(0-30)	SW846 8260B
1,1,1,2-Tetrachloroethane	104	(75 - 127)			SW846 8260B
	104	(75 - 127)	0.48	(0-30)	SW846 8260B
1,2,3-Trichlorobenzene	82	(75 - 133)			SW846 8260B
	84	(75 - 133)	2.8	(0-30)	SW846 8260B
1,2,3-Trichloropropane	111	(65 - 139)			SW846 8260B
	109	(65 - 139)	1.7	(0-30)	SW846 8260B
1,1,2-Trichloro-1,2,2-trifluoroethane	109	(50 - 150)			SW846 8260B
	109	(50 - 150)	0.71	(0-30)	SW846 8260B
1,2,4-Trimethylbenzene	99	(75 - 123)			SW846 8260B
	99	(75 - 123)	0.020	(0-30)	SW846 8260B
1,3,5-Trimethylbenzene	99	(75 - 121)			SW846 8260B
	100	(75 - 121)	1.0	(0-30)	SW846 8260B
Vinyl acetate	112	(30 - 150)			SW846 8260B
	108	(30 - 150)	4.2	(0-30)	SW846 8260B
Bromobenzene	96	(74 - 123)			SW846 8260B
	99	(74 - 123)	2.4	(0-30)	SW846 8260B

(Continued on next page)

LABORATORY CONTROL SAMPLE EVALUATION REPORT

GC/MS Volatiles

Client Lot #...: A7J110400 **Work Order #...:** J9C511AC-LCS **Matrix.....:** WATER
LCS Lot-Sample#: A7J190000-121 J9C511AD-LCSD

SURROGATE	PERCENT RECOVERY	RECOVERY LIMITS
Dibromofluoromethane	90	(50 - 150)
	90	(50 - 150)
1,2-Dichloroethane-d4	86	(50 - 150)
	86	(50 - 150)
Toluene-d8	91	(50 - 150)
	92	(50 - 150)
4-Bromofluorobenzene	93	(50 - 150)
	95	(50 - 150)

NOTE(S):

Calculations are performed before rounding to avoid round-off errors in calculated results.

Bold print denotes control parameters

MATRIX SPIKE SAMPLE EVALUATION REPORT

GC/MS Volatiles

Client Lot #...: A7J110400 **Work Order #...:** J8NP11AC-MS **Matrix.....:** WATER
MS Lot-Sample #: A7J110121-005 J8NP11AD-MSD
Date Sampled...: 10/10/07 13:15 **Date Received..:** 10/11/07
Prep Date.....: 10/17/07 **Analysis Date..:** 10/17/07
Prep Batch #...: 7291329
Dilution Factor: 1 **Initial Wgt/Vol:** 5 mL **Final Wgt/Vol..:** 5 mL

PARAMETER	PERCENT RECOVERY	RECOVERY LIMITS	RPD	RPD LIMITS	METHOD
cis-1,2-Dichloroethene	96	(82 - 116)			SW846 8260B
	97	(82 - 116)	1.0	(0-30)	SW846 8260B
trans-1,2-Dichloroethene	95	(77 - 115)			SW846 8260B
	94	(77 - 115)	0.71	(0-30)	SW846 8260B
1,2-Dibromoethane	103	(60 - 140)			SW846 8260B
	102	(60 - 140)	1.2	(0-20)	SW846 8260B
Bromochloromethane	97	(70 - 130)			SW846 8260B
	97	(70 - 130)	0.39	(0-30)	SW846 8260B
Chloromethane	69	(41 - 125)			SW846 8260B
	70	(41 - 125)	1.8	(0-30)	SW846 8260B
Bromomethane	84	(53 - 155)			SW846 8260B
	74	(53 - 155)	12	(0-30)	SW846 8260B
Vinyl chloride	71	(52 - 122)			SW846 8260B
	69	(52 - 122)	3.0	(0-30)	SW846 8260B
Chloroethane	87	(62 - 140)			SW846 8260B
	81	(62 - 140)	6.9	(0-30)	SW846 8260B
Methylene chloride	91	(70 - 129)			SW846 8260B
	91	(70 - 129)	0.71	(0-30)	SW846 8260B
Acetone	102	(10 - 166)			SW846 8260B
	100	(10 - 166)	1.9	(0-32)	SW846 8260B
Carbon disulfide	88	(66 - 135)			SW846 8260B
	83	(66 - 135)	6.0	(0-31)	SW846 8260B
1,1-Dichloroethene	**98**	**(57 - 138)**			**SW846 8260B**
	95	**(57 - 138)**	**3.1**	**(0-15)**	**SW846 8260B**
1,1-Dichloroethane	95	(84 - 121)			SW846 8260B
	94	(84 - 121)	0.43	(0-30)	SW846 8260B
1,2-Dichloroethene (total)	95	(80 - 115)			SW846 8260B
	96	(80 - 115)	0.15	(0-30)	SW846 8260B
Chloroform	93	(85 - 124)			SW846 8260B
	93	(85 - 124)	0.51	(0-30)	SW846 8260B
1,2-Dichloroethane	92	(84 - 126)			SW846 8260B
	92	(84 - 126)	0.27	(0-30)	SW846 8260B
2-Butanone	111	(52 - 152)			SW846 8260B
	105	(52 - 152)	5.0	(0-30)	SW846 8260B
1,1,1-Trichloroethane	89	(78 - 128)			SW846 8260B
	87	(78 - 128)	2.7	(0-30)	SW846 8260B
Carbon tetrachloride	90	(80 - 125)			SW846 8260B
	88	(80 - 125)	1.9	(0-30)	SW846 8260B

(Continued on next page)

MATRIX SPIKE SAMPLE EVALUATION REPORT

GC/MS Volatiles

Client Lot #...: A7J110400 **Work Order #...:** J8NP11AC-MS **Matrix.....:** WATER
MS Lot-Sample #: A7J110121-005 *J8NP11AD-MSD*

PARAMETER	PERCENT RECOVERY	RECOVERY LIMITS	RPD	RPD LIMITS	METHOD
Bromodichloromethane	93	(86 - 127)			SW846 8260B
	91	(86 - 127)	2.4	(0-30)	SW846 8260B
1,2-Dichloropropane	96	(83 - 121)			SW846 8260B
	97	(83 - 121)	0.61	(0-30)	SW846 8260B
cis-1,3-Dichloropropene	91	(86 - 122)			SW846 8260B
	90	(86 - 122)	1.2	(0-30)	SW846 8260B
Trichloroethene	**95**	**(58 - 141)**			**SW846 8260B**
	94	**(58 - 141)**	**1.6**	**(0-17)**	**SW846 8260B**
Dibromochloromethane	100	(85 - 124)			SW846 8260B
	99	(85 - 124)	1.1	(0-30)	SW846 8260B
1,1,2-Trichloroethane	103	(88 - 119)			SW846 8260B
	100	(88 - 119)	2.5	(0-30)	SW846 8260B
Benzene	**95**	**(73 - 123)**			**SW846 8260B**
	94	**(73 - 123)**	**1.6**	**(0-11)**	**SW846 8260B**
trans-1,3-Dichloropropene	95	(85 - 120)			SW846 8260B
	94	(85 - 120)	1.2	(0-30)	SW846 8260B
Bromoform	91	(79 - 135)			SW846 8260B
	91	(79 - 135)	0.15	(0-30)	SW846 8260B
4-Methyl-2-pentanone	103	(74 - 140)			SW846 8260B
	99	(74 - 140)	3.4	(0-30)	SW846 8260B
2-Hexanone	114	(57 - 148)			SW846 8260B
	108	(57 - 148)	5.0	(0-31)	SW846 8260B
Tetrachloroethene	98	(75 - 116)			SW846 8260B
	96	(75 - 116)	2.4	(0-30)	SW846 8260B
1,1,2,2-Tetrachloroethane	106	(74 - 144)			SW846 8260B
	101	(74 - 144)	4.6	(0-30)	SW846 8260B
Toluene	**98**	**(67 - 129)**			**SW846 8260B**
	97	**(67 - 129)**	**1.1**	**(0-14)**	**SW846 8260B**
Chlorobenzene	**97**	**(70 - 122)**			**SW846 8260B**
	97	**(70 - 122)**	**0.04**	**(0-14)**	**SW846 8260B**
Ethylbenzene	98	(86 - 113)			SW846 8260B
	98	(86 - 113)	0.26	(0-30)	SW846 8260B
Styrene	98	(87 - 115)			SW846 8260B
	99	(87 - 115)	1.3	(0-30)	SW846 8260B
Xylenes (total)	98	(88 - 114)			SW846 8260B
	97	(88 - 114)	0.34	(0-30)	SW846 8260B
n-Hexane	103	(57 - 129)			SW846 8260B
	94	(57 - 129)	9.9	(0-30)	SW846 8260B
Cyclohexane	85	(60 - 140)			SW846 8260B
	78	(60 - 140)	8.8	(0-20)	SW846 8260B

(Continued on next page)

MATRIX SPIKE SAMPLE EVALUATION REPORT

GC/MS Volatiles

Client Lot #...: A7J110400 **Work Order #...:** J8NP11AC-MS **Matrix.....:** WATER
MS Lot-Sample #: A7J110121-005 J8NP11AD-MSD

PARAMETER	PERCENT RECOVERY	RECOVERY LIMITS	RPD	RPD LIMITS	METHOD
1,2-Dibromo-3-chloro-propane	105	(60 - 140)			SW846 8260B
	104	(60 - 140)	1.1	(0-20)	SW846 8260B
1,2-Dichlorobenzene	98	(60 - 140)			SW846 8260B
	97	(60 - 140)	0.18	(0-20)	SW846 8260B
1,3-Dichlorobenzene	99	(60 - 140)			SW846 8260B
	96	(60 - 140)	3.2	(0-20)	SW846 8260B
1,4-Dichlorobenzene	98	(60 - 140)			SW846 8260B
	98	(60 - 140)	0.0	(0-20)	SW846 8260B
Dichlorodifluoromethane	38 a	(60 - 140)			SW846 8260B
	36 a	(60 - 140)	5.7	(0-20)	SW846 8260B
Freon 113	106	(60 - 140)			SW846 8260B
	97	(60 - 140)	9.1	(0-20)	SW846 8260B
Isopropylbenzene	106	(60 - 140)			SW846 8260B
	108	(60 - 140)	2.0	(0-20)	SW846 8260B
Methyl acetate	99	(60 - 140)			SW846 8260B
	95	(60 - 140)	3.7	(0-20)	SW846 8260B
Methylcyclohexane	87	(60 - 140)			SW846 8260B
	79	(60 - 140)	10	(0-20)	SW846 8260B
Methyl tert-butyl ether (MTBE)	94	(60 - 140)			SW846 8260B
	92	(60 - 140)	1.7	(0-20)	SW846 8260B
1,2,4-Trichloro-benzene	82	(60 - 140)			SW846 8260B
	83	(60 - 140)	1.6	(0-20)	SW846 8260B
Trichlorofluoromethane	91	(60 - 140)			SW846 8260B
	80	(60 - 140)	12	(0-20)	SW846 8260B

SURROGATE	PERCENT RECOVERY	RECOVERY LIMITS
Dibromofluoromethane	89	(50 - 150)
	89	(50 - 150)
1,2-Dichloroethane-d4	85	(50 - 150)
	85	(50 - 150)
Toluene-d8	92	(50 - 150)
	91	(50 - 150)
4-Bromofluorobenzene	93	(50 - 150)
	93	(50 - 150)

(Continued on next page)

MATRIX SPIKE SAMPLE EVALUATION REPORT

GC/MS Volatiles

Client Lot #...: A7J110400 **Work Order #...:** J8NP11AC-MS **Matrix.....:** WATER
MS Lot-Sample #: A7J110121-005 J8NP11AD-MSD

SURROGATE	PERCENT RECOVERY	RECOVERY LIMITS

NOTE(S):

Calculations are performed before rounding to avoid round-off errors in calculated results.

Bold print denotes control parameters

a Spiked analyte recovery is outside stated control limits.

MATRIX SPIKE SAMPLE EVALUATION REPORT

GC/MS Volatiles

Client Lot #...: A7J110400 **Work Order #...:** J8KQ71AC-MS **Matrix.....:** WATER
MS Lot-Sample #: A7J100103-030 J8KQ71AD-MSD
Date Sampled...: 10/09/07 13:20 **Date Received..:** 10/10/07
Prep Date.....: 10/17/07 **Analysis Date..:** 10/17/07
Prep Batch #...: 7291329
Dilution Factor: 1 **Initial Wgt/Vol:** 5 mL **Final Wgt/Vol..:** 5 mL

PARAMETER	PERCENT RECOVERY	RECOVERY LIMITS	RPD	RPD LIMITS	METHOD
cis-1,2-Dichloroethene	97	(82 - 116)			SW846 8260B
	96	(82 - 116)	0.79	(0-30)	SW846 8260B
trans-1,2-Dichloroethene	96	(77 - 115)			SW846 8260B
	94	(77 - 115)	2.4	(0-30)	SW846 8260B
1,2-Dibromoethane	102	(60 - 140)			SW846 8260B
	101	(60 - 140)	0.67	(0-20)	SW846 8260B
Bromochloromethane	98	(70 - 130)			SW846 8260B
	98	(70 - 130)	0.37	(0-30)	SW846 8260B
Chloromethane	71	(41 - 125)			SW846 8260B
	69	(41 - 125)	2.4	(0-30)	SW846 8260B
Bromomethane	83	(53 - 155)			SW846 8260B
	77	(53 - 155)	8.2	(0-30)	SW846 8260B
Vinyl chloride	71	(52 - 122)			SW846 8260B
	69	(52 - 122)	2.6	(0-30)	SW846 8260B
Chloroethane	87	(62 - 140)			SW846 8260B
	82	(62 - 140)	5.4	(0-30)	SW846 8260B
Methylene chloride	93	(70 - 129)			SW846 8260B
	91	(70 - 129)	2.1	(0-30)	SW846 8260B
Acetone	112	(10 - 166)			SW846 8260B
	101	(10 - 166)	9.6	(0-32)	SW846 8260B
Carbon disulfide	90	(66 - 135)			SW846 8260B
	84	(66 - 135)	6.3	(0-31)	SW846 8260B
1,1-Dichloroethene	**98**	**(57 - 138)**			**SW846 8260B**
	96	**(57 - 138)**	**1.3**	**(0-15)**	**SW846 8260B**
1,1-Dichloroethane	97	(84 - 121)			SW846 8260B
	94	(84 - 121)	3.0	(0-30)	SW846 8260B
1,2-Dichloroethene (total)	97	(80 - 115)			SW846 8260B
	95	(80 - 115)	1.6	(0-30)	SW846 8260B
Chloroform	96	(85 - 124)			SW846 8260B
	93	(85 - 124)	2.5	(0-30)	SW846 8260B
1,2-Dichloroethane	94	(84 - 126)			SW846 8260B
	92	(84 - 126)	3.2	(0-30)	SW846 8260B
2-Butanone	112	(52 - 152)			SW846 8260B
	108	(52 - 152)	3.2	(0-30)	SW846 8260B
1,1,1-Trichloroethane	88	(78 - 128)			SW846 8260B
	87	(78 - 128)	2.0	(0-30)	SW846 8260B
Carbon tetrachloride	87	(80 - 125)			SW846 8260B
	85	(80 - 125)	2.1	(0-30)	SW846 8260B

(Continued on next page)

MATRIX SPIKE SAMPLE EVALUATION REPORT

GC/MS Volatiles

Client Lot #...: A7J110400 **Work Order #...:** J8KQ71AC-MS **Matrix.....:** WATER
MS Lot-Sample #: A7J100103-030 J8KQ71AD-MSD

PARAMETER	PERCENT RECOVERY	RECOVERY LIMITS	RPD	RPD LIMITS	METHOD
Bromodichloromethane	93	(86 - 127)			SW846 8260B
	92	(86 - 127)	0.84	(0-30)	SW846 8260B
1,2-Dichloropropane	98	(83 - 121)			SW846 8260B
	95	(83 - 121)	2.6	(0-30)	SW846 8260B
cis-1,3-Dichloropropene	86	(86 - 122)			SW846 8260B
	87	(86 - 122)	0.50	(0-30)	SW846 8260B
Trichloroethene	**96**	**(58 - 141)**			**SW846 8260B**
	94	**(58 - 141)**	**3.0**	**(0-17)**	**SW846 8260B**
Dibromochloromethane	99	(85 - 124)			SW846 8260B
	98	(85 - 124)	0.86	(0-30)	SW846 8260B
1,1,2-Trichloroethane	101	(88 - 119)			SW846 8260B
	101	(88 - 119)	0.45	(0-30)	SW846 8260B
Benzene	**96**	**(73 - 123)**			**SW846 8260B**
	94	**(73 - 123)**	**2.2**	**(0-11)**	**SW846 8260B**
trans-1,3-Dichloropropene	91	(85 - 120)			SW846 8260B
	93	(85 - 120)	1.7	(0-30)	SW846 8260B
Bromoform	91	(79 - 135)			SW846 8260B
	90	(79 - 135)	0.36	(0-30)	SW846 8260B
4-Methyl-2-pentanone	102	(74 - 140)			SW846 8260B
	99	(74 - 140)	2.7	(0-30)	SW846 8260B
2-Hexanone	110	(57 - 148)			SW846 8260B
	110	(57 - 148)	0.87	(0-31)	SW846 8260B
Tetrachloroethene	101	(75 - 116)			SW846 8260B
	98	(75 - 116)	3.1	(0-30)	SW846 8260B
1,1,2,2-Tetrachloroethane	102	(74 - 144)			SW846 8260B
	104	(74 - 144)	1.7	(0-30)	SW846 8260B
Toluene	**99**	**(67 - 129)**			**SW846 8260B**
	98	**(67 - 129)**	**0.50**	**(0-14)**	**SW846 8260B**
Chlorobenzene	**99**	**(70 - 122)**			**SW846 8260B**
	99	**(70 - 122)**	**0.14**	**(0-14)**	**SW846 8260B**
Ethylbenzene	101	(86 - 113)			SW846 8260B
	99	(86 - 113)	1.7	(0-30)	SW846 8260B
Styrene	101	(87 - 115)			SW846 8260B
	100	(87 - 115)	0.96	(0-30)	SW846 8260B
Xylenes (total)	100	(88 - 114)			SW846 8260B
	98	(88 - 114)	2.0	(0-30)	SW846 8260B
n-Hexane	102	(57 - 129)			SW846 8260B
	93	(57 - 129)	8.6	(0-30)	SW846 8260B
Cyclohexane	85	(60 - 140)			SW846 8260B
	79	(60 - 140)	8.1	(0-20)	SW846 8260B

(Continued on next page)

MATRIX SPIKE SAMPLE EVALUATION REPORT

GC/MS Volatiles

Client Lot #...: A7J110400 **Work Order #...:** J8KQ71AC-MS **Matrix.....:** WATER
MS Lot-Sample #: A7J100103-030 J8KQ71AD-MSD

PARAMETER	PERCENT RECOVERY	RECOVERY LIMITS	RPD	RPD LIMITS	METHOD
1,2-Dibromo-3-chloro-propane	101	(60 - 140)			SW846 8260B
	102	(60 - 140)	0.61	(0-20)	SW846 8260B
1,2-Dichlorobenzene	98	(60 - 140)			SW846 8260B
	98	(60 - 140)	0.37	(0-20)	SW846 8260B
1,3-Dichlorobenzene	98	(60 - 140)			SW846 8260B
	96	(60 - 140)	2.0	(0-20)	SW846 8260B
1,4-Dichlorobenzene	100	(60 - 140)			SW846 8260B
	100	(60 - 140)	0.09	(0-20)	SW846 8260B
Dichlorodifluoromethane	39 a	(60 - 140)			SW846 8260B
	36 a	(60 - 140)	10	(0-20)	SW846 8260B
Freon 113	108	(60 - 140)			SW846 8260B
	101	(60 - 140)	6.6	(0-20)	SW846 8260B
Isopropylbenzene	112	(60 - 140)			SW846 8260B
	109	(60 - 140)	2.7	(0-20)	SW846 8260B
Methyl acetate	99	(60 - 140)			SW846 8260B
	101	(60 - 140)	1.6	(0-20)	SW846 8260B
Methylcyclohexane	87	(60 - 140)			SW846 8260B
	80	(60 - 140)	7.8	(0-20)	SW846 8260B
Methyl tert-butyl ether (MTBE)	93	(60 - 140)			SW846 8260B
	91	(60 - 140)	2.0	(0-20)	SW846 8260B
1,2,4-Trichloro-benzene	82	(60 - 140)			SW846 8260B
	83	(60 - 140)	0.70	(0-20)	SW846 8260B
Trichlorofluoromethane	91	(60 - 140)			SW846 8260B
	79	(60 - 140)	14	(0-20)	SW846 8260B

SURROGATE	PERCENT RECOVERY	RECOVERY LIMITS
Dibromofluoromethane	89	(50 - 150)
	89	(50 - 150)
1,2-Dichloroethane-d4	85	(50 - 150)
	89	(50 - 150)
Toluene-d8	91	(50 - 150)
	91	(50 - 150)
4-Bromofluorobenzene	95	(50 - 150)
	94	(50 - 150)

(Continued on next page)

MATRIX SPIKE SAMPLE EVALUATION REPORT

GC/MS Volatiles

Client Lot #...: A7J110400 **Work Order #...:** J8KQ71AC-MS **Matrix.....:** WATER
MS Lot-Sample #: A7J100103-030 J8KQ71AD-MSD

SURROGATE	PERCENT RECOVERY	RECOVERY LIMITS

NOTE(S):

Calculations are performed before rounding to avoid round-off errors in calculated results.

Bold print denotes control parameters

a Spiked analyte recovery is outside stated control limits.

MATRIX SPIKE SAMPLE EVALUATION REPORT

GC/MS Volatiles

Client Lot #...: A7J110400 **Work Order #...:** J8RHF1AC-MS **Matrix.....:** WG
MS Lot-Sample #: A7J110400-001 J8RHF1AD-MSD
Date Sampled...: 10/11/07 09:10 **Date Received..:** 10/11/07
Prep Date.....: 10/18/07 **Analysis Date..:** 10/18/07
Prep Batch #...: 7292121
Dilution Factor: 1 **Initial Wgt/Vol:** 5 mL **Final Wgt/Vol..:** 5 mL

PARAMETER	PERCENT RECOVERY	RECOVERY LIMITS	RPD	RPD LIMITS	METHOD
cis-1,2-Dichloroethene	92	(82 - 116)			SW846 8260B
	98	(82 - 116)	6.3	(0-30)	SW846 8260B
trans-1,2-Dichloroethene	92	(77 - 115)			SW846 8260B
	98	(77 - 115)	6.7	(0-30)	SW846 8260B
1,2-Dibromoethane	99	(60 - 140)			SW846 8260B
	104	(60 - 140)	5.0	(0-20)	SW846 8260B
Bromochloromethane	94	(70 - 130)			SW846 8260B
	100	(70 - 130)	6.1	(0-30)	SW846 8260B
Chloromethane	81	(41 - 125)			SW846 8260B
	84	(41 - 125)	3.7	(0-30)	SW846 8260B
Bromomethane	79	(53 - 155)			SW846 8260B
	94	(53 - 155)	17	(0-30)	SW846 8260B
Vinyl chloride	78	(52 - 122)			SW846 8260B
	83	(52 - 122)	6.3	(0-30)	SW846 8260B
Chloroethane	83	(62 - 140)			SW846 8260B
	91	(62 - 140)	9.4	(0-30)	SW846 8260B
Methylene chloride	89	(70 - 129)			SW846 8260B
	95	(70 - 129)	6.4	(0-30)	SW846 8260B
Acetone	96	(10 - 166)			SW846 8260B
	108	(10 - 166)	12	(0-32)	SW846 8260B
Carbon disulfide	87	(66 - 135)			SW846 8260B
	94	(66 - 135)	8.2	(0-31)	SW846 8260B
1,1-Dichloroethene	**97**	**(57 - 138)**			**SW846 8260B**
	101	**(57 - 138)**	**4.2**	**(0-15)**	**SW846 8260B**
1,1-Dichloroethane	93	(84 - 121)			SW846 8260B
	98	(84 - 121)	5.1	(0-30)	SW846 8260B
1,2-Dichloroethene (total)	92	(80 - 115)			SW846 8260B
	98	(80 - 115)	6.5	(0-30)	SW846 8260B
Chloroform	91	(85 - 124)			SW846 8260B
	96	(85 - 124)	5.1	(0-30)	SW846 8260B
1,2-Dichloroethane	89	(84 - 126)			SW846 8260B
	94	(84 - 126)	6.1	(0-30)	SW846 8260B
2-Butanone	113	(52 - 152)			SW846 8260B
	114	(52 - 152)	1.1	(0-30)	SW846 8260B
1,1,1-Trichloroethane	86	(78 - 128)			SW846 8260B
	94	(78 - 128)	8.9	(0-30)	SW846 8260B
Carbon tetrachloride	88	(80 - 125)			SW846 8260B
	95	(80 - 125)	7.6	(0-30)	SW846 8260B

(Continued on next page)

MATRIX SPIKE SAMPLE EVALUATION REPORT

GC/MS Volatiles

Client Lot #...: A7J110400 **Work Order #...:** J8RHF1AC-MS **Matrix.....:** WG
MS Lot-Sample #: A7J110400-001 J8RHF1AD-MSD

PARAMETER	PERCENT RECOVERY	RECOVERY LIMITS	RPD	RPD LIMITS	METHOD
Bromodichloromethane	89	(86 - 127)			SW846 8260B
	95	(86 - 127)	6.0	(0-30)	SW846 8260B
1,2-Dichloropropane	96	(83 - 121)			SW846 8260B
	99	(83 - 121)	3.4	(0-30)	SW846 8260B
cis-1,3-Dichloropropene	85 a	(86 - 122)			SW846 8260B
	93	(86 - 122)	8.8	(0-30)	SW846 8260B
Trichloroethene	**94**	**(58 - 141)**			**SW846 8260B**
	97	**(58 - 141)**	**3.6**	**(0-17)**	**SW846 8260B**
Dibromochloromethane	94	(85 - 124)			SW846 8260B
	102	(85 - 124)	7.6	(0-30)	SW846 8260B
1,1,2-Trichloroethane	98	(88 - 119)			SW846 8260B
	102	(88 - 119)	4.1	(0-30)	SW846 8260B
Benzene	**91**	**(73 - 123)**			**SW846 8260B**
	97	**(73 - 123)**	**6.2**	**(0-11)**	**SW846 8260B**
trans-1,3-Dichloropropene	89	(85 - 120)			SW846 8260B
	97	(85 - 120)	8.7	(0-30)	SW846 8260B
Bromoform	87	(79 - 135)			SW846 8260B
	94	(79 - 135)	7.0	(0-30)	SW846 8260B
4-Methyl-2-pentanone	95	(74 - 140)			SW846 8260B
	99	(74 - 140)	5.0	(0-30)	SW846 8260B
2-Hexanone	97	(57 - 148)			SW846 8260B
	105	(57 - 148)	8.4	(0-31)	SW846 8260B
Tetrachloroethene	95	(75 - 116)			SW846 8260B
	101	(75 - 116)	6.1	(0-30)	SW846 8260B
1,1,2,2-Tetrachloroethane	96	(74 - 144)			SW846 8260B
	102	(74 - 144)	6.0	(0-30)	SW846 8260B
Toluene	**95**	**(67 - 129)**			**SW846 8260B**
	100	**(67 - 129)**	**5.7**	**(0-14)**	**SW846 8260B**
Chlorobenzene	**95**	**(70 - 122)**			**SW846 8260B**
	100	**(70 - 122)**	**5.1**	**(0-14)**	**SW846 8260B**
Ethylbenzene	96	(86 - 113)			SW846 8260B
	102	(86 - 113)	5.1	(0-30)	SW846 8260B
Styrene	97	(87 - 115)			SW846 8260B
	103	(87 - 115)	6.0	(0-30)	SW846 8260B
Xylenes (total)	96	(88 - 114)			SW846 8260B
	101	(88 - 114)	5.3	(0-30)	SW846 8260B
n-Hexane	105	(57 - 129)			SW846 8260B
	108	(57 - 129)	3.2	(0-30)	SW846 8260B
Cyclohexane	84	(60 - 140)			SW846 8260B
	89	(60 - 140)	6.5	(0-20)	SW846 8260B

(Continued on next page)

MATRIX SPIKE SAMPLE EVALUATION REPORT

GC/MS Volatiles

Client Lot #...: A7J110400 **Work Order #...:** J8RHF1AC-MS **Matrix.....:** WG
MS Lot-Sample #: A7J110400-001 J8RHF1AD-MSD

PARAMETER	PERCENT RECOVERY	RECOVERY LIMITS	RPD	RPD LIMITS	METHOD
1,2-Dibromo-3-chloro-propane	96	(60 - 140)			SW846 8260B
	105	(60 - 140)	8.9	(0-20)	SW846 8260B
1,2-Dichlorobenzene	95	(60 - 140)			SW846 8260B
	101	(60 - 140)	7.0	(0-20)	SW846 8260B
1,3-Dichlorobenzene	95	(60 - 140)			SW846 8260B
	102	(60 - 140)	7.0	(0-20)	SW846 8260B
1,4-Dichlorobenzene	94	(60 - 140)			SW846 8260B
	100	(60 - 140)	5.8	(0-20)	SW846 8260B
Dichlorodifluoromethane	91	(60 - 140)			SW846 8260B
	95	(60 - 140)	3.9	(0-20)	SW846 8260B
Freon 113	109	(60 - 140)			SW846 8260B
	112	(60 - 140)	3.1	(0-20)	SW846 8260B
Isopropylbenzene	107	(60 - 140)			SW846 8260B
	112	(60 - 140)	5.1	(0-20)	SW846 8260B
Methyl acetate	101	(60 - 140)			SW846 8260B
	104	(60 - 140)	2.6	(0-20)	SW846 8260B
Methylcyclohexane	86	(60 - 140)			SW846 8260B
	91	(60 - 140)	5.4	(0-20)	SW846 8260B
Methyl tert-butyl ether (MTBE)	88	(60 - 140)			SW846 8260B
	94	(60 - 140)	6.9	(0-20)	SW846 8260B
1,2,4-Trichloro-benzene	79	(60 - 140)			SW846 8260B
	86	(60 - 140)	8.4	(0-20)	SW846 8260B
Trichlorofluoromethane	91	(60 - 140)			SW846 8260B
	103	(60 - 140)	13	(0-20)	SW846 8260B

SURROGATE	PERCENT RECOVERY	RECOVERY LIMITS
Dibromofluoromethane	90	(50 - 150)
	88	(50 - 150)
1,2-Dichloroethane-d4	86	(50 - 150)
	86	(50 - 150)
Toluene-d8	92	(50 - 150)
	91	(50 - 150)
4-Bromofluorobenzene	94	(50 - 150)
	93	(50 - 150)

(Continued on next page)

MATRIX SPIKE SAMPLE EVALUATION REPORT

GC/MS Volatiles

Client Lot #...: A7J110400 **Work Order #...:** J8RHF1AC-MS **Matrix.....:** WG
MS Lot-Sample #: A7J110400-001 J8RHF1AD-MSD

SURROGATE	PERCENT RECOVERY	RECOVERY LIMITS

NOTE(S):

Calculations are performed before rounding to avoid round-off errors in calculated results.

Bold print denotes control parameters

a Spiked analyte recovery is outside stated control limits.

GCMS SEMIVOLATILE DATA

Environmental Quality Mgt., Inc.

Client Sample ID: FWGBKGmw-004C-0509-GW

GC/MS Semivolatiles

Lot-Sample #...: A7J110400-001 **Work Order #...:** J8RHF1AE **Matrix.....:** WG
Date Sampled...: 10/11/07 09:10 **Date Received..:** 10/11/07
Prep Date.....: 10/14/07 **Analysis Date..:** 10/17/07
Prep Batch #...: 7286129
Dilution Factor: 1 **Initial Wgt/Vol:** 820 mL **Final Wgt/Vol..:** 2 mL
Method.....: SW846 8270C

PARAMETER	RESULT	REPORTING LIMIT	UNITS	MDL
Benzoic acid	ND	12	ug/L	4.4
Benzyl alcohol	ND	6.1	ug/L	0.49
Phenol	ND	1.2	ug/L	0.96
bis(2-Chloroethyl)-ether	ND	1.2	ug/L	0.088
2-Chlorophenol	ND	1.2	ug/L	0.039
1,3-Dichlorobenzene	ND	1.2	ug/L	0.53
1,4-Dichlorobenzene	ND	1.2	ug/L	0.52
1,2-Dichlorobenzene	ND	1.2	ug/L	0.59
2-Methylphenol	ND	1.2	ug/L	0.56
2,2'-oxybis(1-Chloro-propane)	ND	1.2	ug/L	0.52
4-Methylphenol	ND	1.2	ug/L	0.64
N-Nitrosodi-n-propyl-amine	ND	1.2	ug/L	0.53
Hexachloroethane	ND	1.2	ug/L	0.58
Nitrobenzene	ND	1.2	ug/L	0.053
Isophorone	ND	1.2	ug/L	0.50
2-Nitrophenol	ND	2.4	ug/L	1.3
2,4-Dimethylphenol	ND	2.4	ug/L	0.56
bis(2-Chloroethoxy) methane	ND	1.2	ug/L	0.49
2,4-Dichlorophenol	ND	2.4	ug/L	1.1
1,2,4-Trichloro-benzene	ND	1.2	ug/L	0.59
Naphthalene	ND	0.24	ug/L	0.069
4-Chloroaniline	ND	2.4	ug/L	0.56
Hexachlorobutadiene	ND	1.2	ug/L	0.51
4-Chloro-3-methylphenol	ND	2.4	ug/L	0.41
2-Methylnaphthalene	ND	0.24	ug/L	0.061
Hexachlorocyclopenta-diene	ND	12	ug/L	0.74
2,4,6-Trichloro-phenol	ND	6.1	ug/L	1.4
2,4,5-Trichloro-phenol	ND	6.1	ug/L	0.96
2-Chloronaphthalene	ND	1.2	ug/L	0.62
2-Nitroaniline	ND	2.4	ug/L	0.43

(Continued on next page)

Environmental Quality Mgt., Inc.

Client Sample ID: FWGBKGmw-004C-0509-GW

GC/MS Semivolatiles

Lot-Sample #...: A7J110400-001 Work Order #...: J8RHF1AE Matrix.....: WG

PARAMETER	RESULT	REPORTING LIMIT	UNITS	MDL
Dimethyl phthalate	ND	1.2	ug/L	0.44
Acenaphthylene	ND	0.24	ug/L	0.054
2,6-Dinitrotoluene	ND	6.1	ug/L	0.47
3-Nitroaniline	ND	2.4	ug/L	0.67
Acenaphthene	ND	0.24	ug/L	0.054
2,4-Dinitrophenol	ND	6.1	ug/L	3.5
4-Nitrophenol	ND	6.1	ug/L	0.63
Dibenzofuran	ND	1.2	ug/L	0.54
2,4-Dinitrotoluene	ND	6.1	ug/L	0.40
Diethyl phthalate	ND	1.2	ug/L	0.63
4-Chlorophenyl phenyl ether	ND	2.4	ug/L	0.55
Fluorene	ND	0.24	ug/L	0.043
4-Nitroaniline	ND	2.4	ug/L	0.47
4,6-Dinitro-2-methylphenol	ND	6.1	ug/L	0.27
N-Nitrosodiphenylamine	ND	1.2	ug/L	0.46
4-Bromophenyl phenyl ether	ND	2.4	ug/L	0.52
Hexachlorobenzene	ND	0.24	ug/L	0.065
Pentachlorophenol	ND	6.1	ug/L	0.48
Phenanthrene	ND	0.24	ug/L	0.087
Anthracene	ND	0.24	ug/L	0.054
Carbazole	ND	1.2	ug/L	0.54
Di-n-butyl phthalate	ND	1.2	ug/L	0.61
Fluoranthene	ND	0.24	ug/L	0.036
Pyrene	ND	0.24	ug/L	0.048
Butyl benzyl phthalate	ND	1.2	ug/L	0.51
3,3'-Dichlorobenzidine	ND	6.1	ug/L	0.48
Benzo(a)anthracene	ND	0.24	ug/L	0.052
Chrysene	ND	0.24	ug/L	0.048
bis(2-Ethylhexyl) phthalate	ND	12	ug/L	0.88
Di-n-octyl phthalate	ND	1.2	ug/L	0.39
Benzo(b)fluoranthene	ND	0.24	ug/L	0.049
Benzo(k)fluoranthene	ND	0.24	ug/L	0.049
Benzo(a)pyrene	ND	0.24	ug/L	0.048
Indeno(1,2,3-cd)pyrene	ND	0.24	ug/L	0.065
Dibenz(a,h)anthracene	ND	0.24	ug/L	0.039
Benzo(ghi)perylene	ND	0.24	ug/L	0.053

(Continued on next page)

Environmental Quality Mgt., Inc.

Client Sample ID: FWGBKGmw-004C-0509-GW

GC/MS Semivolatiles

Lot-Sample #...: A7J110400-001 **Work Order #...:** J8RHF1AE **Matrix.....:** WG

SURROGATE	PERCENT RECOVERY	RECOVERY LIMITS
Nitrobenzene-d5	74	(32 - 112)
2-Fluorobiphenyl	66	(30 - 110)
Terphenyl-d14	95	(51 - 135)
Phenol-d5	62	(10 - 117)
2-Fluorophenol	41	(19 - 108)
2,4,6-Tribromophenol	49	(42 - 124)

Environmental Quality Mgt., Inc.

Client Sample ID: FWGBKGmw-008C-0512-GW

GC/MS Semivolatiles

Lot-Sample #...: A7J110400-003 **Work Order #...:** J8RHR1AD **Matrix.....:** WG
Date Sampled...: 10/11/07 11:15 **Date Received..:** 10/11/07
Prep Date.....: 10/14/07 **Analysis Date..:** 10/17/07
Prep Batch #...: 7286129
Dilution Factor: 1 **Initial Wgt/Vol:** 860 mL **Final Wgt/Vol..:** 2 mL
Method.....: SW846 8270C

PARAMETER	RESULT	REPORTING LIMIT	UNITS	MDL
Benzoic acid	ND	10	ug/L	4.4
Benzyl alcohol	ND	5.0	ug/L	0.49
Phenol	ND	1.0	ug/L	0.96
bis(2-Chloroethyl)-ether	ND	1.0	ug/L	0.088
2-Chlorophenol	ND	1.0	ug/L	0.039
1,3-Dichlorobenzene	ND	1.0	ug/L	0.53
1,4-Dichlorobenzene	ND	1.0	ug/L	0.52
1,2-Dichlorobenzene	ND	1.0	ug/L	0.59
2-Methylphenol	ND	1.0	ug/L	0.56
2,2'-oxybis(1-Chloro-propane)	ND	1.0	ug/L	0.52
4-Methylphenol	ND	1.0	ug/L	0.64
N-Nitrosodi-n-propyl-amine	ND	1.0	ug/L	0.53
Hexachloroethane	ND	1.0	ug/L	0.58
Nitrobenzene	ND	1.0	ug/L	0.053
Isophorone	ND	1.0	ug/L	0.50
2-Nitrophenol	ND	2.0	ug/L	1.3
2,4-Dimethylphenol	ND	2.0	ug/L	0.56
bis(2-Chloroethoxy) methane	ND	1.0	ug/L	0.49
2,4-Dichlorophenol	ND	2.0	ug/L	1.1
1,2,4-Trichloro-benzene	ND	1.0	ug/L	0.59
Naphthalene	ND	0.20	ug/L	0.069
4-Chloroaniline	ND	2.0	ug/L	0.56
Hexachlorobutadiene	ND	1.0	ug/L	0.51
4-Chloro-3-methylphenol	ND	2.0	ug/L	0.41
2-Methylnaphthalene	ND	0.20	ug/L	0.061
Hexachlorocyclopenta-diene	ND	10	ug/L	0.74
2,4,6-Trichloro-phenol	ND	5.0	ug/L	1.4
2,4,5-Trichloro-phenol	ND	5.0	ug/L	0.96
2-Chloronaphthalene	ND	1.0	ug/L	0.62
2-Nitroaniline	ND	2.0	ug/L	0.43

(Continued on next page)

Environmental Quality Mgt., Inc.

Client Sample ID: FWGBKGmw-008C-0512-GW

GC/MS Semivolatiles

Lot-Sample #...: A7J110400-003 Work Order #...: J8RHR1AD Matrix.....: WG

PARAMETER	RESULT	REPORTING LIMIT	UNITS	MDL
Dimethyl phthalate	ND	1.0	ug/L	0.44
Acenaphthylene	ND	0.20	ug/L	0.054
2,6-Dinitrotoluene	ND	5.0	ug/L	0.47
3-Nitroaniline	ND	2.0	ug/L	0.67
Acenaphthene	ND	0.20	ug/L	0.054
2,4-Dinitrophenol	ND	5.0	ug/L	3.5
4-Nitrophenol	ND	5.0	ug/L	0.63
Dibenzofuran	ND	1.0	ug/L	0.54
2,4-Dinitrotoluene	ND	5.0	ug/L	0.40
Diethyl phthalate	ND	1.0	ug/L	0.63
4-Chlorophenyl phenyl ether	ND	2.0	ug/L	0.55
Fluorene	ND	0.20	ug/L	0.043
4-Nitroaniline	ND	2.0	ug/L	0.47
4,6-Dinitro-2-methylphenol	ND	5.0	ug/L	0.27
N-Nitrosodiphenylamine	ND	1.0	ug/L	0.46
4-Bromophenyl phenyl ether	ND	2.0	ug/L	0.52
Hexachlorobenzene	ND	0.20	ug/L	0.065
Pentachlorophenol	ND	5.0	ug/L	0.48
Phenanthrene	ND	0.20	ug/L	0.087
Anthracene	ND	0.20	ug/L	0.054
Carbazole	ND	1.0	ug/L	0.54
Di-n-butyl phthalate	ND	1.0	ug/L	0.61
Fluoranthene	ND	0.20	ug/L	0.036
Pyrene	ND	0.20	ug/L	0.048
Butyl benzyl phthalate	ND	1.0	ug/L	0.51
3,3'-Dichlorobenzidine	ND	5.0	ug/L	0.48
Benzo(a)anthracene	ND	0.20	ug/L	0.052
Chrysene	ND	0.20	ug/L	0.048
bis(2-Ethylhexyl) phthalate	ND	10	ug/L	0.88
Di-n-octyl phthalate	ND	1.0	ug/L	0.39
Benzo(b)fluoranthene	ND	0.20	ug/L	0.049
Benzo(k)fluoranthene	ND	0.20	ug/L	0.049
Benzo(a)pyrene	ND	0.20	ug/L	0.048
Indeno(1,2,3-cd)pyrene	ND	0.20	ug/L	0.065
Dibenz(a,h)anthracene	ND	0.20	ug/L	0.039
Benzo(ghi)perylene	ND	0.20	ug/L	0.053

(Continued on next page)

Environmental Quality Mgt., Inc.

Client Sample ID: FWGBKGmw-008C-0512-GW

GC/MS Semivolatiles

Lot-Sample #...: A7J110400-003 Work Order #...: J8RHR1AD Matrix.....: WG

SURROGATE	PERCENT RECOVERY	RECOVERY LIMITS
Nitrobenzene-d5	87	(32 - 112)
2-Fluorobiphenyl	77	(30 - 110)
Terphenyl-d14	107	(51 - 135)
Phenol-d5	76	(10 - 117)
2-Fluorophenol	61	(19 - 108)
2,4,6-Tribromophenol	50	(42 - 124)

Environmental Quality Mgt., Inc.

Client Sample ID: FWGBKGmw-016C-0517-GW

GC/MS Semivolatiles

Lot-Sample #...: A7J110400-005 Work Order #...: J8RHV1AD Matrix.....: WG
Date Sampled...: 10/11/07 13:00 Date Received..: 10/11/07
Prep Date.....: 10/14/07 Analysis Date..: 10/17/07
Prep Batch #...: 7286129
Dilution Factor: 1 Initial Wgt/Vol: 900 mL Final Wgt/Vol..: 2 mL
Method.....: SW846 8270C

PARAMETER	RESULT	REPORTING LIMIT	UNITS	MDL
Benzoic acid	ND	10	ug/L	4.4
Benzyl alcohol	ND	5.0	ug/L	0.49
Phenol	ND	1.0	ug/L	0.96
bis(2-Chloroethyl)-ether	ND	1.0	ug/L	0.088
2-Chlorophenol	ND	1.0	ug/L	0.039
1,3-Dichlorobenzene	ND	1.0	ug/L	0.53
1,4-Dichlorobenzene	ND	1.0	ug/L	0.52
1,2-Dichlorobenzene	ND	1.0	ug/L	0.59
2-Methylphenol	ND	1.0	ug/L	0.56
2,2'-oxybis(1-Chloro-propane)	ND	1.0	ug/L	0.52
4-Methylphenol	ND	1.0	ug/L	0.64
N-Nitrosodi-n-propyl-amine	ND	1.0	ug/L	0.53
Hexachloroethane	ND	1.0	ug/L	0.58
Nitrobenzene	ND	1.0	ug/L	0.053
Isophorone	ND	1.0	ug/L	0.50
2-Nitrophenol	ND	2.0	ug/L	1.3
2,4-Dimethylphenol	ND	2.0	ug/L	0.56
bis(2-Chloroethoxy) methane	ND	1.0	ug/L	0.49
2,4-Dichlorophenol	ND	2.0	ug/L	1.1
1,2,4-Trichloro-benzene	ND	1.0	ug/L	0.59
Naphthalene	ND	0.20	ug/L	0.069
4-Chloroaniline	ND	2.0	ug/L	0.56
Hexachlorobutadiene	ND	1.0	ug/L	0.51
4-Chloro-3-methylphenol	ND	2.0	ug/L	0.41
2-Methylnaphthalene	ND	0.20	ug/L	0.061
Hexachlorocyclopenta-diene	ND	10	ug/L	0.74
2,4,6-Trichloro-phenol	ND	5.0	ug/L	1.4
2,4,5-Trichloro-phenol	ND	5.0	ug/L	0.96
2-Chloronaphthalene	ND	1.0	ug/L	0.62
2-Nitroaniline	ND	2.0	ug/L	0.43

(Continued on next page)

Environmental Quality Mgt., Inc.

Client Sample ID: FWGBKGmw-016C-0517-GW

GC/MS Semivolatiles

Lot-Sample #...: A7J110400-005 **Work Order #...:** J8RHV1AD **Matrix.....:** WG

PARAMETER	RESULT	REPORTING LIMIT	UNITS	MDL
Dimethyl phthalate	ND	1.0	ug/L	0.44
Acenaphthylene	ND	0.20	ug/L	0.054
2,6-Dinitrotoluene	ND	5.0	ug/L	0.47
3-Nitroaniline	ND	2.0	ug/L	0.67
Acenaphthene	ND	0.20	ug/L	0.054
2,4-Dinitrophenol	ND	5.0	ug/L	3.5
4-Nitrophenol	ND	5.0	ug/L	0.63
Dibenzofuran	ND	1.0	ug/L	0.54
2,4-Dinitrotoluene	ND	5.0	ug/L	0.40
Diethyl phthalate	ND	1.0	ug/L	0.63
4-Chlorophenyl phenyl ether	ND	2.0	ug/L	0.55
Fluorene	ND	0.20	ug/L	0.043
4-Nitroaniline	ND	2.0	ug/L	0.47
4,6-Dinitro-2-methylphenol	ND	5.0	ug/L	0.27
N-Nitrosodiphenylamine	ND	1.0	ug/L	0.46
4-Bromophenyl phenyl ether	ND	2.0	ug/L	0.52
Hexachlorobenzene	ND	0.20	ug/L	0.065
Pentachlorophenol	ND	5.0	ug/L	0.48
Phenanthrene	ND	0.20	ug/L	0.087
Anthracene	ND	0.20	ug/L	0.054
Carbazole	ND	1.0	ug/L	0.54
Di-n-butyl phthalate	ND	1.0	ug/L	0.61
Fluoranthene	ND	0.20	ug/L	0.036
Pyrene	ND	0.20	ug/L	0.048
Butyl benzyl phthalate	ND	1.0	ug/L	0.51
3,3'-Dichlorobenzidine	ND	5.0	ug/L	0.48
Benzo(a)anthracene	ND	0.20	ug/L	0.052
Chrysene	ND	0.20	ug/L	0.048
bis(2-Ethylhexyl) phthalate	**4.3 J,B**	**10**	**ug/L**	**0.88**
Di-n-octyl phthalate	ND	1.0	ug/L	0.39
Benzo(b)fluoranthene	ND	0.20	ug/L	0.049
Benzo(k)fluoranthene	ND	0.20	ug/L	0.049
Benzo(a)pyrene	ND	0.20	ug/L	0.048
Indeno(1,2,3-cd)pyrene	ND	0.20	ug/L	0.065
Dibenz(a,h)anthracene	ND	0.20	ug/L	0.039
Benzo(ghi)perylene	ND	0.20	ug/L	0.053

(Continued on next page)

Environmental Quality Mgt., Inc.

Client Sample ID: FWGBKGmw-016C-0517-GW

GC/MS Semivolatiles

Lot-Sample #...: A7J110400-005 Work Order #...: J8RHV1AD Matrix.....: WG

SURROGATE	PERCENT RECOVERY	RECOVERY LIMITS
Nitrobenzene-d5	64	(32 - 112)
2-Fluorobiphenyl	58	(30 - 110)
Terphenyl-d14	98	(51 - 135)
Phenol-d5	56	(10 - 117)
2-Fluorophenol	29	(19 - 108)
2,4,6-Tribromophenol	56	(42 - 124)

NOTE(S):

J Estimated result. Result is less than RL.

B Method blank contamination. The associated method blank contains the target analyte at a reportable level.

Environmental Quality Mgt., Inc.

Client Sample ID: FWGBKGmw-021C-0522-GW

GC/MS Semivolatiles

Lot-Sample #...: A7J110400-008 **Work Order #...:** J8RH01AD **Matrix.....:** WG
Date Sampled...: 10/11/07 09:30 **Date Received..:** 10/11/07
Prep Date.....: 10/14/07 **Analysis Date..:** 10/17/07
Prep Batch #...: 7286129
Dilution Factor: 1 **Initial Wgt/Vol:** 900 mL **Final Wgt/Vol..:** 2 mL
Method.....: SW846 8270C

PARAMETER	RESULT	REPORTING LIMIT	UNITS	MDL
Benzoic acid	ND	10	ug/L	4.4
Benzyl alcohol	ND	5.0	ug/L	0.49
Phenol	ND	1.0	ug/L	0.96
bis(2-Chloroethyl)-ether	ND	1.0	ug/L	0.088
2-Chlorophenol	ND	1.0	ug/L	0.039
1,3-Dichlorobenzene	ND	1.0	ug/L	0.53
1,4-Dichlorobenzene	ND	1.0	ug/L	0.52
1,2-Dichlorobenzene	ND	1.0	ug/L	0.59
2-Methylphenol	ND	1.0	ug/L	0.56
2,2'-oxybis(1-Chloro-propane)	ND	1.0	ug/L	0.52
4-Methylphenol	ND	1.0	ug/L	0.64
N-Nitrosodi-n-propyl-amine	ND	1.0	ug/L	0.53
Hexachloroethane	ND	1.0	ug/L	0.58
Nitrobenzene	ND	1.0	ug/L	0.053
Isophorone	ND	1.0	ug/L	0.50
2-Nitrophenol	ND	2.0	ug/L	1.3
2,4-Dimethylphenol	ND	2.0	ug/L	0.56
bis(2-Chloroethoxy) methane	ND	1.0	ug/L	0.49
2,4-Dichlorophenol	ND	2.0	ug/L	1.1
1,2,4-Trichloro-benzene	ND	1.0	ug/L	0.59
Naphthalene	ND	0.20	ug/L	0.069
4-Chloroaniline	ND	2.0	ug/L	0.56
Hexachlorobutadiene	ND	1.0	ug/L	0.51
4-Chloro-3-methylphenol	ND	2.0	ug/L	0.41
2-Methylnaphthalene	ND	0.20	ug/L	0.061
Hexachlorocyclopenta-diene	ND	10	ug/L	0.74
2,4,6-Trichloro-phenol	ND	5.0	ug/L	1.4
2,4,5-Trichloro-phenol	ND	5.0	ug/L	0.96
2-Chloronaphthalene	ND	1.0	ug/L	0.62
2-Nitroaniline	ND	2.0	ug/L	0.43

(Continued on next page)

Environmental Quality Mgt., Inc.

Client Sample ID: FWGBKGmw-021C-0522-GW

GC/MS Semivolatiles

Lot-Sample #...: A7J110400-008 Work Order #...: J8RH01AD Matrix.....: WG

PARAMETER	RESULT	REPORTING LIMIT	UNITS	MDL
Dimethyl phthalate	ND	1.0	ug/L	0.44
Acenaphthylene	ND	0.20	ug/L	0.054
2,6-Dinitrotoluene	ND	5.0	ug/L	0.47
3-Nitroaniline	ND	2.0	ug/L	0.67
Acenaphthene	ND	0.20	ug/L	0.054
2,4-Dinitrophenol	ND	5.0	ug/L	3.5
4-Nitrophenol	ND	5.0	ug/L	0.63
Dibenzofuran	ND	1.0	ug/L	0.54
2,4-Dinitrotoluene	ND	5.0	ug/L	0.40
Diethyl phthalate	ND	1.0	ug/L	0.63
4-Chlorophenyl phenyl ether	ND	2.0	ug/L	0.55
Fluorene	ND	0.20	ug/L	0.043
4-Nitroaniline	ND	2.0	ug/L	0.47
4,6-Dinitro-2-methylphenol	ND	5.0	ug/L	0.27
N-Nitrosodiphenylamine	ND	1.0	ug/L	0.46
4-Bromophenyl phenyl ether	ND	2.0	ug/L	0.52
Hexachlorobenzene	ND	0.20	ug/L	0.065
Pentachlorophenol	ND	5.0	ug/L	0.48
Phenanthrene	ND	0.20	ug/L	0.087
Anthracene	ND	0.20	ug/L	0.054
Carbazole	ND	1.0	ug/L	0.54
Di-n-butyl phthalate	ND	1.0	ug/L	0.61
Fluoranthene	ND	0.20	ug/L	0.036
Pyrene	ND	0.20	ug/L	0.048
Butyl benzyl phthalate	ND	1.0	ug/L	0.51
3,3'-Dichlorobenzidine	ND	5.0	ug/L	0.48
Benzo(a)anthracene	ND	0.20	ug/L	0.052
Chrysene	ND	0.20	ug/L	0.048
bis(2-Ethylhexyl) phthalate	**0.89 J,B**	**10**	**ug/L**	**0.88**
Di-n-octyl phthalate	ND	1.0	ug/L	0.39
Benzo(b)fluoranthene	ND	0.20	ug/L	0.049
Benzo(k)fluoranthene	ND	0.20	ug/L	0.049
Benzo(a)pyrene	ND	0.20	ug/L	0.048
Indeno(1,2,3-cd)pyrene	ND	0.20	ug/L	0.065
Dibenz(a,h)anthracene	ND	0.20	ug/L	0.039
Benzo(ghi)perylene	ND	0.20	ug/L	0.053

(Continued on next page)

Environmental Quality Mgt., Inc.

Client Sample ID: FWGBKGmw-021C-0522-GW

GC/MS Semivolatiles

Lot-Sample #...: A7J110400-008 Work Order #...: J8RH01AD Matrix.....: WG

SURROGATE	PERCENT RECOVERY	RECOVERY LIMITS
Nitrobenzene-d5	82	(32 - 112)
2-Fluorobiphenyl	74	(30 - 110)
Terphenyl-d14	101	(51 - 135)
Phenol-d5	70	(10 - 117)
2-Fluorophenol	41	(19 - 108)
2,4,6-Tribromophenol	74	(42 - 124)

NOTE(S):

J Estimated result. Result is less than RL.

B Method blank contamination. The associated method blank contains the target analyte at a reportable level.

Environmental Quality Mgt., Inc.

Client Sample ID: FWGBKGmw-018C-0519-GW

GC/MS Semivolatiles

Lot-Sample #...: A7J110400-010 **Work Order #...:** J8RH21AD **Matrix.....:** WG
Date Sampled...: 10/11/07 11:25 **Date Received..:** 10/11/07
Prep Date.....: 10/14/07 **Analysis Date..:** 10/17/07
Prep Batch #...: 7286129
Dilution Factor: 1 **Initial Wgt/Vol:** 1010 mL **Final Wgt/Vol..:** 2 mL
Method.....: SW846 8270C

PARAMETER	RESULT	REPORTING LIMIT	UNITS	MDL
Benzoic acid	ND	10	ug/L	4.4
Benzyl alcohol	ND	5.0	ug/L	0.49
Phenol	ND	1.0	ug/L	0.96
bis(2-Chloroethyl)-ether	ND	1.0	ug/L	0.088
2-Chlorophenol	ND	1.0	ug/L	0.039
1,3-Dichlorobenzene	ND	1.0	ug/L	0.53
1,4-Dichlorobenzene	ND	1.0	ug/L	0.52
1,2-Dichlorobenzene	ND	1.0	ug/L	0.59
2-Methylphenol	ND	1.0	ug/L	0.56
2,2'-oxybis(1-Chloro-propane)	ND	1.0	ug/L	0.52
4-Methylphenol	ND	1.0	ug/L	0.64
N-Nitrosodi-n-propyl-amine	ND	1.0	ug/L	0.53
Hexachloroethane	ND	1.0	ug/L	0.58
Nitrobenzene	ND	1.0	ug/L	0.053
Isophorone	ND	1.0	ug/L	0.50
2-Nitrophenol	ND	2.0	ug/L	1.3
2,4-Dimethylphenol	ND	2.0	ug/L	0.56
bis(2-Chloroethoxy) methane	ND	1.0	ug/L	0.49
2,4-Dichlorophenol	ND	2.0	ug/L	1.1
1,2,4-Trichloro-benzene	ND	1.0	ug/L	0.59
Naphthalene	ND	0.20	ug/L	0.069
4-Chloroaniline	ND	2.0	ug/L	0.56
Hexachlorobutadiene	ND	1.0	ug/L	0.51
4-Chloro-3-methylphenol	ND	2.0	ug/L	0.41
2-Methylnaphthalene	ND	0.20	ug/L	0.061
Hexachlorocyclopenta-diene	ND	10	ug/L	0.74
2,4,6-Trichloro-phenol	ND	5.0	ug/L	1.4
2,4,5-Trichloro-phenol	ND	5.0	ug/L	0.96
2-Chloronaphthalene	ND	1.0	ug/L	0.62
2-Nitroaniline	ND	2.0	ug/L	0.43

(Continued on next page)

Environmental Quality Mgt., Inc.

Client Sample ID: FWGBKGmw-018C-0519-GW

GC/MS Semivolatiles

Lot-Sample #...: A7J110400-010 Work Order #...: J8RH21AD Matrix.....: WG

PARAMETER	RESULT	REPORTING LIMIT	UNITS	MDL
Dimethyl phthalate	ND	1.0	ug/L	0.44
Acenaphthylene	ND	0.20	ug/L	0.054
2,6-Dinitrotoluene	ND	5.0	ug/L	0.47
3-Nitroaniline	ND	2.0	ug/L	0.67
Acenaphthene	ND	0.20	ug/L	0.054
2,4-Dinitrophenol	ND	5.0	ug/L	3.5
4-Nitrophenol	ND	5.0	ug/L	0.63
Dibenzofuran	ND	1.0	ug/L	0.54
2,4-Dinitrotoluene	ND	5.0	ug/L	0.40
Diethyl phthalate	ND	1.0	ug/L	0.63
4-Chlorophenyl phenyl ether	ND	2.0	ug/L	0.55
Fluorene	ND	0.20	ug/L	0.043
4-Nitroaniline	ND	2.0	ug/L	0.47
4,6-Dinitro-2-methylphenol	ND	5.0	ug/L	0.27
N-Nitrosodiphenylamine	ND	1.0	ug/L	0.46
4-Bromophenyl phenyl ether	ND	2.0	ug/L	0.52
Hexachlorobenzene	ND	0.20	ug/L	0.065
Pentachlorophenol	ND	5.0	ug/L	0.48
Phenanthrene	ND	0.20	ug/L	0.087
Anthracene	ND	0.20	ug/L	0.054
Carbazole	ND	1.0	ug/L	0.54
Di-n-butyl phthalate	ND	1.0	ug/L	0.61
Fluoranthene	ND	0.20	ug/L	0.036
Pyrene	ND	0.20	ug/L	0.048
Butyl benzyl phthalate	ND	1.0	ug/L	0.51
3,3'-Dichlorobenzidine	ND	5.0	ug/L	0.48
Benzo(a)anthracene	ND	0.20	ug/L	0.052
Chrysene	ND	0.20	ug/L	0.048
bis(2-Ethylhexyl) phthalate	**1.4 J,B**	**10**	**ug/L**	**0.88**
Di-n-octyl phthalate	ND	1.0	ug/L	0.39
Benzo(b)fluoranthene	ND	0.20	ug/L	0.049
Benzo(k)fluoranthene	ND	0.20	ug/L	0.049
Benzo(a)pyrene	ND	0.20	ug/L	0.048
Indeno(1,2,3-cd)pyrene	ND	0.20	ug/L	0.065
Dibenz(a,h)anthracene	ND	0.20	ug/L	0.039
Benzo(ghi)perylene	ND	0.20	ug/L	0.053

(Continued on next page)

Environmental Quality Mgt., Inc.

Client Sample ID: FWGBKGmw-018C-0519-GW

GC/MS Semivolatiles

Lot-Sample #...: A7J110400-010 Work Order #...: J8RH21AD Matrix.....: WG

SURROGATE	PERCENT RECOVERY	RECOVERY LIMITS
Nitrobenzene-d5	76	(32 - 112)
2-Fluorobiphenyl	71	(30 - 110)
Terphenyl-d14	97	(51 - 135)
Phenol-d5	68	(10 - 117)
2-Fluorophenol	45	(19 - 108)
2,4,6-Tribromophenol	73	(42 - 124)

NOTE(S):

J Estimated result. Result is less than RL.

B Method blank contamination. The associated method blank contains the target analyte at a reportable level.

Environmental Quality Mgt., Inc.

Client Sample ID: FWGBKGmw-DUP5-0555-GW

GC/MS Semivolatiles

Lot-Sample #...: A7J110400-012 **Work Order #...:** J8RH41AD **Matrix.....:** WG
Date Sampled...: 10/11/07 11:25 **Date Received..:** 10/11/07
Prep Date.....: 10/14/07 **Analysis Date..:** 10/17/07
Prep Batch #...: 7286129
Dilution Factor: 1 **Initial Wgt/Vol:** 1000 mL **Final Wgt/Vol..:** 2 mL
Method.....: SW846 8270C

PARAMETER	RESULT	REPORTING LIMIT	UNITS	MDL
Benzoic acid	ND	10	ug/L	4.4
Benzyl alcohol	ND	5.0	ug/L	0.49
Phenol	ND	1.0	ug/L	0.96
bis(2-Chloroethyl)-ether	ND	1.0	ug/L	0.088
2-Chlorophenol	ND	1.0	ug/L	0.039
1,3-Dichlorobenzene	ND	1.0	ug/L	0.53
1,4-Dichlorobenzene	ND	1.0	ug/L	0.52
1,2-Dichlorobenzene	ND	1.0	ug/L	0.59
2-Methylphenol	ND	1.0	ug/L	0.56
2,2'-oxybis(1-Chloro-propane)	ND	1.0	ug/L	0.52
4-Methylphenol	ND	1.0	ug/L	0.64
N-Nitrosodi-n-propyl-amine	ND	1.0	ug/L	0.53
Hexachloroethane	ND	1.0	ug/L	0.58
Nitrobenzene	ND	1.0	ug/L	0.053
Isophorone	ND	1.0	ug/L	0.50
2-Nitrophenol	ND	2.0	ug/L	1.3
2,4-Dimethylphenol	ND	2.0	ug/L	0.56
bis(2-Chloroethoxy) methane	ND	1.0	ug/L	0.49
2,4-Dichlorophenol	ND	2.0	ug/L	1.1
1,2,4-Trichloro-benzene	ND	1.0	ug/L	0.59
Naphthalene	ND	0.20	ug/L	0.069
4-Chloroaniline	ND	2.0	ug/L	0.56
Hexachlorobutadiene	ND	1.0	ug/L	0.51
4-Chloro-3-methylphenol	ND	2.0	ug/L	0.41
2-Methylnaphthalene	ND	0.20	ug/L	0.061
Hexachlorocyclopenta-diene	ND	10	ug/L	0.74
2,4,6-Trichloro-phenol	ND	5.0	ug/L	1.4
2,4,5-Trichloro-phenol	ND	5.0	ug/L	0.96
2-Chloronaphthalene	ND	1.0	ug/L	0.62
2-Nitroaniline	ND	2.0	ug/L	0.43

(Continued on next page)

Environmental Quality Mgt., Inc.

Client Sample ID: FWGBKGmw-DUP5-0555-GW

GC/MS Semivolatiles

Lot-Sample #...: A7J110400-012 **Work Order #...:** J8RH41AD **Matrix.....:** WG

PARAMETER	RESULT	REPORTING LIMIT	UNITS	MDL
Dimethyl phthalate	ND	1.0	ug/L	0.44
Acenaphthylene	ND	0.20	ug/L	0.054
2,6-Dinitrotoluene	ND	5.0	ug/L	0.47
3-Nitroaniline	ND	2.0	ug/L	0.67
Acenaphthene	ND	0.20	ug/L	0.054
2,4-Dinitrophenol	ND	5.0	ug/L	3.5
4-Nitrophenol	ND	5.0	ug/L	0.63
Dibenzofuran	ND	1.0	ug/L	0.54
2,4-Dinitrotoluene	ND	5.0	ug/L	0.40
Diethyl phthalate	ND	1.0	ug/L	0.63
4-Chlorophenyl phenyl ether	ND	2.0	ug/L	0.55
Fluorene	ND	0.20	ug/L	0.043
4-Nitroaniline	ND	2.0	ug/L	0.47
4,6-Dinitro-2-methylphenol	ND	5.0	ug/L	0.27
N-Nitrosodiphenylamine	ND	1.0	ug/L	0.46
4-Bromophenyl phenyl ether	ND	2.0	ug/L	0.52
Hexachlorobenzene	ND	0.20	ug/L	0.065
Pentachlorophenol	ND	5.0	ug/L	0.48
Phenanthrene	ND	0.20	ug/L	0.087
Anthracene	ND	0.20	ug/L	0.054
Carbazole	ND	1.0	ug/L	0.54
Di-n-butyl phthalate	ND	1.0	ug/L	0.61
Fluoranthene	ND	0.20	ug/L	0.036
Pyrene	ND	0.20	ug/L	0.048
Butyl benzyl phthalate	ND	1.0	ug/L	0.51
3,3'-Dichlorobenzidine	ND	5.0	ug/L	0.48
Benzo(a)anthracene	ND	0.20	ug/L	0.052
Chrysene	ND	0.20	ug/L	0.048
bis(2-Ethylhexyl) phthalate	ND	10	ug/L	0.88
Di-n-octyl phthalate	ND	1.0	ug/L	0.39
Benzo(b)fluoranthene	ND	0.20	ug/L	0.049
Benzo(k)fluoranthene	ND	0.20	ug/L	0.049
Benzo(a)pyrene	ND	0.20	ug/L	0.048
Indeno(1,2,3-cd)pyrene	ND	0.20	ug/L	0.065
Dibenz(a,h)anthracene	ND	0.20	ug/L	0.039
Benzo(ghi)perylene	ND	0.20	ug/L	0.053

(Continued on next page)

Environmental Quality Mgt., Inc.

Client Sample ID: FWGBKGmw-DUP5-0555-GW

GC/MS Semivolatiles

Lot-Sample #...: A7J110400-012 Work Order #...: J8RH41AD Matrix.....: WG

SURROGATE	PERCENT RECOVERY	RECOVERY LIMITS
Nitrobenzene-d5	81	(32 - 112)
2-Fluorobiphenyl	73	(30 - 110)
Terphenyl-d14	97	(51 - 135)
Phenol-d5	65	(10 - 117)
2-Fluorophenol	34	(19 - 108)
2,4,6-Tribromophenol	66	(42 - 124)

Environmental Quality Mgt., Inc.

Client Sample ID: FWGBKGmw-006C-0511-GW

GC/MS Semivolatiles

Lot-Sample #...: A7J110400-014 Work Order #...: J8RH61AD Matrix.....: WG
Date Sampled...: 10/11/07 13:50 Date Received..: 10/11/07
Prep Date.....: 10/14/07 Analysis Date..: 10/17/07
Prep Batch #...: 7286129
Dilution Factor: 1 Initial Wgt/Vol: 1020 mL Final Wgt/Vol..: 2 mL
Method.....: SW846 8270C

PARAMETER	RESULT	REPORTING LIMIT	UNITS	MDL
Benzoic acid	ND	10	ug/L	4.4
Benzyl alcohol	ND	5.0	ug/L	0.49
Phenol	ND	1.0	ug/L	0.96
bis(2-Chloroethyl)-ether	ND	1.0	ug/L	0.088
2-Chlorophenol	ND	1.0	ug/L	0.039
1,3-Dichlorobenzene	ND	1.0	ug/L	0.53
1,4-Dichlorobenzene	ND	1.0	ug/L	0.52
1,2-Dichlorobenzene	ND	1.0	ug/L	0.59
2-Methylphenol	ND	1.0	ug/L	0.56
2,2'-oxybis(1-Chloro-propane)	ND	1.0	ug/L	0.52
4-Methylphenol	ND	1.0	ug/L	0.64
N-Nitrosodi-n-propyl-amine	ND	1.0	ug/L	0.53
Hexachloroethane	ND	1.0	ug/L	0.58
Nitrobenzene	ND	1.0	ug/L	0.053
Isophorone	ND	1.0	ug/L	0.50
2-Nitrophenol	ND	2.0	ug/L	1.3
2,4-Dimethylphenol	ND	2.0	ug/L	0.56
bis(2-Chloroethoxy) methane	ND	1.0	ug/L	0.49
2,4-Dichlorophenol	ND	2.0	ug/L	1.1
1,2,4-Trichloro-benzene	ND	1.0	ug/L	0.59
Naphthalene	ND	0.20	ug/L	0.069
4-Chloroaniline	ND	2.0	ug/L	0.56
Hexachlorobutadiene	ND	1.0	ug/L	0.51
4-Chloro-3-methylphenol	ND	2.0	ug/L	0.41
2-Methylnaphthalene	ND	0.20	ug/L	0.061
Hexachlorocyclopenta-diene	ND	10	ug/L	0.74
2,4,6-Trichloro-phenol	ND	5.0	ug/L	1.4
2,4,5-Trichloro-phenol	ND	5.0	ug/L	0.96
2-Chloronaphthalene	ND	1.0	ug/L	0.62
2-Nitroaniline	ND	2.0	ug/L	0.43

(Continued on next page)

Environmental Quality Mgt., Inc.

Client Sample ID: FWGBKGmw-006C-0511-GW

GC/MS Semivolatiles

Lot-Sample #...: A7J110400-014 Work Order #...: J8RH61AD Matrix.....: WG

PARAMETER	RESULT	REPORTING LIMIT	UNITS	MDL
Dimethyl phthalate	ND	1.0	ug/L	0.44
Acenaphthylene	ND	0.20	ug/L	0.054
2,6-Dinitrotoluene	ND	5.0	ug/L	0.47
3-Nitroaniline	ND	2.0	ug/L	0.67
Acenaphthene	ND	0.20	ug/L	0.054
2,4-Dinitrophenol	ND	5.0	ug/L	3.5
4-Nitrophenol	ND	5.0	ug/L	0.63
Dibenzofuran	ND	1.0	ug/L	0.54
2,4-Dinitrotoluene	ND	5.0	ug/L	0.40
Diethyl phthalate	ND	1.0	ug/L	0.63
4-Chlorophenyl phenyl ether	ND	2.0	ug/L	0.55
Fluorene	ND	0.20	ug/L	0.043
4-Nitroaniline	ND	2.0	ug/L	0.47
4,6-Dinitro-2-methylphenol	ND	5.0	ug/L	0.27
N-Nitrosodiphenylamine	ND	1.0	ug/L	0.46
4-Bromophenyl phenyl ether	ND	2.0	ug/L	0.52
Hexachlorobenzene	ND	0.20	ug/L	0.065
Pentachlorophenol	ND	5.0	ug/L	0.48
Phenanthrene	ND	0.20	ug/L	0.087
Anthracene	ND	0.20	ug/L	0.054
Carbazole	ND	1.0	ug/L	0.54
Di-n-butyl phthalate	ND	1.0	ug/L	0.61
Fluoranthene	ND	0.20	ug/L	0.036
Pyrene	ND	0.20	ug/L	0.048
Butyl benzyl phthalate	ND	1.0	ug/L	0.51
3,3'-Dichlorobenzidine	ND	5.0	ug/L	0.48
Benzo(a)anthracene	ND	0.20	ug/L	0.052
Chrysene	ND	0.20	ug/L	0.048
bis(2-Ethylhexyl) phthalate	**1.8 J,B**	**10**	**ug/L**	**0.88**
Di-n-octyl phthalate	ND	1.0	ug/L	0.39
Benzo(b)fluoranthene	ND	0.20	ug/L	0.049
Benzo(k)fluoranthene	ND	0.20	ug/L	0.049
Benzo(a)pyrene	ND	0.20	ug/L	0.048
Indeno(1,2,3-cd)pyrene	ND	0.20	ug/L	0.065
Dibenz(a,h)anthracene	ND	0.20	ug/L	0.039
Benzo(ghi)perylene	ND	0.20	ug/L	0.053

(Continued on next page)

Environmental Quality Mgt., Inc.

Client Sample ID: FWGBKGmw-006C-0511-GW

GC/MS Semivolatiles

Lot-Sample #...: A7J110400-014 Work Order #...: J8RH61AD Matrix.....: WG

SURROGATE	PERCENT RECOVERY	RECOVERY LIMITS
Nitrobenzene-d5	72	(32 - 112)
2-Fluorobiphenyl	66	(30 - 110)
Terphenyl-d14	98	(51 - 135)
Phenol-d5	63	(10 - 117)
2-Fluorophenol	46	(19 - 108)
2,4,6-Tribromophenol	66	(42 - 124)

NOTE(S):

J Estimated result. Result is less than RL.

B Method blank contamination. The associated method blank contains the target analyte at a reportable level.

Environmental Quality Mgt., Inc.

Client Sample ID: FWGBKGmw-005C-0510-GW

GC/MS Semivolatiles

Lot-Sample #...: A7J110400-018 **Work Order #...:** J8RJA1AD **Matrix.....:** WG
Date Sampled...: 10/11/07 10:00 **Date Received..:** 10/11/07
Prep Date.....: 10/14/07 **Analysis Date..:** 10/17/07
Prep Batch #...: 7286129
Dilution Factor: 1 **Initial Wgt/Vol:** 880 mL **Final Wgt/Vol..:** 2 mL
Method.....: SW846 8270C

PARAMETER	RESULT	REPORTING LIMIT	UNITS	MDL
Benzoic acid	ND	10	ug/L	4.4
Benzyl alcohol	ND	5.0	ug/L	0.49
Phenol	ND	1.0	ug/L	0.96
bis(2-Chloroethyl)-ether	ND	1.0	ug/L	0.088
2-Chlorophenol	ND	1.0	ug/L	0.039
1,3-Dichlorobenzene	ND	1.0	ug/L	0.53
1,4-Dichlorobenzene	ND	1.0	ug/L	0.52
1,2-Dichlorobenzene	ND	1.0	ug/L	0.59
2-Methylphenol	ND	1.0	ug/L	0.56
2,2'-oxybis(1-Chloro-propane)	ND	1.0	ug/L	0.52
4-Methylphenol	ND	1.0	ug/L	0.64
N-Nitrosodi-n-propyl-amine	ND	1.0	ug/L	0.53
Hexachloroethane	ND	1.0	ug/L	0.58
Nitrobenzene	ND	1.0	ug/L	0.053
Isophorone	ND	1.0	ug/L	0.50
2-Nitrophenol	ND	2.0	ug/L	1.3
2,4-Dimethylphenol	ND	2.0	ug/L	0.56
bis(2-Chloroethoxy) methane	ND	1.0	ug/L	0.49
2,4-Dichlorophenol	ND	2.0	ug/L	1.1
1,2,4-Trichloro-benzene	ND	1.0	ug/L	0.59
Naphthalene	ND	0.20	ug/L	0.069
4-Chloroaniline	ND	2.0	ug/L	0.56
Hexachlorobutadiene	ND	1.0	ug/L	0.51
4-Chloro-3-methylphenol	ND	2.0	ug/L	0.41
2-Methylnaphthalene	ND	0.20	ug/L	0.061
Hexachlorocyclopenta-diene	ND	10	ug/L	0.74
2,4,6-Trichloro-phenol	ND	5.0	ug/L	1.4
2,4,5-Trichloro-phenol	ND	5.0	ug/L	0.96
2-Chloronaphthalene	ND	1.0	ug/L	0.62
2-Nitroaniline	ND	2.0	ug/L	0.43

(Continued on next page)

Environmental Quality Mgt., Inc.

Client Sample ID: FWGBKGmw-005C-0510-GW

GC/MS Semivolatiles

Lot-Sample #...: A7J110400-018 Work Order #...: J8RJA1AD Matrix.....: WG

PARAMETER	RESULT	REPORTING LIMIT	UNITS	MDL
Dimethyl phthalate	ND	1.0	ug/L	0.44
Acenaphthylene	ND	0.20	ug/L	0.054
2,6-Dinitrotoluene	ND	5.0	ug/L	0.47
3-Nitroaniline	ND	2.0	ug/L	0.67
Acenaphthene	ND	0.20	ug/L	0.054
2,4-Dinitrophenol	ND	5.0	ug/L	3.5
4-Nitrophenol	ND	5.0	ug/L	0.63
Dibenzofuran	ND	1.0	ug/L	0.54
2,4-Dinitrotoluene	ND	5.0	ug/L	0.40
Diethyl phthalate	ND	1.0	ug/L	0.63
4-Chlorophenyl phenyl ether	ND	2.0	ug/L	0.55
Fluorene	ND	0.20	ug/L	0.043
4-Nitroaniline	ND	2.0	ug/L	0.47
4,6-Dinitro-2-methylphenol	ND	5.0	ug/L	0.27
N-Nitrosodiphenylamine	ND	1.0	ug/L	0.46
4-Bromophenyl phenyl ether	ND	2.0	ug/L	0.52
Hexachlorobenzene	ND	0.20	ug/L	0.065
Pentachlorophenol	ND	5.0	ug/L	0.48
Phenanthrene	ND	0.20	ug/L	0.087
Anthracene	ND	0.20	ug/L	0.054
Carbazole	ND	1.0	ug/L	0.54
Di-n-butyl phthalate	ND	1.0	ug/L	0.61
Fluoranthene	ND	0.20	ug/L	0.036
Pyrene	ND	0.20	ug/L	0.048
Butyl benzyl phthalate	ND	1.0	ug/L	0.51
3,3'-Dichlorobenzidine	ND	5.0	ug/L	0.48
Benzo(a)anthracene	ND	0.20	ug/L	0.052
Chrysene	ND	0.20	ug/L	0.048
bis(2-Ethylhexyl) phthalate	ND	10	ug/L	0.88
Di-n-octyl phthalate	ND	1.0	ug/L	0.39
Benzo(b)fluoranthene	ND	0.20	ug/L	0.049
Benzo(k)fluoranthene	ND	0.20	ug/L	0.049
Benzo(a)pyrene	ND	0.20	ug/L	0.048
Indeno(1,2,3-cd)pyrene	ND	0.20	ug/L	0.065
Dibenz(a,h)anthracene	ND	0.20	ug/L	0.039
Benzo(ghi)perylene	ND	0.20	ug/L	0.053

(Continued on next page)

Environmental Quality Mgt., Inc.

Client Sample ID: FWGBKGmw-005C-0510-GW

GC/MS Semivolatiles

Lot-Sample #...: A7J110400-018 Work Order #...: J8RJA1AD Matrix.....: WG

SURROGATE	PERCENT RECOVERY	RECOVERY LIMITS
Nitrobenzene-d5	78	(32 - 112)
2-Fluorobiphenyl	74	(30 - 110)
Terphenyl-d14	97	(51 - 135)
Phenol-d5	69	(10 - 117)
2-Fluorophenol	53	(19 - 108)
2,4,6-Tribromophenol	61	(42 - 124)

Environmental Quality Mgt., Inc.

Client Sample ID: FWGEQUIPRINSE4-0559-GW

GC/MS Semivolatiles

Lot-Sample #...: A7J110400-020	**Work Order #...:** J8RJE1AC	**Matrix.....:** WQ
Date Sampled...: 10/11/07 10:45	**Date Received..:** 10/11/07	
Prep Date.....: 10/14/07	**Analysis Date..:** 10/17/07	
Prep Batch #...: 7286129		
Dilution Factor: 1	**Initial Wgt/Vol:** 860 mL	**Final Wgt/Vol..:** 2 mL
	Method.....: SW846 8270C	

PARAMETER	RESULT	REPORTING LIMIT	UNITS	MDL
Benzoic acid	ND	10	ug/L	4.4
Benzyl alcohol	**5.4**	**5.0**	**ug/L**	**0.49**
Phenol	ND	1.0	ug/L	0.96
bis(2-Chloroethyl)-ether	ND	1.0	ug/L	0.088
2-Chlorophenol	ND	1.0	ug/L	0.039
1,3-Dichlorobenzene	ND	1.0	ug/L	0.53
1,4-Dichlorobenzene	ND	1.0	ug/L	0.52
1,2-Dichlorobenzene	ND	1.0	ug/L	0.59
2-Methylphenol	ND	1.0	ug/L	0.56
2,2'-oxybis(1-Chloro-propane)	ND	1.0	ug/L	0.52
4-Methylphenol	ND	1.0	ug/L	0.64
N-Nitrosodi-n-propyl-amine	ND	1.0	ug/L	0.53
Hexachloroethane	ND	1.0	ug/L	0.58
Nitrobenzene	ND	1.0	ug/L	0.053
Isophorone	ND	1.0	ug/L	0.50
2-Nitrophenol	ND	2.0	ug/L	1.3
2,4-Dimethylphenol	ND	2.0	ug/L	0.56
bis(2-Chloroethoxy) methane	ND	1.0	ug/L	0.49
2,4-Dichlorophenol	ND	2.0	ug/L	1.1
1,2,4-Trichloro-benzene	ND	1.0	ug/L	0.59
Naphthalene	**0.31**	**0.20**	**ug/L**	**0.069**
4-Chloroaniline	ND	2.0	ug/L	0.56
Hexachlorobutadiene	ND	1.0	ug/L	0.51
4-Chloro-3-methylphenol	ND	2.0	ug/L	0.41
2-Methylnaphthalene	ND	0.20	ug/L	0.061
Hexachlorocyclopenta-diene	ND	10	ug/L	0.74
2,4,6-Trichloro-phenol	ND	5.0	ug/L	1.4
2,4,5-Trichloro-phenol	ND	5.0	ug/L	0.96
2-Chloronaphthalene	ND	1.0	ug/L	0.62
2-Nitroaniline	ND	2.0	ug/L	0.43

(Continued on next page)

Environmental Quality Mgt., Inc.

Client Sample ID: FWGEQUIPRINSE4-0559-GW

GC/MS Semivolatiles

Lot-Sample #...: A7J110400-020 **Work Order #...:** J8RJE1AC **Matrix.....:** WQ

PARAMETER	RESULT	REPORTING LIMIT	UNITS	MDL
Dimethyl phthalate	**0.47 J**	**1.0**	**ug/L**	**0.44**
Acenaphthylene	ND	0.20	ug/L	0.054
2,6-Dinitrotoluene	ND	5.0	ug/L	0.47
3-Nitroaniline	ND	2.0	ug/L	0.67
Acenaphthene	ND	0.20	ug/L	0.054
2,4-Dinitrophenol	ND	5.0	ug/L	3.5
4-Nitrophenol	ND	5.0	ug/L	0.63
Dibenzofuran	ND	1.0	ug/L	0.54
2,4-Dinitrotoluene	ND	5.0	ug/L	0.40
Diethyl phthalate	**4.2**	**1.0**	**ug/L**	**0.63**
4-Chlorophenyl phenyl ether	ND	2.0	ug/L	0.55
Fluorene	ND	0.20	ug/L	0.043
4-Nitroaniline	ND	2.0	ug/L	0.47
4,6-Dinitro-2-methylphenol	ND	5.0	ug/L	0.27
N-Nitrosodiphenylamine	ND	1.0	ug/L	0.46
4-Bromophenyl phenyl ether	ND	2.0	ug/L	0.52
Hexachlorobenzene	ND	0.20	ug/L	0.065
Pentachlorophenol	ND	5.0	ug/L	0.48
Phenanthrene	ND	0.20	ug/L	0.087
Anthracene	ND	0.20	ug/L	0.054
Carbazole	ND	1.0	ug/L	0.54
Di-n-butyl phthalate	ND	1.0	ug/L	0.61
Fluoranthene	ND	0.20	ug/L	0.036
Pyrene	ND	0.20	ug/L	0.048
Butyl benzyl phthalate	ND	1.0	ug/L	0.51
3,3'-Dichlorobenzidine	ND	5.0	ug/L	0.48
Benzo(a)anthracene	ND	0.20	ug/L	0.052
Chrysene	ND	0.20	ug/L	0.048
bis(2-Ethylhexyl) phthalate	**2.3 J,B**	**10**	**ug/L**	**0.88**
Di-n-octyl phthalate	ND	1.0	ug/L	0.39
Benzo(b)fluoranthene	ND	0.20	ug/L	0.049
Benzo(k)fluoranthene	ND	0.20	ug/L	0.049
Benzo(a)pyrene	ND	0.20	ug/L	0.048
Indeno(1,2,3-cd)pyrene	ND	0.20	ug/L	0.065
Dibenz(a,h)anthracene	ND	0.20	ug/L	0.039
Benzo(ghi)perylene	ND	0.20	ug/L	0.053

(Continued on next page)

Environmental Quality Mgt., Inc.

Client Sample ID: FWGEQUIPRINSE4-0559-GW

GC/MS Semivolatiles

Lot-Sample #...: A7J110400-020 Work Order #...: J8RJE1AC Matrix.....: WQ

SURROGATE	PERCENT RECOVERY	RECOVERY LIMITS
Nitrobenzene-d5	72	(32 - 112)
2-Fluorobiphenyl	68	(30 - 110)
Terphenyl-d14	103	(51 - 135)
Phenol-d5	56	(10 - 117)
2-Fluorophenol	22	(19 - 108)
2,4,6-Tribromophenol	66	(42 - 124)

NOTE(S):

J Estimated result. Result is less than RL.

B Method blank contamination. The associated method blank contains the target analyte at a reportable level.

Environmental Quality Mgt., Inc.

Client Sample ID: FWGBKGmw-019C-0520-GW

GC/MS Semivolatiles

Lot-Sample #...: A7J110400-021 Work Order #...: J8RJF1AD Matrix.....: WG
Date Sampled...: 10/11/07 11:55 Date Received..: 10/11/07
Prep Date.....: 10/14/07 Analysis Date..: 10/17/07
Prep Batch #...: 7286129
Dilution Factor: 1 Initial Wgt/Vol: 1000 mL Final Wgt/Vol..: 2 mL
Method.....: SW846 8270C

PARAMETER	RESULT	REPORTING LIMIT	UNITS	MDL
Benzoic acid	ND	10	ug/L	4.4
Benzyl alcohol	ND	5.0	ug/L	0.49
Phenol	ND	1.0	ug/L	0.96
bis(2-Chloroethyl)-ether	ND	1.0	ug/L	0.088
2-Chlorophenol	ND	1.0	ug/L	0.039
1,3-Dichlorobenzene	ND	1.0	ug/L	0.53
1,4-Dichlorobenzene	ND	1.0	ug/L	0.52
1,2-Dichlorobenzene	ND	1.0	ug/L	0.59
2-Methylphenol	ND	1.0	ug/L	0.56
2,2'-oxybis(1-Chloro-propane)	ND	1.0	ug/L	0.52
4-Methylphenol	ND	1.0	ug/L	0.64
N-Nitrosodi-n-propyl-amine	ND	1.0	ug/L	0.53
Hexachloroethane	ND	1.0	ug/L	0.58
Nitrobenzene	ND	1.0	ug/L	0.053
Isophorone	ND	1.0	ug/L	0.50
2-Nitrophenol	ND	2.0	ug/L	1.3
2,4-Dimethylphenol	ND	2.0	ug/L	0.56
bis(2-Chloroethoxy) methane	ND	1.0	ug/L	0.49
2,4-Dichlorophenol	ND	2.0	ug/L	1.1
1,2,4-Trichloro-benzene	ND	1.0	ug/L	0.59
Naphthalene	ND	0.20	ug/L	0.069
4-Chloroaniline	ND	2.0	ug/L	0.56
Hexachlorobutadiene	ND	1.0	ug/L	0.51
4-Chloro-3-methylphenol	ND	2.0	ug/L	0.41
2-Methylnaphthalene	ND	0.20	ug/L	0.061
Hexachlorocyclopenta-diene	ND	10	ug/L	0.74
2,4,6-Trichloro-phenol	ND	5.0	ug/L	1.4
2,4,5-Trichloro-phenol	ND	5.0	ug/L	0.96
2-Chloronaphthalene	ND	1.0	ug/L	0.62
2-Nitroaniline	ND	2.0	ug/L	0.43

(Continued on next page)

Environmental Quality Mgt., Inc.

Client Sample ID: FWGBKGmw-019C-0520-GW

GC/MS Semivolatiles

Lot-Sample #...: A7J110400-021 **Work Order #...:** J8RJF1AD **Matrix.....:** WG

PARAMETER	RESULT	REPORTING LIMIT	UNITS	MDL
Dimethyl phthalate	ND	1.0	ug/L	0.44
Acenaphthylene	ND	0.20	ug/L	0.054
2,6-Dinitrotoluene	ND	5.0	ug/L	0.47
3-Nitroaniline	ND	2.0	ug/L	0.67
Acenaphthene	ND	0.20	ug/L	0.054
2,4-Dinitrophenol	ND	5.0	ug/L	3.5
4-Nitrophenol	ND	5.0	ug/L	0.63
Dibenzofuran	ND	1.0	ug/L	0.54
2,4-Dinitrotoluene	ND	5.0	ug/L	0.40
Diethyl phthalate	ND	1.0	ug/L	0.63
4-Chlorophenyl phenyl ether	ND	2.0	ug/L	0.55
Fluorene	ND	0.20	ug/L	0.043
4-Nitroaniline	ND	2.0	ug/L	0.47
4,6-Dinitro-2-methylphenol	ND	5.0	ug/L	0.27
N-Nitrosodiphenylamine	ND	1.0	ug/L	0.46
4-Bromophenyl phenyl ether	ND	2.0	ug/L	0.52
Hexachlorobenzene	ND	0.20	ug/L	0.065
Pentachlorophenol	ND	5.0	ug/L	0.48
Phenanthrene	ND	0.20	ug/L	0.087
Anthracene	ND	0.20	ug/L	0.054
Carbazole	ND	1.0	ug/L	0.54
Di-n-butyl phthalate	ND	1.0	ug/L	0.61
Fluoranthene	ND	0.20	ug/L	0.036
Pyrene	ND	0.20	ug/L	0.048
Butyl benzyl phthalate	ND	1.0	ug/L	0.51
3,3'-Dichlorobenzidine	ND	5.0	ug/L	0.48
Benzo(a)anthracene	ND	0.20	ug/L	0.052
Chrysene	ND	0.20	ug/L	0.048
bis(2-Ethylhexyl) phthalate	ND	10	ug/L	0.88
Di-n-octyl phthalate	ND	1.0	ug/L	0.39
Benzo(b)fluoranthene	ND	0.20	ug/L	0.049
Benzo(k)fluoranthene	ND	0.20	ug/L	0.049
Benzo(a)pyrene	ND	0.20	ug/L	0.048
Indeno(1,2,3-cd)pyrene	ND	0.20	ug/L	0.065
Dibenz(a,h)anthracene	ND	0.20	ug/L	0.039
Benzo(ghi)perylene	ND	0.20	ug/L	0.053

(Continued on next page)

Environmental Quality Mgt., Inc.

Client Sample ID: FWGBKGmw-019C-0520-GW

GC/MS Semivolatiles

Lot-Sample #...: A7J110400-021 Work Order #...: J8RJF1AD Matrix.....: WG

SURROGATE	PERCENT RECOVERY	RECOVERY LIMITS
Nitrobenzene-d5	81	(32 - 112)
2-Fluorobiphenyl	76	(30 - 110)
Terphenyl-d14	90	(51 - 135)
Phenol-d5	67	(10 - 117)
2-Fluorophenol	43	(19 - 108)
2,4,6-Tribromophenol	64	(42 - 124)

Environmental Quality Mgt., Inc.

Client Sample ID: FWGBKGmw-020C-0521-GW

GC/MS Semivolatiles

Lot-Sample #...:	A7J110400-023	**Work Order #...:**	J8RJH1AD	**Matrix.....:**	WG
Date Sampled...:	10/11/07 13:15	**Date Received..:**	10/11/07		
Prep Date.....:	10/14/07	**Analysis Date..:**	10/17/07		
Prep Batch #...:	7286129				
Dilution Factor:	1	**Initial Wgt/Vol:**	1010 mL	**Final Wgt/Vol..:**	2 mL
		Method.....:	SW846 8270C		

PARAMETER	RESULT	REPORTING LIMIT	UNITS	MDL
Benzoic acid	ND	10	ug/L	4.4
Benzyl alcohol	ND	5.0	ug/L	0.49
Phenol	ND	1.0	ug/L	0.96
bis(2-Chloroethyl)-ether	ND	1.0	ug/L	0.088
2-Chlorophenol	ND	1.0	ug/L	0.039
1,3-Dichlorobenzene	ND	1.0	ug/L	0.53
1,4-Dichlorobenzene	ND	1.0	ug/L	0.52
1,2-Dichlorobenzene	ND	1.0	ug/L	0.59
2-Methylphenol	ND	1.0	ug/L	0.56
2,2'-oxybis(1-Chloro-propane)	ND	1.0	ug/L	0.52
4-Methylphenol	ND	1.0	ug/L	0.64
N-Nitrosodi-n-propyl-amine	ND	1.0	ug/L	0.53
Hexachloroethane	ND	1.0	ug/L	0.58
Nitrobenzene	ND	1.0	ug/L	0.053
Isophorone	ND	1.0	ug/L	0.50
2-Nitrophenol	ND	2.0	ug/L	1.3
2,4-Dimethylphenol	ND	2.0	ug/L	0.56
bis(2-Chloroethoxy) methane	ND	1.0	ug/L	0.49
2,4-Dichlorophenol	ND	2.0	ug/L	1.1
1,2,4-Trichloro-benzene	ND	1.0	ug/L	0.59
Naphthalene	ND	0.20	ug/L	0.069
4-Chloroaniline	ND	2.0	ug/L	0.56
Hexachlorobutadiene	ND	1.0	ug/L	0.51
4-Chloro-3-methylphenol	ND	2.0	ug/L	0.41
2-Methylnaphthalene	ND	0.20	ug/L	0.061
Hexachlorocyclopenta-diene	ND	10	ug/L	0.74
2,4,6-Trichloro-phenol	ND	5.0	ug/L	1.4
2,4,5-Trichloro-phenol	ND	5.0	ug/L	0.96
2-Chloronaphthalene	ND	1.0	ug/L	0.62
2-Nitroaniline	ND	2.0	ug/L	0.43

(Continued on next page)

Environmental Quality Mgt., Inc.

Client Sample ID: FWGBKGmw-020C-0521-GW

GC/MS Semivolatiles

Lot-Sample #...: A7J110400-023 **Work Order #...:** J8RJH1AD **Matrix.....:** WG

PARAMETER	RESULT	REPORTING LIMIT	UNITS	MDL
Dimethyl phthalate	ND	1.0	ug/L	0.44
Acenaphthylene	ND	0.20	ug/L	0.054
2,6-Dinitrotoluene	ND	5.0	ug/L	0.47
3-Nitroaniline	ND	2.0	ug/L	0.67
Acenaphthene	ND	0.20	ug/L	0.054
2,4-Dinitrophenol	ND	5.0	ug/L	3.5
4-Nitrophenol	ND	5.0	ug/L	0.63
Dibenzofuran	ND	1.0	ug/L	0.54
2,4-Dinitrotoluene	ND	5.0	ug/L	0.40
Diethyl phthalate	ND	1.0	ug/L	0.63
4-Chlorophenyl phenyl ether	ND	2.0	ug/L	0.55
Fluorene	ND	0.20	ug/L	0.043
4-Nitroaniline	ND	2.0	ug/L	0.47
4,6-Dinitro-2-methylphenol	ND	5.0	ug/L	0.27
N-Nitrosodiphenylamine	ND	1.0	ug/L	0.46
4-Bromophenyl phenyl ether	ND	2.0	ug/L	0.52
Hexachlorobenzene	ND	0.20	ug/L	0.065
Pentachlorophenol	ND	5.0	ug/L	0.48
Phenanthrene	ND	0.20	ug/L	0.087
Anthracene	ND	0.20	ug/L	0.054
Carbazole	ND	1.0	ug/L	0.54
Di-n-butyl phthalate	ND	1.0	ug/L	0.61
Fluoranthene	ND	0.20	ug/L	0.036
Pyrene	ND	0.20	ug/L	0.048
Butyl benzyl phthalate	ND	1.0	ug/L	0.51
3,3'-Dichlorobenzidine	ND	5.0	ug/L	0.48
Benzo(a)anthracene	ND	0.20	ug/L	0.052
Chrysene	ND	0.20	ug/L	0.048
bis(2-Ethylhexyl) phthalate	ND	10	ug/L	0.88
Di-n-octyl phthalate	ND	1.0	ug/L	0.39
Benzo(b)fluoranthene	ND	0.20	ug/L	0.049
Benzo(k)fluoranthene	ND	0.20	ug/L	0.049
Benzo(a)pyrene	ND	0.20	ug/L	0.048
Indeno(1,2,3-cd)pyrene	ND	0.20	ug/L	0.065
Dibenz(a,h)anthracene	ND	0.20	ug/L	0.039
Benzo(ghi)perylene	ND	0.20	ug/L	0.053

(Continued on next page)

Environmental Quality Mgt., Inc.

Client Sample ID: FWGBKGmw-020C-0521-GW

GC/MS Semivolatiles

Lot-Sample #...: A7J110400-023 Work Order #...: J8RJH1AD Matrix.....: WG

SURROGATE	PERCENT RECOVERY	RECOVERY LIMITS
Nitrobenzene-d5	77	(32 - 112)
2-Fluorobiphenyl	73	(30 - 110)
Terphenyl-d14	94	(51 - 135)
Phenol-d5	70	(10 - 117)
2-Fluorophenol	49	(19 - 108)
2,4,6-Tribromophenol	63	(42 - 124)

Environmental Quality Mgt., Inc.

Client Sample ID: FWGBKGmw-015C-0516-GW

GC/MS Semivolatiles

Lot-Sample #...: A7J110400-025 **Work Order #...:** J8RJK1AD **Matrix.....:** WG
Date Sampled...: 10/10/07 16:30 **Date Received..:** 10/11/07
Prep Date.....: 10/14/07 **Analysis Date..:** 10/17/07
Prep Batch #...: 7286129
Dilution Factor: 1 **Initial Wgt/Vol:** 900 mL **Final Wgt/Vol..:** 2 mL
Method.....: SW846 8270C

PARAMETER	RESULT	REPORTING LIMIT	UNITS	MDL
Benzoic acid	ND	10	ug/L	4.4
Benzyl alcohol	ND	5.0	ug/L	0.49
Phenol	ND	1.0	ug/L	0.96
bis(2-Chloroethyl)-ether	ND	1.0	ug/L	0.088
2-Chlorophenol	ND	1.0	ug/L	0.039
1,3-Dichlorobenzene	ND	1.0	ug/L	0.53
1,4-Dichlorobenzene	ND	1.0	ug/L	0.52
1,2-Dichlorobenzene	ND	1.0	ug/L	0.59
2-Methylphenol	ND	1.0	ug/L	0.56
2,2'-oxybis(1-Chloro-propane)	ND	1.0	ug/L	0.52
4-Methylphenol	ND	1.0	ug/L	0.64
N-Nitrosodi-n-propyl-amine	ND	1.0	ug/L	0.53
Hexachloroethane	ND	1.0	ug/L	0.58
Nitrobenzene	ND	1.0	ug/L	0.053
Isophorone	ND	1.0	ug/L	0.50
2-Nitrophenol	ND	2.0	ug/L	1.3
2,4-Dimethylphenol	ND	2.0	ug/L	0.56
bis(2-Chloroethoxy) methane	ND	1.0	ug/L	0.49
2,4-Dichlorophenol	ND	2.0	ug/L	1.1
1,2,4-Trichloro-benzene	ND	1.0	ug/L	0.59
Naphthalene	ND	0.20	ug/L	0.069
4-Chloroaniline	ND	2.0	ug/L	0.56
Hexachlorobutadiene	ND	1.0	ug/L	0.51
4-Chloro-3-methylphenol	ND	2.0	ug/L	0.41
2-Methylnaphthalene	ND	0.20	ug/L	0.061
Hexachlorocyclopenta-diene	ND	10	ug/L	0.74
2,4,6-Trichloro-phenol	ND	5.0	ug/L	1.4
2,4,5-Trichloro-phenol	ND	5.0	ug/L	0.96
2-Chloronaphthalene	ND	1.0	ug/L	0.62
2-Nitroaniline	ND	2.0	ug/L	0.43

(Continued on next page)

Environmental Quality Mgt., Inc.

Client Sample ID: FWGBKGmw-015C-0516-GW

GC/MS Semivolatiles

Lot-Sample #...: A7J110400-025 **Work Order #...:** J8RJK1AD **Matrix.....:** WG

PARAMETER	RESULT	REPORTING LIMIT	UNITS	MDL
Dimethyl phthalate	ND	1.0	ug/L	0.44
Acenaphthylene	ND	0.20	ug/L	0.054
2,6-Dinitrotoluene	ND	5.0	ug/L	0.47
3-Nitroaniline	ND	2.0	ug/L	0.67
Acenaphthene	ND	0.20	ug/L	0.054
2,4-Dinitrophenol	ND	5.0	ug/L	3.5
4-Nitrophenol	ND	5.0	ug/L	0.63
Dibenzofuran	ND	1.0	ug/L	0.54
2,4-Dinitrotoluene	ND	5.0	ug/L	0.40
Diethyl phthalate	ND	1.0	ug/L	0.63
4-Chlorophenyl phenyl ether	ND	2.0	ug/L	0.55
Fluorene	ND	0.20	ug/L	0.043
4-Nitroaniline	ND	2.0	ug/L	0.47
4,6-Dinitro-2-methylphenol	ND	5.0	ug/L	0.27
N-Nitrosodiphenylamine	ND	1.0	ug/L	0.46
4-Bromophenyl phenyl ether	ND	2.0	ug/L	0.52
Hexachlorobenzene	ND	0.20	ug/L	0.065
Pentachlorophenol	ND	5.0	ug/L	0.48
Phenanthrene	ND	0.20	ug/L	0.087
Anthracene	ND	0.20	ug/L	0.054
Carbazole	ND	1.0	ug/L	0.54
Di-n-butyl phthalate	ND	1.0	ug/L	0.61
Fluoranthene	ND	0.20	ug/L	0.036
Pyrene	ND	0.20	ug/L	0.048
Butyl benzyl phthalate	ND	1.0	ug/L	0.51
3,3'-Dichlorobenzidine	ND	5.0	ug/L	0.48
Benzo(a)anthracene	ND	0.20	ug/L	0.052
Chrysene	ND	0.20	ug/L	0.048
bis(2-Ethylhexyl) phthalate	ND	10	ug/L	0.88
Di-n-octyl phthalate	ND	1.0	ug/L	0.39
Benzo(b)fluoranthene	ND	0.20	ug/L	0.049
Benzo(k)fluoranthene	ND	0.20	ug/L	0.049
Benzo(a)pyrene	ND	0.20	ug/L	0.048
Indeno(1,2,3-cd)pyrene	ND	0.20	ug/L	0.065
Dibenz(a,h)anthracene	ND	0.20	ug/L	0.039
Benzo(ghi)perylene	ND	0.20	ug/L	0.053

(Continued on next page)

Environmental Quality Mgt., Inc.

Client Sample ID: FWGBKGmw-015C-0516-GW

GC/MS Semivolatiles

Lot-Sample #...: A7J110400-025 Work Order #...: J8RJK1AD Matrix.....: WG

SURROGATE	PERCENT RECOVERY	RECOVERY LIMITS
Nitrobenzene-d5	76	(32 - 112)
2-Fluorobiphenyl	69	(30 - 110)
Terphenyl-d14	94	(51 - 135)
Phenol-d5	62	(10 - 117)
2-Fluorophenol	27	(19 - 108)
2,4,6-Tribromophenol	54	(42 - 124)

STL North Canton

CONTINUING CALIBRATION COMPOUNDS

Instrument ID: a4hp8.i
Lab File ID: QCMRLCL.D
Analysis Type:
Lab Sample ID: qcmrlcl
Method: \\cansvr11\dd\chem\MSS\a4hp8.i\71017a.b\8270P.m

Injection Date: 17-OCT-2007 20:32
Init. Cal. Date(s): 16-OCT-2007 16-OCT-2007
Init. Cal. Times: 17:10 22:38
Quant Type: ISTD

COMPOUND	RRF / AMOUNT	RF3	CCAL RRF3	MIN RRF	%D / %DRIFT	MAX %D / %DRIFT	CURVE TYPE
9 Pyridine	1.73731	1.46136	1.46136	0.010	15.88371	50.00000	Averaged
10 N-Nitrosodimethylamine	1.10377	1.01404	1.01404	0.010	8.12987	50.00000	Averaged
11 Ethyl methacrylate	1.52345	1.40944	1.40944	0.010	7.48350	50.00000	Averaged
12 3-Chloropropionitrile	0.82919	0.81702	0.81702	0.010	1.46768	50.00000	Averaged
13 Malononitrile	2.01347	1.93782	1.93782	0.010	3.75710	50.00000	Averaged
209 Benzaldehyde	1.31800	1.48233	1.48233	0.010	-12.46841	50.00000	Averaged
21 Aniline	2.60890	2.50026	2.50026	0.010	4.16411	50.00000	Averaged
22 Phenol	2.13458	2.07656	2.07656	0.010	2.71795	20.00000	Averaged
23 bis(2-Chloroethyl)ether	1.58044	1.68198	1.68198	0.010	-6.42476	50.00000	Averaged
24 2-Chlorophenol	1.29852	1.28557	1.28557	0.010	0.99728	50.00000	Averaged
26 1,3-Dichlorobenzene	1.27169	1.29265	1.29265	0.010	-1.64850	50.00000	Averaged
27 1,4-Dichlorobenzene	1.33326	1.33055	1.33055	0.010	0.20366	20.00000	Averaged
28 1,2-Dichlorobenzene	1.23818	1.22705	1.22705	0.010	0.89867	50.00000	Averaged
29 Benzyl Alcohol	1.01915	1.01233	1.01233	0.010	0.66872	50.00000	Averaged
30 2-Methylphenol	1.44264	1.42881	1.42881	0.010	0.95904	50.00000	Averaged
31 bis(2-Chloroisopropyl)ether	1.81898	1.90623	1.90623	0.010	-4.79673	50.00000	Averaged
37 Acetophenone	2.12352	2.12970	2.12970	0.010	-0.29099	50.00000	Averaged
32 N-Nitroso-di-n-propylamine	1.45528	1.49164	1.49164	0.050	-2.49867	50.00000	Averaged
192 4-Methylphenol	1.49319	1.46456	1.46456	0.010	1.91745	50.00000	Averaged
34 Hexachloroethane	0.58668	0.58227	0.58227	0.010	0.75159	50.00000	Averaged
35 Nitrobenzene	0.51751	0.51161	0.51161	0.010	1.14009	50.00000	Averaged
41 Isophorone	0.81723	0.82713	0.82713	0.010	-1.21019	50.00000	Averaged
42 2-Nitrophenol	0.16993	0.15118	0.15118	0.010	11.03208	20.00000	Averaged
43 2,4-Dimethylphenol	0.42650	0.41013	0.41013	0.010	3.83907	50.00000	Averaged
44 bis(2-Chloroethoxy)methane	0.46118	0.45386	0.45386	0.010	1.58635	50.00000	Averaged
46 2,4-Toluenediamene	0.25474	0.20909	0.20909	0.010	17.91826	50.00000	Averaged
47 1,3,5-Trichlorobenzene	0.27314	0.26642	0.26642	0.010	2.45908	50.00000	Averaged
48 2,4-Dichlorophenol	0.25022	0.23525	0.23525	0.010	5.98330	20.00000	Averaged
49 Benzoic Acid	5.00000	2.99573	0.10360	0.010	-40.08535	0.000e+000	Quadratic
50 1,2,4-Trichlorobenzene	0.25497	0.24828	0.24828	0.010	2.62296	50.00000	Averaged
51 Naphthalene	0.97227	0.93265	0.93265	0.010	4.07466	50.00000	Averaged
52 4-Chloroaniline	0.39094	0.35824	0.35824	0.010	8.36545	50.00000	Averaged
56 Hexachlorobutadiene	0.16068	0.15602	0.15602	0.010	2.89915	20.00000	Averaged
210 Caprolactam	2.50000	2.21177	0.10338	0.010	11.52921	0.000e+000	Quadratic
57 1,2,3-Trichlorobenzene	0.24767	0.24556	0.24556	0.010	0.84911	50.00000	Averaged
59 4-Chloro-3-Methylphenol	0.36523	0.35776	0.35776	0.010	2.04526	20.00000	Averaged
62 2-Methylnaphthalene	0.57310	0.54913	0.54913	0.010	4.18226	50.00000	Averaged
63 1-Methylnaphthalene	0.61043	0.59285	0.59285	0.010	2.88059	50.00000	Averaged
64 Hexachlorocyclopentadiene	2.50000	1.82464	0.23471	0.050	27.01428	0.000e+000	Quadratic
66 2,4,6-Trichlorophenol	0.33901	0.31293	0.31293	0.010	7.69343	20.00000	Averaged
67 2,4,5-Trichlorophenol	0.36766	0.35054	0.35054	0.010	4.65630	50.00000	Averaged
211 1,1'-Biphenyl	1.49792	1.37088	1.37088	0.010	8.48097	50.00000	Averaged

STL North Canton

CONTINUING CALIBRATION COMPOUNDS

Instrument ID: a4hp8.i
Lab File ID: QCMRLCL.D
Analysis Type:
Lab Sample ID: qcmrlcl
Method: \\cansvr11\dd\chem\MSS\a4hp8.i\71017a.b\8270P.m

Injection Date: 17-OCT-2007 20:32
Init. Cal. Date(s): 16-OCT-2007 16-OCT-2007
Init. Cal. Times: 17:10 22:38
Quant Type: ISTD

COMPOUND	RRF / AMOUNT	RF3	CCAL RRF3	MIN RRF	%D / %DRIFT	MAX %D / %DRIFT	CURVE TYPE
68 1,2,3,5-Tetrachlorobenzene	0.53087	0.49485	0.49485	0.010	6.78532	50.00000	Averaged
70 2-Chloronaphthalene	1.03950	0.97948	0.97948	0.010	5.77391	50.00000	Averaged
73 2-Nitroaniline	0.51197	0.52795	0.52795	0.010	-3.12073	50.00000	Averaged
74 1,2,3,4-Tetrachlorobenzene	0.49043	0.46052	0.46052	0.010	6.09997	50.00000	Averaged
76 Dimethylphthalate	1.23386	1.20476	1.20476	0.010	2.35859	50.00000	Averaged
78 2,6-Dinitrotoluene	0.25639	0.26181	0.26181	0.010	-2.11396	50.00000	Averaged
79 Acenaphthylene	1.80959	1.76965	1.76965	0.010	2.20686	50.00000	Averaged
80 1,2-Dinitrobenzene	0.13827	0.13875	0.13875	0.010	-0.34270	50.00000	Averaged
81 3-Nitroaniline	0.29929	0.28878	0.28878	0.010	3.51300	50.00000	Averaged
82 Acenaphthene	1.18155	1.11121	1.11121	0.010	5.95378	20.00000	Averaged
83 2,4-Dinitrophenol	5.00000	2.89277	0.10929	0.050	42.14459	0.000e+000	Quadratic
85 4-Nitrophenol	0.30403	0.21848	0.21848	0.050	28.14091	50.00000	Averaged
86 Dibenzofuran	1.64078	1.53617	1.53617	0.010	6.37592	50.00000	Averaged
87 2,4-Dinitrotoluene	0.35379	0.36416	0.36416	0.010	-2.93048	50.00000	Averaged
91 2,3,5,6-Tetrachlorophenol	2.50000	2.27776	0.27551	0.010	8.88953	0.000e+000	Quadratic
93 Diethylphthalate	1.33422	1.34969	1.34969	0.010	-1.15985	50.00000	Averaged
94 Fluorene	1.36153	1.29278	1.29278	0.010	5.04904	50.00000	Averaged
95 4-Chlorophenyl-phenylether	0.60782	0.61044	0.61044	0.010	-0.43120	50.00000	Averaged
96 4-Nitroaniline	2.50000	2.33726	0.30850	0.010	6.50956	0.000e+000	Quadratic
98 4,6-Dinitro-2-methylphenol	2.50000	1.81267	0.08224	0.010	27.49333	0.000e+000	Quadratic
99 N-Nitrosodiphenylamine	0.50562	0.49548	0.49548	0.010	2.00571	20.00000	Averaged
100 1,2-Diphenylhydrazine	1.10692	1.10989	1.10989	0.010	-0.26870	50.00000	Averaged
106 4-Bromophenyl-phenylether	0.17493	0.16780	0.16780	0.010	4.07174	50.00000	Averaged
107 Hexachlorobenzene	0.17277	0.16536	0.16536	0.010	4.29139	50.00000	Averaged
212 Atrazine	0.17621	0.18309	0.18309	0.010	-3.90069	50.00000	Averaged
111 Pentachlorophenol	5.00000	3.78752	0.09244	0.010	24.24966	0.000e+000	Quadratic
115 Phenanthrene	1.06248	1.00417	1.00417	0.010	5.48857	50.00000	Averaged
116 Anthracene	1.04051	1.00233	1.00233	0.010	3.66902	50.00000	Averaged
119 Carbazole	0.98926	0.96070	0.96070	0.010	2.88702	50.00000	Averaged
120 Di-n-Butylphthalate	1.21816	1.20461	1.20461	0.010	1.11259	50.00000	Averaged
123 Fluoranthene	1.13750	1.06685	1.06685	0.010	6.21142	20.00000	Averaged
124 Benzidine	0.60188	0.47831	0.47831	0.010	20.52977	50.00000	Averaged
125 Pyrene	1.21073	1.18761	1.18761	0.010	1.90984	50.00000	Averaged
131 Butylbenzylphthalate	0.53836	0.55213	0.55213	0.010	-2.55798	50.00000	Averaged
133 3,3'-Dimethoxybenzidine	2.50000	2.05562	0.18951	0.010	17.77524	0.000e+000	Quadratic
135 3,3'-Dichlorobenzidine	2.50000	2.45776	0.37537	0.010	1.68941	0.000e+000	Quadratic
136 Benzo(a)Anthracene	1.14911	1.08405	1.08405	0.010	5.66132	50.00000	Averaged
137 Chrysene	1.07329	1.01970	1.01970	0.010	4.99249	50.00000	Averaged
138 4,4'-Methylene bis(o-chloro	2.50000	2.40089	0.20592	0.010	3.96458	0.000e+000	Quadratic
139 bis(2-ethylhexyl)Phthalate	0.79821	0.79918	0.79918	0.010	-0.12220	50.00000	Averaged
140 Di-n-octylphthalate	2.50000	2.52414	1.50079	0.010	-0.96550	0.000e+000	Quadratic
141 Benzo(b)fluoranthene	1.24578	1.17049	1.17049	0.010	6.04320	50.00000	Averaged

STL North Canton

CONTINUING CALIBRATION COMPOUNDS

Instrument ID: a4hp8.i Injection Date: 17-OCT-2007 20:32
Lab File ID: QCMRLCL.D Init. Cal. Date(s): 16-OCT-2007 16-OCT-2007
Analysis Type: Init. Cal. Times: 17:10 22:38
Lab Sample ID: qcmrlcl Quant Type: ISTD
Method: \\cansvr11\dd\chem\MSS\a4hp8.i\71017a.b\8270P.m

COMPOUND	RRF / AMOUNT	RF3	CCAL RRF3	MIN RRF	%D / %DRIFT	MAX %D / %DRIFT	CURVE TYPE
142 Benzo(k)fluoranthene	1.23616	1.23458	1.23458	0.010	0.12723	50.00000	Averaged
146 Benzo(a)pyrene	1.10339	1.09293	1.09293	0.010	0.94809	20.00000	Averaged
149 Indeno(1,2,3-cd)pyrene	1.19175	1.14331	1.14331	0.010	4.06419	50.00000	Averaged
150 Dibenz(a,h)anthracene	1.02163	0.98055	0.98055	0.010	4.02123	50.00000	Averaged
151 Benzo(g,h,i)perylene	0.98675	0.97024	0.97024	0.010	1.67218	50.00000	Averaged
198 1,4-Dioxane	0.63519	0.54784	0.54784	0.010	13.75110	50.00000	Averaged
$ 154 Nitrobenzene-d5	0.47233	0.48363	0.48363	0.010	-2.39437	50.00000	Averaged
$ 155 2-Fluorobiphenyl	1.26616	1.22056	1.22056	0.010	3.60103	50.00000	Averaged
$ 156 Terphenyl-d14	0.78903	0.75345	0.75345	0.010	4.50940	50.00000	Averaged
$ 157 Phenol-d5	1.90787	1.87725	1.87725	0.010	1.60473	50.00000	Averaged
$ 158 2-Fluorophenol	1.25879	1.15200	1.15200	0.010	8.48372	50.00000	Averaged
$ 159 2,4,6-Tribromophenol	2.50000	2.36005	0.10913	0.010	5.59801	0.000e+000	Quadratic
$ 186 2-Chlorophenol-d4	1.23391	1.22521	1.22521	0.010	0.70485	50.00000	Averaged
$ 187 1,2-Dichlorobenzene-d4	0.80509	0.81812	0.81812	0.010	-1.61916	50.00000	Averaged
M 195 Cresols, total	2.93583	2.89336	2.89336	0.010	1.44649	50.00000	Averaged
101 Diphenylamine	0.50562	0.49548	0.49548	0.010	2.00571	50.00000	Averaged

METHOD BLANK REPORT

GC/MS Semivolatiles

Client Lot #...: A7J110400 **Work Order #...:** J8XVQ1AA **Matrix.....:** WATER
MB Lot-Sample #: A7J130000-129

Prep Date.....: 10/14/07 **Final Wgt/Vol..:** 2 mL
Analysis Date..: 10/17/07 **Prep Batch #...:** 7286129
Dilution Factor: 1 **Initial Wgt/Vol:** 1000 mL

PARAMETER	RESULT	REPORTING LIMIT	UNITS	METHOD
Benzoic acid	ND	10	ug/L	SW846 8270C
Benzyl alcohol	ND	5.0	ug/L	SW846 8270C
Phenol	ND	1.0	ug/L	SW846 8270C
bis(2-Chloroethyl)-ether	ND	1.0	ug/L	SW846 8270C
2-Chlorophenol	ND	1.0	ug/L	SW846 8270C
1,3-Dichlorobenzene	ND	1.0	ug/L	SW846 8270C
1,4-Dichlorobenzene	ND	1.0	ug/L	SW846 8270C
1,2-Dichlorobenzene	ND	1.0	ug/L	SW846 8270C
2-Methylphenol	ND	1.0	ug/L	SW846 8270C
2,2'-oxybis(1-Chloro-propane)	ND	1.0	ug/L	SW846 8270C
4-Methylphenol	ND	1.0	ug/L	SW846 8270C
N-Nitrosodi-n-propyl-amine	ND	1.0	ug/L	SW846 8270C
Hexachloroethane	ND	1.0	ug/L	SW846 8270C
Nitrobenzene	ND	1.0	ug/L	SW846 8270C
Isophorone	ND	1.0	ug/L	SW846 8270C
2-Nitrophenol	ND	2.0	ug/L	SW846 8270C
2,4-Dimethylphenol	ND	2.0	ug/L	SW846 8270C
bis(2-Chloroethoxy) methane	ND	1.0	ug/L	SW846 8270C
2,4-Dichlorophenol	ND	2.0	ug/L	SW846 8270C
1,2,4-Trichloro-benzene	ND	1.0	ug/L	SW846 8270C
Naphthalene	ND	0.20	ug/L	SW846 8270C
4-Chloroaniline	ND	2.0	ug/L	SW846 8270C
Hexachlorobutadiene	ND	1.0	ug/L	SW846 8270C
4-Chloro-3-methylphenol	ND	2.0	ug/L	SW846 8270C
2-Methylnaphthalene	ND	0.20	ug/L	SW846 8270C
Hexachlorocyclopenta-diene	ND	10	ug/L	SW846 8270C
2,4,6-Trichloro-phenol	ND	5.0	ug/L	SW846 8270C
2,4,5-Trichloro-phenol	ND	5.0	ug/L	SW846 8270C
2-Chloronaphthalene	ND	1.0	ug/L	SW846 8270C
2-Nitroaniline	ND	2.0	ug/L	SW846 8270C
Dimethyl phthalate	ND	1.0	ug/L	SW846 8270C
Acenaphthylene	ND	0.20	ug/L	SW846 8270C
2,6-Dinitrotoluene	ND	5.0	ug/L	SW846 8270C

(Continued on next page)

METHOD BLANK REPORT

GC/MS Semivolatiles

Client Lot #...: A7J110400 **Work Order #...:** J8XVQ1AA **Matrix.....:** WATER

PARAMETER	RESULT	REPORTING LIMIT	UNITS	METHOD
3-Nitroaniline	ND	2.0	ug/L	SW846 8270C
Acenaphthene	ND	0.20	ug/L	SW846 8270C
2,4-Dinitrophenol	ND	5.0	ug/L	SW846 8270C
4-Nitrophenol	ND	5.0	ug/L	SW846 8270C
Dibenzofuran	ND	1.0	ug/L	SW846 8270C
2,4-Dinitrotoluene	ND	5.0	ug/L	SW846 8270C
Diethyl phthalate	ND	1.0	ug/L	SW846 8270C
4-Chlorophenyl phenyl ether	ND	2.0	ug/L	SW846 8270C
Fluorene	ND	0.20	ug/L	SW846 8270C
4-Nitroaniline	ND	2.0	ug/L	SW846 8270C
4,6-Dinitro-2-methylphenol	ND	5.0	ug/L	SW846 8270C
N-Nitrosodiphenylamine	ND	1.0	ug/L	SW846 8270C
4-Bromophenyl phenyl ether	ND	2.0	ug/L	SW846 8270C
Hexachlorobenzene	ND	0.20	ug/L	SW846 8270C
Pentachlorophenol	ND	5.0	ug/L	SW846 8270C
Phenanthrene	ND	0.20	ug/L	SW846 8270C
Anthracene	ND	0.20	ug/L	SW846 8270C
Carbazole	ND	1.0	ug/L	SW846 8270C
Di-n-butyl phthalate	ND	1.0	ug/L	SW846 8270C
Fluoranthene	ND	0.20	ug/L	SW846 8270C
Pyrene	ND	0.20	ug/L	SW846 8270C
Butyl benzyl phthalate	ND	1.0	ug/L	SW846 8270C
3,3'-Dichlorobenzidine	ND	5.0	ug/L	SW846 8270C
Benzo(a)anthracene	ND	0.20	ug/L	SW846 8270C
Chrysene	ND	0.20	ug/L	SW846 8270C
bis(2-Ethylhexyl) phthalate	**1.3 J**	**10**	**ug/L**	**SW846 8270C**
Di-n-octyl phthalate	ND	1.0	ug/L	SW846 8270C
Benzo(b)fluoranthene	ND	0.20	ug/L	SW846 8270C
Benzo(k)fluoranthene	ND	0.20	ug/L	SW846 8270C
Benzo(a)pyrene	ND	0.20	ug/L	SW846 8270C
Indeno(1,2,3-cd)pyrene	ND	0.20	ug/L	SW846 8270C
Dibenz(a,h)anthracene	ND	0.20	ug/L	SW846 8270C
Benzo(ghi)perylene	ND	0.20	ug/L	SW846 8270C

SURROGATE	PERCENT RECOVERY	RECOVERY LIMITS
Nitrobenzene-d5	83	(32 - 112)
2-Fluorobiphenyl	76	(30 - 110)
Terphenyl-d14	103	(51 - 135)
Phenol-d5	73	(10 - 117)
2-Fluorophenol	50	(19 - 108)

(Continued on next page)

METHOD BLANK REPORT

GC/MS Semivolatiles

Client Lot #...: A7J110400 **Work Order #...:** J8XVQ1AA **Matrix.....:** WATER

PARAMETER	RESULT	REPORTING LIMIT	UNITS	METHOD
2,4,6-Tribromophenol	64	(42 - 124)		

NOTE(S):

Calculations are performed before rounding to avoid round-off errors in calculated results.

J Estimated result. Result is less than RL.

Method Blank Outlier Report

Lab Reporting Batch : A7J110400
Lab ID: STLCAN
Analysis Method : 8270C
Analysis Date : 10/17/2007
Preparation Type : 3520C
Preparation Date : 10/14/2007
Method Blank Lab Sample ID : A7J130000129B
Preparation Batch : 7286129

bis(2-Ethylhexyl) phthalate	Result	Reporting Limit	Units	Lab Qual	Comments
Method Blank Result:	1.3	10	ug/L	J	Common Contaminant

bis(2-Ethylhexyl) phthalate was qualified due to method blank contamination in the following associated samples:

Client Sample ID	Lab Sample ID	Dilution	Result	Lab Qual	Result Units
FWGBKGmw-006C-0511-G	A7J110400014	1	1.8	J B	ug/L
FWGBKGmw-016C-0517-G	A7J110400005	1	4.3	J B	ug/L
FWGBKGmw-018C-0519-G	A7J110400010	1	1.4	J B	ug/L
FWGBKGmw-021C-0522-G	A7J110400008	1	0.89	J B	ug/L
FWGEQUIPRINSE4-0559-G	A7J110400020	1	2.3	J B	ug/L

The MB result was less than ½ MRL.
No qual - dlm 12/16/07

LABORATORY CONTROL SAMPLE EVALUATION REPORT

GC/MS Semivolatiles

Client Lot #...: A7J110400 **Work Order #...:** J8XVQ1AC **Matrix.....:** WATER
LCS Lot-Sample#: A7J130000-129
Prep Date.....: 10/14/07 **Analysis Date..:** 10/17/07
Prep Batch #...: 7286129
Dilution Factor: 1 **Final Wgt/Vol..:** 2 mL
Initial Wgt/Vol: 1000 mL

PARAMETER	PERCENT RECOVERY	RECOVERY LIMITS	METHOD
Benzoic acid	16 a	(30 - 136)	SW846 8270C
Benzyl alcohol	82	(29 - 115)	SW846 8270C
Phenol	**71**	**(30 - 115)**	**SW846 8270C**
bis(2-Chloroethyl)-ether	95	(30 - 115)	SW846 8270C
2-Chlorophenol	**66**	**(30 - 120)**	**SW846 8270C**
1,3-Dichlorobenzene	65	(30 - 120)	SW846 8270C
1,4-Dichlorobenzene	**64**	**(30 - 115)**	**SW846 8270C**
1,2-Dichlorobenzene	70	(30 - 120)	SW846 8270C
2-Methylphenol	77	(30 - 116)	SW846 8270C
bis(2-Chloroisopropyl) ether	90	(50 - 150)	SW846 8270C
4-Methylphenol	78	(31 - 115)	SW846 8270C
N-Nitrosodi-n-propyl-amine	**87**	**(30 - 132)**	**SW846 8270C**
Hexachloroethane	61	(30 - 120)	SW846 8270C
Nitrobenzene	88	(31 - 115)	SW846 8270C
Isophorone	97	(33 - 115)	SW846 8270C
2-Nitrophenol	77	(33 - 115)	SW846 8270C
2,4-Dimethylphenol	50	(31 - 120)	SW846 8270C
bis(2-Chloroethoxy) methane	85	(30 - 115)	SW846 8270C
2,4-Dichlorophenol	77	(34 - 115)	SW846 8270C
1,2,4-Trichloro-benzene	**70**	**(30 - 120)**	**SW846 8270C**
Naphthalene	77	(30 - 119)	SW846 8270C
4-Chloroaniline	77	(30 - 133)	SW846 8270C
Hexachlorobutadiene	64	(30 - 120)	SW846 8270C
4-Chloro-3-methylphenol	**81**	**(31 - 121)**	**SW846 8270C**
2-Methylnaphthalene	84	(32 - 115)	SW846 8270C
Hexachlorocyclopenta-diene	7.6 a	(30 - 115)	SW846 8270C
2,4,6-Trichloro-phenol	84	(39 - 115)	SW846 8270C

(Continued on next page)

LABORATORY CONTROL SAMPLE EVALUATION REPORT

GC/MS Semivolatiles

Client Lot #...: A7J110400 **Work Order #...:** J8XVQ1AC **Matrix.....:** WATER
LCS Lot-Sample#: A7J130000-129

PARAMETER	PERCENT RECOVERY	RECOVERY LIMITS	METHOD
2,4,5-Trichloro-phenol	85	(36 - 135)	SW846 8270C
2-Chloronaphthalene	81	(35 - 115)	SW846 8270C
2-Nitroaniline	94	(36 - 140)	SW846 8270C
Dimethyl phthalate	91	(42 - 116)	SW846 8270C
Acenaphthylene	84	(37 - 115)	SW846 8270C
2,6-Dinitrotoluene	97	(43 - 122)	SW846 8270C
3-Nitroaniline	90	(30 - 138)	SW846 8270C
Acenaphthene	**81**	**(31 - 120)**	**SW846 8270C**
2,4-Dinitrophenol	44	(29 - 146)	SW846 8270C
4-Nitrophenol	**76**	**(30 - 138)**	**SW846 8270C**
Dibenzofuran	85	(40 - 115)	SW846 8270C
2,4-Dinitrotoluene	**99**	**(34 - 151)**	**SW846 8270C**
Diethyl phthalate	93	(43 - 132)	SW846 8270C
4-Chlorophenyl phenyl ether	92	(40 - 115)	SW846 8270C
Fluorene	84	(41 - 115)	SW846 8270C
4-Nitroaniline	88	(30 - 140)	SW846 8270C
4,6-Dinitro-2-methylphenol	71	(42 - 144)	SW846 8270C
N-Nitrosodiphenylamine	91	(35 - 124)	SW846 8270C
4-Bromophenyl phenyl ether	91	(43 - 118)	SW846 8270C
Hexachlorobenzene	89	(42 - 123)	SW846 8270C
Pentachlorophenol	**69**	**(30 - 150)**	**SW846 8270C**
Phenanthrene	86	(45 - 117)	SW846 8270C
Anthracene	86	(45 - 118)	SW846 8270C
Carbazole	91	(49 - 126)	SW846 8270C
Di-n-butyl phthalate	95	(46 - 123)	SW846 8270C
Fluoranthene	93	(47 - 132)	SW846 8270C
Pyrene	**91**	**(35 - 139)**	**SW846 8270C**
Butyl benzyl phthalate	97	(37 - 136)	SW846 8270C
3,3'-Dichlorobenzidine	54	(30 - 160)	SW846 8270C
Benzo(a)anthracene	84	(43 - 138)	SW846 8270C
Chrysene	89	(42 - 142)	SW846 8270C
bis(2-Ethylhexyl) phthalate	101	(30 - 154)	SW846 8270C

(Continued on next page)

LABORATORY CONTROL SAMPLE EVALUATION REPORT

GC/MS Semivolatiles

Client Lot #...: A7J110400 **Work Order #...:** J8XVQ1AC **Matrix.....:** WATER
LCS Lot-Sample#: A7J130000-129

PARAMETER	PERCENT RECOVERY	RECOVERY LIMITS	METHOD
Di-n-octyl phthalate	88	(36 - 151)	SW846 8270C
Benzo(b)fluoranthene	86	(31 - 146)	SW846 8270C
Benzo(k)fluoranthene	96	(40 - 127)	SW846 8270C
Benzo(a)pyrene	87	(38 - 144)	SW846 8270C
Indeno(1,2,3-cd)pyrene	92	(37 - 130)	SW846 8270C
Dibenz(a,h)anthracene	92	(38 - 130)	SW846 8270C
Benzo(ghi)perylene	93	(35 - 129)	SW846 8270C
Atrazine	129 a	(30 - 120)	SW846 8270C
Acetophenone	94	(30 - 120)	SW846 8270C
1,1'-Biphenyl	92	(30 - 120)	SW846 8270C
Caprolactam	96	(30 - 120)	SW846 8270C
Benzaldehyde	104	(30 - 120)	SW846 8270C
Aniline	62	(30 - 127)	SW846 8270C
N-Nitrosodimethylamine	81	(30 - 115)	SW846 8270C

SURROGATE	PERCENT RECOVERY	RECOVERY LIMITS
Nitrobenzene-d5	100	(32 - 112)
2-Fluorobiphenyl	91	(30 - 110)
Terphenyl-d14	107	(51 - 135)
Phenol-d5	76	(10 - 117)
2-Fluorophenol	37	(19 - 108)
2,4,6-Tribromophenol	92	(42 - 124)

NOTE(S):

Calculations are performed before rounding to avoid round-off errors in calculated results.

Bold print denotes control parameters

a Spiked analyte recovery is outside stated control limits.

Laboratory Control Sample / Laboratory Control Sample Duplicate Outlier Report

Method Batch : 7286129 **Analysis Method :** 8270C **Analysis Date :** 10/17/2007

Preparation Batch : 7286129 **Preparation Type :** 3520C **Preparation Date :** 10/14/2007

Lab Reporting Batch : A7J110400 **Lab ID:** STLCAN

			Reported Values		Project Limits (Percent)			
LCS Lab Sample ID	Matrix	Analyte Name	Percent Recovery	RPD	Rejection Point	Lower Limit	Upper Limit	RPD
A7J130000129C	AQ	Benzoic acid	16		30.00	30.00	136.00	30.00
		Hexachlorocyclopentadiene	7.6		30.00	30.00	115.00	30.00

Associated Samples

Client Sample ID	Lab Sample ID
FWGBKGmw-004C-0509-GW	A7J110400001
FWGBKGmw-005C-0510-GW	A7J110400018
FWGBKGmw-006C-0511-GW	A7J110400014
FWGBKGmw-008C-0512-GW	A7J110400003
FWGBKGmw-015C-0516-GW	A7J110400025
FWGBKGmw-016C-0517-GW	A7J110400005
FWGBKGmw-018C-0519-GW	A7J110400010
FWGBKGmw-019C-0520-GW	A7J110400021
FWGBKGmw-020C-0521-GW	A7J110400023
FWGBKGmw-021C-0522-GW	A7J110400008
FWGBKGmw-DUP5-0555-GW	A7J110400012
FWGEQUIPRINSE4-0559-GW	A7J110400020

Scope of Data Qualification: The outlier in the LCS qualifies that analyte in all samples with the same Preparation Batch ID as the LCS

Project Number and Name: 30240.0006 - RVAAP (OH)

MATRIX SPIKE SAMPLE EVALUATION REPORT

GC/MS Semivolatiles

Client Lot #...: A7J110400 **Work Order #...:** J8RHF1AF-MS **Matrix.....:** WG
MS Lot-Sample #: A7J110400-001 J8RHF1AG-MSD
Date Sampled...: 10/11/07 09:10 **Date Received..:** 10/11/07
Prep Date.....: 10/14/07 **Analysis Date..:** 10/17/07
Prep Batch #...: 7286129
Dilution Factor: 1 **Initial Wgt/Vol:** 450 mL **Final Wgt/Vol..:** 2 mL

PARAMETER	PERCENT RECOVERY	RECOVERY LIMITS	RPD	RPD LIMITS	METHOD
Benzoic acid	20	(10 - 127)			SW846 8270C
	20	(10 - 127)	3.4	(0-99)	SW846 8270C
Phenol	**72**	**(10 - 116)**			**SW846 8270C**
	69	**(10 - 116)**	**5.4**	**(0-43)**	**SW846 8270C**
bis(2-Chloroethyl)-ether	89	(57 - 120)			SW846 8270C
	82	(57 - 120)	8.1	(0-51)	SW846 8270C
2-Chlorophenol	**69**	**(37 - 106)**			**SW846 8270C**
	65	**(37 - 106)**	**5.9**	**(0-43)**	**SW846 8270C**
1,3-Dichlorobenzene	62	(35 - 114)			SW846 8270C
	56	(35 - 114)	11	(0-89)	SW846 8270C
1,4-Dichlorobenzene	**62**	**(32 - 98)**			**SW846 8270C**
	55	**(32 - 98)**	**12**	**(0-36)**	**SW846 8270C**
1,2-Dichlorobenzene	65	(43 - 112)			SW846 8270C
	59	(43 - 112)	9.6	(0-85)	SW846 8270C
2-Methylphenol	73	(42 - 113)			SW846 8270C
	70	(42 - 113)	3.9	(0-73)	SW846 8270C
bis(2-Chloroisopropyl) ether	83	(53 - 122)			SW846 8270C
	77	(53 - 122)	7.6	(0-52)	SW846 8270C
4-Methylphenol	75	(29 - 122)			SW846 8270C
	72	(29 - 122)	3.9	(0-55)	SW846 8270C
N-Nitrosodi-n-propyl-amine	**82**	**(18 - 115)**			**SW846 8270C**
	79	**(18 - 115)**	**4.5**	**(0-36)**	**SW846 8270C**
Hexachloroethane	56	(28 - 94)			SW846 8270C
	51	(28 - 94)	8.5	(0-92)	SW846 8270C
Nitrobenzene	85	(56 - 125)			SW846 8270C
	77	(56 - 125)	9.7	(0-81)	SW846 8270C
Isophorone	91	(56 - 112)			SW846 8270C
	85	(56 - 112)	7.4	(0-50)	SW846 8270C
2-Nitrophenol	73	(51 - 131)			SW846 8270C
	67	(51 - 131)	8.2	(0-77)	SW846 8270C
2,4-Dimethylphenol	53	(28 - 109)			SW846 8270C
	48	(28 - 109)	9.8	(0-62)	SW846 8270C

(Continued on next page)

MATRIX SPIKE SAMPLE EVALUATION REPORT

GC/MS Semivolatiles

Client Lot #...: A7J110400 **Work Order #...:** J8RHF1AF-MS **Matrix.....:** WG
MS Lot-Sample #: A7J110400-001 J8RHF1AG-MSD

PARAMETER	PERCENT RECOVERY	RECOVERY LIMITS	RPD	RPD LIMITS	METHOD
bis(2-Chloroethoxy) methane	80	(57 - 114)			SW846 8270C
	75	(57 - 114)	6.6	(0-49)	SW846 8270C
2,4-Dichlorophenol	74	(52 - 121)			SW846 8270C
	70	(52 - 121)	5.3	(0-88)	SW846 8270C
1,2,4-Trichloro- benzene	**66**	**(22 - 110)**			**SW846 8270C**
	60	**(22 - 110)**	**11**	**(0-37)**	**SW846 8270C**
Naphthalene	72	(50 - 176)			SW846 8270C
	63	(50 - 176)	13	(0-52)	SW846 8270C
4-Chloroaniline	70	(15 - 109)			SW846 8270C
	66	(15 - 109)	5.2	(0-99)	SW846 8270C
Hexachlorobutadiene	57	(35 - 118)			SW846 8270C
	51	(35 - 118)	11	(0-56)	SW846 8270C
4-Chloro-3-methylphenol	**78**	**(47 - 111)**			**SW846 8270C**
	76	**(47 - 111)**	**2.3**	**(0-55)**	**SW846 8270C**
2-Methylnaphthalene	79	(45 - 119)			SW846 8270C
	73	(45 - 119)	8.6	(0-51)	SW846 8270C
Hexachlorocyclopenta- diene	12	(10 - 98)			SW846 8270C
	8.8 a	(10 - 98)	31	(0-97)	SW846 8270C
2,4,6-Trichloro- phenol	77	(46 - 122)			SW846 8270C
	74	(46 - 122)	4.1	(0-98)	SW846 8270C
2,4,5-Trichloro- phenol	76	(45 - 125)			SW846 8270C
	77	(45 - 125)	1.6	(0-74)	SW846 8270C
2-Chloronaphthalene	75	(51 - 119)			SW846 8270C
	71	(51 - 119)	5.6	(0-51)	SW846 8270C
2-Nitroaniline	89	(48 - 125)			SW846 8270C
	86	(48 - 125)	2.8	(0-83)	SW846 8270C
Dimethyl phthalate	88	(25 - 127)			SW846 8270C
	84	(25 - 127)	4.0	(0-99)	SW846 8270C
Acenaphthylene	78	(49 - 111)			SW846 8270C
	75	(49 - 111)	4.5	(0-51)	SW846 8270C
2,6-Dinitrotoluene	94	(58 - 127)			SW846 8270C
	90	(58 - 127)	4.6	(0-82)	SW846 8270C

(Continued on next page)

MATRIX SPIKE SAMPLE EVALUATION REPORT

GC/MS Semivolatiles

Client Lot #...: A7J110400 **Work Order #...:** J8RHF1AF-MS **Matrix.....:** WG
MS Lot-Sample #: A7J110400-001 J8RHF1AG-MSD

PARAMETER	PERCENT RECOVERY	RECOVERY LIMITS	RPD	RPD LIMITS	METHOD
3-Nitroaniline	86	(19 - 126)			SW846 8270C
	80	(19 - 126)	7.4	(0-99)	SW846 8270C
Acenaphthene	**76**	**(26 - 118)**			**SW846 8270C**
	72	**(26 - 118)**	**5.6**	**(0-35)**	**SW846 8270C**
2,4-Dinitrophenol	33	(14 - 138)			SW846 8270C
	36	(14 - 138)	8.3	(0-99)	SW846 8270C
4-Nitrophenol	**72**	**(10 - 123)**			**SW846 8270C**
	71	**(10 - 123)**	**2.3**	**(0-34)**	**SW846 8270C**
Dibenzofuran	79	(51 - 117)			SW846 8270C
	77	(51 - 117)	3.1	(0-51)	SW846 8270C
2,4-Dinitrotoluene	**94**	**(31 - 131)**			**SW846 8270C**
	92	**(31 - 131)**	**2.3**	**(0-32)**	**SW846 8270C**
Diethyl phthalate	91	(41 - 118)			SW846 8270C
	88	(41 - 118)	2.8	(0-81)	SW846 8270C
4-Chlorophenyl phenyl ether	86	(51 - 118)			SW846 8270C
	84	(51 - 118)	3.3	(0-51)	SW846 8270C
Fluorene	80	(51 - 119)			SW846 8270C
	77	(51 - 119)	4.0	(0-51)	SW846 8270C
4-Nitroaniline	81	(20 - 122)			SW846 8270C
	81	(20 - 122)	0.62	(0-99)	SW846 8270C
4,6-Dinitro-2-methylphenol	60	(40 - 130)			SW846 8270C
	59	(40 - 130)	2.6	(0-99)	SW846 8270C
N-Nitrosodiphenylamine	72	(49 - 117)			SW846 8270C
	64	(49 - 117)	11	(0-51)	SW846 8270C
4-Bromophenyl phenyl ether	87	(51 - 119)			SW846 8270C
	82	(51 - 119)	5.6	(0-51)	SW846 8270C
Hexachlorobenzene	84	(48 - 123)			SW846 8270C
	80	(48 - 123)	4.6	(0-51)	SW846 8270C
Pentachlorophenol	**51**	**(38 - 137)**			**SW846 8270C**
	48	**(38 - 137)**	**7.2**	**(0-56)**	**SW846 8270C**
Phenanthrene	80	(52 - 117)			SW846 8270C
	77	(52 - 117)	3.6	(0-51)	SW846 8270C
Anthracene	81	(49 - 118)			SW846 8270C
	77	(49 - 118)	5.6	(0-51)	SW846 8270C
Carbazole	85	(48 - 119)			SW846 8270C
	82	(48 - 119)	4.2	(0-53)	SW846 8270C

(Continued on next page)

MATRIX SPIKE SAMPLE EVALUATION REPORT

GC/MS Semivolatiles

Client Lot #...: A7J110400 **Work Order #...:** J8RHF1AF-MS **Matrix.....:** WG
MS Lot-Sample #: A7J110400-001 J8RHF1AG-MSD

PARAMETER	PERCENT RECOVERY	RECOVERY LIMITS	RPD	RPD LIMITS	METHOD
Di-n-butyl phthalate	92	(41 - 121)			SW846 8270C
	88	(41 - 121)	5.1	(0-53)	SW846 8270C
Fluoranthene	90	(49 - 122)			SW846 8270C
	84	(49 - 122)	6.0	(0-53)	SW846 8270C
Pyrene	**86**	**(27 - 138)**			**SW846 8270C**
	85	**(27 - 138)**	**1.5**	**(0-31)**	**SW846 8270C**
Butyl benzyl phthalate	94	(41 - 127)			SW846 8270C
	92	(41 - 127)	2.0	(0-84)	SW846 8270C
3,3'-Dichlorobenzidine	36	(19 - 111)			SW846 8270C
	30	(19 - 111)	18	(0-99)	SW846 8270C
Benzo(a)anthracene	81	(48 - 115)			SW846 8270C
	79	(48 - 115)	3.3	(0-51)	SW846 8270C
Chrysene	85	(49 - 118)			SW846 8270C
	81	(49 - 118)	4.3	(0-52)	SW846 8270C
bis(2-Ethylhexyl) phthalate	88	(43 - 128)			SW846 8270C
	86	(43 - 128)	1.8	(0-84)	SW846 8270C
Di-n-octyl phthalate	88	(39 - 144)			SW846 8270C
	85	(39 - 144)	3.3	(0-89)	SW846 8270C
Benzo(b)fluoranthene	81	(44 - 123)			SW846 8270C
	81	(44 - 123)	0.36	(0-54)	SW846 8270C
Benzo(k)fluoranthene	85	(46 - 123)			SW846 8270C
	82	(46 - 123)	3.8	(0-53)	SW846 8270C
Benzo(a)pyrene	81	(44 - 122)			SW846 8270C
	78	(44 - 122)	4.8	(0-51)	SW846 8270C
Indeno(1,2,3-cd)pyrene	84	(39 - 126)			SW846 8270C
	82	(39 - 126)	3.0	(0-59)	SW846 8270C
Dibenz(a,h)anthracene	85	(45 - 127)			SW846 8270C
	82	(45 - 127)	4.2	(0-57)	SW846 8270C
Benzo(ghi)perylene	85	(44 - 122)			SW846 8270C
	82	(44 - 122)	3.9	(0-55)	SW846 8270C
Atrazine	118	(30 - 120)			SW846 8270C
	114	(30 - 120)	3.4	(0-20)	SW846 8270C
Benzaldehyde	98	(30 - 120)			SW846 8270C
	90	(30 - 120)	9.1	(0-20)	SW846 8270C
Acetophenone	85	(30 - 120)			SW846 8270C
	81	(30 - 120)	5.7	(0-20)	SW846 8270C
1,1'-Biphenyl	82	(30 - 120)			SW846 8270C
	78	(30 - 120)	4.8	(0-20)	SW846 8270C
Caprolactam	96	(30 - 120)			SW846 8270C
	93	(30 - 120)	2.0	(0-20)	SW846 8270C

(Continued on next page)

MATRIX SPIKE SAMPLE EVALUATION REPORT

GC/MS Semivolatiles

Client Lot #...: A7J110400 **Work Order #...:** J8RHF1AF-MS **Matrix.....:** WG
MS Lot-Sample #: A7J110400-001 J8RHF1AG-MSD

SURROGATE	PERCENT RECOVERY	RECOVERY LIMITS
Nitrobenzene-d5	89	(32 - 112)
	81	(32 - 112)
2-Fluorobiphenyl	83	(30 - 110)
	76	(30 - 110)
Terphenyl-d14	99	(51 - 135)
	98	(51 - 135)
Phenol-d5	77	(10 - 117)
	72	(10 - 117)
2-Fluorophenol	56	(19 - 108)
	48	(19 - 108)
2,4,6-Tribromophenol	81	(42 - 124)
	79	(42 - 124)

NOTE(S):

Calculations are performed before rounding to avoid round-off errors in calculated results.

Bold print denotes control parameters

a Spiked analyte recovery is outside stated control limits.

Matrix Spike / Matrix Spike Duplicate Recovery and RPD Outlier Report

Method Batch : 7286129 **Analysis Method :** 8270C **Analysis Date :** 10/17/2007

Preparation Batch : 7286129 **Preparation Type :** 3520C **Preparation Date :** 10/14/2007

Lab Reporting Batch : A7J110400 **Lab ID:** STLCAN

Client Sample ID	Lab Sample ID	Matrix	Analyte Name	Reported *		Project Limits (Percent)			
				Percent Recovery	RPD	Rejection Point**	Lower Limit	Upper Limit	RPD
FWGBKGmw-004C-0509	A7J110400001S	AQ	2,4-Dinitrophenol	33		0.00	45.00	135.00	20.00
			3,3'-Dichlorobenzidine	36		0.00	45.00	135.00	20.00
			Benzoic acid	20		0.00	45.00	135.00	20.00
			Hexachlorocyclopentadiene	12		0.00	45.00	135.00	20.00
FWGBKGmw-004C-0509	A7J110400001D		2,4-Dinitrophenol	36		0.00	45.00	135.00	20.00
			3,3'-Dichlorobenzidine	30		0.00	45.00	135.00	20.00
			Benzoic acid	20		0.00	45.00	135.00	20.00
			Hexachlorocyclopentadiene	8.8	31	0.00	45.00	135.00	20.00

Associated Samples: Parent sample only

Client Sample ID	Lab Sample ID
FWGBKGmw-004C-0509-GW	A7J110400001

3,3'-Dichlorobenzidine had no other ~~qualifiers. No~~ QC outliers, no qual.

DW 12/14/07

* Only those Percent Recovery and/or RPD values outside project limits are listed in this report.

** Metal are also assessed against an upper rejection point of 150 percent for waters and 200 percent for soils and sediments

Project Number and Name: 30240.0006 - RVAAP (OH)

PESTICIDE DATA

Environmental Quality Mgt., Inc.

Client Sample ID: FWGBKGmw-004C-0509-GW

GC Semivolatiles

Lot-Sample #...: A7J110400-001 **Work Order #...:** J8RHF1AH **Matrix.....:** WG
Date Sampled...: 10/11/07 09:10 **Date Received..:** 10/11/07
Prep Date.....: 10/16/07 **Analysis Date..:** 10/22/07
Prep Batch #...: 7289038
Dilution Factor: 1 **Initial Wgt/Vol:** 920 mL **Final Wgt/Vol..:** 5 mL
Method.....: SW846 8081A

PARAMETER	RESULT	REPORTING LIMIT	UNITS	MDL
alpha-BHC	ND	0.030	ug/L	0.0062
beta-BHC	ND	0.030	ug/L	0.0068
delta-BHC	ND	0.030	ug/L	0.0064
gamma-BHC (Lindane)	ND	0.030	ug/L	0.0062
Heptachlor	ND	0.030	ug/L	0.0062
Aldrin	ND	0.030	ug/L	0.0061
Heptachlor epoxide	ND	0.030	ug/L	0.0065
Endosulfan I	ND	0.025	ug/L	0.0072
Dieldrin	ND	0.030	ug/L	0.0067
4,4'-DDE	ND	0.030	ug/L	0.0076
Endrin	ND	0.030	ug/L	0.0074
Endosulfan II	ND	0.025	ug/L	0.0072
4,4'-DDD	ND	0.030	ug/L	0.0085
Endosulfan sulfate	ND	0.030	ug/L	0.0083
4,4'-DDT	ND	0.030	ug/L	0.0086
Methoxychlor	ND	0.10	ug/L	0.010
Endrin ketone	ND	0.030	ug/L	0.013
Endrin aldehyde	ND	0.030	ug/L	0.0091
alpha-Chlordane	ND	0.030	ug/L	0.0073
gamma-Chlordane	ND	0.030	ug/L	0.0065
Toxaphene	ND	2.0	ug/L	0.33

SURROGATE	PERCENT RECOVERY	RECOVERY LIMITS
Tetrachloro-m-xylene	55	(39 - 130)
Decachlorobiphenyl	45	(10 - 147)

Environmental Quality Mgt., Inc.

Client Sample ID: FWGBKGmw-008C-0512-GW

GC Semivolatiles

Lot-Sample #...: A7J110400-003 **Work Order #...:** J8RHR1AE **Matrix.....:** WG
Date Sampled...: 10/11/07 11:15 **Date Received..:** 10/11/07
Prep Date.....: 10/16/07 **Analysis Date..:** 10/22/07
Prep Batch #...: 7289038
Dilution Factor: 1 **Initial Wgt/Vol:** 880 mL **Final Wgt/Vol..:** 5 mL
Method.....: SW846 8081A

PARAMETER	RESULT	REPORTING LIMIT	UNITS	MDL
alpha-BHC	ND	0.030	ug/L	0.0062
beta-BHC	ND	0.030	ug/L	0.0068
delta-BHC	ND	0.030	ug/L	0.0064
gamma-BHC (Lindane)	ND	0.030	ug/L	0.0062
Heptachlor	ND	0.030	ug/L	0.0062
Aldrin	ND	0.030	ug/L	0.0061
Heptachlor epoxide	ND	0.030	ug/L	0.0065
Endosulfan I	ND	0.025	ug/L	0.0072
Dieldrin	ND	0.030	ug/L	0.0067
4,4'-DDE	ND	0.030	ug/L	0.0076
Endrin	ND	0.030	ug/L	0.0074
Endosulfan II	ND	0.025	ug/L	0.0072
4,4'-DDD	ND	0.030	ug/L	0.0085
Endosulfan sulfate	ND	0.030	ug/L	0.0083
4,4'-DDT	ND	0.030	ug/L	0.0086
Methoxychlor	ND	0.10	ug/L	0.010
Endrin ketone	ND	0.030	ug/L	0.013
Endrin aldehyde	ND	0.030	ug/L	0.0091
alpha-Chlordane	ND	0.030	ug/L	0.0073
gamma-Chlordane	ND	0.030	ug/L	0.0065
Toxaphene	ND	2.0	ug/L	0.33

SURROGATE	PERCENT RECOVERY	RECOVERY LIMITS
Tetrachloro-m-xylene	85	(39 - 130)
Decachlorobiphenyl	95	(10 - 147)

Environmental Quality Mgt., Inc.

Client Sample ID: FWGBKGmw-016C-0517-GW

GC Semivolatiles

Lot-Sample #...: A7J110400-005	**Work Order #...:** J8RHV1AE	**Matrix.....:** WG	
Date Sampled...: 10/11/07 13:00	**Date Received..:** 10/11/07		
Prep Date.....: 10/16/07	**Analysis Date..:** 10/22/07		
Prep Batch #...: 7289038			
Dilution Factor: 1	**Initial Wgt/Vol:** 880 mL	**Final Wgt/Vol..:** 5 mL	
	Method.....: SW846 8081A		

PARAMETER	RESULT	REPORTING LIMIT	UNITS	MDL
alpha-BHC	ND	0.030	ug/L	0.0062
beta-BHC	**0.0093 J**	**0.030**	**ug/L**	**0.0068**
delta-BHC	ND	0.030	ug/L	0.0064
gamma-BHC (Lindane)	ND	0.030	ug/L	0.0062
Heptachlor	ND	0.030	ug/L	0.0062
Aldrin	ND	0.030	ug/L	0.0061
Heptachlor epoxide	ND	0.030	ug/L	0.0065
Endosulfan I	ND	0.025	ug/L	0.0072
Dieldrin	ND	0.030	ug/L	0.0067
4,4'-DDE	ND	0.030	ug/L	0.0076
Endrin	ND	0.030	ug/L	0.0074
Endosulfan II	ND	0.025	ug/L	0.0072
4,4'-DDD	ND	0.030	ug/L	0.0085
Endosulfan sulfate	ND	0.030	ug/L	0.0083
4,4'-DDT	ND	0.030	ug/L	0.0086
Methoxychlor	ND	0.10	ug/L	0.010
Endrin ketone	ND	0.030	ug/L	0.013
Endrin aldehyde	ND	0.030	ug/L	0.0091
alpha-Chlordane	ND	0.030	ug/L	0.0073
gamma-Chlordane	ND	0.030	ug/L	0.0065
Toxaphene	ND	2.0	ug/L	0.33

SURROGATE	PERCENT RECOVERY	RECOVERY LIMITS
Tetrachloro-m-xylene	101	(39 - 130)
Decachlorobiphenyl	95	(10 - 147)

NOTE(S):

J Estimated result. Result is less than RL.

Environmental Quality Mgt., Inc.

Client Sample ID: FWGBKGmw-021C-0522-GW

GC Semivolatiles

Lot-Sample #...: A7J110400-008 **Work Order #...:** J8RH01AE **Matrix.....:** WG
Date Sampled...: 10/11/07 09:30 **Date Received..:** 10/11/07
Prep Date.....: 10/15/07 **Analysis Date..:** 10/22/07
Prep Batch #...: 7288039
Dilution Factor: 1 **Initial Wgt/Vol:** 920 mL **Final Wgt/Vol..:** 5 mL
Method.....: SW846 8081A

PARAMETER	RESULT	REPORTING LIMIT	UNITS	MDL
alpha-BHC	ND	0.030	ug/L	0.0062
beta-BHC	ND	0.030	ug/L	0.0068
delta-BHC	ND	0.030	ug/L	0.0064
gamma-BHC (Lindane)	ND	0.030	ug/L	0.0062
Heptachlor	ND	0.030	ug/L	0.0062
Aldrin	ND	0.030	ug/L	0.0061
Heptachlor epoxide	ND	0.030	ug/L	0.0065
Endosulfan I	ND	0.025	ug/L	0.0072
Dieldrin	ND	0.030	ug/L	0.0067
4,4'-DDE	ND	0.030	ug/L	0.0076
Endrin	ND	0.030	ug/L	0.0074
Endosulfan II	ND	0.025	ug/L	0.0072
4,4'-DDD	ND	0.030	ug/L	0.0085
Endosulfan sulfate	ND	0.030	ug/L	0.0083
4,4'-DDT	ND	0.030	ug/L	0.0086
Methoxychlor	ND	0.10	ug/L	0.010
Endrin ketone	ND	0.030	ug/L	0.013
Endrin aldehyde	ND	0.030	ug/L	0.0091
alpha-Chlordane	ND	0.030	ug/L	0.0073
gamma-Chlordane	ND	0.030	ug/L	0.0065
Toxaphene	ND	2.0	ug/L	0.33

SURROGATE	PERCENT RECOVERY	RECOVERY LIMITS
Tetrachloro-m-xylene	49	(39 - 130)
Decachlorobiphenyl	33	(10 - 147)

Environmental Quality Mgt., Inc.

Client Sample ID: FWGBKGmw-018C-0519-GW

GC Semivolatiles

Lot-Sample #...: A7J110400-010 Work Order #...: J8RH21AE Matrix.....: WG
Date Sampled...: 10/11/07 11:25 Date Received..: 10/11/07
Prep Date.....: 10/15/07 Analysis Date..: 10/22/07
Prep Batch #...: 7288039
Dilution Factor: 1 Initial Wgt/Vol: 1050 mL Final Wgt/Vol..: 5 mL
Method.....: SW846 8081A

PARAMETER	RESULT	REPORTING LIMIT	UNITS	MDL
alpha-BHC	ND	0.030	ug/L	0.0062
beta-BHC	ND	0.030	ug/L	0.0068
delta-BHC	ND	0.030	ug/L	0.0064
gamma-BHC (Lindane)	ND	0.030	ug/L	0.0062
Heptachlor	ND	0.030	ug/L	0.0062
Aldrin	ND	0.030	ug/L	0.0061
Heptachlor epoxide	ND	0.030	ug/L	0.0065
Endosulfan I	ND	0.025	ug/L	0.0072
Dieldrin	ND	0.030	ug/L	0.0067
4,4'-DDE	ND	0.030	ug/L	0.0076
Endrin	ND	0.030	ug/L	0.0074
Endosulfan II	ND	0.025	ug/L	0.0072
4,4'-DDD	ND	0.030	ug/L	0.0085
Endosulfan sulfate	ND	0.030	ug/L	0.0083
4,4'-DDT	ND	0.030	ug/L	0.0086
Methoxychlor	ND	0.10	ug/L	0.010
Endrin ketone	ND	0.030	ug/L	0.013
Endrin aldehyde	ND	0.030	ug/L	0.0091
alpha-Chlordane	ND	0.030	ug/L	0.0073
gamma-Chlordane	ND	0.030	ug/L	0.0065
Toxaphene	ND	2.0	ug/L	0.33

SURROGATE	PERCENT RECOVERY	RECOVERY LIMITS
Tetrachloro-m-xylene	87	(39 - 130)
Decachlorobiphenyl	121	(10 - 147)

Environmental Quality Mgt., Inc.

Client Sample ID: FWGBKGmw-DUP5-0555-GW

GC Semivolatiles

Lot-Sample #...: A7J110400-012 **Work Order #...:** J8RH41AE **Matrix.....:** WG
Date Sampled...: 10/11/07 11:25 **Date Received..:** 10/11/07
Prep Date.....: 10/15/07 **Analysis Date..:** 10/22/07
Prep Batch #...: 7288039
Dilution Factor: 1 **Initial Wgt/Vol:** 1050 mL **Final Wgt/Vol..:** 5 mL
Method.....: SW846 8081A

PARAMETER	RESULT	REPORTING LIMIT	UNITS	MDL
alpha-BHC	ND	0.030	ug/L	0.0062
beta-BHC	ND	0.030	ug/L	0.0068
delta-BHC	ND	0.030	ug/L	0.0064
gamma-BHC (Lindane)	ND	0.030	ug/L	0.0062
Heptachlor	ND	0.030	ug/L	0.0062
Aldrin	ND	0.030	ug/L	0.0061
Heptachlor epoxide	ND	0.030	ug/L	0.0065
Endosulfan I	ND	0.025	ug/L	0.0072
Dieldrin	ND	0.030	ug/L	0.0067
4,4'-DDE	ND	0.030	ug/L	0.0076
Endrin	ND	0.030	ug/L	0.0074
Endosulfan II	ND	0.025	ug/L	0.0072
4,4'-DDD	ND	0.030	ug/L	0.0085
Endosulfan sulfate	ND	0.030	ug/L	0.0083
4,4'-DDT	ND	0.030	ug/L	0.0086
Methoxychlor	ND	0.10	ug/L	0.010
Endrin ketone	ND	0.030	ug/L	0.013
Endrin aldehyde	ND	0.030	ug/L	0.0091
alpha-Chlordane	ND	0.030	ug/L	0.0073
gamma-Chlordane	ND	0.030	ug/L	0.0065
Toxaphene	ND	2.0	ug/L	0.33

SURROGATE	PERCENT RECOVERY	RECOVERY LIMITS
Tetrachloro-m-xylene	82	(39 - 130)
Decachlorobiphenyl	108	(10 - 147)

Environmental Quality Mgt., Inc.

Client Sample ID: FWGBKGmw-006C-0511-GW

GC Semivolatiles

Lot-Sample #...: A7J110400-014 **Work Order #...:** J8RH61AE **Matrix.....:** WG
Date Sampled...: 10/11/07 13:50 **Date Received..:** 10/11/07
Prep Date.....: 10/15/07 **Analysis Date..:** 10/22/07
Prep Batch #...: 7288039
Dilution Factor: 1 **Initial Wgt/Vol:** 1020 mL **Final Wgt/Vol..:** 5 mL
Method.....: SW846 8081A

PARAMETER	RESULT	REPORTING LIMIT	UNITS	MDL
alpha-BHC	ND	0.030	ug/L	0.0062
beta-BHC	ND	0.030	ug/L	0.0068
delta-BHC	**0.025 J**	**0.030**	**ug/L**	**0.0064**
gamma-BHC (Lindane)	ND	0.030	ug/L	0.0062
Heptachlor	ND	0.030	ug/L	0.0062
Aldrin	ND	0.030	ug/L	0.0061
Heptachlor epoxide	ND	0.030	ug/L	0.0065
Endosulfan I	ND	0.025	ug/L	0.0072
Dieldrin	ND	0.030	ug/L	0.0067
4,4'-DDE	ND	0.030	ug/L	0.0076
Endrin	ND	0.030	ug/L	0.0074
Endosulfan II	ND	0.025	ug/L	0.0072
4,4'-DDD	ND	0.030	ug/L	0.0085
Endosulfan sulfate	ND	0.030	ug/L	0.0083
4,4'-DDT	ND	0.030	ug/L	0.0086
Methoxychlor	ND	0.10	ug/L	0.010
Endrin ketone	ND	0.030	ug/L	0.013
Endrin aldehyde	ND	0.030	ug/L	0.0091
alpha-Chlordane	ND	0.030	ug/L	0.0073
gamma-Chlordane	ND	0.030	ug/L	0.0065
Toxaphene	ND	2.0	ug/L	0.33

SURROGATE	PERCENT RECOVERY	RECOVERY LIMITS
Tetrachloro-m-xylene	88	(39 - 130)
Decachlorobiphenyl	46	(10 - 147)

NOTE(S):

J Estimated result. Result is less than RL.

Environmental Quality Mgt., Inc.

Client Sample ID: FWGBKGmw-005C-0510-GW

GC Semivolatiles

Lot-Sample #...: A7J110400-018 **Work Order #...:** J8RJA1AE **Matrix.....:** WG
Date Sampled...: 10/11/07 10:00 **Date Received..:** 10/11/07
Prep Date.....: 10/16/07 **Analysis Date..:** 10/22/07
Prep Batch #...: 7289038
Dilution Factor: 1 **Initial Wgt/Vol:** 1010 mL **Final Wgt/Vol..:** 5 mL
Method.....: SW846 8081A

PARAMETER	RESULT	REPORTING LIMIT	UNITS	MDL
alpha-BHC	ND	0.030	ug/L	0.0062
beta-BHC	ND	0.030	ug/L	0.0068
delta-BHC	ND	0.030	ug/L	0.0064
gamma-BHC (Lindane)	ND	0.030	ug/L	0.0062
Heptachlor	ND	0.030	ug/L	0.0062
Aldrin	ND	0.030	ug/L	0.0061
Heptachlor epoxide	ND	0.030	ug/L	0.0065
Endosulfan I	ND	0.025	ug/L	0.0072
Dieldrin	ND	0.030	ug/L	0.0067
4,4'-DDE	ND	0.030	ug/L	0.0076
Endrin	ND	0.030	ug/L	0.0074
Endosulfan II	ND	0.025	ug/L	0.0072
4,4'-DDD	ND	0.030	ug/L	0.0085
Endosulfan sulfate	ND	0.030	ug/L	0.0083
4,4'-DDT	ND	0.030	ug/L	0.0086
Methoxychlor	ND	0.10	ug/L	0.010
Endrin ketone	ND	0.030	ug/L	0.013
Endrin aldehyde	ND	0.030	ug/L	0.0091
alpha-Chlordane	ND	0.030	ug/L	0.0073
gamma-Chlordane	ND	0.030	ug/L	0.0065
Toxaphene	ND	2.0	ug/L	0.33

SURROGATE	PERCENT RECOVERY	RECOVERY LIMITS
Tetrachloro-m-xylene	100	(39 - 130)
Decachlorobiphenyl	64	(10 - 147)

Environmental Quality Mgt., Inc.

Client Sample ID: FWGEQUIPRINSE4-0559-GW

GC Semivolatiles

Lot-Sample #...: A7J110400-020 **Work Order #...:** J8RJE1AD **Matrix.....:** WQ
Date Sampled...: 10/11/07 10:45 **Date Received..:** 10/11/07
Prep Date.....: 10/16/07 **Analysis Date..:** 10/22/07
Prep Batch #...: 7289038
Dilution Factor: 1 **Initial Wgt/Vol:** 950 mL **Final Wgt/Vol..:** 5 mL
Method.....: SW846 8081A

PARAMETER	RESULT	REPORTING LIMIT	UNITS	MDL
alpha-BHC	ND	0.030	ug/L	0.0062
beta-BHC	ND	0.030	ug/L	0.0068
delta-BHC	ND	0.030	ug/L	0.0064
gamma-BHC (Lindane)	ND	0.030	ug/L	0.0062
Heptachlor	ND	0.030	ug/L	0.0062
Aldrin	ND	0.030	ug/L	0.0061
Heptachlor epoxide	ND	0.030	ug/L	0.0065
Endosulfan I	ND	0.025	ug/L	0.0072
Dieldrin	ND	0.030	ug/L	0.0067
4,4'-DDE	ND	0.030	ug/L	0.0076
Endrin	ND	0.030	ug/L	0.0074
Endosulfan II	ND	0.025	ug/L	0.0072
4,4'-DDD	ND	0.030	ug/L	0.0085
Endosulfan sulfate	ND	0.030	ug/L	0.0083
4,4'-DDT	ND	0.030	ug/L	0.0086
Methoxychlor	ND	0.10	ug/L	0.010
Endrin ketone	ND	0.030	ug/L	0.013
Endrin aldehyde	ND	0.030	ug/L	0.0091
alpha-Chlordane	ND	0.030	ug/L	0.0073
gamma-Chlordane	ND	0.030	ug/L	0.0065
Toxaphene	ND	2.0	ug/L	0.33

SURROGATE	PERCENT RECOVERY	RECOVERY LIMITS
Tetrachloro-m-xylene	87	(39 - 130)
Decachlorobiphenyl	68	(10 - 147)

Environmental Quality Mgt., Inc.

Client Sample ID: FWGBKGmw-019C-0520-GW

GC Semivolatiles

Lot-Sample #...: A7J110400-021 **Work Order #...:** J8RJF1AE **Matrix.....:** WG
Date Sampled...: 10/11/07 11:55 **Date Received..:** 10/11/07
Prep Date.....: 10/16/07 **Analysis Date..:** 10/22/07
Prep Batch #...: 7289038
Dilution Factor: 1 **Initial Wgt/Vol:** 1020 mL **Final Wgt/Vol..:** 5 mL
Method.....: SW846 8081A

PARAMETER	RESULT	REPORTING LIMIT	UNITS	MDL
alpha-BHC	ND	0.030	ug/L	0.0062
beta-BHC	**0.0073 J**	**0.030**	**ug/L**	**0.0068**
delta-BHC	ND	0.030	ug/L	0.0064
gamma-BHC (Lindane)	ND	0.030	ug/L	0.0062
Heptachlor	ND	0.030	ug/L	0.0062
Aldrin	ND	0.030	ug/L	0.0061
Heptachlor epoxide	ND	0.030	ug/L	0.0065
Endosulfan I	ND	0.025	ug/L	0.0072
Dieldrin	ND	0.030	ug/L	0.0067
4,4'-DDE	ND	0.030	ug/L	0.0076
Endrin	ND	0.030	ug/L	0.0074
Endosulfan II	ND	0.025	ug/L	0.0072
4,4'-DDD	ND	0.030	ug/L	0.0085
Endosulfan sulfate	ND	0.030	ug/L	0.0083
4,4'-DDT	ND	0.030	ug/L	0.0086
Methoxychlor	ND	0.10	ug/L	0.010
Endrin ketone	ND	0.030	ug/L	0.013
Endrin aldehyde	ND	0.030	ug/L	0.0091
alpha-Chlordane	ND	0.030	ug/L	0.0073
gamma-Chlordane	ND	0.030	ug/L	0.0065
Toxaphene	ND	2.0	ug/L	0.33

SURROGATE	PERCENT RECOVERY	RECOVERY LIMITS
Tetrachloro-m-xylene	87	(39 - 130)
Decachlorobiphenyl	44	(10 - 147)

NOTE(S):

J Estimated result. Result is less than RL.

Environmental Quality Mgt., Inc.

Client Sample ID: FWGBKGmw-020C-0521-GW

GC Semivolatiles

Lot-Sample #...: A7J110400-023 **Work Order #...:** J8RJH1AE **Matrix.....:** WG
Date Sampled...: 10/11/07 13:15 **Date Received..:** 10/11/07
Prep Date.....: 10/16/07 **Analysis Date..:** 10/22/07
Prep Batch #...: 7289038
Dilution Factor: 1 **Initial Wgt/Vol:** 1020 mL **Final Wgt/Vol..:** 5 mL
Method.....: SW846 8081A

PARAMETER	RESULT	REPORTING LIMIT	UNITS	MDL
alpha-BHC	ND	0.030	ug/L	0.0062
beta-BHC	**0.013 J**	**0.030**	**ug/L**	**0.0068**
delta-BHC	ND	0.030	ug/L	0.0064
gamma-BHC (Lindane)	ND	0.030	ug/L	0.0062
Heptachlor	ND	0.030	ug/L	0.0062
Aldrin	ND	0.030	ug/L	0.0061
Heptachlor epoxide	ND	0.030	ug/L	0.0065
Endosulfan I	ND	0.025	ug/L	0.0072
Dieldrin	ND	0.030	ug/L	0.0067
4,4'-DDE	ND	0.030	ug/L	0.0076
Endrin	ND	0.030	ug/L	0.0074
Endosulfan II	ND	0.025	ug/L	0.0072
4,4'-DDD	ND	0.030	ug/L	0.0085
Endosulfan sulfate	ND	0.030	ug/L	0.0083
4,4'-DDT	ND	0.030	ug/L	0.0086
Methoxychlor	ND	0.10	ug/L	0.010
Endrin ketone	ND	0.030	ug/L	0.013
Endrin aldehyde	ND	0.030	ug/L	0.0091
alpha-Chlordane	ND	0.030	ug/L	0.0073
gamma-Chlordane	ND	0.030	ug/L	0.0065
Toxaphene	ND	2.0	ug/L	0.33

SURROGATE	PERCENT RECOVERY	RECOVERY LIMITS
Tetrachloro-m-xylene	103	(39 - 130)
Decachlorobiphenyl	94	(10 - 147)

NOTE(S):

J Estimated result. Result is less than RL.

Environmental Quality Mgt., Inc.

Client Sample ID: FWGBKGmw-015C-0516-GW

GC Semivolatiles

Lot-Sample #...: A7J110400-025 Work Order #...: J8RJK1AE Matrix.....: WG
Date Sampled...: 10/10/07 16:30 Date Received..: 10/11/07
Prep Date.....: 10/16/07 Analysis Date..: 10/23/07
Prep Batch #...: 7289038
Dilution Factor: 1 Initial Wgt/Vol: 880 mL Final Wgt/Vol..: 5 mL
Method.....: SW846 8081A

PARAMETER	RESULT	REPORTING LIMIT	UNITS	MDL
alpha-BHC	ND	0.030	ug/L	0.0062
beta-BHC	ND	0.030	ug/L	0.0068
delta-BHC	ND	0.030	ug/L	0.0064
gamma-BHC (Lindane)	ND	0.030	ug/L	0.0062
Heptachlor	ND	0.030	ug/L	0.0062
Aldrin	ND	0.030	ug/L	0.0061
Heptachlor epoxide	ND	0.030	ug/L	0.0065
Endosulfan I	ND	0.025	ug/L	0.0072
Dieldrin	ND	0.030	ug/L	0.0067
4,4'-DDE	ND	0.030	ug/L	0.0076
Endrin	ND	0.030	ug/L	0.0074
Endosulfan II	ND	0.025	ug/L	0.0072
4,4'-DDD	ND	0.030	ug/L	0.0085
Endosulfan sulfate	ND	0.030	ug/L	0.0083
4,4'-DDT	ND	0.030	ug/L	0.0086
Methoxychlor	ND	0.10	ug/L	0.010
Endrin ketone	ND	0.030	ug/L	0.013
Endrin aldehyde	ND	0.030	ug/L	0.0091
alpha-Chlordane	ND	0.030	ug/L	0.0073
gamma-Chlordane	ND	0.030	ug/L	0.0065
Toxaphene	ND	2.0	ug/L	0.33

SURROGATE	PERCENT RECOVERY	RECOVERY LIMITS
Tetrachloro-m-xylene	106	(39 - 130)
Decachlorobiphenyl	109	(10 - 147)

STL North Canton

CONTINUING CALIBRATION COMPOUNDS

Instrument ID: a2hp9.i Injection Date: 22-OCT-2007 02:10
Lab File ID: 028F2801.D Init. Cal. Date(s): 01-OCT-2007 04-OCT-2007
Analysis Type: Init. Cal. Times: 13:03 14:47
Lab Sample ID: AB3 E113 Quant Type: ESTD
Method: \\cansvr11\dd\chem\GCS\a2hp9.i\71021-1.b\PEST9.m\PEST9r.m

COMPOUND	RRF / AMOUNT	RF0.025	CCAL RRF0.025	MIN RRF	%D / %DRIFT	MAX %D / %DRIFT	CURVE TYPE	
$ 1 Tetrachloro-m-xylene	116862618	116343200	116343200	0.000	0.44447	15.00000	Averaged	
4 alpha-BHC	181099548	180300080	180300080	0.010	0.44145	15.00000	Averaged	
5 gamma-BHC (Lindane)	149812553	147299400	147299400	0.010	1.67753	15.00000	Averaged	
6 beta-BHC	29539754	28662560	28662560	0.010	2.96954	15.00000	Averaged	
7 delta-BHC	157278994	139352040	139352040	0.010	11.39819	15.00000	Averaged	
8 Heptachlor	121602028	128582920	128582920	0.010	-5.74077	15.00000	Averaged	
10 Aldrin	173318164	177551440	177551440	0.010	-2.44249	15.00000	Averaged	
12 Heptachlor epoxide	137370500	140465200	140465200	0.010	-2.25281	15.00000	Averaged	
13 gamma-Chlordane	136444675	131990400	131990400	0.010	3.26453	15.00000	Averaged	
14 alpha-Chlordane	140584166	133034880	133034880	0.010	5.36994	15.00000	Averaged	
15 Endosulfan I	126829795	121777560	121777560	0.010	3.98348	15.00000	Averaged	
16 4,4'-DDE	144389703	134738960	134738960	0.010	6.68382	15.00000	Averaged	
17 Dieldrin	135128396	127969680	127969680	0.010	5.29771	15.00000	Averaged	
18 Endrin	108182979	106379480	106379480	0.010	1.66708	15.00000	Averaged	
21 4,4'-DDD	95570928	78732000	78732000	0.010	17.61930	15.00000	Averaged	<-
22 Endosulfan II	108030865	104186480	104186480	0.010	3.55860	15.00000	Averaged	
24 4,4'-DDT	73647267	65227480	65227480	0.010	11.43259	15.00000	Averaged	
25 Endrin aldehyde	72598625	63030480	63030480	0.010	13.17951	15.00000	Averaged	
26 Endosulfan sulfate	88580726	77640840	77640840	0.010	12.35019	15.00000	Averaged	
27 Methoxychlor	16867946	15379320	15379320	0.010	8.82518	15.00000	Averaged	
29 Endrin ketone	89357503	78717920	78717920	0.010	11.90676	15.00000	Averaged	
$ 30 Decachlorobiphenyl	41158818	38929920	38929920	0.010	5.41536	15.00000	Averaged	

Average %D / Drift Results.

Calculated Average %D/Drift = 6.26915
Maximun Average %D/Drift = 15.00000
* Passed Average %D/Drift Test.

STL North Canton

CONTINUING CALIBRATION COMPOUNDS

Instrument ID: a2hp9.i Injection Date: 22-OCT-2007 10:21
Lab File ID: 050F5001.D Init. Cal. Date(s): 01-OCT-2007 04-OCT-2007
Analysis Type: Init. Cal. Times: 13:03 14:47
Lab Sample ID: AB3 Quant Type: ESTD
Method: \\cansvr11\dd\chem\GCS\a2hp9.i\71021-1.b\PEST9.m\PEST9r.m

COMPOUND	RRF / AMOUNT	RF0.025	CCAL RRF0.025	MIN RRF	%D / %DRIFT	MAX %D / %DRIFT	CURVE TYPE	
$ 1 Tetrachloro-m-xylene	116862618	122601600	122601600	0.000	-4.91088	15.00000	Averaged	
4 alpha-BHC	181099548	180694040	180694040	0.010	0.22391	15.00000	Averaged	
5 gamma-BHC (Lindane)	149812553	145284960	145284960	0.010	3.02217	15.00000	Averaged	
6 beta-BHC	29539754	28245440	28245440	0.010	4.38160	15.00000	Averaged	
7 delta-BHC	157278994	136373320	136373320	0.010	13.29210	15.00000	Averaged	
8 Heptachlor	121602028	123028720	123028720	0.010	-1.17325	15.00000	Averaged	
10 Aldrin	173318164	180438400	180438400	0.010	-4.10819	15.00000	Averaged	
12 Heptachlor epoxide	137370500	138705040	138705040	0.010	-0.97149	15.00000	Averaged	
13 gamma-Chlordane	136444675	131672760	131672760	0.010	3.49733	15.00000	Averaged	
14 alpha-Chlordane	140584166	133712040	133712040	0.010	4.88826	15.00000	Averaged	
15 Endosulfan I	126829795	120455360	120455360	0.010	5.02598	15.00000	Averaged	
16 4,4'-DDE	144389703	136531920	136531920	0.010	5.44207	15.00000	Averaged	
17 Dieldrin	135128396	128098640	128098640	0.010	5.20228	15.00000	Averaged	
18 Endrin	108182979	104355520	104355520	0.010	3.53795	15.00000	Averaged	
21 4,4'-DDD	95570928	77665960	77665960	0.010	18.73474	15.00000	Averaged	<-
22 Endosulfan II	108030865	103527480	103527480	0.010	4.16861	15.00000	Averaged	
24 4,4'-DDT	73647267	63721480	63721480	0.010	13.47747	15.00000	Averaged	
25 Endrin aldehyde	72598625	62079400	62079400	0.010	14.48957	15.00000	Averaged	
26 Endosulfan sulfate	88580726	77454120	77454120	0.010	12.56098	15.00000	Averaged	
27 Methoxychlor	16867946	14962920	14962920	0.010	11.29376	15.00000	Averaged	
29 Endrin ketone	89357503	76883640	76883640	0.010	13.95950	15.00000	Averaged	
$ 30 Decachlorobiphenyl	41158818	38661120	38661120	0.010	6.06844	15.00000	Averaged	

Average %D / Drift Results.

Calculated Average %D/Drift = 7.01957
Maximun Average %D/Drift = 15.00000
* Passed Average %D/Drift Test.

STL North Canton

CONTINUING CALIBRATION COMPOUNDS

Instrument ID: a2hp9.i
Lab File ID: 061F6101.D
Analysis Type:
Lab Sample ID: TOX3 E080
Method: \\cansvr11\dd\chem\GCS\a2hp9.i\71021-1.b\PEST9.m\PEST9r.m

Injection Date: 22-OCT-2007 14:27
Init. Cal. Date(s): 01-OCT-2007 04-OCT-2007
Init. Cal. Times: 13:03 14:47
Quant Type: ESTD

COMPOUND	RRF / AMOUNT	RF0.025	CCAL RRF0.025	MIN RRF	%D / %DRIFT	MAX %D / %DRIFT	CURVE TYPE	
23 Toxaphene(1)	3009015	2856395	2856395	0.010	5.07208	15.00000	Averaged	
(2)	2839421	2261481	2261481	0.010	20.35415	15.00000	Averaged	<-
(3)	4566523	3609030	3609030	0.010	20.96766	15.00000	Averaged	<-
(4)	2627495	2061035	2061035	0.010	21.55894	15.00000	Averaged	<-
(5)	1894651	1490575	1490575	0.010	21.32721	15.00000	Averaged	<-

Average %D / Drift Results.

Calculated Average %D/Drift = 17.85601
Maximun Average %D/Drift = 15.00000
* Failed Average %D/Drift Test.

STL North Canton

CONTINUING CALIBRATION COMPOUNDS

Instrument ID: a2hp9.i Injection Date: 22-OCT-2007 15:34
Lab File ID: 064F6401.D Init. Cal. Date(s): 01-OCT-2007 04-OCT-2007
Analysis Type: Init. Cal. Times: 13:03 14:47
Lab Sample ID: AB3 E113 Quant Type: ESTD
Method: \\cansvr11\dd\chem\GCS\a2hp9.i\71021-1.b\PEST9.m\PEST9r.m

COMPOUND	RRF / AMOUNT	RF0.025	CCAL RRF0.025	MIN RRF	%D / %DRIFT	MAX %D / %DRIFT	CURVE TYPE	
$ 1 Tetrachloro-m-xylene	116862618	121175040	121175040	0.000	-3.69016	15.00000	Averaged	
4 alpha-BHC	181099548	174392200	174392200	0.010	3.70368	15.00000	Averaged	
5 gamma-BHC (Lindane)	149812553	142252600	142252600	0.010	5.04627	15.00000	Averaged	
6 beta-BHC	29539754	27769520	27769520	0.010	5.99272	15.00000	Averaged	
7 delta-BHC	157278994	137917280	137917280	0.010	12.31043	15.00000	Averaged	
8 Heptachlor	121602028	131681680	131681680	0.010	-8.28905	15.00000	Averaged	
10 Aldrin	173318164	174493520	174493520	0.010	-0.67815	15.00000	Averaged	
12 Heptachlor epoxide	137370500	135485240	135485240	0.010	1.37239	15.00000	Averaged	
13 gamma-Chlordane	136444675	130880360	130880360	0.010	4.07807	15.00000	Averaged	
14 alpha-Chlordane	140584166	132849920	132849920	0.010	5.50151	15.00000	Averaged	
15 Endosulfan I	126829795	121553560	121553560	0.010	4.16009	15.00000	Averaged	
16 4,4'-DDE	144389703	137247600	137247600	0.010	4.94641	15.00000	Averaged	
17 Dieldrin	135128396	127811480	127811480	0.010	5.41479	15.00000	Averaged	
18 Endrin	108182979	104602560	104602560	0.010	3.30960	15.00000	Averaged	
21 4,4'-DDD	95570928	80531480	80531480	0.010	15.73643	15.00000	Averaged	<-
22 Endosulfan II	108030865	104251600	104251600	0.010	3.49832	15.00000	Averaged	
24 4,4'-DDT	73647267	68041280	68041280	0.010	7.61194	15.00000	Averaged	
25 Endrin aldehyde	72598625	66199640	66199640	0.010	8.81420	15.00000	Averaged	
26 Endosulfan sulfate	88580726	79089320	79089320	0.010	10.71498	15.00000	Averaged	
27 Methoxychlor	16867946	15785640	15785640	0.010	6.41635	15.00000	Averaged	
29 Endrin ketone	89357503	79762320	79762320	0.010	10.73797	15.00000	Averaged	
$ 30 Decachlorobiphenyl	41158818	38773640	38773640	0.010	5.79506	15.00000	Averaged	

Average %D / Drift Results.

Calculated Average %D/Drift = 6.26448
Maximun Average %D/Drift = 15.00000
* Passed Average %D/Drift Test.

STL North Canton

CONTINUING CALIBRATION COMPOUNDS

Instrument ID: a2hp9.i Injection Date: 22-OCT-2007 20:05
Lab File ID: 074F1001.D Init. Cal. Date(s): 01-OCT-2007 04-OCT-2007
Analysis Type: Init. Cal. Times: 13:03 14:47
Lab Sample ID: AB3 E113 Quant Type: ESTD
Method: \\cansvr11\dd\chem\GCS\a2hp9.i\71021-1.b\PEST9.m\PEST9r.m

COMPOUND	RRF / AMOUNT	RF0.025	CCAL RRF0.025	MIN RRF	%D / %DRIFT	MAX %D / %DRIFT	CURVE TYPE	
$ 1 Tetrachloro-m-xylene	116862618	114045680	114045680	0.000	2.41047	15.00000	Averaged	
4 alpha-BHC	181099548	182151400	182151400	0.010	-0.58081	15.00000	Averaged	
5 gamma-BHC (Lindane)	149812553	146874880	146874880	0.010	1.96090	15.00000	Averaged	
6 beta-BHC	29539754	29707600	29707600	0.010	-0.56820	15.00000	Averaged	
7 delta-BHC	157278994	146925800	146925800	0.010	6.58269	15.00000	Averaged	
8 Heptachlor	121602028	127889280	127889280	0.010	-5.17035	15.00000	Averaged	
10 Aldrin	173318164	177251960	177251960	0.010	-2.26970	15.00000	Averaged	
12 Heptachlor epoxide	137370500	143672040	143672040	0.010	-4.58726	15.00000	Averaged	
13 gamma-Chlordane	136444675	131777080	131777080	0.010	3.42087	15.00000	Averaged	
14 alpha-Chlordane	140584166	137924280	137924280	0.010	1.89202	15.00000	Averaged	
15 Endosulfan I	126829795	126070240	126070240	0.010	0.59888	15.00000	Averaged	
16 4,4'-DDE	144389703	137257440	137257440	0.010	4.93959	15.00000	Averaged	
17 Dieldrin	135128396	130013200	130013200	0.010	3.78543	15.00000	Averaged	
18 Endrin	108182979	113098560	113098560	0.010	-4.54377	15.00000	Averaged	
21 4,4'-DDD	95570928	87464520	87464520	0.010	8.48209	15.00000	Averaged	
22 Endosulfan II	108030865	101334320	101334320	0.010	6.19873	15.00000	Averaged	
24 4,4'-DDT	73647267	60416440	60416440	0.010	17.96513	15.00000	Averaged	<-
25 Endrin aldehyde	72598625	60177280	60177280	0.010	17.10961	15.00000	Averaged	<-
26 Endosulfan sulfate	88580726	76575480	76575480	0.010	13.55289	15.00000	Averaged	
27 Methoxychlor	16867946	14702040	14702040	0.010	12.84037	15.00000	Averaged	
28 Endrin ketone	89357503	73437360	73437360	0.010	17.81623	15.00000	Averaged	<-
$ 30 Decachlorobiphenyl	41158818	40909400	40909400	0.010	0.60599	15.00000	Averaged	

Average %D / Drift Results.

Calculated Average %D/Drift = 6.26736
Maximun Average %D/Drift = 15.00000
* Passed Average %D/Drift Test.

STL North Canton

CONTINUING CALIBRATION COMPOUNDS

Instrument ID: a2hp9.i Injection Date: 21-OCT-2007 18:20
Lab File ID: 007F0701.D Init. Cal. Date(s): 01-OCT-2007 04-OCT-2007
Analysis Type: Init. Cal. Times: 13:03 14:47
Lab Sample ID: MRL Quant Type: ESTD
Method: \\cansvr11\dd\chem\GCS\a2hp9.i\71021-1.b\PEST9.m\PEST9r.m

COMPOUND	RRF / AMOUNT	RF0.005	CCAL RRF0.005	MIN RRF	%D / %DRIFT	MAX %D / %DRIFT	CURVE TYPE	
$ 1 Tetrachloro-m-xylene	116862618	126551600	126551600	0.000	-8.29092	15.00000	Averaged	
4 alpha-BHC	181099548	167727200	167727200	0.010	7.38398	15.00000	Averaged	
5 gamma-BHC (Lindane)	149812553	141508000	141508000	0.010	5.54330	15.00000	Averaged	
6 beta-BHC	29539754	29412400	29412400	0.010	0.43113	15.00000	Averaged	
7 delta-BHC	157278994	126085200	126085200	0.010	19.83341	15.00000	Averaged	<-
8 Heptachlor	121602028	136005000	136005000	0.010	-11.84435	15.00000	Averaged	
10 Aldrin	173318164	176456400	176456400	0.010	-1.81068	15.00000	Averaged	
12 Heptachlor epoxide	137370500	140964000	140964000	0.010	-2.61592	15.00000	Averaged	
13 gamma-Chlordane	136444675	138845600	138845600	0.010	-1.75963	15.00000	Averaged	
14 alpha-Chlordane	140584166	134302200	134302200	0.010	4.46847	15.00000	Averaged	
15 Endosulfan I	126829795	125555600	125555600	0.010	1.00465	15.00000	Averaged	
16 4,4'-DDE	144389703	141391200	141391200	0.010	2.07667	15.00000	Averaged	
17 Dieldrin	135128396	127428600	127428600	0.010	5.69813	15.00000	Averaged	
18 Endrin	108182979	108698400	108698400	0.010	-0.47643	15.00000	Averaged	
21 4,4'-DDD	95570928	74086400	74086400	0.010	22.48019	15.00000	Averaged	<-
22 Endosulfan II	108030865	110310800	110310800	0.010	-2.11045	15.00000	Averaged	
24 4,4'-DDT	73647267	65720200	65720200	0.010	10.76356	15.00000	Averaged	
25 Endrin aldehyde	72598625	67454800	67454800	0.010	7.08529	15.00000	Averaged	
26 Endosulfan sulfate	88580726	81605000	81605000	0.010	7.87499	15.00000	Averaged	
27 Methoxychlor	16867946	14425600	14425600	0.010	14.47921	15.00000	Averaged	
29 Endrin ketone	89357503	86049800	86049800	0.010	3.70165	15.00000	Averaged	
$ 30 Decachlorobiphenyl	41158818	38477600	38477600	0.010	6.51432	15.00000	Averaged	

Average %D / Drift Results.
Calculated Average %D/Drift = 6.73852
Maximun Average %D/Drift = 15.00000
* Passed Average %D/Drift Test.

STL North Canton

CONTINUING CALIBRATION COMPOUNDS

Instrument ID: a2hp9.i Injection Date: 22-OCT-2007 14:04
Lab File ID: 060F6001.D Init. Cal. Date(s): 01-OCT-2007 04-OCT-2007
Analysis Type: Init. Cal. Times: 13:03 14:47
Lab Sample ID: MRL Quant Type: ESTD
Method: \\cansvr11\dd\chem\GCS\a2hp9.i\71021-1.b\PEST9.m\PEST9r.m

COMPOUND	RRF / AMOUNT	RF0.005	CCAL RRF0.005	MIN RRF	%D / %DRIFT	MAX %D / %DRIFT	CURVE TYPE	
$ 1 Tetrachloro-m-xylene	116862618	142794600	142794600	0.000	-22.19014	15.00000	Averaged	<-
4 alpha-BHC	181099548	178969000	178969000	0.010	1.17645	15.00000	Averaged	
5 gamma-BHC (Lindane)	149812553	143124000	143124000	0.010	4.46461	15.00000	Averaged	
6 beta-BHC	29539754	30146800	30146800	0.010	-2.05501	15.00000	Averaged	
7 delta-BHC	157278994	134868400	134868400	0.010	14.24894	15.00000	Averaged	
8 Heptachlor	121602028	122430200	122430200	0.010	-0.68105	15.00000	Averaged	
10 Aldrin	173318164	187165400	187165400	0.010	-7.98949	15.00000	Averaged	
12 Heptachlor epoxide	137370500	141115600	141115600	0.010	-2.72628	15.00000	Averaged	
13 gamma-Chlordane	136444675	137395200	137395200	0.010	-0.69664	15.00000	Averaged	
14 alpha-Chlordane	140584166	136611400	136611400	0.010	2.82590	15.00000	Averaged	
15 Endosulfan I	126829795	123438200	123438200	0.010	2.67413	15.00000	Averaged	
16 4,4'-DDE	144389703	143709000	143709000	0.010	0.47143	15.00000	Averaged	
17 Dieldrin	135128396	129458800	129458800	0.010	4.19571	15.00000	Averaged	
18 Endrin	108182979	108314800	108314800	0.010	-0.12185	15.00000	Averaged	
21 4,4'-DDD	95570928	66205600	66205600	0.010	30.72621	15.00000	Averaged	<-
22 Endosulfan II	108030865	96756200	96756200	0.010	10.43652	15.00000	Averaged	
24 4,4'-DDT	73647267	65593200	65593200	0.010	10.93600	15.00000	Averaged	
25 Endrin aldehyde	72598625	62546600	62546600	0.010	13.84603	15.00000	Averaged	
26 Endosulfan sulfate	88580726	78464600	78464600	0.010	11.42023	15.00000	Averaged	
27 Methoxychlor	16867946	15532600	15532600	0.010	7.91647	15.00000	Averaged	
29 Endrin ketone	89357503	87592200	87592200	0.010	1.97555	15.00000	Averaged	
$ 30 Decachlorobiphenyl	41158818	39778600	39778600	0.010	3.35340	15.00000	Averaged	

Average %D / Drift Results.

Calculated Average %D/Drift = 7.14218
Maximun Average %D/Drift = 15.00000
* Passed Average %D/Drift Test.

METHOD BLANK REPORT

GC Semivolatiles

Client Lot #...: A7J110400 **Work Order #...:** J80KT1AA **Matrix.....:** WATER
MB Lot-Sample #: A7J150000-039

Prep Date.....: 10/15/07 **Final Wgt/Vol..:** 5 mL
Analysis Date..: 10/22/07 **Prep Batch #...:** 7288039
Dilution Factor: 1 **Initial Wgt/Vol:** 1000 mL

PARAMETER	RESULT	REPORTING LIMIT	UNITS	METHOD
alpha-BHC	ND	0.030	ug/L	SW846 8081A
beta-BHC	ND	0.030	ug/L	SW846 8081A
delta-BHC	ND	0.030	ug/L	SW846 8081A
gamma-BHC (Lindane)	ND	0.030	ug/L	SW846 8081A
Heptachlor	ND	0.030	ug/L	SW846 8081A
Aldrin	ND	0.030	ug/L	SW846 8081A
Heptachlor epoxide	ND	0.030	ug/L	SW846 8081A
Endosulfan I	ND	0.025	ug/L	SW846 8081A
Dieldrin	ND	0.030	ug/L	SW846 8081A
4,4'-DDE	ND	0.030	ug/L	SW846 8081A
Endrin	ND	0.030	ug/L	SW846 8081A
Endosulfan II	ND	0.025	ug/L	SW846 8081A
4,4'-DDD	ND	0.030	ug/L	SW846 8081A
Endosulfan sulfate	ND	0.030	ug/L	SW846 8081A
4,4'-DDT	ND	0.030	ug/L	SW846 8081A
Methoxychlor	ND	0.10	ug/L	SW846 8081A
Endrin ketone	ND	0.030	ug/L	SW846 8081A
Endrin aldehyde	ND	0.030	ug/L	SW846 8081A
alpha-Chlordane	ND	0.030	ug/L	SW846 8081A
gamma-Chlordane	ND	0.030	ug/L	SW846 8081A
Toxaphene	ND	2.0	ug/L	SW846 8081A

SURROGATE	PERCENT RECOVERY	RECOVERY LIMITS
Tetrachloro-m-xylene	94	(39 - 130)
Decachlorobiphenyl	46	(10 - 147)

NOTE(S):

Calculations are performed before rounding to avoid round-off errors in calculated results.

METHOD BLANK REPORT

GC Semivolatiles

Client Lot #...: A7J110400 **Work Order #...:** J82C31AA **Matrix.....:** WATER
MB Lot-Sample #: A7J160000-038

Prep Date.....: 10/16/07 **Final Wgt/Vol..:** 5 mL
Analysis Date..: 10/23/07 **Prep Batch #...:** 7289038
Dilution Factor: 1 **Initial Wgt/Vol:** 1000 mL

PARAMETER	RESULT	REPORTING LIMIT	UNITS	METHOD
alpha-BHC	ND	0.030	ug/L	SW846 8081A
beta-BHC	ND	0.030	ug/L	SW846 8081A
delta-BHC	ND	0.030	ug/L	SW846 8081A
gamma-BHC (Lindane)	ND	0.030	ug/L	SW846 8081A
Heptachlor	ND	0.030	ug/L	SW846 8081A
Aldrin	ND	0.030	ug/L	SW846 8081A
Heptachlor epoxide	ND	0.030	ug/L	SW846 8081A
Endosulfan I	ND	0.025	ug/L	SW846 8081A
Dieldrin	ND	0.030	ug/L	SW846 8081A
4,4'-DDE	ND	0.030	ug/L	SW846 8081A
Endrin	ND	0.030	ug/L	SW846 8081A
Endosulfan II	ND	0.025	ug/L	SW846 8081A
4,4'-DDD	ND	0.030	ug/L	SW846 8081A
Endosulfan sulfate	ND	0.030	ug/L	SW846 8081A
4,4'-DDT	ND	0.030	ug/L	SW846 8081A
Methoxychlor	ND	0.10	ug/L	SW846 8081A
Endrin ketone	ND	0.030	ug/L	SW846 8081A
Endrin aldehyde	ND	0.030	ug/L	SW846 8081A
alpha-Chlordane	ND	0.030	ug/L	SW846 8081A
gamma-Chlordane	ND	0.030	ug/L	SW846 8081A
Toxaphene	ND	2.0	ug/L	SW846 8081A

SURROGATE	PERCENT RECOVERY	RECOVERY LIMITS
Tetrachloro-m-xylene	83	(39 - 130)
Decachlorobiphenyl	41	(10 - 147)

NOTE(S):

Calculations are performed before rounding to avoid round-off errors in calculated results.

LABORATORY CONTROL SAMPLE EVALUATION REPORT

GC Semivolatiles

Client Lot #...: A7J110400 **Work Order #...:** J80KT1AC **Matrix.....:** WATER
LCS Lot-Sample#: A7J150000-039
Prep Date.....: 10/15/07 **Analysis Date..:** 10/22/07
Prep Batch #...: 7288039
Dilution Factor: 1 **Final Wgt/Vol..:** 5 mL
Initial Wgt/Vol: 1000 mL

PARAMETER	PERCENT RECOVERY	RECOVERY LIMITS	METHOD
alpha-BHC	101	(44 - 137)	SW846 8081A
beta-BHC	100	(50 - 135)	SW846 8081A
delta-BHC	102	(58 - 160)	SW846 8081A
gamma-BHC (Lindane)	**106**	**(58 - 127)**	**SW846 8081A**
Heptachlor	**90**	**(48 - 150)**	**SW846 8081A**
Aldrin	**97**	**(53 - 128)**	**SW846 8081A**
Heptachlor epoxide	105	(50 - 127)	SW846 8081A
Endosulfan I	48 a	(50 - 160)	SW846 8081A
Dieldrin	**106**	**(50 - 124)**	**SW846 8081A**
4,4'-DDE	104	(50 - 130)	SW846 8081A
Endrin	**107**	**(50 - 137)**	**SW846 8081A**
Endosulfan II	59	(50 - 144)	SW846 8081A
4,4'-DDD	102	(50 - 137)	SW846 8081A
Endosulfan sulfate	95	(50 - 160)	SW846 8081A
4,4'-DDT	**89**	**(50 - 145)**	**SW846 8081A**
Methoxychlor	82	(50 - 160)	SW846 8081A
Endrin ketone	93	(50 - 150)	SW846 8081A
Endrin aldehyde	102	(30 - 160)	SW846 8081A
alpha-Chlordane	104	(50 - 122)	SW846 8081A
gamma-Chlordane	112	(50 - 130)	SW846 8081A

SURROGATE	PERCENT RECOVERY	RECOVERY LIMITS
Tetrachloro-m-xylene	93	(39 - 130)
Decachlorobiphenyl	50	(10 - 147)

NOTE(S):

Calculations are performed before rounding to avoid round-off errors in calculated results.

Bold print denotes control parameters

a Spiked analyte recovery is outside stated control limits.

Laboratory Control Sample / Laboratory Control Sample Duplicate Outlier Report

Method Batch : 7288039 **Analysis Method :** 8081A **Analysis Date :** 10/22/2007

Preparation Batch : 7288039 **Preparation Type :** 3520C **Preparation Date :** 10/15/2007

Lab Reporting Batch : A7J110400 **Lab ID:** STLCAN

			Reported Values		Project Limits (Percent)			
LCS Lab Sample ID	Matrix	Analyte Name	Percent Recovery	RPD	Rejection Point	Lower Limit	Upper Limit	RPD
A7J150000039C	AQ	Endosulfan I	48		30.00	50.00	160.00	30.00

Associated Samples

Client Sample ID	Lab Sample ID
FWGBKGmw-006C-0511-GW	A7J110400014
FWGBKGmw-018C-0519-GW	A7J110400010
FWGBKGmw-021C-0522-GW	A7J110400008
FWGBKGmw-DUP5-0555-GW	A7J110400012

Scope of Data Qualification: The outlier in the LCS qualifies that analyte in all samples with the same Preparation Batch ID as the LCS

Project Number and Name: 30240.0006.05 - RVAAP GW

LABORATORY CONTROL SAMPLE EVALUATION REPORT

GC Semivolatiles

Client Lot #...: A7J110400 **Work Order #...:** J82C31AC **Matrix.....:** WATER
LCS Lot-Sample#: A7J160000-038
Prep Date.....: 10/16/07 **Analysis Date..:** 10/23/07
Prep Batch #...: 7289038
Dilution Factor: 2 **Final Wgt/Vol..:** 5 mL
Initial Wgt/Vol: 1000 mL

PARAMETER	PERCENT RECOVERY	RECOVERY LIMITS	METHOD
alpha-BHC	95	(44 - 137)	SW846 8081A
beta-BHC	98	(50 - 135)	SW846 8081A
delta-BHC	91	(58 - 160)	SW846 8081A
gamma-BHC (Lindane)	**103**	**(58 - 127)**	**SW846 8081A**
Heptachlor	**99**	**(48 - 150)**	**SW846 8081A**
Aldrin	**95**	**(53 - 128)**	**SW846 8081A**
Heptachlor epoxide	104	(50 - 127)	SW846 8081A
Endosulfan I	45 a	(50 - 160)	SW846 8081A
Dieldrin	**104**	**(50 - 124)**	**SW846 8081A**
4,4'-DDE	99	(50 - 130)	SW846 8081A
Endrin	**106**	**(50 - 137)**	**SW846 8081A**
Endosulfan II	57	(50 - 144)	SW846 8081A
4,4'-DDD	107	(50 - 137)	SW846 8081A
Endosulfan sulfate	98	(50 - 160)	SW846 8081A
4,4'-DDT	**97**	**(50 - 145)**	**SW846 8081A**
Methoxychlor	96	(50 - 160)	SW846 8081A
Endrin ketone	100	(50 - 150)	SW846 8081A
Endrin aldehyde	102	(30 - 160)	SW846 8081A
alpha-Chlordane	101	(50 - 122)	SW846 8081A
gamma-Chlordane	108	(50 - 130)	SW846 8081A

SURROGATE	PERCENT RECOVERY	RECOVERY LIMITS
Tetrachloro-m-xylene	88	(39 - 130)
Decachlorobiphenyl	45	(10 - 147)

NOTE(S):

Calculations are performed before rounding to avoid round-off errors in calculated results.

Bold print denotes control parameters

a Spiked analyte recovery is outside stated control limits.

Laboratory Control Sample / Laboratory Control Sample Duplicate Outlier Report

Method Batch : 7289038 **Analysis Method :** 8081A **Analysis Date :** 10/23/2007

Preparation Batch : 7289038 **Preparation Type :** 3520C **Preparation Date :** 10/16/2007

Lab Reporting Batch : A7J110400 **Lab ID:** STLCAN

			Reported Values		Project Limits (Percent)			
LCS Lab Sample ID	Matrix	Analyte Name	Percent Recovery	RPD	Rejection Point	Lower Limit	Upper Limit	RPD
A7J160000038C	AQ	Endosulfan I	45		30.00	50.00	160.00	30.00

Associated Samples

Client Sample ID	Lab Sample ID
FWGBKGmw-004C-0509-GW	A7J110400001
FWGBKGmw-005C-0510-GW	A7J110400018
FWGBKGmw-008C-0512-GW	A7J110400003
FWGBKGmw-015C-0516-GW	A7J110400025
FWGBKGmw-016C-0517-GW	A7J110400005
FWGBKGmw-019C-0520-GW	A7J110400021
FWGBKGmw-020C-0521-GW	A7J110400023
FWGEQUIPRINSE4-0559-GW	A7J110400020

Scope of Data Qualification: The outlier in the LCS qualifies that analyte in all samples with the same Preparation Batch ID as the LCS

Project Number and Name: 30240.0006 - RVAAP (OH)

MATRIX SPIKE SAMPLE EVALUATION REPORT

GC Semivolatiles

Client Lot #...: A7J110400 **Work Order #...:** J8NP11AJ-MS **Matrix.....:** WATER
MS Lot-Sample #: A7J110121-005 J8NP11AK-MSD
Date Sampled...: 10/10/07 13:15 **Date Received..:** 10/11/07
Prep Date.....: 10/15/07 **Analysis Date..:** 10/22/07
Prep Batch #...: 7288039
Dilution Factor: 2 **Initial Wgt/Vol:** 515 mL **Final Wgt/Vol..:** 5 mL

PARAMETER	PERCENT RECOVERY	RECOVERY LIMITS	RPD	RPD LIMITS	METHOD
alpha-BHC	100	(62 - 133)			SW846 8081A
	102	(62 - 133)	2.2	(0-49)	SW846 8081A
beta-BHC	104	(37 - 157)			SW846 8081A
	105	(37 - 157)	1.0	(0-54)	SW846 8081A
delta-BHC	103	(36 - 176)			SW846 8081A
	105	(36 - 176)	2.0	(0-58)	SW846 8081A
gamma-BHC (Lindane)	**107**	**(30 - 148)**			**SW846 8081A**
	108	**(30 - 148)**	**0.76**	**(0-22)**	**SW846 8081A**
Heptachlor	**100**	**(30 - 150)**			**SW846 8081A**
	98	**(30 - 150)**	**2.2**	**(0-32)**	**SW846 8081A**
Aldrin	**98**	**(30 - 150)**			**SW846 8081A**
	101	**(30 - 150)**	**3.6**	**(0-33)**	**SW846 8081A**
Heptachlor epoxide	108	(57 - 138)			SW846 8081A
	109	(57 - 138)	1.1	(0-54)	SW846 8081A
Endosulfan I	52	(30 - 150)			SW846 8081A
	53	(30 - 150)	2.0	(0-36)	SW846 8081A
Dieldrin	**109**	**(35 - 141)**			**SW846 8081A**
	111	**(35 - 141)**	**1.7**	**(0-37)**	**SW846 8081A**
4,4'-DDE	105	(30 - 146)			SW846 8081A
	105	(30 - 146)	0.24	(0-87)	SW846 8081A
Endrin	**113**	**(30 - 150)**			**SW846 8081A**
	114	**(30 - 150)**	**0.50**	**(0-40)**	**SW846 8081A**
Endosulfan II	66	(30 - 150)			SW846 8081A
	65	(30 - 150)	0.86	(0-87)	SW846 8081A
4,4'-DDD	109	(30 - 150)			SW846 8081A
	107	(30 - 150)	2.3	(0-61)	SW846 8081A
Endosulfan sulfate	103	(47 - 143)			SW846 8081A
	101	(47 - 143)	2.3	(0-53)	SW846 8081A
4,4'-DDT	**103**	**(30 - 150)**			**SW846 8081A**
	97	**(30 - 150)**	**6.4**	**(0-50)**	**SW846 8081A**
Methoxychlor	98	(27 - 178)			SW846 8081A
	92	(27 - 178)	6.6	(0-64)	SW846 8081A
Endrin ketone	106	(45 - 130)			SW846 8081A
	101	(45 - 130)	4.8	(0-55)	SW846 8081A
Endrin aldehyde	108	(30 - 150)			SW846 8081A
	104	(30 - 150)	3.5	(0-97)	SW846 8081A
alpha-Chlordane	106	(38 - 140)			SW846 8081A
	107	(38 - 140)	1.0	(0-55)	SW846 8081A
gamma-Chlordane	115	(36 - 150)			SW846 8081A
	115	(36 - 150)	0.04	(0-57)	SW846 8081A

(Continued on next page)

MATRIX SPIKE SAMPLE EVALUATION REPORT

GC Semivolatiles

Client Lot #...: A7J110400 **Work Order #...:** J8NP11AJ-MS **Matrix.....:** WATER
MS Lot-Sample #: A7J110121-005 J8NP11AK-MSD

SURROGATE	PERCENT RECOVERY	RECOVERY LIMITS
Tetrachloro-m-xylene	93	(39 - 130)
	96	(39 - 130)
Decachlorobiphenyl	114	(10 - 147)
	118	(10 - 147)

NOTE(S):

Calculations are performed before rounding to avoid round-off errors in calculated results.

Bold print denotes control parameters

MATRIX SPIKE SAMPLE EVALUATION REPORT

GC Semivolatiles

Client Lot #...: A7J110400 **Work Order #...:** J8RHF1AJ-MS **Matrix.....:** WG
MS Lot-Sample #: A7J110400-001 J8RHF1AK-MSD
Date Sampled...: 10/11/07 09:10 **Date Received..:** 10/11/07
Prep Date.....: 10/16/07 **Analysis Date..:** 10/22/07
Prep Batch #...: 7289038
Dilution Factor: 2 **Initial Wgt/Vol:** 460 mL **Final Wgt/Vol..:** 5 mL

PARAMETER	PERCENT RECOVERY	RECOVERY LIMITS	RPD	RPD LIMITS	METHOD
alpha-BHC	98	(62 - 133)			SW846 8081A
	94	(62 - 133)	3.8	(0-49)	SW846 8081A
beta-BHC	99	(37 - 157)			SW846 8081A
	98	(37 - 157)	1.3	(0-54)	SW846 8081A
delta-BHC	79	(36 - 176)			SW846 8081A
	102	(36 - 176)	26	(0-58)	SW846 8081A
gamma-BHC (Lindane)	**104**	**(30 - 148)**			**SW846 8081A**
	102	**(30 - 148)**	**2.1**	**(0-22)**	**SW846 8081A**
Heptachlor	**101**	**(30 - 150)**			**SW846 8081A**
	98	**(30 - 150)**	**2.7**	**(0-32)**	**SW846 8081A**
Aldrin	**97**	**(30 - 150)**			**SW846 8081A**
	93	**(30 - 150)**	**4.0**	**(0-33)**	**SW846 8081A**
Heptachlor epoxide	104	(57 - 138)			SW846 8081A
	102	(57 - 138)	2.4	(0-54)	SW846 8081A
Endosulfan I	46	(30 - 150)			SW846 8081A
	45	(30 - 150)	0.92	(0-36)	SW846 8081A
Dieldrin	**105**	**(35 - 141)**			**SW846 8081A**
	103	**(35 - 141)**	**1.7**	**(0-37)**	**SW846 8081A**
4,4'-DDE	99	(30 - 146)			SW846 8081A
	99	(30 - 146)	0.13	(0-87)	SW846 8081A
Endrin	**105**	**(30 - 150)**			**SW846 8081A**
	108	**(30 - 150)**	**2.8**	**(0-40)**	**SW846 8081A**
Endosulfan II	57	(30 - 150)			SW846 8081A
	57	(30 - 150)	1.1	(0-87)	SW846 8081A
4,4'-DDD	107	(30 - 150)			SW846 8081A
	110	(30 - 150)	3.0	(0-61)	SW846 8081A
Endosulfan sulfate	96	(47 - 143)			SW846 8081A
	97	(47 - 143)	0.28	(0-53)	SW846 8081A
4,4'-DDT	**94**	**(30 - 150)**			**SW846 8081A**
	94	**(30 - 150)**	**0.0**	**(0-50)**	**SW846 8081A**
Methoxychlor	93	(27 - 178)			SW846 8081A
	87	(27 - 178)	7.3	(0-64)	SW846 8081A
Endrin ketone	96	(45 - 130)			SW846 8081A
	96	(45 - 130)	0.09	(0-55)	SW846 8081A
Endrin aldehyde	101	(30 - 150)			SW846 8081A
	102	(30 - 150)	1.8	(0-97)	SW846 8081A
alpha-Chlordane	101	(38 - 140)			SW846 8081A
	101	(38 - 140)	0.54	(0-55)	SW846 8081A
gamma-Chlordane	108	(36 - 150)			SW846 8081A
	109	(36 - 150)	0.50	(0-57)	SW846 8081A

(Continued on next page)

MATRIX SPIKE SAMPLE EVALUATION REPORT

GC Semivolatiles

Client Lot #...: A7J110400 **Work Order #...:** J8RHF1AJ-MS **Matrix.....:** WG
MS Lot-Sample #: A7J110400-001 J8RHF1AK-MSD

SURROGATE	PERCENT RECOVERY	RECOVERY LIMITS
Tetrachloro-m-xylene	91	(39 - 130)
	95	(39 - 130)
Decachlorobiphenyl	110	(10 - 147)
	99	(10 - 147)

NOTE(S):

Calculations are performed before rounding to avoid round-off errors in calculated results.

Bold print denotes control parameters

Matrix Spike / Matrix Spike Duplicate Recovery and RPD Outlier Report

Method Batch : 7289038 **Analysis Method :** 8081A **Analysis Date :** 10/22/2007

Preparation Batch : 7289038 **Preparation Type :** 3520C **Preparation Date :** 10/16/2007

Lab Reporting Batch : A7J110400 **Lab ID:** STLCAN

Client Sample ID	Lab Sample ID	Matrix	Analyte Name	Reported *		Project Limits (Percent)			
				Percent Recovery	RPD	Rejection Point**	Lower Limit	Upper Limit	RPD
FWGBKGmw-004C-0509	A7J110400001D	AQ	delta-BHC		26	0.00	40.00	140.00	20.00

Associated Samples: Parent sample only	
Client Sample ID	**Lab Sample ID**
FWGBKGmw-004C-0509-GW	A7J110400001

No qualifications, there were no other QC outliers.

dlw
12/14/07

* Only those Percent Recovery and/or RPD values outside project limits are listed in this report.
** Metal are also assessed against an upper rejection point of 150 percent for waters and 200 percent for soils and sediments

Project Number and Name: 30240.0006 - RVAAP (OH)

POLYCHLORINATED BIPHENYLS DATA

Environmental Quality Mgt., Inc.

Client Sample ID: FWGBKGmw-004C-0509-GW

GC Semivolatiles

Lot-Sample #...: A7J110400-001 **Work Order #...:** J8RHF1AT **Matrix.....:** WG
Date Sampled...: 10/11/07 09:10 **Date Received..:** 10/11/07
Prep Date.....: 10/15/07 **Analysis Date..:** 10/17/07
Prep Batch #...: 7288036
Dilution Factor: 1 **Initial Wgt/Vol:** 830 mL **Final Wgt/Vol..:** 2 mL
Method.....: SW846 8082

PARAMETER	RESULT	REPORTING LIMIT	UNITS	MDL
Aroclor 1016	ND	0.50	ug/L	0.044
Aroclor 1221	ND	0.50	ug/L	0.045
Aroclor 1232	ND	0.50	ug/L	0.073
Aroclor 1242	ND	0.50	ug/L	0.060
Aroclor 1248	ND	0.50	ug/L	0.061
Aroclor 1254	ND	0.50	ug/L	0.032
Aroclor 1260	ND	0.50	ug/L	0.038

SURROGATE	PERCENT RECOVERY	RECOVERY LIMITS
Tetrachloro-m-xylene	85	(27 - 130)
Decachlorobiphenyl	94	(10 - 127)

Environmental Quality Mgt., Inc.

Client Sample ID: FWGBKGmw-008C-0512-GW

GC Semivolatiles

Lot-Sample #...:	A7J110400-003	**Work Order #...:**	J8RHR1AH	**Matrix.....:**	WG
Date Sampled...:	10/11/07 11:15	**Date Received..:**	10/11/07		
Prep Date.....:	10/15/07	**Analysis Date..:**	10/17/07		
Prep Batch #...:	7288036				
Dilution Factor:	1	**Initial Wgt/Vol:**	960 mL	**Final Wgt/Vol..:**	2 mL
		Method.....:	SW846 8082		

PARAMETER	RESULT	REPORTING LIMIT	UNITS	MDL
Aroclor 1016	ND	0.50	ug/L	0.044
Aroclor 1221	ND	0.50	ug/L	0.045
Aroclor 1232	ND	0.50	ug/L	0.073
Aroclor 1242	ND	0.50	ug/L	0.060
Aroclor 1248	ND	0.50	ug/L	0.061
Aroclor 1254	ND	0.50	ug/L	0.032
Aroclor 1260	ND	0.50	ug/L	0.038

SURROGATE	PERCENT RECOVERY	RECOVERY LIMITS
Tetrachloro-m-xylene	78	(27 - 130)
Decachlorobiphenyl	87	(10 - 127)

Environmental Quality Mgt., Inc.

Client Sample ID: FWGBKGmw-016C-0517-GW

GC Semivolatiles

Lot-Sample #...: A7J110400-005 **Work Order #...:** J8RHV1AH **Matrix.....:** WG
Date Sampled...: 10/11/07 13:00 **Date Received..:** 10/11/07
Prep Date.....: 10/15/07 **Analysis Date..:** 10/17/07
Prep Batch #...: 7288036
Dilution Factor: 1 **Initial Wgt/Vol:** 1000 mL **Final Wgt/Vol..:** 2 mL
Method.....: SW846 8082

PARAMETER	RESULT	REPORTING LIMIT	UNITS	MDL
Aroclor 1016	ND	0.50	ug/L	0.044
Aroclor 1221	ND	0.50	ug/L	0.045
Aroclor 1232	ND	0.50	ug/L	0.073
Aroclor 1242	ND	0.50	ug/L	0.060
Aroclor 1248	ND	0.50	ug/L	0.061
Aroclor 1254	ND	0.50	ug/L	0.032
Aroclor 1260	ND	0.50	ug/L	0.038

SURROGATE	PERCENT RECOVERY	RECOVERY LIMITS
Tetrachloro-m-xylene	72	(27 - 130)
Decachlorobiphenyl	62	(10 - 127)

Environmental Quality Mgt., Inc.

Client Sample ID: FWGBKGmw-021C-0522-GW

GC Semivolatiles

Lot-Sample #...:	A7J110400-008	**Work Order #...:**	J8RH01AH	**Matrix.....:**	WG
Date Sampled...:	10/11/07 09:30	**Date Received..:**	10/11/07		
Prep Date.....:	10/15/07	**Analysis Date..:**	10/17/07		
Prep Batch #...:	7288036				
Dilution Factor:	1	**Initial Wgt/Vol:**	950 mL	**Final Wgt/Vol..:**	2 mL
		Method.....:	SW846 8082		

PARAMETER	RESULT	REPORTING LIMIT	UNITS	MDL
Aroclor 1016	ND	0.50	ug/L	0.044
Aroclor 1221	ND	0.50	ug/L	0.045
Aroclor 1232	ND	0.50	ug/L	0.073
Aroclor 1242	ND	0.50	ug/L	0.060
Aroclor 1248	ND	0.50	ug/L	0.061
Aroclor 1254	ND	0.50	ug/L	0.032
Aroclor 1260	ND	0.50	ug/L	0.038

SURROGATE	PERCENT RECOVERY	RECOVERY LIMITS
Tetrachloro-m-xylene	59	(27 - 130)
Decachlorobiphenyl	31	(10 - 127)

Environmental Quality Mgt., Inc.

Client Sample ID: FWGBKGmw-018C-0519-GW

GC Semivolatiles

Lot-Sample #...:	A7J110400-010	**Work Order #...:**	J8RH21AH	**Matrix.....:**	WG
Date Sampled...:	10/11/07 11:25	**Date Received..:**	10/11/07		
Prep Date.....:	10/15/07	**Analysis Date..:**	10/17/07		
Prep Batch #...:	7288036				
Dilution Factor:	1	**Initial Wgt/Vol:**	1050 mL	**Final Wgt/Vol..:**	2 mL
		Method.....:	SW846 8082		

PARAMETER	RESULT	REPORTING LIMIT	UNITS	MDL
Aroclor 1016	ND	0.50	ug/L	0.044
Aroclor 1221	ND	0.50	ug/L	0.045
Aroclor 1232	ND	0.50	ug/L	0.073
Aroclor 1242	ND	0.50	ug/L	0.060
Aroclor 1248	ND	0.50	ug/L	0.061
Aroclor 1254	ND	0.50	ug/L	0.032
Aroclor 1260	ND	0.50	ug/L	0.038

SURROGATE	PERCENT RECOVERY	RECOVERY LIMITS
Tetrachloro-m-xylene	72	(27 - 130)
Decachlorobiphenyl	78	(10 - 127)

Environmental Quality Mgt., Inc.

Client Sample ID: FWGBKGmw-DUP5-0555-GW

GC Semivolatiles

Lot-Sample #...:	A7J110400-012	**Work Order #...:**	J8RH41AH	**Matrix.....:**	WG
Date Sampled...:	10/11/07 11:25	**Date Received..:**	10/11/07		
Prep Date.....:	10/15/07	**Analysis Date..:**	10/17/07		
Prep Batch #...:	7288036				
Dilution Factor:	1	**Initial Wgt/Vol:**	1010 mL	**Final Wgt/Vol..:**	2 mL
		Method.....:	SW846 8082		

PARAMETER	RESULT	REPORTING LIMIT	UNITS	MDL
Aroclor 1016	ND	0.50	ug/L	0.044
Aroclor 1221	ND	0.50	ug/L	0.045
Aroclor 1232	ND	0.50	ug/L	0.073
Aroclor 1242	ND	0.50	ug/L	0.060
Aroclor 1248	ND	0.50	ug/L	0.061
Aroclor 1254	ND	0.50	ug/L	0.032
Aroclor 1260	ND	0.50	ug/L	0.038

SURROGATE	PERCENT RECOVERY	RECOVERY LIMITS
Tetrachloro-m-xylene	70	(27 - 130)
Decachlorobiphenyl	89	(10 - 127)

Environmental Quality Mgt., Inc.

Client Sample ID: FWGBKGmw-006C-0511-GW

GC Semivolatiles

Lot-Sample #...:	A7J110400-014	**Work Order #...:**	J8RH61AH	**Matrix.....:**	WG
Date Sampled...:	10/11/07 13:50	**Date Received..:**	10/11/07		
Prep Date.....:	10/15/07	**Analysis Date..:**	10/17/07		
Prep Batch #...:	7288036				
Dilution Factor:	1	**Initial Wgt/Vol:**	1020 mL	**Final Wgt/Vol..:**	2 mL
		Method.....:	SW846 8082		

PARAMETER	RESULT	REPORTING LIMIT	UNITS	MDL
Aroclor 1016	ND	0.50	ug/L	0.044
Aroclor 1221	ND	0.50	ug/L	0.045
Aroclor 1232	ND	0.50	ug/L	0.073
Aroclor 1242	ND	0.50	ug/L	0.060
Aroclor 1248	ND	0.50	ug/L	0.061
Aroclor 1254	ND	0.50	ug/L	0.032
Aroclor 1260	ND	0.50	ug/L	0.038

SURROGATE	PERCENT RECOVERY	RECOVERY LIMITS
Tetrachloro-m-xylene	76	(27 - 130)
Decachlorobiphenyl	47	(10 - 127)

Environmental Quality Mgt., Inc.

Client Sample ID: FWGBKGmw-005C-0510-GW

GC Semivolatiles

Lot-Sample #...:	A7J110400-018	**Work Order #...:**	J8RJA1AH	**Matrix.....:**	WG
Date Sampled...:	10/11/07 10:00	**Date Received..:**	10/11/07		
Prep Date.....:	10/15/07	**Analysis Date..:**	10/17/07		
Prep Batch #...:	7288036				
Dilution Factor:	1	**Initial Wgt/Vol:**	990 mL	**Final Wgt/Vol..:**	2 mL
		Method.....:	SW846 8082		

PARAMETER	RESULT	REPORTING LIMIT	UNITS	MDL
Aroclor 1016	ND	0.50	ug/L	0.044
Aroclor 1221	ND	0.50	ug/L	0.045
Aroclor 1232	ND	0.50	ug/L	0.073
Aroclor 1242	ND	0.50	ug/L	0.060
Aroclor 1248	ND	0.50	ug/L	0.061
Aroclor 1254	ND	0.50	ug/L	0.032
Aroclor 1260	ND	0.50	ug/L	0.038

SURROGATE	PERCENT RECOVERY	RECOVERY LIMITS
Tetrachloro-m-xylene	68	(27 - 130)
Decachlorobiphenyl	52	(10 - 127)

Environmental Quality Mgt., Inc.

Client Sample ID: FWGEQUIPRINSE4-0559-GW

GC Semivolatiles

Lot-Sample #...:	A7J110400-020	**Work Order #...:**	J8RJE1AG	**Matrix.....:**	WQ
Date Sampled...:	10/11/07 10:45	**Date Received..:**	10/11/07		
Prep Date.....:	10/15/07	**Analysis Date..:**	10/17/07		
Prep Batch #...:	7288036				
Dilution Factor:	1	**Initial Wgt/Vol:**	970 mL	***Final* Wgt/Vol..:**	2 mL
		Method.....:	SW846 8082		

PARAMETER	RESULT	REPORTING LIMIT	UNITS	MDL
Aroclor 1016	ND	0.50	ug/L	0.044
Aroclor 1221	ND	0.50	ug/L	0.045
Aroclor 1232	ND	0.50	ug/L	0.073
Aroclor 1242	ND	0.50	ug/L	0.060
Aroclor 1248	ND	0.50	ug/L	0.061
Aroclor 1254	ND	0.50	ug/L	0.032
Aroclor 1260	ND	0.50	ug/L	0.038

SURROGATE	PERCENT RECOVERY	RECOVERY LIMITS
Tetrachloro-m-xylene	74	(27 - 130)
Decachlorobiphenyl	40	(10 - 127)

Environmental Quality Mgt., Inc.

Client Sample ID: FWGBKGmw-019C-0520-GW

GC Semivolatiles

Lot-Sample #...:	A7J110400-021	**Work Order #...:**	J8RJF1AH	**Matrix.....:**	WG
Date Sampled...:	10/11/07 11:55	**Date Received..:**	10/11/07		
Prep Date.....:	10/15/07	**Analysis Date..:**	10/17/07		
Prep Batch #...:	7288036				
Dilution Factor:	1	**Initial Wgt/Vol:**	1050 mL	**Final Wgt/Vol..:**	2 mL
		Method.....:	SW846 8082		

PARAMETER	RESULT	REPORTING LIMIT	UNITS	MDL
Aroclor 1016	ND	0.50	ug/L	0.044
Aroclor 1221	ND	0.50	ug/L	0.045
Aroclor 1232	ND	0.50	ug/L	0.073
Aroclor 1242	ND	0.50	ug/L	0.060
Aroclor 1248	ND	0.50	ug/L	0.061
Aroclor 1254	ND	0.50	ug/L	0.032
Aroclor 1260	ND	0.50	ug/L	0.038

SURROGATE	PERCENT RECOVERY	RECOVERY LIMITS
Tetrachloro-m-xylene	80	(27 - 130)
Decachlorobiphenyl	29	(10 - 127)

Environmental Quality Mgt., Inc.

Client Sample ID: FWGBKGmw-020C-0521-GW

GC Semivolatiles

Lot-Sample #...:	A7J110400-023	**Work Order #...:**	J8RJH1AH	**Matrix.....:**	WG
Date Sampled...:	10/11/07 13:15	**Date Received..:**	10/11/07		
Prep Date.....:	10/15/07	**Analysis Date..:**	10/17/07		
Prep Batch #...:	7288036				
Dilution Factor:	1	**Initial Wgt/Vol:**	1010 mL	**Final Wgt/Vol..:**	2 mL
		Method.....:	SW846 8082		

PARAMETER	RESULT	REPORTING LIMIT	UNITS	MDL
Aroclor 1016	ND	0.50	ug/L	0.044
Aroclor 1221	ND	0.50	ug/L	0.045
Aroclor 1232	ND	0.50	ug/L	0.073
Aroclor 1242	ND	0.50	ug/L	0.060
Aroclor 1248	ND	0.50	ug/L	0.061
Aroclor 1254	ND	0.50	ug/L	0.032
Aroclor 1260	ND	0.50	ug/L	0.038

SURROGATE	PERCENT RECOVERY	RECOVERY LIMITS
Tetrachloro-m-xylene	65	(27 - 130)
Decachlorobiphenyl	77	(10 - 127)

Environmental Quality Mgt., Inc.

Client Sample ID: FWGBKGmw-015C-0516-GW

GC Semivolatiles

Lot-Sample #...: A7J110400-025 **Work Order #...:** J8RJK1AH **Matrix.....:** WG
Date Sampled...: 10/10/07 16:30 **Date Received..:** 10/11/07
Prep Date.....: 10/15/07 **Analysis Date..:** 10/17/07
Prep Batch #...: 7288036
Dilution Factor: 1 **Initial Wgt/Vol:** 930 mL **Final Wgt/Vol..:** 2 mL
Method.....: SW846 8082

PARAMETER	RESULT	REPORTING LIMIT	UNITS	MDL
Aroclor 1016	ND	0.50	ug/L	0.044
Aroclor 1221	ND	0.50	ug/L	0.045
Aroclor 1232	ND	0.50	ug/L	0.073
Aroclor 1242	ND	0.50	ug/L	0.060
Aroclor 1248	ND	0.50	ug/L	0.061
Aroclor 1254	ND	0.50	ug/L	0.032
Aroclor 1260	ND	0.50	ug/L	0.038

SURROGATE	PERCENT RECOVERY	RECOVERY LIMITS
Tetrachloro-m-xylene	79	(27 - 130)
Decachlorobiphenyl	85	(10 - 127)

Data File: \\CANSVR11\dd\chem\GCS\a2hp10.i\71017-1.b\044F4401.D
Report Date: 18-Oct-2007 00:43

STL North Canton

CONTINUING CALIBRATION COMPOUNDS

Instrument ID: a2hp10.i Injection Date: 18-OCT-2007 00:32
Lab File ID: 044F4401.D Init. Cal. Date(s): 14-SEP-2007 10-OCT-2007
Analysis Type: wipe Init. Cal. Times: 15:17 01:35
Lab Sample ID: E142 Quant Type: ESTD
Method: \\CANSVR11\dd\chem\GCS\a2hp10.i\71017-1.b\PCB10.m

COMPOUND	RRF / AMOUNT	RF0.500	MIN RRF	%D / %DRIFT	MAX %D / %DRIFT	CURVE TYPE	
$ 1 TCMX	68357827	78973520	0.010	-15.52959	15.00000	Averaged	<-
3 AROCLOR-1016 (1)	645798	706368	0.010	-9.37911	15.00000	Averaged	
(2)	1040548	1153892	0.010	-10.89274	15.00000	Averaged	
(3)	1915147	2232896	0.010	-16.59139	15.00000	Averaged	<-
(4)	691439	772546	0.010	-11.73024	15.00000	Averaged	
(5)	766782	861110	0.010	-12.30180	15.00000	Averaged	
8 AROCLOR-1260 (1)	2917872	3177298	0.010	-8.89092	15.00000	Averaged	
(2)	5294624	5961612	0.010	-12.59745	15.00000	Averaged	
(3)	4946867	5699076	0.010	-15.20576	15.00000	Averaged	<-
(4)	6902009	8201190	0.010	-18.82323	15.00000	Averaged	<-
(5)	3405831	4060422	0.010	-19.21973	15.00000	Averaged	<-
$ 12 DCB	63714037	76920240	0.010	-20.72731	15.00000	Averaged	<-

Data File: \\cansvr11\DD\chem\GCS\a2hp10.i\71017-1.b\007F0701.D
Report Date: 18-Oct-2007 10:16

STL North Canton

CONTINUING CALIBRATION COMPOUNDS

Instrument ID: a2hp10.i Injection Date: 17-OCT-2007 15:08
Lab File ID: 007F0701.D Init. Cal. Date(s): 14-SEP-2007 10-OCT-2007
Analysis Type: Init. Cal. Times: 15:17 01:35
Lab Sample ID: MRL Quant Type: ESTD
Method: \\CANSVR11\dd\chem\GCS\a2hp10.i\71017-1.b\PCB10.m

COMPOUND	RRF / AMOUNT	MIN RF0.050	MIN RRF	%D / %DRIFT	MAX %D / %DRIFT	CURVE TYPE	
$ 1 TCMX	68357827	71536800	0.010	-4.65049	15.00000	Averaged	
3 AROCLOR-1016 (1)	645798	751740	0.010	-16.40484	15.00000	Averaged	<-
(2)	1040548	1252280	0.010	-20.34814	15.00000	Averaged	<-
(3)	1915147	2137560	0.010	-11.61339	15.00000	Averaged	
(4)	691439	1164360	0.010	-68.39674	15.00000	Averaged	<-
(5)	766782	1282900	0.010	-67.30961	15.00000	Averaged	<-
8 AROCLOR-1260 (1)	2917872	4336820	0.010	-48.62953	15.00000	Averaged	<-
(2)	5294624	8405420	0.010	-58.75385	15.00000	Averaged	<-
(3)	4946867	8523840	0.010	-72.30783	15.00000	Averaged	<-
(4)	6902009	8744360	0.010	-26.69296	15.00000	Averaged	<-
(5)	3405831	5226880	0.010	-53.46859	15.00000	Averaged	<-
$ 12 DCB	63714037	83009600	0.010	-30.28463	15.00000	Averaged	<-

Data File: \\cansvr11\DD\chem\GCS\a2hp10.i\71017-1.b\069F6901.D
Report Date: 18-Oct-2007 10:16

STL North Canton

CONTINUING CALIBRATION COMPOUNDS

Instrument ID: a2hp10.i Injection Date: 18-OCT-2007 06:53
Lab File ID: 069F6901.D Init. Cal. Date(s): 14-SEP-2007 10-OCT-2007
Analysis Type: Init. Cal. Times: 15:17 01:35
Lab Sample ID: MRL Quant Type: ESTD
Method: \\CANSVR11\dd\chem\GCS\a2hp10.i\71017-1.b\PCB10.m

COMPOUND	RRF / AMOUNT	RF0.050	MIN RRF	%D / %DRIFT	MAX %D / %DRIFT	CURVE TYPE	
$ 1 TCMX	68357827	77581200	0.010	-13.49278	15.00000	Averaged	
3 AROCLOR-1016 (1)	645798	773060	0.010	-19.70618	15.00000	Averaged	<-
(2)	1040548	1238560	0.010	-19.02961	15.00000	Averaged	<-
(3)	1915147	2134600	0.010	-11.45884	15.00000	Averaged	
(4)	691439	888920	0.010	-28.56095	15.00000	Averaged	<-
(5)	766782	981420	0.010	-27.99205	15.00000	Averaged	<-
8 AROCLOR-1260 (1)	2917872	3699240	0.010	-26.77868	15.00000	Averaged	<-
(2)	5294624	6938660	0.010	-31.05104	15.00000	Averaged	<-
(3)	4946867	5877160	0.010	-18.80569	15.00000	Averaged	<-
(4)	6902009	8692500	0.010	-25.94159	15.00000	Averaged	<-
(5)	3405831	4434100	0.010	-30.19145	15.00000	Averaged	<-
$ 12 DCB	63714037	85351600	0.010	-33.96043	15.00000	Averaged	<-

METHOD BLANK REPORT

GC Semivolatiles

Client Lot #...: A7J110400 **Work Order #...:** J80KQ1AA **Matrix.....:** WATER
MB Lot-Sample #: A7J150000-036

Prep Date.....: 10/15/07 **Final Wgt/Vol..:** 2 mL
Analysis Date..: 10/18/07 **Prep Batch #...:** 7288036
Dilution Factor: 1 **Initial Wgt/Vol:** 1000 mL

PARAMETER	RESULT	REPORTING LIMIT	UNITS	METHOD
Aroclor 1016	ND	0.50	ug/L	SW846 8082
Aroclor 1221	ND	0.50	ug/L	SW846 8082
Aroclor 1232	ND	0.50	ug/L	SW846 8082
Aroclor 1242	ND	0.50	ug/L	SW846 8082
Aroclor 1248	ND	0.50	ug/L	SW846 8082
Aroclor 1254	ND	0.50	ug/L	SW846 8082
Aroclor 1260	ND	0.50	ug/L	SW846 8082

SURROGATE	PERCENT RECOVERY	RECOVERY LIMITS
Tetrachloro-m-xylene	78	(27 - 130)
Decachlorobiphenyl	96	(10 - 127)

NOTE(S):

Calculations are performed before rounding to avoid round-off errors in calculated results.

LABORATORY CONTROL SAMPLE EVALUATION REPORT

GC Semivolatiles

Client Lot #...: A7J110400 **Work Order #...:** J80KQ1AC **Matrix.....:** WATER
LCS Lot-Sample#: A7J150000-036
Prep Date.....: 10/15/07 **Analysis Date..:** 10/18/07
Prep Batch #...: 7288036
Dilution Factor: 5 **Final Wgt/Vol..:** 2 mL
Initial Wgt/Vol: 1000 mL

PARAMETER	PERCENT RECOVERY	RECOVERY LIMITS	METHOD
Aroclor 1016	**92**	**(44 - 119)**	**SW846 8082**
Aroclor 1260	**86**	**(41 - 118)**	**SW846 8082**

SURROGATE	PERCENT RECOVERY	RECOVERY LIMITS
Tetrachloro-m-xylene	89	(27 - 130)
Decachlorobiphenyl	40	(10 - 127)

NOTE(S):

Calculations are performed before rounding to avoid round-off errors in calculated results.

Bold print denotes control parameters

MATRIX SPIKE SAMPLE EVALUATION REPORT

GC Semivolatiles

Client Lot #...: A7J110400 **Work Order #...:** J8RHF1AU-MS **Matrix.....:** WG
MS Lot-Sample #: A7J110400-001 J8RHF1AV-MSD
Date Sampled...: 10/11/07 09:10 **Date Received..:** 10/11/07
Prep Date.....: 10/15/07 **Analysis Date..:** 10/17/07
Prep Batch #...: 7288036
Dilution Factor: 5 **Initial Wgt/Vol:** 430 mL **Final Wgt/Vol..:** 2 mL

PARAMETER	PERCENT RECOVERY	RECOVERY LIMITS	RPD	RPD LIMITS	METHOD
Aroclor 1016	**93**	**(10 - 166)**			**SW846 8082**
	88	**(10 - 166)**	**5.6**	**(0-30)**	**SW846 8082**
Aroclor 1260	**90**	**(21 - 140)**			**SW846 8082**
	83	**(21 - 140)**	**7.5**	**(0-30)**	**SW846 8082**

SURROGATE	PERCENT RECOVERY	RECOVERY LIMITS
Tetrachloro-m-xylene	84	(27 - 130)
	74	(27 - 130)
Decachlorobiphenyl	57	(10 - 127)
	52	(10 - 127)

NOTE(S):

Calculations are performed before rounding to avoid round-off errors in calculated results.

Bold print denotes control parameters

Surrogate Recovery Outlier Report

Lab Report Batch: A7J110400 **Lab ID:** STLCAN

Client Sample ID	Lab Sample ID	Analysis Method	Dilution	Matrix	Surrogate	Percent Recovery	Criteria (percent) Lower Limit	Upper Limit	Reject Point	Associated Target Analytes
FWGBKGmw-004C-0509-GW	A7J110400001	8081A	1	AQ	Decachlorobiphenyl	45	50.0	150.0	10.0	All Target
		8270C			2,4,6-Tribromophenol	49	50.0	150.0	10.0	Acid
					2-Fluorophenol	41	50.0	150.0	10.0	Acid
FWGBKGmw-006C-0511-GW	A7J110400014	8081A	1	AQ	Decachlorobiphenyl	46	50.0	150.0	10.0	All Target
		8082			Decachlorobiphenyl	47	50.0	150.0	10.0	All Target
FWGBKGmw-019C-0520-GW	A7J110400021	8081A	1	AQ	Decachlorobiphenyl	44	50.0	150.0	10.0	All Target
		8082			Decachlorobiphenyl	29	50.0	150.0	10.0	All Target
FWGBKGmw-021C-0522-GW	A7J110400008	8081A	1	AQ	Decachlorobiphenyl	33	50.0	150.0	10.0	All Target
					Tetrachloro-m-xylene	49	50.0	150.0	10.0	All Target
		8082			Decachlorobiphenyl	31	50.0	150.0	10.0	All Target
FWGEQUIPRINSE4-0559-GW	A7J110400020	8082	1	AQ	Decachlorobiphenyl	40	50.0	150.0	10.0	All Target

METALS DATA

Environmental Quality Mgt., Inc.

Client Sample ID: FWGBKGmw-004C-0509-GF

TOTAL Metals

Lot-Sample #...: A7J110400-002 **Matrix.....:** WG
Date Sampled...: 10/11/07 09:10 **Date Received..:** 10/11/07

PARAMETER	RESULT	REPORTING LIMIT	UNITS	METHOD	PREPARATION-ANALYSIS DATE	WORK ORDER #
Prep Batch #...: 7285016						
Silver	ND	5.0	ug/L	SW846 6010B	10/12/07	J8RHP1C7
		Dilution Factor: 1		Analysis Time..: 18:57	Analyst ID.....: 001644	
		Instrument ID..: I5		MDL.....: 2.2		
Aluminum	ND	50.0	ug/L	SW846 6020	10/12-10/18/07	J8RHP1AA
		Dilution Factor: 1		Analysis Time..: 18:00	Analyst ID.....: 002260	
		Instrument ID..: I7		MDL.....: 9.3		
Arsenic	ND	5.0	ug/L	SW846 6010B	10/12/07	J8RHP1A1
		Dilution Factor: 1		Analysis Time..: 18:57	Analyst ID.....: 001644	
		Instrument ID..: I5		MDL.....: 3.2		
Barium	**21.9**	**10.0**	**ug/L**	**SW846 6010B**	**10/12/07**	**J8RHP1CE**
		Dilution Factor: 1		Analysis Time..: 18:57	Analyst ID.....: 001644	
		Instrument ID..: I5		MDL.....: 0.67		
Beryllium	ND	1.0	ug/L	SW846 6020	10/12-10/18/07	J8RHP1AH
		Dilution Factor: 1		Analysis Time..: 18:00	Analyst ID.....: 002260	
		Instrument ID..: I7		MDL.....: 0.20		
Calcium	**20100**	**1000**	**ug/L**	**SW846 6010B**	**10/12/07**	**J8RHP1CH**
		Dilution Factor: 1		Analysis Time..: 18:57	Analyst ID.....: 001644	
		Instrument ID..: I5		MDL.....: 130		
Cadmium	ND	0.50	ug/L	SW846 6020	10/12-10/18/07	J8RHP1AL
		Dilution Factor: 1		Analysis Time..: 18:00	Analyst ID.....: 002260	
		Instrument ID..: I7		MDL.....: 0.092		
Cobalt	ND	5.0	ug/L	SW846 6010B	10/12/07	J8RHP1CL
		Dilution Factor: 1		Analysis Time..: 18:57	Analyst ID.....: 001644	
		Instrument ID..: I5		MDL.....: 1.7		
Chromium	ND	5.0	ug/L	SW846 6010B	10/12/07	J8RHP1DH
		Dilution Factor: 1		Analysis Time..: 18:57	Analyst ID.....: 001644	
		Instrument ID..: I5		MDL.....: 2.2		
Copper	ND	5.0	ug/L	SW846 6010B	10/12/07	J8RHP1CP
		Dilution Factor: 1		Analysis Time..: 18:57	Analyst ID.....: 001644	
		Instrument ID..: I5		MDL.....: 4.5		

(Continued on next page)

Environmental Quality Mgt., Inc.

Client Sample ID: FWGBKGmw-004C-0509-GF

TOTAL Metals

Lot-Sample #...: A7J110400-002 **Matrix.....:** WG

PARAMETER	RESULT	REPORTING LIMIT	UNITS	METHOD	PREPARATION-ANALYSIS DATE	WORK ORDER #
Iron	**60.0**	**20.0**	**ug/L**	**SW846 6020**	**10/12-10/18/07**	**J8RHP1AP**
		Dilution Factor: 1		Analysis Time..: 18:00	Analyst ID.....: 002260	
		Instrument ID..: I7		MDL.....: 15.0		
Mercury	ND	0.20	ug/L	SW846 7470A	10/12-10/15/07	J8RHP1CA
		Dilution Factor: 1		Analysis Time..: 15:15	Analyst ID.....: 001086	
		Instrument ID..: H4		MDL.....: 0.090		
Potassium	**707 B,J**	**1000**	**ug/L**	**SW846 6010B**	**10/12/07**	**J8RHP1C4**
		Dilution Factor: 1		Analysis Time..: 18:57	Analyst ID.....: 001644	
		Instrument ID..: I5		MDL.....: 72.0		
Magnesium	**6250**	**1000**	**ug/L**	**SW846 6010B**	**10/12/07**	**J8RHP1CT**
		Dilution Factor: 1		Analysis Time..: 18:57	Analyst ID.....: 001644	
		Instrument ID..: I5		MDL.....: 34.0		
Manganese	**0.65 B,J**	**10.0**	**ug/L**	**SW846 6010B**	**10/12/07**	**J8RHP1CW**
		Dilution Factor: 1		Analysis Time..: 18:57	Analyst ID.....: 001644	
		Instrument ID..: I5		MDL.....: 0.41		
Sodium	**15900**	**1000**	**ug/L**	**SW846 6010B**	**10/12/07**	**J8RHP1DA**
		Dilution Factor: 1		Analysis Time..: 18:57	Analyst ID.....: 001644	
		Instrument ID..: I5		MDL.....: 590		
Nickel	ND	10.0	ug/L	SW846 6010B	10/12/07	J8RHP1C1
		Dilution Factor: 1		Analysis Time..: 18:57	Analyst ID.....: 001644	
		Instrument ID..: I5		MDL.....: 3.2		
Lead	ND	3.0	ug/L	SW846 6010B	10/12/07	J8RHP1A4
		Dilution Factor: 1		Analysis Time..: 18:57	Analyst ID.....: 001644	
		Instrument ID..: I5		MDL.....: 1.9		
Antimony	**0.28 B**	**2.0**	**ug/L**	**SW846 6020**	**10/12-10/18/07**	**J8RHP1AE**
		Dilution Factor: 1		Analysis Time..: 18:00	Analyst ID.....: 002260	
		Instrument ID..: I7		MDL.....: 0.13		
Selenium	ND	5.0	ug/L	SW846 6010B	10/12/07	J8RHP1A7
		Dilution Factor: 1		Analysis Time..: 18:57	Analyst ID.....: 001644	
		Instrument ID..: I5		MDL.....: 4.1		

(Continued on next page)

Environmental Quality Mgt., Inc.

Client Sample ID: FWGBKGmw-004C-0509-GF

TOTAL Metals

Lot-Sample #...: A7J110400-002 **Matrix.....:** WG

PARAMETER	RESULT	REPORTING LIMIT	UNITS	METHOD	PREPARATION-ANALYSIS DATE	WORK ORDER #
Thallium	ND	1.0	ug/L	SW846 6020	10/12-10/18/07	J8RHP1AT
		Dilution Factor: 1		Analysis Time..: 18:00	Analyst ID.....: 002260	
		Instrument ID..: I7		MDL.....: 0.14		
Vanadium	ND	10.0	ug/L	SW846 6010B	10/12/07	J8RHP1DE
		Dilution Factor: 1		Analysis Time..: 18:57	Analyst ID.....: 001644	
		Instrument ID..: I5		MDL.....: 0.64		
Zinc	**5.5 B,J**	**10.0**	**ug/L**	**SW846 6020**	**10/12-10/18/07**	**J8RHP1AW**
		Dilution Factor: 1		Analysis Time..: 18:00	Analyst ID.....: 002260	
		Instrument ID..: I7		MDL.....: 2.0		

NOTE(S):

B Estimated result. Result is less than RL.

J Method blank contamination. The associated method blank contains the target analyte at a reportable level.

Environmental Quality Mgt., Inc.

Client Sample ID: FWGBKGmw-008C-0512-GF

TOTAL Metals

Lot-Sample #...: A7J110400-004 **Matrix.....:** WG
Date Sampled...: 10/11/07 11:15 **Date Received..:** 10/11/07

PARAMETER	RESULT	REPORTING LIMIT	UNITS	METHOD	PREPARATION-ANALYSIS DATE	WORK ORDER #
Prep Batch #...: 7285016						
Silver	ND	5.0	ug/L	SW846 6010B	10/12/07	J8RHT1AX
		Dilution Factor: 1		Analysis Time..: 19:34	Analyst ID.....: 001644	
		Instrument ID..: I5		MDL.....: 2.2		
Aluminum	ND	50.0	ug/L	SW846 6020	10/12-10/18/07	J8RHT1AA
		Dilution Factor: 1		Analysis Time..: 18:27	Analyst ID.....: 002260	
		Instrument ID..: I7		MDL.....: 9.3		
Arsenic	ND	5.0	ug/L	SW846 6010B	10/12/07	J8RHT1AJ
		Dilution Factor: 1		Analysis Time..: 19:34	Analyst ID.....: 001644	
		Instrument ID..: I5		MDL.....: 3.2		
Barium	**4.7 B**	**10.0**	**ug/L**	**SW846 6010B**	**10/12/07**	**J8RHT1AN**
		Dilution Factor: 1		Analysis Time..: 19:34	Analyst ID.....: 001644	
		Instrument ID..: I5		MDL.....: 0.67		
Beryllium	ND	1.0	ug/L	SW846 6020	10/12-10/18/07	J8RHT1AD
		Dilution Factor: 1		Analysis Time..: 18:27	Analyst ID.....: 002260	
		Instrument ID..: I7		MDL.....: 0.20		
Calcium	**24700**	**1000**	**ug/L**	**SW846 6010B**	**10/12/07**	**J8RHT1AP**
		Dilution Factor: 1		Analysis Time..: 19:34	Analyst ID.....: 001644	
		Instrument ID..: I5		MDL.....: 130		
Cadmium	ND	0.50	ug/L	SW846 6020	10/12-10/18/07	J8RHT1AE
		Dilution Factor: 1		Analysis Time..: 18:27	Analyst ID.....: 002260	
		Instrument ID..: I7		MDL.....: 0.092		
Cobalt	ND	5.0	ug/L	SW846 6010B	10/12/07	J8RHT1AQ
		Dilution Factor: 1		Analysis Time..: 19:34	Analyst ID.....: 001644	
		Instrument ID..: I5		MDL.....: 1.7		
Chromium	ND	5.0	ug/L	SW846 6010B	10/12/07	J8RHT1A2
		Dilution Factor: 1		Analysis Time..: 19:34	Analyst ID.....: 001644	
		Instrument ID..: I5		MDL.....: 2.2		
Copper	ND	5.0	ug/L	SW846 6010B	10/12/07	J8RHT1AR
		Dilution Factor: 1		Analysis Time..: 19:34	Analyst ID.....: 001644	
		Instrument ID..: I5		MDL.....: 4.5		

(Continued on next page)

Environmental Quality Mgt., Inc.

Client Sample ID: FWGBKGmw-008C-0512-GF

TOTAL Metals

Lot-Sample #...: A7J110400-004 **Matrix.....:** WG

PARAMETER	RESULT	REPORTING LIMIT	UNITS	METHOD	PREPARATION-ANALYSIS DATE	WORK ORDER #
Iron	**64.2**	**20.0**	**ug/L**	**SW846 6020**	**10/12-10/18/07**	**J8RHT1AF**
		Dilution Factor: 1		Analysis Time..: 18:27	Analyst ID.....: 002260	
		Instrument ID..: I7		MDL.....: 15.0		
Mercury	ND	0.20	ug/L	SW846 7470A	10/12-10/15/07	J8RHT1AM
		Dilution Factor: 1		Analysis Time..: 15:21	Analyst ID.....: 001086	
		Instrument ID..: H4		MDL.....: 0.090		
Potassium	**511 B,J**	**1000**	**ug/L**	**SW846 6010B**	**10/12/07**	**J8RHT1AW**
		Dilution Factor: 1		Analysis Time..: 19:34	Analyst ID.....: 001644	
		Instrument ID..: I5		MDL.....: 72.0		
Magnesium	**9750**	**1000**	**ug/L**	**SW846 6010B**	**10/12/07**	**J8RHT1AT**
		Dilution Factor: 1		Analysis Time..: 19:34	Analyst ID.....: 001644	
		Instrument ID..: I5		MDL.....: 34.0		
Manganese	**29.1 J**	**10.0**	**ug/L**	**SW846 6010B**	**10/12/07**	**J8RHT1AU**
		Dilution Factor: 1		Analysis Time..: 19:34	Analyst ID.....: 001644	
		Instrument ID..: I5		MDL.....: 0.41		
Sodium	**8760**	**1000**	**ug/L**	**SW846 6010B**	**10/12/07**	**J8RHT1A0**
		Dilution Factor: 1		Analysis Time..: 19:34	Analyst ID.....: 001644	
		Instrument ID..: I5		MDL.....: 590		
Nickel	ND	10.0	ug/L	SW846 6010B	10/12/07	J8RHT1AV
		Dilution Factor: 1		Analysis Time..: 19:34	Analyst ID.....: 001644	
		Instrument ID..: I5		MDL.....: 3.2		
Lead	ND	3.0	ug/L	SW846 6010B	10/12/07	J8RHT1AK
		Dilution Factor: 1		Analysis Time..: 19:34	Analyst ID.....: 001644	
		Instrument ID..: I5		MDL.....: 1.9		
Antimony	**0.26 B**	**2.0**	**ug/L**	**SW846 6020**	**10/12-10/18/07**	**J8RHT1AC**
		Dilution Factor: 1		Analysis Time..: 18:27	Analyst ID.....: 002260	
		Instrument ID..: I7		MDL.....: 0.13		
Selenium	ND	5.0	ug/L	SW846 6010B	10/12/07	J8RHT1AL
		Dilution Factor: 1		Analysis Time..: 19:34	Analyst ID.....: 001644	
		Instrument ID..: I5		MDL.....: 4.1		

(Continued on next page)

Environmental Quality Mgt., Inc.

Client Sample ID: FWGBKGmw-008C-0512-GF

TOTAL Metals

Lot-Sample #...: A7J110400-004 **Matrix.....:** WG

PARAMETER	RESULT	REPORTING LIMIT	UNITS	METHOD	PREPARATION-ANALYSIS DATE	WORK ORDER #
Thallium	ND	1.0	ug/L	SW846 6020	10/12-10/18/07	J8RHT1AG
		Dilution Factor: 1		Analysis Time..: 18:27	Analyst ID.....: 002260	
		Instrument ID..: I7		MDL.....: 0.14		
Vanadium	ND	10.0	ug/L	SW846 6010B	10/12/07	J8RHT1A1
		Dilution Factor: 1		Analysis Time..: 19:34	Analyst ID.....: 001644	
		Instrument ID..: I5		MDL.....: 0.64		
Zinc	**6.4 B,J**	**10.0**	**ug/L**	**SW846 6020**	**10/12-10/18/07**	**J8RHT1AH**
		Dilution Factor: 1		Analysis Time..: 18:27	Analyst ID.....: 002260	
		Instrument ID..: I7		MDL.....: 2.0		

NOTE(S):

B Estimated result. Result is less than RL.

J Method blank contamination. The associated method blank contains the target analyte at a reportable level.

Environmental Quality Mgt., Inc.

Client Sample ID: FWGBKGmw-016C-0517-GF

TOTAL Metals

Lot-Sample #...: A7J110400-006 **Matrix.....:** WG
Date Sampled...: 10/11/07 13:00 **Date Received..:** 10/11/07

PARAMETER	RESULT	REPORTING LIMIT	UNITS	METHOD	PREPARATION-ANALYSIS DATE	WORK ORDER #
Prep Batch #...: 7285016						
Silver	ND	5.0	ug/L	SW846 6010B	10/12/07	J8RHW1AP
		Dilution Factor: 1		Analysis Time..: 19:39	Analyst ID.....: 001644	
		Instrument ID..: I5		MDL.....: 2.2		
Aluminum	**24.7 B**	**50.0**	**ug/L**	**SW846 6020**	**10/12-10/18/07**	**J8RHW1AE**
		Dilution Factor: 1		Analysis Time..: 18:30	Analyst ID.....: 002260	
		Instrument ID..: I7		MDL.....: 9.3		
Arsenic	ND	5.0	ug/L	SW846 6010B	10/12/07	J8RHW1AA
		Dilution Factor: 1		Analysis Time..: 19:39	Analyst ID.....: 001644	
		Instrument ID..: I5		MDL.....: 3.2		
Barium	**14.1**	**10.0**	**ug/L**	**SW846 6010B**	**10/12/07**	**J8RHW1AR**
		Dilution Factor: 1		Analysis Time..: 19:39	Analyst ID.....: 001644	
		Instrument ID..: I5		MDL.....: 0.67		
Beryllium	ND	1.0	ug/L	SW846 6020	10/12-10/18/07	J8RHW1AG
		Dilution Factor: 1		Analysis Time..: 18:30	Analyst ID.....: 002260	
		Instrument ID..: I7		MDL.....: 0.20		
Calcium	**9190**	**1000**	**ug/L**	**SW846 6010B**	**10/12/07**	**J8RHW1AT**
		Dilution Factor: 1		Analysis Time..: 19:39	Analyst ID.....: 001644	
		Instrument ID..: I5		MDL.....: 130		
Cadmium	ND	0.50	ug/L	SW846 6020	10/12-10/18/07	J8RHW1AH
		Dilution Factor: 1		Analysis Time..: 18:30	Analyst ID.....: 002260	
		Instrument ID..: I7		MDL.....: 0.092		
Cobalt	ND	5.0	ug/L	SW846 6010B	10/12/07	J8RHW1AU
		Dilution Factor: 1		Analysis Time..: 19:39	Analyst ID.....: 001644	
		Instrument ID..: I5		MDL.....: 1.7		
Chromium	ND	5.0	ug/L	SW846 6010B	10/12/07	J8RHW1A2
		Dilution Factor: 1		Analysis Time..: 19:39	Analyst ID.....: 001644	
		Instrument ID..: I5		MDL.....: 2.2		
Copper	ND	5.0	ug/L	SW846 6010B	10/12/07	J8RHW1AV
		Dilution Factor: 1		Analysis Time..: 19:39	Analyst ID.....: 001644	
		Instrument ID..: I5		MDL.....: 4.5		

(Continued on next page)

Environmental Quality Mgt., Inc.

Client Sample ID: FWGBKGmw-016C-0517-GF

TOTAL Metals

Lot-Sample #...: A7J110400-006 **Matrix.....:** WG

PARAMETER	RESULT	REPORTING LIMIT	UNITS	METHOD	PREPARATION-ANALYSIS DATE	WORK ORDER #
Iron	**28.3**	**20.0**	**ug/L**	**SW846 6020**	**10/12-10/18/07**	**J8RHW1AJ**
		Dilution Factor: 1		Analysis Time..: 18:30	Analyst ID.....: 002260	
		Instrument ID..: I7		MDL.....: 15.0		
Mercury	ND	0.20	ug/L	SW846 7470A	10/12-10/15/07	J8RHW1AQ
		Dilution Factor: 1		Analysis Time..: 15:22	Analyst ID.....: 001086	
		Instrument ID..: H4		MDL.....: 0.090		
Potassium	**576 B,J**	**1000**	**ug/L**	**SW846 6010B**	**10/12/07**	**J8RHW1AN**
		Dilution Factor: 1		Analysis Time..: 19:39	Analyst ID.....: 001644	
		Instrument ID..: I5		MDL.....: 72.0		
Magnesium	**4050**	**1000**	**ug/L**	**SW846 6010B**	**10/12/07**	**J8RHW1AW**
		Dilution Factor: 1		Analysis Time..: 19:39	Analyst ID.....: 001644	
		Instrument ID..: I5		MDL.....: 34.0		
Manganese	**8.2 B,J**	**10.0**	**ug/L**	**SW846 6010B**	**10/12/07**	**J8RHW1AX**
		Dilution Factor: 1		Analysis Time..: 19:39	Analyst ID.....: 001644	
		Instrument ID..: I5		MDL.....: 0.41		
Sodium	**2690**	**1000**	**ug/L**	**SW846 6010B**	**10/12/07**	**J8RHW1A0**
		Dilution Factor: 1		Analysis Time..: 19:39	Analyst ID.....: 001644	
		Instrument ID..: I5		MDL.....: 590		
Nickel	ND	10.0	ug/L	SW846 6010B	10/12/07	J8RHW1AM
		Dilution Factor: 1		Analysis Time..: 19:39	Analyst ID.....: 001644	
		Instrument ID..: I5		MDL.....: 3.2		
Lead	ND	3.0	ug/L	SW846 6010B	10/12/07	J8RHW1AC
		Dilution Factor: 1		Analysis Time..: 19:39	Analyst ID.....: 001644	
		Instrument ID..: I5		MDL.....: 1.9		
Antimony	ND	2.0	ug/L	SW846 6020	10/12-10/18/07	J8RHW1AF
		Dilution Factor: 1		Analysis Time..: 18:30	Analyst ID.....: 002260	
		Instrument ID..: I7		MDL.....: 0.13		
Selenium	ND	5.0	ug/L	SW846 6010B	10/12/07	J8RHW1AD
		Dilution Factor: 1		Analysis Time..: 19:39	Analyst ID.....: 001644	
		Instrument ID..: I5		MDL.....: 4.1		

(Continued on next page)

Environmental Quality Mgt., Inc.

Client Sample ID: FWGBKGmw-016C-0517-GF

TOTAL Metals

Lot-Sample #...: A7J110400-006 **Matrix.....:** WG

PARAMETER	RESULT	REPORTING LIMIT	UNITS	METHOD	PREPARATION-ANALYSIS DATE	WORK ORDER #
Thallium	ND	1.0	ug/L	SW846 6020	10/12-10/18/07	J8RHW1AK
		Dilution Factor: 1		Analysis Time..: 18:30	Analyst ID.....: 002260	
		Instrument ID..: I7		MDL.....: 0.14		
Vanadium	ND	10.0	ug/L	SW846 6010B	10/12/07	J8RHW1A1
		Dilution Factor: 1		Analysis Time..: 19:39	Analyst ID.....: 001644	
		Instrument ID..: I5		MDL.....: 0.64		
Zinc	**4.5 B,J**	**10.0**	**ug/L**	**SW846 6020**	**10/12-10/18/07**	**J8RHW1AL**
		Dilution Factor: 1		Analysis Time..: 18:30	Analyst ID.....: 002260	
		Instrument ID..: I7		MDL.....: 2.0		

NOTE(S):

B Estimated result. Result is less than RL.

J Method blank contamination. The associated method blank contains the target analyte at a reportable level.

Environmental Quality Mgt., Inc.

Client Sample ID: FWGBKGmw-021C-0522-GF

TOTAL Metals

Lot-Sample #...: A7J110400-009 **Matrix.....:** WG
Date Sampled...: 10/11/07 09:30 **Date Received..:** 10/11/07

PARAMETER	RESULT	REPORTING LIMIT	UNITS	METHOD	PREPARATION-ANALYSIS DATE	WORK ORDER #
Prep Batch #...: 7285016						
Silver	ND	5.0	ug/L	SW846 6010B	10/12/07	J8RH11AP
		Dilution Factor: 1		Analysis Time..: 19:44	Analyst ID.....: 001644	
		Instrument ID..: I5		MDL.....: 2.2		
Aluminum	ND	50.0	ug/L	SW846 6020	10/12-10/18/07	J8RH11AE
		Dilution Factor: 1		Analysis Time..: 18:34	Analyst ID.....: 002260	
		Instrument ID..: I7		MDL.....: 9.3		
Arsenic	ND	5.0	ug/L	SW846 6010B	10/12/07	J8RH11AA
		Dilution Factor: 1		Analysis Time..: 19:44	Analyst ID.....: 001644	
		Instrument ID..: I5		MDL.....: 3.2		
Barium	**43.4**	**10.0**	**ug/L**	**SW846 6010B**	**10/12/07**	**J8RH11AR**
		Dilution Factor: 1		Analysis Time..: 19:44	Analyst ID.....: 001644	
		Instrument ID..: I5		MDL.....: 0.67		
Beryllium	ND	1.0	ug/L	SW846 6020	10/12-10/18/07	J8RH11AG
		Dilution Factor: 1		Analysis Time..: 18:34	Analyst ID.....: 002260	
		Instrument ID..: I7		MDL.....: 0.20		
Calcium	**79900**	**1000**	**ug/L**	**SW846 6010B**	**10/12/07**	**J8RH11AT**
		Dilution Factor: 1		Analysis Time..: 19:44	Analyst ID.....: 001644	
		Instrument ID..: I5		MDL.....: 130		
Cadmium	ND	0.50	ug/L	SW846 6020	10/12-10/18/07	J8RH11AH
		Dilution Factor: 1		Analysis Time..: 18:34	Analyst ID.....: 002260	
		Instrument ID..: I7		MDL.....: 0.092		
Cobalt	ND	5.0	ug/L	SW846 6010B	10/12/07	J8RH11AU
		Dilution Factor: 1		Analysis Time..: 19:44	Analyst ID.....: 001644	
		Instrument ID..: I5		MDL.....: 1.7		
Chromium	ND	5.0	ug/L	SW846 6010B	10/12/07	J8RH11A2
		Dilution Factor: 1		Analysis Time..: 19:44	Analyst ID.....: 001644	
		Instrument ID..: I5		MDL.....: 2.2		
Copper	ND	5.0	ug/L	SW846 6010B	10/12/07	J8RH11AV
		Dilution Factor: 1		Analysis Time..: 19:44	Analyst ID.....: 001644	
		Instrument ID..: I5		MDL.....: 4.5		

(Continued on next page)

Environmental Quality Mgt., Inc.

Client Sample ID: FWGBKGmw-021C-0522-GF

TOTAL Metals

Lot-Sample #...: A7J110400-009 **Matrix.....:** WG

PARAMETER	RESULT	REPORTING LIMIT	UNITS	METHOD	PREPARATION-ANALYSIS DATE	WORK ORDER #
Iron	**204**	**20.0**	**ug/L**	**SW846 6020**	**10/12-10/18/07**	**J8RH11AJ**
		Dilution Factor: 1		Analysis Time..: 18:34	Analyst ID.....: 002260	
		Instrument ID..: I7		MDL.....: 15.0		
Mercury	ND	0.20	ug/L	SW846 7470A	10/12-10/15/07	J8RH11AQ
		Dilution Factor: 1		Analysis Time..: 15:08	Analyst ID.....: 001086	
		Instrument ID..: H4		MDL.....: 0.090		
Potassium	**1420 J**	**1000**	**ug/L**	**SW846 6010B**	**10/12/07**	**J8RH11AN**
		Dilution Factor: 1		Analysis Time..: 19:44	Analyst ID.....: 001644	
		Instrument ID..: I5		MDL.....: 72.0		
Magnesium	**45300**	**1000**	**ug/L**	**SW846 6010B**	**10/12/07**	**J8RH11AW**
		Dilution Factor: 1		Analysis Time..: 19:44	Analyst ID.....: 001644	
		Instrument ID..: I5		MDL.....: 34.0		
Manganese	**0.64 B,J**	**10.0**	**ug/L**	**SW846 6010B**	**10/12/07**	**J8RH11AX**
		Dilution Factor: 1		Analysis Time..: 19:44	Analyst ID.....: 001644	
		Instrument ID..: I5		MDL.....: 0.41		
Sodium	**9400**	**1000**	**ug/L**	**SW846 6010B**	**10/12/07**	**J8RH11A0**
		Dilution Factor: 1		Analysis Time..: 19:44	Analyst ID.....: 001644	
		Instrument ID..: I5		MDL.....: 590		
Nickel	ND	10.0	ug/L	SW846 6010B	10/12/07	J8RH11AM
		Dilution Factor: 1		Analysis Time..: 19:44	Analyst ID.....: 001644	
		Instrument ID..: I5		MDL.....: 3.2		
Lead	ND	3.0	ug/L	SW846 6010B	10/12/07	J8RH11AC
		Dilution Factor: 1		Analysis Time..: 19:44	Analyst ID.....: 001644	
		Instrument ID..: I5		MDL.....: 1.9		
Antimony	ND	2.0	ug/L	SW846 6020	10/12-10/18/07	J8RH11AF
		Dilution Factor: 1		Analysis Time..: 18:34	Analyst ID.....: 002260	
		Instrument ID..: I7		MDL.....: 0.13		
Selenium	ND	5.0	ug/L	SW846 6010B	10/12/07	J8RH11AD
		Dilution Factor: 1		Analysis Time..: 19:44	Analyst ID.....: 001644	
		Instrument ID..: I5		MDL.....: 4.1		

(Continued on next page)

Environmental Quality Mgt., Inc.

Client Sample ID: FWGBKGmw-021C-0522-GF

TOTAL Metals

Lot-Sample #...: A7J110400-009 **Matrix.....:** WG

PARAMETER	RESULT	REPORTING LIMIT	UNITS	METHOD	PREPARATION-ANALYSIS DATE	WORK ORDER #
Thallium	ND	1.0	ug/L	SW846 6020	10/12-10/18/07	J8RH11AK
		Dilution Factor: 1		Analysis Time..: 18:34	Analyst ID.....: 002260	
		Instrument ID..: I7		MDL.....: 0.14		
Vanadium	ND	10.0	ug/L	SW846 6010B	10/12/07	J8RH11A1
		Dilution Factor: 1		Analysis Time..: 19:44	Analyst ID.....: 001644	
		Instrument ID..: I5		MDL.....: 0.64		
Zinc	**10.7 J**	**10.0**	**ug/L**	***SW846 6020***	***10/12-10/18/07***	**J8RH11AL**
		Dilution Factor: 1		Analysis Time..: 18:34	Analyst ID.....: 002260	
		Instrument ID..: I7		MDL.....: 2.0		

NOTE(S):

J Method blank contamination. The associated method blank contains the target analyte at a reportable level.

B Estimated result. Result is less than RL.

Environmental Quality Mgt., Inc.

Client Sample ID: FWGBKGmw-018C-0519-GF

TOTAL Metals

Lot-Sample #...: A7J110400-011 **Matrix.....:** WG
Date Sampled...: 10/11/07 11:25 **Date Received..:** 10/11/07

PARAMETER	RESULT	REPORTING LIMIT	UNITS	METHOD	PREPARATION-ANALYSIS DATE	WORK ORDER #
Prep Batch #...: 7285016						
Silver	ND	5.0	ug/L	SW846 6010B	10/12/07	J8RH31AP
		Dilution Factor: 1		Analysis Time..: 19:49	Analyst ID.....: 001644	
		Instrument ID..: I5		MDL.....: 2.2		
Aluminum	ND	50.0	ug/L	SW846 6020	10/12-10/18/07	J8RH31AE
		Dilution Factor: 1		Analysis Time..: 18:38	Analyst ID.....: 002260	
		Instrument ID..: I7		MDL.....: 9.3		
Arsenic	ND	5.0	ug/L	SW846 6010B	10/12/07	J8RH31AA
		Dilution Factor: 1		Analysis Time..: 19:49	Analyst ID.....: 001644	
		Instrument ID..: I5		MDL.....: 3.2		
Barium	**19.5**	**10.0**	**ug/L**	**SW846 6010B**	**10/12/07**	**J8RH31AR**
		Dilution Factor: 1		Analysis Time..: 19:49	Analyst ID.....: 001644	
		Instrument ID..: I5		MDL.....: 0.67		
Beryllium	ND	1.0	ug/L	SW846 6020	10/12-10/18/07	J8RH31AG
		Dilution Factor: 1		Analysis Time..: 18:38	Analyst ID.....: 002260	
		Instrument ID..: I7		MDL.....: 0.20		
Calcium	**55700**	**1000**	**ug/L**	**SW846 6010B**	**10/12/07**	**J8RH31AT**
		Dilution Factor: 1		Analysis Time..: 19:49	Analyst ID.....: 001644	
		Instrument ID..: I5		MDL.....: 130		
Cadmium	ND	0.50	ug/L	SW846 6020	10/12-10/18/07	J8RH31AH
		Dilution Factor: 1		Analysis Time..: 18:38	Analyst ID.....: 002260	
		Instrument ID..: I7		MDL.....: 0.092		
Cobalt	ND	5.0	ug/L	SW846 6010B	10/12/07	J8RH31AU
		Dilution Factor: 1		Analysis Time..: 19:49	Analyst ID.....: 001644	
		Instrument ID..: I5		MDL.....: 1.7		
Chromium	ND	5.0	ug/L	SW846 6010B	10/12/07	J8RH31A2
		Dilution Factor: 1		Analysis Time..: 19:49	Analyst ID.....: 001644	
		Instrument ID..: I5		MDL.....: 2.2		
Copper	ND	5.0	ug/L	SW846 6010B	10/12/07	J8RH31AV
		Dilution Factor: 1		Analysis Time..: 19:49	Analyst ID.....: 001644	
		Instrument ID..: I5		MDL.....: 4.5		

(Continued on next page)

Environmental Quality Mgt., Inc.

Client Sample ID: FWGBKGmw-018C-0519-GF

TOTAL Metals

Lot-Sample #...: A7J110400-011 **Matrix.....:** WG

PARAMETER	RESULT	REPORTING LIMIT	UNITS	METHOD	PREPARATION-ANALYSIS DATE	WORK ORDER #
Iron	**141**	**20.0**	**ug/L**	**SW846 6020**	**10/12-10/18/07**	**J8RH31AJ**
		Dilution Factor: 1		Analysis Time..: 18:38	Analyst ID.....: 002260	
		Instrument ID..: I7		MDL.....: 15.0		
Mercury	ND	0.20	ug/L	SW846 7470A	10/12-10/15/07	J8RH31AQ
		Dilution Factor: 1		Analysis Time..: 15:09	Analyst ID.....: 001086	
		Instrument ID..: H4		MDL.....: 0.090		
Potassium	**1070 J**	**1000**	**ug/L**	**SW846 6010B**	**10/12/07**	**J8RH31AN**
		Dilution Factor: 1		Analysis Time..: 19:49	Analyst ID.....: 001644	
		Instrument ID..: I5		MDL.....: 72.0		
Magnesium	**6480**	**1000**	**ug/L**	**SW846 6010B**	**10/12/07**	**J8RH31AW**
		Dilution Factor: 1		Analysis Time..: 19:49	Analyst ID.....: 001644	
		Instrument ID..: I5		MDL.....: 34.0		
Manganese	**13.0 J**	**10.0**	**ug/L**	**SW846 6010B**	**10/12/07**	**J8RH31AX**
		Dilution Factor: 1		Analysis Time..: 19:49	Analyst ID.....: 001644	
		Instrument ID..: I5		MDL.....: 0.41		
Sodium	**2350**	**1000**	**ug/L**	**SW846 6010B**	**10/12/07**	**J8RH31A0**
		Dilution Factor: 1		Analysis Time..: 19:49	Analyst ID.....: 001644	
		Instrument ID..: I5		MDL.....: 590		
Nickel	ND	10.0	ug/L	SW846 6010B	10/12/07	J8RH31AM
		Dilution Factor: 1		Analysis Time..: 19:49	Analyst ID.....: 001644	
		Instrument ID..: I5		MDL.....: 3.2		
Lead	ND	3.0	ug/L	SW846 6010B	10/12/07	J8RH31AC
		Dilution Factor: 1		Analysis Time..: 19:49	Analyst ID.....: 001644	
		Instrument ID..: I5		MDL.....: 1.9		
Antimony	ND	2.0	ug/L	SW846 6020	10/12-10/18/07	J8RH31AF
		Dilution Factor: 1		Analysis Time..: 18:38	Analyst ID.....: 002260	
		Instrument ID..: I7		MDL.....: 0.13		
Selenium	ND	5.0	ug/L	SW846 6010B	10/12/07	J8RH31AD
		Dilution Factor: 1		Analysis Time..: 19:49	Analyst ID.....: 001644	
		Instrument ID..: I5		MDL.....: 4.1		

(Continued on next page)

Environmental Quality Mgt., Inc.

Client Sample ID: FWGBKGmw-018C-0519-GF

TOTAL Metals

Lot-Sample #...: A7J110400-011 **Matrix.....:** WG

PARAMETER	RESULT	REPORTING LIMIT	UNITS	METHOD	PREPARATION-ANALYSIS DATE	WORK ORDER #
Thallium	ND	1.0	ug/L	SW846 6020	10/12-10/18/07	J8RH31AK
		Dilution Factor: 1		Analysis Time..: 18:38	Analyst ID.....: 002260	
		Instrument ID..: I7		MDL.....: 0.14		
Vanadium	ND	10.0	ug/L	SW846 6010B	10/12/07	J8RH31A1
		Dilution Factor: 1		Analysis Time..: 19:49	Analyst ID.....: 001644	
		Instrument ID..: I5		MDL.....: 0.64		
Zinc	**3.5 B,J**	**10.0**	**ug/L**	**SW846 6020**	**10/12-10/18/07**	**J8RH31AL**
		Dilution Factor: 1		Analysis Time..: 18:38	Analyst ID.....: 002260	
		Instrument ID..: I7		MDL.....: 2.0		

NOTE(S):

J Method blank contamination. The associated method blank contains the target analyte at a reportable level.

B Estimated result. Result is less than RL.

Environmental Quality Mgt., Inc.

Client Sample ID: FWGBKGmw-DUP5-0555-GF

TOTAL Metals

Lot-Sample #...: A7J110400-013 Matrix.....: WG
Date Sampled...: 10/11/07 11:25 Date Received..: 10/11/07

PARAMETER	RESULT	REPORTING LIMIT	UNITS	METHOD	PREPARATION-ANALYSIS DATE	WORK ORDER #
Prep Batch #...: 7285016						
Silver	ND	5.0	ug/L	SW846 6010B	10/12/07	J8RH51AP
		Dilution Factor: 1		Analysis Time..: 19:54	Analyst ID.....: 001644	
		Instrument ID..: I5		MDL.....: 2.2		
Aluminum	ND	50.0	ug/L	SW846 6020	10/12-10/18/07	J8RH51AE
		Dilution Factor: 1		Analysis Time..: 18:41	Analyst ID.....: 002260	
		Instrument ID..: I7		MDL.....: 9.3		
Arsenic	ND	5.0	ug/L	SW846 6010B	10/12/07	J8RH51AA
		Dilution Factor: 1		Analysis Time..: 19:54	Analyst ID.....: 001644	
		Instrument ID..: I5		MDL.....: 3.2		
Barium	**19.4**	**10.0**	**ug/L**	**SW846 6010B**	**10/12/07**	**J8RH51AR**
		Dilution Factor: 1		Analysis Time..: 19:54	Analyst ID.....: 001644	
		Instrument ID..: I5		MDL.....: 0.67		
Beryllium	ND	1.0	ug/L	SW846 6020	10/12-10/18/07	J8RH51AG
		Dilution Factor: 1		Analysis Time..: 18:41	Analyst ID.....: 002260	
		Instrument ID..: I7		MDL.....: 0.20		
Calcium	**54800**	**1000**	**ug/L**	**SW846 6010B**	**10/12/07**	**J8RH51AT**
		Dilution Factor: 1		Analysis Time..: 19:54	Analyst ID.....: 001644	
		Instrument ID..: I5		MDL.....: 130		
Cadmium	ND	0.50	ug/L	SW846 6020	10/12-10/18/07	J8RH51AH
		Dilution Factor: 1		Analysis Time..: 18:41	Analyst ID.....: 002260	
		Instrument ID..: I7		MDL.....: 0.092		
Cobalt	ND	5.0	ug/L	SW846 6010B	10/12/07	J8RH51AU
		Dilution Factor: 1		Analysis Time..: 19:54	Analyst ID.....: 001644	
		Instrument ID..: I5		MDL.....: 1.7		
Chromium	ND	5.0	ug/L	SW846 6010B	10/12/07	J8RH51A2
		Dilution Factor: 1		Analysis Time..: 19:54	Analyst ID.....: 001644	
		Instrument ID..: I5		MDL.....: 2.2		
Copper	ND	5.0	ug/L	SW846 6010B	10/12/07	J8RH51AV
		Dilution Factor: 1		Analysis Time..: 19:54	Analyst ID.....: 001644	
		Instrument ID..: I5		MDL.....: 4.5		

(Continued on next page)

Environmental Quality Mgt., Inc.

Client Sample ID: FWGBKGmw-DUP5-0555-GF

TOTAL Metals

Lot-Sample #...: A7J110400-013 **Matrix.....:** WG

PARAMETER	RESULT	REPORTING LIMIT	UNITS	METHOD	PREPARATION-ANALYSIS DATE	WORK ORDER #
Iron	**150**	**20.0**	**ug/L**	**SW846 6020**	**10/12-10/18/07**	**J8RH51AJ**
		Dilution Factor: 1		Analysis Time..: 18:41	Analyst ID.....: 002260	
		Instrument ID..: I7		MDL.....: 15.0		
Mercury	ND	0.20	ug/L	SW846 7470A	10/12-10/15/07	J8RH51AQ
		Dilution Factor: 1		Analysis Time..: 15:11	Analyst ID.....: 001086	
		Instrument ID..: H4		MDL.....: 0.090		
Potassium	**1060 J**	**1000**	**ug/L**	**SW846 6010B**	**10/12/07**	**J8RH51AN**
		Dilution Factor: 1		Analysis Time..: 19:54	Analyst ID.....: 001644	
		Instrument ID..: I5		MDL.....: 72.0		
Magnesium	**6390**	**1000**	**ug/L**	**SW846 6010B**	**10/12/07**	**J8RH51AW**
		Dilution Factor: 1		Analysis Time..: 19:54	Analyst ID.....: 001644	
		Instrument ID..: I5		MDL.....: 34.0		
Manganese	**16.8 J**	**10.0**	**ug/L**	**SW846 6010B**	**10/12/07**	**J8RH51AX**
		Dilution Factor: 1		Analysis Time..: 19:54	Analyst ID.....: 001644	
		Instrument ID..: I5		MDL.....: 0.41		
Sodium	**2220**	**1000**	**ug/L**	**SW846 6010B**	**10/12/07**	**J8RH51A0**
		Dilution Factor: 1		Analysis Time..: 19:54	Analyst ID.....: 001644	
		Instrument ID..: I5		MDL.....: 590		
Nickel	ND	10.0	ug/L	SW846 6010B	10/12/07	J8RH51AM
		Dilution Factor: 1		Analysis Time..: 19:54	Analyst ID.....: 001644	
		Instrument ID..: I5		MDL.....: 3.2		
Lead	ND	3.0	ug/L	SW846 6010B	10/12/07	J8RH51AC
		Dilution Factor: 1		Analysis Time..: 19:54	Analyst ID.....: 001644	
		Instrument ID..: I5		MDL.....: 1.9		
Antimony	ND	2.0	ug/L	SW846 6020	10/12-10/18/07	J8RH51AF
		Dilution Factor: 1		Analysis Time..: 18:41	Analyst ID.....: 002260	
		Instrument ID..: I7		MDL.....: 0.13		
Selenium	ND	5.0	ug/L	SW846 6010B	10/12/07	J8RH51AD
		Dilution Factor: 1		Analysis Time..: 19:54	Analyst ID.....: 001644	
		Instrument ID..: I5		MDL.....: 4.1		

(Continued on next page)

Environmental Quality Mgt., Inc.

Client Sample ID: FWGBKGmw-DUP5-0555-GF

TOTAL Metals

Lot-Sample #...: A7J110400-013 **Matrix.....:** WG

PARAMETER	RESULT	REPORTING LIMIT	UNITS	METHOD	PREPARATION-ANALYSIS DATE	WORK ORDER #
Thallium	ND	1.0	ug/L	SW846 6020	10/12-10/18/07	J8RH51AK
		Dilution Factor: 1		Analysis Time..: 18:41	Analyst ID.....: 002260	
		Instrument ID..: I7		MDL.....: 0.14		
Vanadium	ND	10.0	ug/L	SW846 6010B	10/12/07	J8RH51A1
		Dilution Factor: 1		Analysis Time..: 19:54	Analyst ID.....: 001644	
		Instrument ID..: I5		MDL.....: 0.64		
Zinc	**2.7 B,J**	**10.0**	**ug/L**	**SW846 6020**	**10/12-10/18/07**	**J8RH51AL**
		Dilution Factor: 1		Analysis Time..: 18:41	Analyst ID.....: 002260	
		Instrument ID..: I7		MDL.....: 2.0		

NOTE(S):

J Method blank contamination. The associated method blank contains the target analyte at a reportable level.

B Estimated result. Result is less than RL.

Environmental Quality Mgt., Inc.

Client Sample ID: FWGBKGmw-006C-0511-GF

TOTAL Metals

Lot-Sample #...: A7J110400-015 **Matrix.....:** WG
Date Sampled...: 10/11/07 13:50 **Date Received..:** 10/11/07

PARAMETER	RESULT	REPORTING LIMIT	UNITS	METHOD	PREPARATION-ANALYSIS DATE	WORK ORDER #
Prep Batch #...: 7285016						
Silver	ND	5.0	ug/L	SW846 6010B	10/12/07	J8RH71AP
		Dilution Factor: 1		Analysis Time..: 19:59	Analyst ID.....: 001644	
		Instrument ID..: I5		MDL.....: 2.2		
Aluminum	ND	50.0	ug/L	SW846 6020	10/12-10/18/07	J8RH71AE
		Dilution Factor: 1		Analysis Time..: 18:45	Analyst ID.....: 002260	
		Instrument ID..: I7		MDL.....: 9.3		
Arsenic	ND	5.0	ug/L	SW846 6010B	10/12/07	J8RH71AA
		Dilution Factor: 1		Analysis Time..: 19:59	Analyst ID.....: 001644	
		Instrument ID..: I5		MDL.....: 3.2		
Barium	**16.1**	**10.0**	**ug/L**	***SW846 6010B***	***10/12/07***	***J8RH71AR***
		Dilution Factor: 1		Analysis Time..: 19:59	Analyst ID.....: 001644	
		Instrument ID..: I5		MDL.....: 0.67		
Beryllium	ND	1.0	ug/L	SW846 6020	10/12-10/18/07	J8RH71AG
		Dilution Factor: 1		Analysis Time..: 18:45	Analyst ID.....: 002260	
		Instrument ID..: I7		MDL.....: 0.20		
Calcium	**69900**	**1000**	**ug/L**	**SW846 6010B**	**10/12/07**	**J8RH71AT**
		Dilution Factor: 1		Analysis Time..: 19:59	Analyst ID.....: 001644	
		Instrument ID..: I5		MDL.....: 130		
Cadmium	ND	0.50	ug/L	SW846 6020	10/12-10/18/07	J8RH71AH
		Dilution Factor: 1		Analysis Time..: 18:45	Analyst ID.....: 002260	
		Instrument ID..: I7		MDL.....: 0.092		
Cobalt	ND	5.0	ug/L	SW846 6010B	10/12/07	J8RH71AU
		Dilution Factor: 1		Analysis Time..: 19:59	Analyst ID.....: 001644	
		Instrument ID..: I5		MDL.....: 1.7		
Chromium	ND	5.0	ug/L	SW846 6010B	10/12/07	J8RH71A2
		Dilution Factor: 1		Analysis Time..: 19:59	Analyst ID.....: 001644	
		Instrument ID..: I5		MDL.....: 2.2		
Copper	ND	5.0	ug/L	SW846 6010B	10/12/07	J8RH71AV
		Dilution Factor: 1		Analysis Time..: 19:59	Analyst ID.....: 001644	
		Instrument ID..: I5		MDL.....: 4.5		

(Continued on next page)

Environmental Quality Mgt., Inc.

Client Sample ID: FWGBKGmw-006C-0511-GF

TOTAL Metals

Lot-Sample #...: A7J110400-015 **Matrix.....:** WG

PARAMETER	RESULT	REPORTING LIMIT	UNITS	METHOD	PREPARATION-ANALYSIS DATE	WORK ORDER #
Iron	**742**	**20.0**	**ug/L**	**SW846 6020**	**10/12-10/18/07**	**J8RH71AJ**
		Dilution Factor: 1		Analysis Time..: 18:45	Analyst ID.....: 002260	
		Instrument ID..: I7		MDL.....: 15.0		
Mercury	ND	0.20	ug/L	SW846 7470A	10/12-10/15/07	J8RH71AQ
		Dilution Factor: 1		Analysis Time..: 15:12	Analyst ID.....: 001086	
		Instrument ID..: H4		MDL.....: 0.090		
Potassium	**2170 J**	**1000**	**ug/L**	**SW846 6010B**	**10/12/07**	**J8RH71AN**
		Dilution Factor: 1		Analysis Time..: 19:59	Analyst ID.....: 001644	
		Instrument ID..: I5		MDL.....: 72.0		
Magnesium	**21800**	**1000**	**ug/L**	**SW846 6010B**	**10/12/07**	**J8RH71AW**
		Dilution Factor: 1		Analysis Time..: 19:59	Analyst ID.....: 001644	
		Instrument ID..: I5		MDL.....: 34.0		
Manganese	**191 J**	**10.0**	**ug/L**	**SW846 6010B**	**10/12/07**	**J8RH71AX**
		Dilution Factor: 1		Analysis Time..: 19:59	Analyst ID.....: 001644	
		Instrument ID..: I5		MDL.....: 0.41		
Sodium	**43600**	**1000**	**ug/L**	**SW846 6010B**	**10/12/07**	**J8RH71A0**
		Dilution Factor: 1		Analysis Time..: 19:59	Analyst ID.....: 001644	
		Instrument ID..: I5		MDL.....: 590		
Nickel	ND	10.0	ug/L	SW846 6010B	10/12/07	J8RH71AM
		Dilution Factor: 1		Analysis Time..: 19:59	Analyst ID.....: 001644	
		Instrument ID..: I5		MDL.....: 3.2		
Lead	ND	3.0	ug/L	SW846 6010B	10/12/07	J8RH71AC
		Dilution Factor: 1		Analysis Time..: 19:59	Analyst ID.....: 001644	
		Instrument ID..: I5		MDL.....: 1.9		
Antimony	ND	2.0	ug/L	SW846 6020	10/12-10/18/07	J8RH71AF
		Dilution Factor: 1		Analysis Time..: 18:45	Analyst ID.....: 002260	
		Instrument ID..: I7		MDL.....: 0.13		
Selenium	ND	5.0	ug/L	SW846 6010B	10/12/07	J8RH71AD
		Dilution Factor: 1		Analysis Time..: 19:59	Analyst ID.....: 001644	
		Instrument ID..: I5		MDL.....: 4.1		

(Continued on next page)

Environmental Quality Mgt., Inc.

Client Sample ID: FWGBKGmw-006C-0511-GF

TOTAL Metals

Lot-Sample #...: A7J110400-015 **Matrix.....:** WG

PARAMETER	RESULT	REPORTING LIMIT	UNITS	METHOD	PREPARATION-ANALYSIS DATE	WORK ORDER #
Thallium	ND	1.0	ug/L	SW846 6020	10/12-10/18/07	J8RH71AK
		Dilution Factor: 1		Analysis Time..: 18:45	Analyst ID.....: 002260	
		Instrument ID..: I7		MDL.....: 0.14		
Vanadium	ND	10.0	ug/L	SW846 6010B	10/12/07	J8RH71A1
		Dilution Factor: 1		Analysis Time..: 19:59	Analyst ID.....: 001644	
		Instrument ID..: I5		MDL.....: 0.64		
Zinc	ND	10.0	ug/L	SW846 6020	10/12-10/18/07	J8RH71AL
		Dilution Factor: 1		Analysis Time..: 18:45	Analyst ID.....: 002260	
		Instrument ID..: I7		MDL.....: 2.0		

NOTE(S):

J Method blank contamination. The associated method blank contains the target analyte at a reportable level.

Environmental Quality Mgt., Inc.

Client Sample ID: FWGBKGmw-015C-0516-GF

TOTAL Metals

Lot-Sample #...: A7J110400-017 **Matrix.....:** WG
Date Sampled...: 10/11/07 08:45 **Date Received..:** 10/11/07

PARAMETER	RESULT	REPORTING LIMIT	UNITS	METHOD	PREPARATION-ANALYSIS DATE	WORK ORDER #
Prep Batch #...: 7285016						
Silver	ND	5.0	ug/L	SW846 6010B	10/12/07	J8RH91AP
		Dilution Factor: 1		Analysis Time..: 20:04	Analyst ID.....: 001644	
		Instrument ID..: I5		MDL.....: 2.2		
Aluminum	ND	50.0	ug/L	SW846 6020	10/12-10/18/07	J8RH91AE
		Dilution Factor: 1		Analysis Time..: 18:48	Analyst ID.....: 002260	
		Instrument ID..: I7		MDL.....: 9.3		
Arsenic	ND	5.0	ug/L	SW846 6010B	10/12/07	J8RH91AA
		Dilution Factor: 1		Analysis Time..: 20:04	Analyst ID.....: 001644	
		Instrument ID..: I5		MDL.....: 3.2		
Barium	**281**	**10.0**	**ug/L**	**SW846 6010B**	**10/12/07**	**J8RH91AR**
		Dilution Factor: 1		Analysis Time..: 20:04	Analyst ID.....: 001644	
		Instrument ID..: I5		MDL.....: 0.67		
Beryllium	ND	1.0	ug/L	SW846 6020	10/12-10/18/07	J8RH91AG
		Dilution Factor: 1		Analysis Time..: 18:48	Analyst ID.....: 002260	
		Instrument ID..: I7		MDL.....: 0.20		
Calcium	**30700**	**1000**	**ug/L**	**SW846 6010B**	**10/12/07**	**J8RH91AT**
		Dilution Factor: 1		Analysis Time..: 20:04	Analyst ID.....: 001644	
		Instrument ID..: I5		MDL.....: 130		
Cadmium	ND	0.50	ug/L	SW846 6020	10/12-10/18/07	J8RH91AH
		Dilution Factor: 1		Analysis Time..: 18:48	Analyst ID.....: 002260	
		Instrument ID..: I7		MDL.....: 0.092		
Cobalt	ND	5.0	ug/L	SW846 6010B	10/12/07	J8RH91AU
		Dilution Factor: 1		Analysis Time..: 20:04	Analyst ID.....: 001644	
		Instrument ID..: I5		MDL.....: 1.7		
Chromium	ND	5.0	ug/L	SW846 6010B	10/12/07	J8RH91A2
		Dilution Factor: 1		Analysis Time..: 20:04	Analyst ID.....: 001644	
		Instrument ID..: I5		MDL.....: 2.2		
Copper	ND	5.0	ug/L	SW846 6010B	10/12/07	J8RH91AV
		Dilution Factor: 1		Analysis Time..: 20:04	Analyst ID.....: 001644	
		Instrument ID..: I5		MDL.....: 4.5		

(Continued on next page)

Environmental Quality Mgt., Inc.

Client Sample ID: FWGBKGmw-015C-0516-GF

TOTAL Metals

Lot-Sample #...: A7J110400-017 **Matrix.....:** WG

PARAMETER	RESULT	REPORTING LIMIT	UNITS	METHOD	PREPARATION-ANALYSIS DATE	WORK ORDER #
Iron	**95.7**	**20.0**	**ug/L**	**SW846 6020**	**10/12-10/18/07**	**J8RH91AJ**
		Dilution Factor: 1		Analysis Time..: 18:48	Analyst ID.....: 002260	
		Instrument ID..: I7		MDL.....: 15.0		
Mercury	ND	0.20	ug/L	SW846 7470A	10/12-10/15/07	J8RH91AQ
		Dilution Factor: 1		Analysis Time..: 15:13	Analyst ID.....: 001086	
		Instrument ID..: H4		MDL.....: 0.090		
Potassium	**4670 J**	**1000**	**ug/L**	**SW846 6010B**	**10/12/07**	**J8RH91AN**
		Dilution Factor: 1		Analysis Time..: 20:04	Analyst ID.....: 001644	
		Instrument ID..: I5		MDL.....: 72.0		
Magnesium	**13000**	**1000**	**ug/L**	**SW846 6010B**	**10/12/07**	**J8RH91AW**
		Dilution Factor: 1		Analysis Time..: 20:04	Analyst ID.....: 001644	
		Instrument ID..: I5		MDL.....: 34.0		
Manganese	**11.0 J**	**10.0**	**ug/L**	**SW846 6010B**	**10/12/07**	**J8RH91AX**
		Dilution Factor: 1		Analysis Time..: 20:04	Analyst ID.....: 001644	
		Instrument ID..: I5		MDL.....: 0.41		
Sodium	**12500**	**1000**	**ug/L**	**SW846 6010B**	**10/12/07**	**J8RH91A0**
		Dilution Factor: 1		Analysis Time..: 20:04	Analyst ID.....: 001644	
		Instrument ID..: I5		MDL.....: 590		
Nickel	**3.7 B**	**10.0**	**ug/L**	**SW846 6010B**	**10/12/07**	**J8RH91AM**
		Dilution Factor: 1		Analysis Time..: 20:04	Analyst ID.....: 001644	
		Instrument ID..: I5		MDL.....: 3.2		
Lead	ND	3.0	ug/L	SW846 6010B	10/12/07	J8RH91AC
		Dilution Factor: 1		Analysis Time..: 20:04	Analyst ID.....: 001644	
		Instrument ID..: I5		MDL.....: 1.9		
Antimony	ND	2.0	ug/L	SW846 6020	10/12-10/18/07	J8RH91AF
		Dilution Factor: 1		Analysis Time..: 18:48	Analyst ID.....: 002260	
		Instrument ID..: I7		MDL.....: 0.13		
Selenium	ND	5.0	ug/L	SW846 6010B	10/12/07	J8RH91AD
		Dilution Factor: 1		Analysis Time..: 20:04	Analyst ID.....: 001644	
		Instrument ID..: I5		MDL.....: 4.1		

(Continued on next page)

Environmental Quality Mgt., Inc.

Client Sample ID: FWGBKGmw-015C-0516-GF

TOTAL Metals

Lot-Sample #...: A7J110400-017 **Matrix.....:** WG

PARAMETER	RESULT	REPORTING LIMIT	UNITS	METHOD	PREPARATION-ANALYSIS DATE	WORK ORDER #
Thallium	ND	1.0	ug/L	SW846 6020	10/12-10/18/07	J8RH91AK
		Dilution Factor: 1		Analysis Time..: 18:48	Analyst ID.....: 002260	
		Instrument ID..: I7		MDL.....: 0.14		
Vanadium	ND	10.0	ug/L	SW846 6010B	10/12/07	J8RH91A1
		Dilution Factor: 1		Analysis Time..: 20:04	Analyst ID.....: 001644	
		Instrument ID..: I5		MDL.....: 0.64		
Zinc	**14.2 J**	**10.0**	**ug/L**	**SW846 6020**	**10/12-10/18/07**	**J8RH91AL**
		Dilution Factor: 1		Analysis Time..: 18:48	Analyst ID.....: 002260	
		Instrument ID..: I7		MDL.....: 2.0		

NOTE(S):

J Method blank contamination. The associated method blank contains the target analyte at a reportable level.

B Estimated result. Result is less than RL.

Environmental Quality Mgt., Inc.

Client Sample ID: FWGBKGmw-005C-0510-GF

TOTAL Metals

Lot-Sample #...: A7J110400-019 **Matrix.....:** WG
Date Sampled...: 10/11/07 10:00 **Date Received..:** 10/11/07

PARAMETER	RESULT	REPORTING LIMIT	UNITS	METHOD	PREPARATION-ANALYSIS DATE	WORK ORDER #
Prep Batch #...: 7285016						
Silver	ND	5.0	ug/L	SW846 6010B	10/12/07	J8RJC1AP
		Dilution Factor: 1		Analysis Time..: 20:25	Analyst ID.....: 001644	
		Instrument ID..: I5		MDL.....: 2.2		
Aluminum	ND	50.0	ug/L	SW846 6020	10/12-10/18/07	J8RJC1AE
		Dilution Factor: 1		Analysis Time..: 19:03	Analyst ID.....: 002260	
		Instrument ID..: I7		MDL.....: 9.3		
Arsenic	ND	5.0	ug/L	SW846 6010B	10/12/07	J8RJC1AA
		Dilution Factor: 1		Analysis Time..: 20:25	Analyst ID.....: 001644	
		Instrument ID..: I5		MDL.....: 3.2		
Barium	**16.3**	**10.0**	**ug/L**	**SW846 6010B**	**10/12/07**	**J8RJC1AR**
		Dilution Factor: 1		Analysis Time..: 20:25	Analyst ID.....: 001644	
		Instrument ID..: I5		MDL.....: 0.67		
Beryllium	ND	1.0	ug/L	SW846 6020	10/12-10/18/07	J8RJC1AG
		Dilution Factor: 1		Analysis Time..: 19:03	Analyst ID.....: 002260	
		Instrument ID..: I7		MDL.....: 0.20		
Calcium	**85100**	**1000**	**ug/L**	**SW846 6010B**	**10/12/07**	**J8RJC1AT**
		Dilution Factor: 1		Analysis Time..: 20:25	Analyst ID.....: 001644	
		Instrument ID..: I5		MDL.....: 130		
Cadmium	ND	0.50	ug/L	SW846 6020	10/12-10/18/07	J8RJC1AH
		Dilution Factor: 1		Analysis Time..: 19:03	Analyst ID.....: 002260	
		Instrument ID..: I7		MDL.....: 0.092		
Cobalt	ND	5.0	ug/L	SW846 6010B	10/12/07	J8RJC1AU
		Dilution Factor: 1		Analysis Time..: 20:25	Analyst ID.....: 001644	
		Instrument ID..: I5		MDL.....: 1.7		
Chromium	ND	5.0	ug/L	SW846 6010B	10/12/07	J8RJC1A2
		Dilution Factor: 1		Analysis Time..: 20:25	Analyst ID.....: 001644	
		Instrument ID..: I5		MDL.....: 2.2		
Copper	ND	5.0	ug/L	SW846 6010B	10/12/07	J8RJC1AV
		Dilution Factor: 1		Analysis Time..: 20:25	Analyst ID.....: 001644	
		Instrument ID..: I5		MDL.....: 4.5		

(Continued on next page)

Environmental Quality Mgt., Inc.

Client Sample ID: FWGBKGmw-005C-0510-GF

TOTAL Metals

Lot-Sample #...: A7J110400-019 **Matrix.....:** WG

PARAMETER	RESULT	REPORTING LIMIT	UNITS	METHOD	PREPARATION-ANALYSIS DATE	WORK ORDER #
Iron	**251**	**20.0**	**ug/L**	**SW846 6020**	**10/12-10/18/07**	**J8RJC1AJ**
		Dilution Factor: 1		Analysis Time..: 19:03	Analyst ID.....: 002260	
		Instrument ID..: I7		MDL.....: 15.0		
Mercury	ND	0.20	ug/L	SW846 7470A	10/12-10/15/07	J8RJC1AQ
		Dilution Factor: 1		Analysis Time..: 15:24	Analyst ID.....: 001086	
		Instrument ID..: H4		MDL.....: 0.090		
Potassium	**1230 J**	**1000**	**ug/L**	**SW846 6010B**	**10/12/07**	**J8RJC1AN**
		Dilution Factor: 1		Analysis Time..: 20:25	Analyst ID.....: 001644	
		Instrument ID..: I5		MDL.....: 72.0		
Magnesium	**19500**	**1000**	**ug/L**	**SW846 6010B**	**10/12/07**	**J8RJC1AW**
		Dilution Factor: 1		Analysis Time..: 20:25	Analyst ID.....: 001644	
		Instrument ID..: I5		MDL.....: 34.0		
Manganese	**2.9 B,J**	**10.0**	**ug/L**	**SW846 6010B**	**10/12/07**	**J8RJC1AX**
		Dilution Factor: 1		Analysis Time..: 20:25	Analyst ID.....: 001644	
		Instrument ID..: I5		MDL.....: 0.41		
Sodium	**10800**	**1000**	**ug/L**	**SW846 6010B**	**10/12/07**	**J8RJC1A0**
		Dilution Factor: 1		Analysis Time..: 20:25	Analyst ID.....: 001644	
		Instrument ID..: I5		MDL.....: 590		
Nickel	**3.6 B**	**10.0**	**ug/L**	**SW846 6010B**	**10/12/07**	**J8RJC1AM**
		Dilution Factor: 1		Analysis Time..: 20:25	Analyst ID.....: 001644	
		Instrument ID..: I5		MDL.....: 3.2		
Lead	ND	3.0	ug/L	SW846 6010B	10/12/07	J8RJC1AC
		Dilution Factor: 1		Analysis Time..: 20:25	Analyst ID.....: 001644	
		Instrument ID..: I5		MDL.....: 1.9		
Antimony	ND	2.0	ug/L	SW846 6020	10/12-10/18/07	J8RJC1AF
		Dilution Factor: 1		Analysis Time..: 19:03	Analyst ID.....: 002260	
		Instrument ID..: I7		MDL.....: 0.13		
Selenium	ND	5.0	ug/L	SW846 6010B	10/12/07	J8RJC1AD
		Dilution Factor: 1		Analysis Time..: 20:25	Analyst ID.....: 001644	
		Instrument ID..: I5		MDL.....: 4.1		

(Continued on next page)

Environmental Quality Mgt., Inc.

Client Sample ID: FWGBKGmw-005C-0510-GF

TOTAL Metals

Lot-Sample #...: A7J110400-019 **Matrix.....:** WG

PARAMETER	RESULT	REPORTING LIMIT	UNITS	METHOD	PREPARATION-ANALYSIS DATE	WORK ORDER #
Thallium	ND	1.0	ug/L	SW846 6020	10/12-10/18/07	J8RJC1AK
		Dilution Factor: 1		Analysis Time..: 19:03	Analyst ID.....: 002260	
		Instrument ID..: I7		MDL.....: 0.14		
Vanadium	ND	10.0	ug/L	SW846 6010B	10/12/07	J8RJC1A1
		Dilution Factor: 1		Analysis Time..: 20:25	Analyst ID.....: 001644	
		Instrument ID..: I5		MDL.....: 0.64		
Zinc	5.2 B,J	10.0	ug/L	SW846 6020	10/12-10/18/07	J8RJC1AL
		Dilution Factor: 1		Analysis Time..: 19:03	Analyst ID.....: 002260	
		Instrument ID..: I7		MDL.....: 2.0		

NOTE(S):

J Method blank contamination. The associated method blank contains the target analyte at a reportable level.

B Estimated result. Result is less than RL.

Environmental Quality Mgt., Inc.

Client Sample ID: FWGEQUIPRINSE4-0559-GW

TOTAL Metals

Lot-Sample #...: A7J110400-020 **Matrix.....:** WQ
Date Sampled...: 10/11/07 10:45 **Date Received..:** 10/11/07

PARAMETER	RESULT	REPORTING LIMIT	UNITS	METHOD	PREPARATION-ANALYSIS DATE	WORK ORDER #
Prep Batch #...: 7285016						
Silver	ND	5.0	ug/L	SW846 6010B	10/12/07	J8RJE1A5
		Dilution Factor: 1		Analysis Time..: 20:30	Analyst ID.....: 001644	
		Instrument ID..: I5		MDL.....: 2.2		
Aluminum	ND	50.0	ug/L	SW846 6020	10/12-10/18/07	J8RJE1AH
		Dilution Factor: 1		Analysis Time..: 19:06	Analyst ID.....: 002260	
		Instrument ID..: I7		MDL.....: 9.3		
Arsenic	ND	5.0	ug/L	SW846 6010B	10/12/07	J8RJE1AQ
		Dilution Factor: 1		Analysis Time..: 20:30	Analyst ID.....: 001644	
		Instrument ID..: I5		MDL.....: 3.2		
Barium	ND	10.0	ug/L	SW846 6010B	10/12/07	J8RJE1AV
		Dilution Factor: 1		Analysis Time..: 20:30	Analyst ID.....: 001644	
		Instrument ID..: I5		MDL.....: 0.67		
Beryllium	ND	1.0	ug/L	SW846 6020	10/12-10/18/07	J8RJE1AK
		Dilution Factor: 1		Analysis Time..: 19:06	Analyst ID.....: 002260	
		Instrument ID..: I7		MDL.....: 0.20		
Calcium	ND	1000	ug/L	SW846 6010B	10/12/07	J8RJE1AW
		Dilution Factor: 1		Analysis Time..: 20:30	Analyst ID.....: 001644	
		Instrument ID..: I5		MDL.....: 130		
Cadmium	ND	0.50	ug/L	SW846 6020	10/12-10/18/07	J8RJE1AL
		Dilution Factor: 1		Analysis Time..: 19:06	Analyst ID.....: 002260	
		Instrument ID..: I7		MDL.....: 0.092		
Cobalt	ND	5.0	ug/L	SW846 6010B	10/12/07	J8RJE1AX
		Dilution Factor: 1		Analysis Time..: 20:30	Analyst ID.....: 001644	
		Instrument ID..: I5		MDL.....: 1.7		
Chromium	ND	5.0	ug/L	SW846 6010B	10/12/07	J8RJE1A8
		Dilution Factor: 1		Analysis Time..: 20:30	Analyst ID.....: 001644	
		Instrument ID..: I5		MDL.....: 2.2		
Copper	ND	5.0	ug/L	SW846 6010B	10/12/07	J8RJE1A0
		Dilution Factor: 1		Analysis Time..: 20:30	Analyst ID.....: 001644	
		Instrument ID..: I5		MDL.....: 4.5		

(Continued on next page)

Environmental Quality Mgt., Inc.

Client Sample ID: FWGEQUIPRINSE4-0559-GW

TOTAL Metals

Lot-Sample #...: A7J110400-020 **Matrix.....:** WQ

PARAMETER	RESULT	REPORTING LIMIT	UNITS	METHOD	PREPARATION-ANALYSIS DATE	WORK ORDER #
Iron	ND	20.0	ug/L	SW846 6020	10/12-10/18/07	J8RJE1AM
		Dilution Factor: 1		Analysis Time..: 19:06	Analyst ID.....: 002260	
		Instrument ID..: I7		MDL.....: 15.0		
Mercury	ND	0.20	ug/L	SW846 7470A	10/12-10/15/07	J8RJE1AU
		Dilution Factor: 1		Analysis Time..: 15:25	Analyst ID.....: 001086	
		Instrument ID..: H4		MDL.....: 0.090		
Potassium	**136 B,J**	**1000**	**ug/L**	**SW846 6010B**	**10/12/07**	**J8RJE1A4**
		Dilution Factor: 1		Analysis Time..: 20:30	Analyst ID.....: 001644	
		Instrument ID..: I5		MDL.....: 72.0		
Magnesium	ND	1000	ug/L	SW846 6010B	10/12/07	J8RJE1A1
		Dilution Factor: 1		Analysis Time..: 20:30	Analyst ID.....: 001644	
		Instrument ID..: I5		MDL.....: 34.0		
Manganese	ND	10.0	ug/L	SW846 6010B	10/12/07	J8RJE1A2
		Dilution Factor: 1		Analysis Time..: 20:30	Analyst ID.....: 001644	
		Instrument ID..: I5		MDL.....: 0.41		
Sodium	ND	1000	ug/L	SW846 6010B	10/12/07	J8RJE1A6
		Dilution Factor: 1		Analysis Time..: 20:30	Analyst ID.....: 001644	
		Instrument ID..: I5		MDL.....: 590		
Nickel	ND	10.0	ug/L	SW846 6010B	10/12/07	J8RJE1A3
		Dilution Factor: 1		Analysis Time..: 20:30	Analyst ID.....: 001644	
		Instrument ID..: I5		MDL.....: 3.2		
Lead	ND	3.0	ug/L	SW846 6010B	10/12/07	J8RJE1AR
		Dilution Factor: 1		Analysis Time..: 20:30	Analyst ID.....: 001644	
		Instrument ID..: I5		MDL.....: 1.9		
Antimony	ND	2.0	ug/L	SW846 6020	10/12-10/18/07	J8RJE1AJ
		Dilution Factor: 1		Analysis Time..: 19:06	Analyst ID.....: 002260	
		Instrument ID..: I7		MDL.....: 0.13		
Selenium	ND	5.0	ug/L	SW846 6010B	10/12/07	J8RJE1AT
		Dilution Factor: 1		Analysis Time..: 20:30	Analyst ID.....: 001644	
		Instrument ID..: I5		MDL.....: 4.1		

(Continued on next page)

Environmental Quality Mgt., Inc.

Client Sample ID: FWGEQUIPRINSE4-0559-GW

TOTAL Metals

Lot-Sample #...: A7J110400-020 **Matrix.....:** WQ

PARAMETER	RESULT	REPORTING LIMIT	UNITS	METHOD	PREPARATION-ANALYSIS DATE	WORK ORDER #
Thallium	ND	1.0	ug/L	SW846 6020	10/12-10/18/07	J8RJE1AN
		Dilution Factor: 1		Analysis Time..: 19:06	Analyst ID.....: 002260	
		Instrument ID..: I7		MDL.....: 0.14		
Vanadium	ND	10.0	ug/L	SW846 6010B	10/12/07	J8RJE1A7
		Dilution Factor: 1		Analysis Time..: 20:30	Analyst ID.....: 001644	
		Instrument ID..: I5		MDL.....: 0.64		
Zinc	ND	10.0	ug/L	SW846 6020	10/12-10/18/07	J8RJE1AP
		Dilution Factor: 1		Analysis Time..: 19:06	Analyst ID.....: 002260	
		Instrument ID..: I7		MDL.....: 2.0		

NOTE(S):

B Estimated result. Result is less than RL.

J Method blank contamination. The associated method blank contains the target analyte at a reportable level.

Environmental Quality Mgt., Inc.

Client Sample ID: FWGBKGmw-019C-0520-GF

TOTAL Metals

Lot-Sample #...: A7J110400-022 **Matrix.....:** WG
Date Sampled...: 10/11/07 11:55 **Date Received..:** 10/11/07

PARAMETER	RESULT	REPORTING LIMIT	UNITS	METHOD	PREPARATION-ANALYSIS DATE	WORK ORDER #
Prep Batch #...: 7285016						
Silver	ND	5.0	ug/L	SW846 6010B	10/12/07	J8RJG1AP
		Dilution Factor: 1		Analysis Time..: 20:35	Analyst ID.....: 001644	
		Instrument ID..: I5		MDL.....: 2.2		
Aluminum	ND	50.0	ug/L	SW846 6020	10/12-10/18/07	J8RJG1AE
		Dilution Factor: 1		Analysis Time..: 19:10	Analyst ID.....: 002260	
		Instrument ID..: I7		MDL.....: 9.3		
Arsenic	ND	5.0	ug/L	SW846 6010B	10/12/07	J8RJG1AA
		Dilution Factor: 1		Analysis Time..: 20:35	Analyst ID.....: 001644	
		Instrument ID..: I5		MDL.....: 3.2		
Barium	**41.9**	**10.0**	**ug/L**	**SW846 6010B**	**10/12/07**	**J8RJG1AR**
		Dilution Factor: 1		Analysis Time..: 20:35	Analyst ID.....: 001644	
		Instrument ID..: I5		MDL.....: 0.67		
Beryllium	ND	1.0	ug/L	SW846 6020	10/12-10/18/07	J8RJG1AG
		Dilution Factor: 1		Analysis Time..: 19:10	Analyst ID.....: 002260	
		Instrument ID..: I7		MDL.....: 0.20		
Calcium	**112000**	**1000**	**ug/L**	**SW846 6010B**	**10/12/07**	**J8RJG1AT**
		Dilution Factor: 1		Analysis Time..: 20:35	Analyst ID.....: 001644	
		Instrument ID..: I5		MDL.....: 130		
Cadmium	ND	0.50	ug/L	SW846 6020	10/12-10/18/07	J8RJG1AH
		Dilution Factor: 1		Analysis Time..: 19:10	Analyst ID.....: 002260	
		Instrument ID..: I7		MDL.....: 0.092		
Cobalt	ND	5.0	ug/L	SW846 6010B	10/12/07	J8RJG1AU
		Dilution Factor: 1		Analysis Time..: 20:35	Analyst ID.....: 001644	
		Instrument ID..: I5		MDL.....: 1.7		
Chromium	ND	5.0	ug/L	SW846 6010B	10/12/07	J8RJG1A2
		Dilution Factor: 1		Analysis Time..: 20:35	Analyst ID.....: 001644	
		Instrument ID..: I5		MDL.....: 2.2		
Copper	ND	5.0	ug/L	SW846 6010B	10/12/07	J8RJG1AV
		Dilution Factor: 1		Analysis Time..: 20:35	Analyst ID.....: 001644	
		Instrument ID..: I5		MDL.....: 4.5		

(Continued on next page)

Environmental Quality Mgt., Inc.

Client Sample ID: FWGBKGmw-019C-0520-GF

TOTAL Metals

Lot-Sample #...: A7J110400-022 **Matrix.....:** WG

PARAMETER	RESULT	REPORTING LIMIT	UNITS	METHOD	PREPARATION-ANALYSIS DATE	WORK ORDER #
Iron	**551**	**20.0**	**ug/L**	**SW846 6020**	**10/12-10/18/07**	**J8RJG1AJ**
		Dilution Factor: 1		Analysis Time..: 19:10	Analyst ID.....: 002260	
		Instrument ID..: I7		MDL.....: 15.0		
Mercury	ND	0.20	ug/L	SW846 7470A	10/12-10/15/07	J8RJG1AQ
		Dilution Factor: 1		Analysis Time..: 15:26	Analyst ID.....: 001086	
		Instrument ID..: H4		MDL.....: 0.090		
Potassium	**1110 J**	**1000**	**ug/L**	**SW846 6010B**	**10/12/07**	**J8RJG1AN**
		Dilution Factor: 1		Analysis Time..: 20:35	Analyst ID.....: 001644	
		Instrument ID..: I5		MDL.....: 72.0		
Magnesium	**32400**	**1000**	**ug/L**	**SW846 6010B**	**10/12/07**	**J8RJG1AW**
		Dilution Factor: 1		Analysis Time..: 20:35	Analyst ID.....: 001644	
		Instrument ID..: I5		MDL.....: 34.0		
Manganese	**189 J**	**10.0**	**ug/L**	**SW846 6010B**	**10/12/07**	**J8RJG1AX**
		Dilution Factor: 1		Analysis Time..: 20:35	Analyst ID.....: 001644	
		Instrument ID..: I5		MDL.....: 0.41		
Sodium	**9120**	**1000**	**ug/L**	**SW846 6010B**	**10/12/07**	**J8RJG1A0**
		Dilution Factor: 1		Analysis Time..: 20:35	Analyst ID.....: 001644	
		Instrument ID..: I5		MDL.....: 590		
Nickel	ND	10.0	ug/L	SW846 6010B	10/12/07	J8RJG1AM
		Dilution Factor: 1		Analysis Time..: 20:35	Analyst ID.....: 001644	
		Instrument ID..: I5		MDL.....: 3.2		
Lead	ND	3.0	ug/L	SW846 6010B	10/12/07	J8RJG1AC
		Dilution Factor: 1		Analysis Time..: 20:35	Analyst ID.....: 001644	
		Instrument ID..: I5		MDL.....: 1.9		
Antimony	ND	2.0	ug/L	SW846 6020	10/12-10/18/07	J8RJG1AF
		Dilution Factor: 1		Analysis Time..: 19:10	Analyst ID.....: 002260	
		Instrument ID..: I7		MDL.....: 0.13		
Selenium	ND	5.0	ug/L	SW846 6010B	10/12/07	J8RJG1AD
		Dilution Factor: 1		Analysis Time..: 20:35	Analyst ID.....: 001644	
		Instrument ID..: I5		MDL.....: 4.1		

(Continued on next page)

Environmental Quality Mgt., Inc.

Client Sample ID: FWGBKGmw-019C-0520-GF

TOTAL Metals

Lot-Sample #...: A7J110400-022 **Matrix.....:** WG

PARAMETER	RESULT	REPORTING LIMIT	UNITS	METHOD	PREPARATION-ANALYSIS DATE	WORK ORDER #
Thallium	ND	1.0	ug/L	SW846 6020	10/12-10/18/07	J8RJG1AK
		Dilution Factor: 1		Analysis Time..: 19:10	Analyst ID.....: 002260	
		Instrument ID..: I7		MDL.....: 0.14		
Vanadium	ND	10.0	ug/L	SW846 6010B	10/12/07	J8RJG1A1
		Dilution Factor: 1		Analysis Time..: 20:35	Analyst ID.....: 001644	
		Instrument ID..: I5		MDL.....: 0.64		
Zinc	**2.9 B,J**	**10.0**	**ug/L**	***SW846 6020***	**10/12-10/18/07**	**J8RJG1AL**
		Dilution Factor: 1		Analysis Time..: 19:10	Analyst ID.....: 002260	
		Instrument ID..: I7		MDL.....: 2.0		

NOTE(S):

J Method blank contamination. The associated method blank contains the target analyte at a reportable level.

B *Estimated result. Result is less than RL.*

Environmental Quality Mgt., Inc.

Client Sample ID: FWGBKGmw-020C-0521-GF

TOTAL Metals

Lot-Sample #...: A7J110400-024 **Matrix.....:** WG
Date Sampled...: 10/11/07 13:15 **Date Received..:** 10/11/07

PARAMETER	RESULT	REPORTING LIMIT	UNITS	METHOD	PREPARATION-ANALYSIS DATE	WORK ORDER #
Prep Batch #...: 7285016						
Silver	ND	5.0	ug/L	SW846 6010B	10/12/07	J8RJJ1AP
		Dilution Factor: 1		Analysis Time..: 20:40	Analyst ID.....: 001644	
		Instrument ID..: I5		MDL.....: 2.2		
Aluminum	ND	50.0	ug/L	SW846 6020	10/12-10/18/07	J8RJJ1AE
		Dilution Factor: 1		Analysis Time..: 19:14	Analyst ID.....: 002260	
		Instrument ID..: I7		MDL.....: 9.3		
Arsenic	ND	5.0	ug/L	SW846 6010B	10/12/07	J8RJJ1AA
		Dilution Factor: 1		Analysis Time..: 20:40	Analyst ID.....: 001644	
		Instrument ID..: I5		MDL.....: 3.2		
Barium	**130**	**10.0**	**ug/L**	**SW846 6010B**	**10/12/07**	**J8RJJ1AR**
		Dilution Factor: 1		Analysis Time..: 20:40	Analyst ID.....: 001644	
		Instrument ID..: I5		MDL.....: 0.67		
Beryllium	ND	1.0	ug/L	SW846 6020	10/12-10/18/07	J8RJJ1AG
		Dilution Factor: 1		Analysis Time..: 19:14	Analyst ID.....: 002260	
		Instrument ID..: I7		MDL.....: 0.20		
Calcium	**51800**	**1000**	**ug/L**	**SW846 6010B**	**10/12/07**	**J8RJJ1AT**
		Dilution Factor: 1		Analysis Time..: 20:40	Analyst ID.....: 001644	
		Instrument ID..: I5		MDL.....: 130		
Cadmium	ND	0.50	ug/L	SW846 6020	10/12-10/18/07	J8RJJ1AH
		Dilution Factor: 1		Analysis Time..: 19:14	Analyst ID.....: 002260	
		Instrument ID..: I7		MDL.....: 0.092		
Cobalt	ND	5.0	ug/L	SW846 6010B	10/12/07	J8RJJ1AU
		Dilution Factor: 1		Analysis Time..: 20:40	Analyst ID.....: 001644	
		Instrument ID..: I5		MDL.....: 1.7		
Chromium	ND	5.0	ug/L	SW846 6010B	10/12/07	J8RJJ1A2
		Dilution Factor: 1		Analysis Time..: 20:40	Analyst ID.....: 001644	
		Instrument ID..: I5		MDL.....: 2.2		
Copper	ND	5.0	ug/L	SW846 6010B	10/12/07	J8RJJ1AV
		Dilution Factor: 1		Analysis Time..: 20:40	Analyst ID.....: 001644	
		Instrument ID..: I5		MDL.....: 4.5		

(Continued on next page)

Environmental Quality Mgt., Inc.

Client Sample ID: FWGBKGmw-020C-0521-GF

TOTAL Metals

Lot-Sample #...: A7J110400-024 **Matrix.....:** WG

PARAMETER	RESULT	REPORTING LIMIT	UNITS	METHOD	PREPARATION-ANALYSIS DATE	WORK ORDER #
Iron	**2390**	**20.0**	**ug/L**	**SW846 6020**	**10/12-10/18/07**	**J8RJJ1AJ**
		Dilution Factor: 1		Analysis Time..: 19:14	Analyst ID.....: 002260	
		Instrument ID..: I7		MDL.....: 15.0		
Mercury	ND	0.20	ug/L	SW846 7470A	10/12-10/15/07	J8RJJ1AQ
		Dilution Factor: 1		Analysis Time..: 15:27	Analyst ID.....: 001086	
		Instrument ID..: H4		MDL.....: 0.090		
Potassium	**2390 J**	**1000**	**ug/L**	**SW846 6010B**	**10/12/07**	**J8RJJ1AN**
		Dilution Factor: 1		Analysis Time..: 20:40	Analyst ID.....: 001644	
		Instrument ID..: I5		MDL.....: 72.0		
Magnesium	**16300**	**1000**	**ug/L**	**SW846 6010B**	**10/12/07**	**J8RJJ1AW**
		Dilution Factor: 1		Analysis Time..: 20:40	Analyst ID.....: 001644	
		Instrument ID..: I5		MDL.....: 34.0		
Manganese	**756 J**	**10.0**	**ug/L**	**SW846 6010B**	**10/12/07**	**J8RJJ1AX**
		Dilution Factor: 1		Analysis Time..: 20:40	Analyst ID.....: 001644	
		Instrument ID..: I5		MDL.....: 0.41		
Sodium	**7820**	**1000**	**ug/L**	**SW846 6010B**	**10/12/07**	**J8RJJ1A0**
		Dilution Factor: 1		Analysis Time..: 20:40	Analyst ID.....: 001644	
		Instrument ID..: I5		MDL.....: 590		
Nickel	ND	10.0	ug/L	SW846 6010B	10/12/07	J8RJJ1AM
		Dilution Factor: 1		Analysis Time..: 20:40	Analyst ID.....: 001644	
		Instrument ID..: I5		MDL.....: 3.2		
Lead	ND	3.0	ug/L	SW846 6010B	10/12/07	J8RJJ1AC
		Dilution Factor: 1		Analysis Time..: 20:40	Analyst ID.....: 001644	
		Instrument ID..: I5		MDL.....: 1.9		
Antimony	ND	2.0	ug/L	SW846 6020	10/12-10/18/07	J8RJJ1AF
		Dilution Factor: 1		Analysis Time..: 19:14	Analyst ID.....: 002260	
		Instrument ID..: I7		MDL.....: 0.13		
Selenium	ND	5.0	ug/L	SW846 6010B	10/12/07	J8RJJ1AD
		Dilution Factor: 1		Analysis Time..: 20:40	Analyst ID.....: 001644	
		Instrument ID..: I5		MDL.....: 4.1		

(Continued on next page)

Environmental Quality Mgt., Inc.

Client Sample ID: FWGBKGmw-020C-0521-GF

TOTAL Metals

Lot-Sample #...: A7J110400-024 **Matrix.....:** WG

PARAMETER	RESULT	REPORTING LIMIT	UNITS	METHOD	PREPARATION-ANALYSIS DATE	WORK ORDER #
Thallium	ND	1.0	ug/L	SW846 6020	10/12-10/18/07	J8RJJ1AK
		Dilution Factor: 1		Analysis Time..: 19:14	Analyst ID.....: 002260	
		Instrument ID..: I7		MDL.....: 0.14		
Vanadium	ND	10.0	ug/L	SW846 6010B	10/12/07	J8RJJ1A1
		Dilution Factor: 1		Analysis Time..: 20:40	Analyst ID.....: 001644	
		Instrument ID..: I5		MDL.....: 0.64		
Zinc	**5.0 B,J**	**10.0**	**ug/L**	**SW846 6020**	**10/12-10/18/07**	**J8RJJ1AL**
		Dilution Factor: 1		Analysis Time..: 19:14	Analyst ID.....: 002260	
		Instrument ID..: I7		MDL.....: 2.0		

NOTE(S):

J Method blank contamination. The associated method blank contains the target analyte at a reportable level.

B Estimated result. Result is less than RL.

METHOD BLANK REPORT

TOTAL Metals

Client Lot #...: A7J110400 **Matrix.....:** WATER

PARAMETER	RESULT	REPORTING LIMIT	UNITS	METHOD	PREPARATION-ANALYSIS DATE	WORK ORDER #
MB Lot-Sample #: A7J120000-016 **Prep Batch #...:** 7285016						
Aluminum	ND	50.0	ug/L	SW846 6020	10/12-10/18/07	J8RL71AA
		Dilution Factor: 1				
		Analysis Time..: 17:51		Analyst ID.....: 002260	Instrument ID..: I7	
Antimony	ND	2.0	ug/L	SW846 6020	10/12-10/18/07	J8RL71AC
		Dilution Factor: 1				
		Analysis Time..: 17:51		Analyst ID.....: 002260	Instrument ID..: I7	
Arsenic	ND	5.0	ug/L	SW846 6010B	10/12/07	J8RL71AJ
		Dilution Factor: 1				
		Analysis Time..: 18:46		Analyst ID.....: 001644	Instrument ID..: I5	
Barium	ND	10.0	ug/L	SW846 6010B	10/12/07	J8RL71AN
		Dilution Factor: 1				
		Analysis Time..: 18:46		Analyst ID.....: 001644	Instrument ID..: I5	
Beryllium	ND	1.0	ug/L	SW846 6020	10/12-10/18/07	J8RL71AD
		Dilution Factor: 1				
		Analysis Time..: 17:51		Analyst ID.....: 002260	Instrument ID..: I7	
Cadmium	ND	0.50	ug/L	SW846 6020	10/12-10/18/07	J8RL71AE
		Dilution Factor: 1				
		Analysis Time..: 17:51		Analyst ID.....: 002260	Instrument ID..: I7	
Calcium	ND	1000	ug/L	SW846 6010B	10/12/07	J8RL71AP
		Dilution Factor: 1				
		Analysis Time..: 18:46		Analyst ID.....: 001644	Instrument ID..: I5	
Chromium	ND	5.0	ug/L	SW846 6010B	10/12/07	J8RL71A2
		Dilution Factor: 1				
		Analysis Time..: 18:46		Analyst ID.....: 001644	Instrument ID..: I5	
Cobalt	ND	5.0	ug/L	SW846 6010B	10/12/07	J8RL71AQ
		Dilution Factor: 1				
		Analysis Time..: 18:46		Analyst ID.....: 001644	Instrument ID..: I5	
Copper	ND	5.0	ug/L	SW846 6010B	10/12/07	J8RL71AR
		Dilution Factor: 1				
		Analysis Time..: 18:46		Analyst ID.....: 001644	Instrument ID..: I5	
Iron	ND	20.0	ug/L	SW846 6020	10/12-10/18/07	J8RL71AF
		Dilution Factor: 1				
		Analysis Time..: 17:51		Analyst ID.....: 002260	Instrument ID..: I7	

(Continued on next page)

METHOD BLANK REPORT

TOTAL Metals

Client Lot #...: A7J110400 **Matrix.....:** WATER

PARAMETER	RESULT	REPORTING LIMIT	UNITS	METHOD	PREPARATION-ANALYSIS DATE	WORK ORDER #
Lead	ND	3.0	ug/L	SW846 6010B	10/12/07	J8RL71AK
		Dilution Factor: 1				
		Analysis Time..: 18:46		Analyst ID.....: 001644	Instrument ID..: I5	
Magnesium	ND	1000	ug/L	SW846 6010B	10/12/07	J8RL71AT
		Dilution Factor: 1				
		Analysis Time..: 18:46		Analyst ID.....: 001644	Instrument ID..: I5	
Manganese	**1.2 B**	**10.0**	**ug/L**	**SW846 6010B**	**10/12/07**	**J8RL71AU**
		Dilution Factor: 1				
		Analysis Time..: 18:46		Analyst ID.....: 001644	Instrument ID..: I5	
Mercury	ND	0.20	ug/L	SW846 7470A	10/12-10/15/07	J8RL71AM
		Dilution Factor: 1				
		Analysis Time..: 15:05		Analyst ID.....: 001086	Instrument ID..: H4	
Nickel	ND	10.0	ug/L	SW846 6010B	10/12/07	J8RL71AV
		Dilution Factor: 1				
		Analysis Time..: 18:46		Analyst ID.....: 001644	Instrument ID..: I5	
Potassium	**146 B**	**1000**	**ug/L**	**SW846 6010B**	**10/12/07**	**J8RL71AW**
		Dilution Factor: 1				
		Analysis Time..: 18:46		Analyst ID.....: 001644	Instrument ID..: I5	
Selenium	ND	5.0	ug/L	SW846 6010B	10/12/07	J8RL71AL
		Dilution Factor: 1				
		Analysis Time..: 18:46		Analyst ID.....: 001644	Instrument ID..: I5	
Silver	ND	5.0	ug/L	SW846 6010B	10/12/07	J8RL71AX
		Dilution Factor: 1				
		Analysis Time..: 18:46		Analyst ID.....: 001644	Instrument ID..: I5	
Sodium	ND	1000	ug/L	SW846 6010B	10/12/07	J8RL71A0
		Dilution Factor: 1				
		Analysis Time..: 18:46		Analyst ID.....: 001644	Instrument ID..: I5	
Thallium	ND	1.0	ug/L	SW846 6020	10/12-10/18/07	J8RL71AG
		Dilution Factor: 1				
		Analysis Time..: 17:51		Analyst ID.....: 002260	Instrument ID..: I7	
Vanadium	ND	10.0	ug/L	SW846 6010B	10/12/07	J8RL71A1
		Dilution Factor: 1				
		Analysis Time..: 18:46		Analyst ID.....: 001644	Instrument ID..: I5	
Zinc	**2.8 B**	**10.0**	**ug/L**	**SW846 6020**	**10/12-10/18/07**	**J8RL71AH**
		Dilution Factor: 1				
		Analysis Time..: 17:51		Analyst ID.....: 002260	Instrument ID..: I7	

(Continued on next page)

METHOD BLANK REPORT

TOTAL Metals

Client Lot #...: A7J110400 Matrix.....: WATER

NOTE(S):

Calculations are performed before rounding to avoid round-off errors in calculated results.

B Estimated result. Result is less than RL.

Method Blank Outlier Report

Lab Reporting Batch : A7J110400
Lab ID: STLCAN
Analysis Method : 6010B
Analysis Date : 10/12/2007
Preparation Type : 3005A
Preparation Date : 10/12/2007
Method Blank Lab Sample ID : A7J120000016B
Preparation Batch : 7285016

Manganese	Result	Reporting Limit	Units	Lab Qual	Comments
Method Blank Result:	1.2	10.0	ug/L	B	

2 1/2 RL no qual.

Manganese was qualified due to method blank contamination in the following associated samples:

Client Sample ID	Lab Sample ID	Dilution	Result	Lab Qual	Result Units
FWGBKGmw-004C-0509-GF	A7J110400002	1	0.65	B J	ug/L
FWGBKGmw-005C-0510-GF	A7J110400019	1	2.9	B J	ug/L
FWGBKGmw-021C-0522-GF	A7J110400009	1	0.64	B J	ug/L

Potassium	Result	Reporting Limit	Units	Lab Qual	Comments
Method Blank Result:	146	1000	ug/L	B	

Potassium was qualified due to method blank contamination in the following associated samples:

Client Sample ID	Lab Sample ID	Dilution	Result	Lab Qual	Result Units
FWGBKGmw-004C-0509-GF	A7J110400002	1	707	B J	ug/L
FWGBKGmw-008C-0512-GF	A7J110400004	1	511	B J	ug/L
FWGBKGmw-016C-0517-GF	A7J110400006	1	576	B J	ug/L
FWGEQUIPRINSE4-0559-G	A7J110400020	1	136	B J	ug/L

Zinc	Result	Reporting Limit	Units	Lab Qual	Comments
Method Blank Result:	2.8	10.0	ug/L	B	

2 1/2 RL No qual.

Zinc was qualified due to method blank contamination in the following associated samples:

Client Sample ID	Lab Sample ID	Dilution	Result	Lab Qual	Result Units
FWGBKGmw-004C-0509-GF	A7J110400002	1	5.5	B J	ug/L
FWGBKGmw-005C-0510-GF	A7J110400019	1	5.2	B J	ug/L
FWGBKGmw-008C-0512-GF	A7J110400004	1	6.4	B J	ug/L
FWGBKGmw-016C-0517-GF	A7J110400006	1	4.5	B J	ug/L
FWGBKGmw-018C-0519-GF	A7J110400011	1	3.5	B J	ug/L
FWGBKGmw-019C-0520-GF	A7J110400022	1	2.9	B J	ug/L
FWGBKGmw-020C-0521-GF	A7J110400024	1	5.0	B J	ug/L
FWGBKGmw-021C-0522-GF	A7J110400009	1	10.7	J	ug/L
FWGBKGmw-DUP5-0555-G	A7J110400013	1	2.7	B J	ug/L

LABORATORY CONTROL SAMPLE EVALUATION REPORT

TOTAL Metals

Client Lot #...: A7J110400 **Matrix.....:** WATER

PARAMETER	PERCENT RECOVERY	RECOVERY LIMITS	METHOD	PREPARATION-ANALYSIS DATE	WORK ORDER #
LCS Lot-Sample#: A7J120000-016 **Prep Batch #...:** 7285016					
Aluminum	101	(77 - 123)	SW846 6020	10/12-10/18/07	J8RL71A3
		Dilution Factor: 1	Analysis Time..: 17:55	Analyst ID.....: 002260	
		Instrument ID..: I7			
Antimony	96	(57 - 110)	SW846 6020	10/12-10/18/07	J8RL71A4
		Dilution Factor: 1	Analysis Time..: 17:55	Analyst ID.....: 002260	
		Instrument ID..: I7			
Beryllium	111	(84 - 120)	SW846 6020	10/12-10/18/07	J8RL71A5
		Dilution Factor: 1	Analysis Time..: 17:55	Analyst ID.....: 002260	
		Instrument ID..: I7			
Cadmium	104	(89 - 114)	SW846 6020	10/12-10/18/07	J8RL71A6
		Dilution Factor: 1	Analysis Time..: 17:55	Analyst ID.....: 002260	
		Instrument ID..: I7			
Iron	99	(80 - 118)	SW846 6020	10/12-10/18/07	J8RL71A7
		Dilution Factor: 1	Analysis Time..: 17:55	Analyst ID.....: 002260	
		Instrument ID..: I7			
Thallium	96	(82 - 113)	SW846 6020	10/12-10/18/07	J8RL71A8
		Dilution Factor: 1	Analysis Time..: 17:55	Analyst ID.....: 002260	
		Instrument ID..: I7			
Zinc	110	(90 - 129)	SW846 6020	10/12-10/18/07	J8RL71A9
		Dilution Factor: 1	Analysis Time..: 17:55	Analyst ID.....: 002260	
		Instrument ID..: I7			
Arsenic	88	(80 - 120)	SW846 6010B	10/12/07	J8RL71CA
		Dilution Factor: 1	Analysis Time..: 18:51	Analyst ID.....: 001644	
		Instrument ID..: I5			
Lead	88	(80 - 120)	SW846 6010B	10/12/07	J8RL71CC
		Dilution Factor: 1	Analysis Time..: 18:51	Analyst ID.....: 001644	
		Instrument ID..: I5			
Selenium	89	(80 - 120)	SW846 6010B	10/12/07	J8RL71CD
		Dilution Factor: 1	Analysis Time..: 18:51	Analyst ID.....: 001644	
		Instrument ID..: I5			

(Continued on next page)

LABORATORY CONTROL SAMPLE EVALUATION REPORT

TOTAL Metals

Client Lot #...: A7J110400 **Matrix.....:** WATER

PARAMETER	PERCENT RECOVERY	RECOVERY LIMITS	METHOD	PREPARATION-ANALYSIS DATE	WORK ORDER #
Mercury	95	(81 - 123)	SW846 7470A	10/12-10/15/07	J8RL71CE
		Dilution Factor: 1	Analysis Time..: 15:07		Analyst ID.....: 001086
		Instrument ID..: H4			
Barium	91	(80 - 120)	SW846 6010B	10/12/07	J8RL71CF
		Dilution Factor: 1	Analysis Time..: 18:51		Analyst ID.....: 001644
		Instrument ID..: I5			
Calcium	102	(80 - 120)	SW846 6010B	10/12/07	J8RL71CG
		Dilution Factor: 1	Analysis Time..: 18:51		Analyst ID.....: 001644
		Instrument ID..: I5			
Cobalt	88	(80 - 120)	SW846 6010B	10/12/07	J8RL71CH
		Dilution Factor: 1	Analysis Time..: 18:51		Analyst ID.....: 001644
		Instrument ID..: I5			
Copper	94	(80 - 120)	SW846 6010B	10/12/07	J8RL71CJ
		Dilution Factor: 1	Analysis Time..: 18:51		Analyst ID.....: 001644
		Instrument ID..: I5			
Magnesium	104	(80 - 120)	SW846 6010B	10/12/07	J8RL71CK
		Dilution Factor: 1	Analysis Time..: 18:51		Analyst ID.....: 001644
		Instrument ID..: I5			
Manganese	93	(80 - 120)	SW846 6010B	10/12/07	J8RL71CL
		Dilution Factor: 1	Analysis Time..: 18:51		Analyst ID.....: 001644
		Instrument ID..: I5			
Nickel	90	(80 - 120)	SW846 6010B	10/12/07	J8RL71CM
		Dilution Factor: 1	Analysis Time..: 18:51		Analyst ID.....: 001644
		Instrument ID..: I5			
Potassium	103	(80 - 120)	SW846 6010B	10/12/07	J8RL71CN
		Dilution Factor: 1	Analysis Time..: 18:51		Analyst ID.....: 001644
		Instrument ID..: I5			
Silver	106	(80 - 120)	SW846 6010B	10/12/07	J8RL71CP
		Dilution Factor: 1	Analysis Time..: 18:51		Analyst ID.....: 001644
		Instrument ID..: I5			
Sodium	105	(80 - 120)	SW846 6010B	10/12/07	J8RL71CQ
		Dilution Factor: 1	Analysis Time..: 18:51		Analyst ID.....: 001644
		Instrument ID..: I5			

(Continued on next page)

LABORATORY CONTROL SAMPLE EVALUATION REPORT

TOTAL Metals

Client Lot #...: A7J110400 **Matrix.....:** WATER

PARAMETER	PERCENT RECOVERY	RECOVERY LIMITS	METHOD	PREPARATION-ANALYSIS DATE	WORK ORDER #
Vanadium	91	(80 - 120)	SW846 6010B	10/12/07	J8RL71CR
		Dilution Factor: 1	Analysis Time..: 18:51		Analyst ID.....: 001644
		Instrument ID..: I5			
Chromium	90	(80 - 120)	SW846 6010B	10/12/07	J8RL71CT
		Dilution Factor: 1	Analysis Time..: 18:51		Analyst ID.....: 001644
		Instrument ID..: I5			

NOTE(S):

Calculations are performed before rounding to avoid round-off errors in calculated results.

MATRIX SPIKE SAMPLE EVALUATION REPORT

TOTAL Metals

Client Lot #...: A7J110400 **Matrix.....:** WG
Date Sampled...: 10/11/07 09:10 **Date Received..:** 10/11/07

PARAMETER	PERCENT RECOVERY	RECOVERY LIMITS	METHOD	PREPARATION-ANALYSIS DATE	WORK ORDER #
MS Lot-Sample #: A7J110400-002 **Prep Batch #...:** 7285016					
Aluminum	101	(63 - 128)	SW846 6020	10/12-10/18/07	J8RHP1AC
		Dilution Factor: 1	Analysis Time..: 18:00		Instrument ID..: I7
		Analyst ID.....: 002260			
Antimony	96	(44 - 153)	SW846 6020	10/12-10/18/07	J8RHP1AF
		Dilution Factor: 1	Analysis Time..: 18:00		Instrument ID..: I7
		Analyst ID.....: 002260			
Arsenic	94	(75 - 125)	SW846 6010B	10/12/07	J8RHP1A2
		Dilution Factor: 1	Analysis Time..: 18:57		Instrument ID..: I5
		Analyst ID.....: 001644			
Barium	97	(75 - 125)	SW846 6010B	10/12/07	J8RHP1CF
		Dilution Factor: 1	Analysis Time..: 18:57		Instrument ID..: I5
		Analyst ID.....: 001644			
Beryllium	104	(77 - 124)	SW846 6020	10/12-10/18/07	J8RHP1AJ
		Dilution Factor: 1	Analysis Time..: 18:00		Instrument ID..: I7
		Analyst ID.....: 002260			
Cadmium	101	(78 - 117)	SW846 6020	10/12-10/18/07	J8RHP1AM
		Dilution Factor: 1	Analysis Time..: 18:00		Instrument ID..: I7
		Analyst ID.....: 002260			
Calcium	101	(75 - 125)	SW846 6010B	10/12/07	J8RHP1CJ
		Dilution Factor: 1	Analysis Time..: 18:57		Instrument ID..: I5
		Analyst ID.....: 001644			
Chromium	95	(75 - 125)	SW846 6010B	10/12/07	J8RHP1DJ
		Dilution Factor: 1	Analysis Time..: 18:57		Instrument ID..: I5
		Analyst ID.....: 001644			
Cobalt	93	(75 - 125)	SW846 6010B	10/12/07	J8RHP1CM
		Dilution Factor: 1	Analysis Time..: 18:57		Instrument ID..: I5
		Analyst ID.....: 001644			
Copper	100	(75 - 125)	SW846 6010B	10/12/07	J8RHP1CQ
		Dilution Factor: 1	Analysis Time..: 18:57		Instrument ID..: I5
		Analyst ID.....: 001644			

(Continued on next page)

MATRIX SPIKE SAMPLE EVALUATION REPORT

TOTAL Metals

Client Lot #...: A7J110400 **Matrix.....:** WG
Date Sampled...: 10/11/07 09:10 **Date Received..:** 10/11/07

PARAMETER	PERCENT RECOVERY	RECOVERY LIMITS	METHOD	PREPARATION-ANALYSIS DATE	WORK ORDER #
Iron	94	(22 - 169)	SW846 6020	10/12-10/18/07	J8RHP1AQ
		Dilution Factor: 1	Analysis Time..: 18:00		Instrument ID..: I7
		Analyst ID.....: 002260			
Lead	93	(75 - 125)	SW846 6010B	10/12/07	J8RHP1A5
		Dilution Factor: 1	Analysis Time..: 18:57		Instrument ID..: I5
		Analyst ID.....: 001644			
Magnesium	104	(75 - 125)	SW846 6010B	10/12/07	J8RHP1CU
		Dilution Factor: 1	Analysis Time..: 18:57		Instrument ID..: I5
		Analyst ID.....: 001644			
Manganese	100	(75 - 125)	SW846 6010B	10/12/07	J8RHP1CX
		Dilution Factor: 1	Analysis Time..: 18:57		Instrument ID..: I5
		Analyst ID.....: 001644			
Mercury	95	(69 - 134)	SW846 7470A	10/12-10/15/07	J8RHP1CC
		Dilution Factor: 1	Analysis Time..: 15:15		Instrument ID..: H4
		Analyst ID.....: 001086			
Nickel	97	(75 - 125)	SW846 6010B	10/12/07	J8RHP1C2
		Dilution Factor: 1	Analysis Time..: 18:57		Instrument ID..: I5
		Analyst ID.....: 001644			
Potassium	104	(75 - 125)	SW846 6010B	10/12/07	J8RHP1C5
		Dilution Factor: 1	Analysis Time..: 18:57		Instrument ID..: I5
		Analyst ID.....: 001644			
Selenium	95	(75 - 125)	SW846 6010B	10/12/07	J8RHP1A8
		Dilution Factor: 1	Analysis Time..: 18:57		Instrument ID..: I5
		Analyst ID.....: 001644			
Silver	108	(75 - 125)	SW846 6010B	10/12/07	J8RHP1C8
		Dilution Factor: 1	Analysis Time..: 18:57		Instrument ID..: I5
		Analyst ID.....: 001644			
Sodium	104	(75 - 125)	SW846 6010B	10/12/07	J8RHP1DC
		Dilution Factor: 1	Analysis Time..: 18:57		Instrument ID..: I5
		Analyst ID.....: 001644			
Thallium	96	(69 - 117)	SW846 6020	10/12-10/18/07	J8RHP1AU
		Dilution Factor: 1	Analysis Time..: 18:00		Instrument ID..: I7
		Analyst ID.....: 002260			

(Continued on next page)

MATRIX SPIKE SAMPLE EVALUATION REPORT

TOTAL Metals

Client Lot #...: A7J110400 **Matrix.....:** WG
Date Sampled...: 10/11/07 09:10 **Date Received..:** 10/11/07

PARAMETER	PERCENT RECOVERY	RECOVERY LIMITS	METHOD	PREPARATION-ANALYSIS DATE	WORK ORDER #
Vanadium	97	(75 - 125)	SW846 6010B	10/12/07	J8RHP1DF
	Dilution Factor: 1		Analysis Time..: 18:57		Instrument ID..: I5
	Analyst ID.....: 001644				
Zinc	105	(49 - 156)	SW846 6020	10/12-10/18/07	J8RHP1AX
	Dilution Factor: 1		Analysis Time..: 18:00		Instrument ID..: I7
	Analyst ID.....: 002260				

NOTE(S):

Calculations are performed before rounding to avoid round-off errors in calculated results.

SAMPLE DUPLICATE EVALUATION REPORT

Metals

Client Lot #...: A7J110400 **Work Order #...:** J8RHP-SMP J8RHP-DUP **Matrix.....:** WG

Date Sampled...: 10/11/07 09:10 **Date Received..:** 10/11/07

PARAM	RESULT	DUPLICATE RESULT	UNITS	RPD	RPD LIMIT	METHOD	PREPARATION-ANALYSIS DATE	PREP BATCH #
Silver						SD Lot-Sample #: A7J110400-002		
	ND	ND	ug/L	0	(0-20)	SW846 6010B	10/12/07	7285016
		Dilution Factor: 1				Analysis Time..: 18:57	Analyst ID.....: 001644	
		Instrument ID..: I5						
Aluminum						SD Lot-Sample #: A7J110400-002		
	ND	ND	ug/L	0	(0-20)	SW846 6020	10/12-10/18/07	7285016
		Dilution Factor: 1				Analysis Time..: 18:00	Analyst ID.....: 002260	
		Instrument ID..: I7						
Arsenic						SD Lot-Sample #: A7J110400-002		
	ND	ND	ug/L	0	(0-20)	SW846 6010B	10/12/07	7285016
		Dilution Factor: 1				Analysis Time..: 18:57	Analyst ID.....: 001644	
		Instrument ID..: I5						
Barium						SD Lot-Sample #: A7J110400-002		
	21.9	21.9	ug/L	0.24	(0-20)	SW846 6010B	10/12/07	7285016
		Dilution Factor: 1				Analysis Time..: 18:57	Analyst ID.....: 001644	
		Instrument ID..: I5						
Beryllium						SD Lot-Sample #: A7J110400-002		
	ND	ND	ug/L	0	(0-20)	SW846 6020	10/12-10/18/07	7285016
		Dilution Factor: 1				Analysis Time..: 18:00	Analyst ID.....: 002260	
		Instrument ID..: I7						
Calcium						SD Lot-Sample #: A7J110400-002		
	20100	19700	ug/L	2.3	(0-20)	SW846 6010B	10/12/07	7285016
		Dilution Factor: 1				Analysis Time..: 18:57	Analyst ID.....: 001644	
		Instrument ID..: I5						
Cadmium						SD Lot-Sample #: A7J110400-002		
	ND	ND	ug/L	0	(0-20)	SW846 6020	10/12-10/18/07	7285016
		Dilution Factor: 1				Analysis Time..: 18:00	Analyst ID.....: 002260	
		Instrument ID..: I7						
Cobalt						SD Lot-Sample #: A7J110400-002		
	ND	ND	ug/L	0	(0-20)	SW846 6010B	10/12/07	7285016
		Dilution Factor: 1				Analysis Time..: 18:57	Analyst ID.....: 001644	
		Instrument ID..: I5						
Chromium						SD Lot-Sample #: A7J110400-002		
	ND	ND	ug/L	0	(0-20)	SW846 6010B	10/12/07	7285016
		Dilution Factor: 1				Analysis Time..: 18:57	Analyst ID.....: 001644	
		Instrument ID..: I5						

(Continued on next page)

SAMPLE DUPLICATE EVALUATION REPORT

Metals

Lot-Sample #...: A7J110400-000 **Work Order #...:** J8RHP-SMP J8RHP-DUP **Matrix.....:** WG

PARAM	RESULT	DUPLICATE RESULT	UNITS	RPD	RPD LIMIT	METHOD	PREPARATION-ANALYSIS DATE	PREP BATCH #
Copper						SD Lot-Sample #: A7J110400-002		
	ND	ND	ug/L	0	(0-20)	SW846 6010B	10/12/07	7285016
		Dilution Factor: 1				Analysis Time..: 18:57	Analyst ID.....: 001644	
		Instrument ID..: I5						
Iron						SD Lot-Sample #: A7J110400-002		
	60.0	44.2	ug/L	30	(0-20)	SW846 6020	10/12-10/18/07	7285016
		Dilution Factor: 1				Analysis Time..: 18:00	Analyst ID.....: 002260	
		Instrument ID..: I7						
Mercury						SD Lot-Sample #: A7J110400-002		
	ND	ND	ug/L	0	(0-20)	SW846 7470A	10/12-10/15/07	7285016
		Dilution Factor: 1				Analysis Time..: 15:15	Analyst ID.....: 001086	
		Instrument ID..: H4						
Potassium						SD Lot-Sample #: A7J110400-002		
	707 B,J	696 B	ug/L	1.7	(0-20)	SW846 6010B	10/12/07	7285016
		Dilution Factor: 1				Analysis Time..: 18:57	Analyst ID.....: 001644	
		Instrument ID..: I5						
Magnesium						SD Lot-Sample #: A7J110400-002		
	6250	6100	ug/L	2.4	(0-20)	SW846 6010B	10/12/07	7285016
		Dilution Factor: 1				Analysis Time..: 18:57	Analyst ID.....: 001644	
		Instrument ID..: I5						
Manganese						SD Lot-Sample #: A7J110400-002		
	0.65 B,J	0.94 B	ug/L	36	(0-20)	SW846 6010B	10/12/07	7285016
		Dilution Factor: 1				Analysis Time..: 18:57	Analyst ID.....: 001644	
		Instrument ID..: I5						
Sodium						SD Lot-Sample #: A7J110400-002		
	15900	15800	ug/L	0.64	(0-20)	SW846 6010B	10/12/07	7285016
		Dilution Factor: 1				Analysis Time..: 18:57	Analyst ID.....: 001644	
		Instrument ID..: I5						
Nickel						SD Lot-Sample #: A7J110400-002		
	ND	ND	ug/L	0	(0-20)	SW846 6010B	10/12/07	7285016
		Dilution Factor: 1				Analysis Time..: 18:57	Analyst ID.....: 001644	
		Instrument ID..: I5						
Lead						SD Lot-Sample #: A7J110400-002		
	ND	ND	ug/L	0	(0-20)	SW846 6010B	10/12/07	7285016
		Dilution Factor: 1				Analysis Time..: 18:57	Analyst ID.....: 001644	
		Instrument ID..: I5						

(Continued on next page)

SAMPLE DUPLICATE EVALUATION REPORT

Metals

Lot-Sample #...: A7J110400-000 **Work Order #...:** J8RHP-SMP J8RHP-DUP **Matrix.....:** WG

PARAM	RESULT	DUPLICATE RESULT	UNITS	RPD	RPD LIMIT	METHOD	PREPARATION-ANALYSIS DATE	PREP BATCH #
Antimony						SD Lot-Sample #: A7J110400-002		
	0.28 B	ND	ug/L	200	(0-20)	SW846 6020	10/12-10/18/07	7285016
		Dilution Factor: 1				Analysis Time..: 18:00	Analyst ID.....: 002260	
		Instrument ID..: I7						
Selenium						SD Lot-Sample #: A7J110400-002		
	ND	ND	ug/L	0	(0-20)	SW846 6010B	10/12/07	7285016
		Dilution Factor: 1				Analysis Time..: 18:57	Analyst ID.....: 001644	
		Instrument ID..: I5						
Thallium						SD Lot-Sample #: A7J110400-002		
	ND	ND	ug/L	0	(0-20)	SW846 6020	10/12-10/18/07	7285016
		Dilution Factor: 1				Analysis Time..: 18:00	Analyst ID.....: 002260	
		Instrument ID..: I7						
Vanadium						SD Lot-Sample #: A7J110400-002		
	ND	ND	ug/L	0	(0-20)	SW846 6010B	10/12/07	7285016
		Dilution Factor: 1				Analysis Time..: 18:57	Analyst ID.....: 001644	
		Instrument ID..: I5						
Zinc						SD Lot-Sample #: A7J110400-002		
	5.5 B,J	2.8 B	ug/L	64	(0-20)	SW846 6020	10/12-10/18/07	7285016
		Dilution Factor: 1				Analysis Time..: 18:00	Analyst ID.....: 002260	
		Instrument ID..: I7						

NOTE(S):

Calculations are performed before rounding to avoid round-off errors in calculated results.

B Estimated result. Result is less than RL.

J Method blank contamination. The associated method blank contains the target analyte at a reportable level.

Laboratory Duplicate RPD Outlier Report

Method Batch : 7285016 **Analysis Method :** 6020 **Analysis Date :** 10/18/2007

Lab Reporting Batch : A7J110400 **Lab ID:** STLCAN

Client Sample ID	Lab Sample ID	Matrix	Analyte Name	Reported RPD	Project Limit RPD
FWGBKGmw-004C-0509-GFD	A7J110400002X	AQ	Iron	30	20.00

Associated Samples: All samples in Method Batch

Client Sample ID	Lab Sample ID
FWGBKGmw-004C-0509-GF	A7J110400002
FWGBKGmw-005C-0510-GF	A7J110400019
FWGBKGmw-006C-0511-GF	A7J110400015
FWGBKGmw-008C-0512-GF	A7J110400004
FWGBKGmw-015C-0516-GF	A7J110400017
FWGBKGmw-016C-0517-GF	A7J110400006
FWGBKGmw-018C-0519-GF	A7J110400011
FWGBKGmw-019C-0520-GF	A7J110400022
FWGBKGmw-020C-0521-GF	A7J110400024
FWGBKGmw-021C-0522-GF	A7J110400009
FWGBKGmw-DUP5-0555-GF	A7J110400013
FWGEQUIPRINSE4-0559-GW	A7J110400020

: Instrument Upload Run Log - Page 1 :
: Started Tue Oct 16 05:29:51 2007 by LISTM :
: Data File: UPL$CAN_DATA_ROOT:<LHG>HG41015B.PRN;1 :

#	WorkOrder	Dilution	Date	Time	Batch	Lot	Instrument
1	WATER	1	16-OCT-2007				H4
2	STD01REP1	1	15-OCT-2007	12:06:56			H4
3	STD02REP1	1	15-OCT-2007	12:08:20			H4
4	STD03REP1	1	15-OCT-2007	12:09:59			H4
5	STD04REP1	1	15-OCT-2007	12:11:25			H4
6	STD05REP1	1	15-OCT-2007	12:12:52			H4
7	STD06REP1	1	15-OCT-2007	12:14:18			H4
8	CK2ICV	1	15-OCT-2007	12:15:45			H4
9	CK3ICB	1	15-OCT-2007	12:17:03			H4
10	CK4CRA\MRL	1	15-OCT-2007	12:18:17			H4
11	CK6CCV	1	15-OCT-2007	12:19:59			H4
12	CK5CCB	1	15-OCT-2007	12:21:17			H4
13	J8RL5B	1	15-OCT-2007	12:22:34			H4
14	J8RL5C	1	15-OCT-2007	12:23:59			H4
15	J8JLA	1	15-OCT-2007	12:25:18			H4
16	J78HA	1	15-OCT-2007	12:26:50	7285015	A7J040140	H4
17	J8P0R	1	15-OCT-2007	12:28:04	7285015	A7J110231	H4
18	J8P3K	1	15-OCT-2007	12:29:19	7285015	A7J110233	H4
19	J8NWG	1	15-OCT-2007	12:30:33	7285015	7J10109	H4
20	J8NWGS	1	15-OCT-2007	12:31:48	7285015	7J10109	H4
21	J8NWGD	1	15-OCT-2007	12:33:06	7285015	7J10109	H4
22	CK6CCV	1	15-OCT-2007	12:34:20			H4
23	CK5CCB	1	15-OCT-2007	12:35:45			H4
24	CK6CCV	1	15-OCT-2007	12:39:02			H4
25	CK5CCB	1	15-OCT-2007	12:40:20			H4
26	J8NFEC	1	15-OCT-2007	12:41:34	7284017	A7J110000	H4
27	J8NFGB	1	15-OCT-2007	12:43:01	7284018	A7J110000	H4
28	J8NFGC	1	15-OCT-2007	12:44:20	7284018	A7J110000	H4
29	J8KP1	1	15-OCT-2007	12:45:36	7284018	A7J100103	H4
30	J8KP3	1	15-OCT-2007	12:46:49	7284018	A7J100103	H4
31	J8KP6	1	15-OCT-2007	12:48:08	7284018	A7J100103	H4
32	J8KP6X	1	15-OCT-2007	12:49:33	7284018	A7J100103	H4
33	J8KP6S	1	15-OCT-2007	12:50:47	7284018	A7J100103	H4
34	J8KQ0	1	15-OCT-2007	12:52:05	7284018	A7J100103	H4
35	J8KQ2	1	15-OCT-2007	12:53:22	7284018	A7J100103	H4
36	CK6CCV	1	15-OCT-2007	12:54:57			H4
37	CK5CCB	1	15-OCT-2007	12:56:21			H4
38	J8KQ5	1	15-OCT-2007	12:57:44	7284018	A7J100103	H4
39	J8KQA	1	15-OCT-2007	12:58:59	7284018	A7J100103	H4
40	J8KQG	1	15-OCT-2007	13:00:44	7284018	A7J100103	H4
41	J8KQH	1	15-OCT-2007	13:01:58	7284018	A7J100103	H4
42	J8KQK	1	15-OCT-2007	13:03:12	7284018	A7J100103	H4
43	J8KQN	1	15-OCT-2007	13:04:26	7284018	A7J100103	H4
44	J8KQQ	1	15-OCT-2007	13:05:51	7284018	A7J100103	H4

(continued)

#	WorkOrder	Dilution	Date	Time	Batch	Lot	Instrument
45	J8KQV	1	15-OCT-2007	13:07:09	7284018	A7J100103	H4
46	J8KRD	1	15-OCT-2007	13:08:23	7284018	A7J100103	H4
47	J8KRDX	1	15-OCT-2007	13:09:39	7284018	A7J100103	H4
48	CK6CCV	1	15-OCT-2007	13:10:56			H4
49	CK5CCB	1	15-OCT-2007	13:12:24			H4
50	J8KRDS	1	15-OCT-2007	13:13:42	7284018	A7J100103	H4
51	J8KRG	1	15-OCT-2007	13:14:58	7284018	A7J100103	H4
52	J8P5LBT	1	15-OCT-2007	13:16:12	7285027	A7J110000	H4
53	J8RMWBT	1	15-OCT-2007	13:17:29	7285027	A7J120000	H4
54	J8RMWCT	1	15-OCT-2007	13:18:43	7285027	A7J120000	H4
55	J8PNAT	1	15-OCT-2007	13:20:37	7285027	A7J110199	H4
56	J8PNATS	1	15-OCT-2007	13:21:51	7285027	A7J110199	H4
57	J8PNATD	1	15-OCT-2007	13:23:34	7285027	A7J110199	H4
58	J8PP7T	1	15-OCT-2007	13:25:00	7285027	A7J110199	H4
59	J8PPMT	1	15-OCT-2007	13:26:25	7285027	A7J110199	H4
60	CK6CCV	1	15-OCT-2007	13:27:59			H4
61	CK5CCB	1	15-OCT-2007	13:29:38			H4
62	J8PPQT	1	15-OCT-2007	13:30:52	7285027	A7J110199	H4
63	J8PPRT	1	15-OCT-2007	13:32:07	7285027	A7J110199	H4
64	J8PPVT	1	15-OCT-2007	13:33:22	7285027	A7J110199	H4
65	J8PQCT	1	15-OCT-2007	13:34:52	7285027	A7J110199	H4
66	J8PQFT	1	15-OCT-2007	13:36:17	7285027	A7J110199	H4
67	J8PQJT	1	15-OCT-2007	13:37:32	7285027	A7J110199	H4
68	J8PQLT	1	15-OCT-2007	13:38:46	7285027	A7J110199	H4
69	J8PQMT	1	15-OCT-2007	13:40:11	7285027	A7J110199	H4
70	J8PQNT	1	15-OCT-2007	13:41:38	7285027	A7J110199	H4
71	CK6CCV	1	15-OCT-2007	13:43:06			H4
72	CK5CCB	1	15-OCT-2007	13:44:30			H4
73	CK6CCV	1	15-OCT-2007	13:55:11			H4
74	CK5CCB	1	15-OCT-2007	13:56:49			H4
75	J8PJPBT	1	15-OCT-2007	13:58:14	7285018	A7J110000	H4
76	J8RMCBT	1	15-OCT-2007	13:59:27	7285018	A7J120000	H4
77	J8RMCCT	1	15-OCT-2007	14:00:42	7285018	A7J120000	H4
78	J8K7NT	1	15-OCT-2007	14:01:56	7285018	A7J100137	H4
79	J8K7NTS	1	15-OCT-2007	14:03:09	7285018	A7J100137	H4
80	J8K7NTD	1	15-OCT-2007	14:04:44	7285018	A7J100137	H4
81	J8RL3B	1	15-OCT-2007	14:06:08	7285012	A7J120000	H4
82	J8RL3C	1	15-OCT-2007	14:07:38	7285012	A7J120000	H4
83	J8RGH	1	15-OCT-2007	14:09:25	7285012	A7J110397	H4
84	J8QE8	1	15-OCT-2007	14:10:40	7285012	A7J110283	H4
85	CK6CCV	1	15-OCT-2007	14:12:13			H4
86	CK5CCB	1	15-OCT-2007	14:13:46			H4
87	J8QFM	1	15-OCT-2007	14:15:22	7285012	A7J110283	H4
88	J8QFA	1	15-OCT-2007	14:16:39	7285012	A7J110282	H4

(continued)

#	WorkOrder	Dilution	Date	Time	Batch	Lot	Instrument
89	J8QFAS	1	15-OCT-2007	14:17:53	7285012	A7J110282	H4
90	J8QFAD	1	15-OCT-2007	14:19:08	7285012	A7J110282	H4
91	J8PJJBT	1	15-OCT-2007	14:20:34	7285019	A7J110000	H4
92	J8RMEBT	1	15-OCT-2007	14:21:51	7285019	A7J120000	H4
93	J8RMECT	1	15-OCT-2007	14:23:06	7285019	A7J120000	H4
94	J8LF7T	1	15-OCT-2007	14:24:31	7285019	A7J100170	H4
95	J8LF7TS	1	15-OCT-2007	14:25:45	7285019	A7J100170	H4
96	J8LF7TD	1	15-OCT-2007	14:27:04	7285019	A7J100170	H4
97	CK6CCV	1	15-OCT-2007	14:28:34			H4
98	CK5CCB	1	15-OCT-2007	14:29:58			H4
99	J8LG8T	1	15-OCT-2007	14:31:14	7285019	A7J100170	H4
100	J8LHAT	1	15-OCT-2007	14:32:31	7285019	A7J100170	H4
101	J8LHCT	1	15-OCT-2007	14:33:46	7285019	A7J100170	H4
102	J8RL9B	1	15-OCT-2007	14:34:59	7285017	A7J120000	H4
103	J8RL9C	1	15-OCT-2007	14:36:14	7285017	A7J120000	H4
104	J8NP4	1	15-OCT-2007	14:37:32	7285017	A7J110121	H4
105	J8NP4X	1	15-OCT-2007	14:38:46	7285017	A7J110121	H4
106	J8NP4S	1	15-OCT-2007	14:39:59	7285017	A7J110121	H4
107	J8NP6	1	15-OCT-2007	14:41:15	7285017	A7J110121	H4
108	J8NPW	1	15-OCT-2007	14:42:32	7285017	A7J110121	H4
109	CK6CCV	1	15-OCT-2007	14:43:46			H4
110	CK5CCB	1	15-OCT-2007	14:45:11			H4
111	J8NQH	1	15-OCT-2007	14:46:26	7285017	A7J110121	H4
112	J8NQP	1	15-OCT-2007	14:47:44	7285017	A7J110121	H4
113	J8NQW	1	15-OCT-2007	14:49:20	7285017	A7J110121	H4
114	J8NR1	1	15-OCT-2007	14:50:45	7285017	A7J110121	H4
115	J8NRN	1	15-OCT-2007	14:52:08	7285017	A7J110121	H4
116	J8NRV	1	15-OCT-2007	14:53:23	7285017	A7J110121	H4
117	J8NTF	1	15-OCT-2007	14:54:41	7285017	A7J110121	H4
118	J8NTL	1	15-OCT-2007	14:55:55	7285017	A7J110121	H4
119	J8NP0	1	15-OCT-2007	14:57:21	7285017	A7J110121	H4
120	J8KP8	1	15-OCT-2007	14:58:36	7285017	A7J100103	H4
121	CK6CCV	1	15-OCT-2007	15:00:00			H4
122	CK5CCB	1	15-OCT-2007	15:01:35			H4
123	J8KP8X	1	15-OCT-2007	15:02:53	7285017	A7J100103	H4
124	J8KP8S	1	15-OCT-2007	15:04:09	7285017	A7J100103	H4
125	J8RL7B	1	15-OCT-2007	15:05:28	7285016	A7J120000	H4
126	J8RL7C	1	15-OCT-2007	15:07:03	7285016	A7J120000	H4
127	J8RH1	1	15-OCT-2007	15:08:33	7285016	A7J110400	H4
128	J8RH3	1	15-OCT-2007	15:09:58	7285016	A7J110400	H4
129	J8RH5	1	15-OCT-2007	15:11:17	7285016	A7J110400	H4
130	J8RH7	1	15-OCT-2007	15:12:31	7285016	A7J110400	H4
131	J8RH9	1	15-OCT-2007	15:13:46	7285016	A7J110400	H4
132	J8RHP	1	15-OCT-2007	15:15:00	7285016	A7J110400	H4

(continued)

: Instrument Upload Run Log - Page 4 :
: Started Tue Oct 16 05:29:51 2007 by LISTM :
: Data File: UPL$CAN_DATA_ROOT:<LHG>HG41015B.PRN;1 :

#	WorkOrder	Dilution	Date	Time	Batch	Lot	Instrument
133	CK6CCV	1	15-OCT-2007	15:16:19			H4
134	CK5CCB	1	15-OCT-2007	15:17:42			H4
135	J8RHPX	1	15-OCT-2007	15:18:57	7285016	A7J110400	H4
136	J8RHPS	1	15-OCT-2007	15:20:15	7285016	A7J110400	H4
137	J8RHT	1	15-OCT-2007	15:21:36	7285016	A7J110400	H4
138	J8RHW	1	15-OCT-2007	15:22:55	7285016	A7J110400	H4
139	J8RJC	1	15-OCT-2007	15:24:14	7285016	A7J110400	H4
140	J8RJE	1	15-OCT-2007	15:25:29	7285016	A7J110400	H4
141	J8RJG	1	15-OCT-2007	15:26:45	7285016	A7J110400	H4
142	J8RJJ	1	15-OCT-2007	15:27:59	7285016	A7J110400	H4
143	J8RL3C	1	15-OCT-2007	15:29:16	7285012	A7J120000	H4
144	CRA	1	15-OCT-2007	15:30:46			H4
145	CK6CCV	1	15-OCT-2007	15:32:05			H4
146	CK5CCB	1	15-OCT-2007	15:33:49			H4

End of Report

Test America North Canton

Metals Data Reporting Form

Continuing Calibration Blank Results

Instrument: CVAA **Units:** ug/L

Chart Number: hg41015b.prn

Standard Source: _____ **Standard ID:** _____

Element	WL/ Mass	Report Limit	Ck5CCB 10/15/07 12:21 PM		Ck5CCB 10/15/07 12:35 PM		Ck5CCB 10/15/07 12:40 PM		Ck5CCB 10/15/07 12:56 PM		Ck5CCB 10/15/07 1:12 PM	
			Found	Q	Found	Q	Found	Q	Found	Q	Found	Q
Mercury	253.7	0.2	**-0.1**	**B**	0.1	U	**-0.1**	**B**	0.1	U	0.1	U

5.21.0

U Result is less than the IDL

B Result is between IDL and RL

Form 3 Equivalent

Test America North Canton

Metals Data Reporting Form

Continuing Calibration Blank Results

Instrument: CVAA **Units:** ug/L

Chart Number: hg41015b.prn

Standard Source: _____ **Standard ID:** _____

Element	WL/ Mass	Report Limit	Ck5CCB 10/15/07 1:29 PM Found	Q	Ck5CCB 10/15/07 1:44 PM Found	Q	Ck5CCB 10/15/07 1:56 PM Found	Q	Ck5CCB 10/15/07 2:13 PM Found	Q	Ck5CCB 10/15/07 2:29 PM Found	Q
Mercury	253.7	0.2	0.1	U	0.1	U	0.1	U	0.1	U	0.1	U

U Result is less than the IDL

B Result is between IDL and RL

Form 3 Equivalent

Test America North Canton

Metals Data Reporting Form

Continuing Calibration Blank Results

Instrument: CVAA **Units:** ug/L

Chart Number: hg41015b.prn

Standard Source: _____ **Standard ID:** _____

Element	WL/ Mass	Report Limit	Ck5CCB 10/15/07 2:45 PM Found	Q	Ck5CCB 10/15/07 3:01 PM Found	Q	Ck5CCB 10/15/07 3:17 PM Found	Q	Ck5CCB 10/15/07 3:33 PM Found	Q	Found	Q
Mercury	253.7	0.2	0.1	U	0.1	U	0.1	U	0.1	U		

5.21.0

U Result is less than the IDL

B Result is between IDL and RL

Form 3 Equivalent

: Instrument Upload Run Log - Page 1 :
: Started Fri Oct 19 07:11:48 2007 by DAVIESB :
: Data File: UPL$CAN_DATA_ROOT:<REP>101807B.REP;1 :

#	WorkOrder	Dilution	Date	Time	Batch	Lot	Instrument
1	BLANK		18-OCT-2007	08:56:10			I7
2	BLANK		18-OCT-2007	08:59:45			I7
3	STANDARD 1		18-OCT-2007	09:03:19			I7
4	STANDARD 2		18-OCT-2007	09:06:55			I7
5	STANDARD 3		18-OCT-2007	09:10:31			I7
6	QC STD 1		18-OCT-2007	09:16:22			I7
7	QC STD 2		18-OCT-2007	09:22:13			I7
8	QC STD 3		18-OCT-2007	09:25:13			I7
9	QC STD 4		18-OCT-2007	09:29:00			I7
10	QC STD 5		18-OCT-2007	09:32:48			I7
11	QC STD 6		18-OCT-2007	09:39:30			I7
12	QC STD 7		18-OCT-2007	09:45:20			I7
13	CRI	2	18-OCT-2007	09:48:19			I7
14	CRI	5	18-OCT-2007	09:51:49			I7
15	CRI	10	18-OCT-2007	09:55:19			I7
16	J8KMMB		18-OCT-2007	10:00:19	7283043	A7J100000	I7
17	J8KMMC		18-OCT-2007	10:03:49	7283043	A7J100000	I7
18	J8G44		18-OCT-2007	10:08:50	7283043	A7J090101	I7
19	J8G44L		18-OCT-2007	10:12:22			I7
20	J8G44X		18-OCT-2007	10:15:53	7283043	A7J090101	I7
21	J8G44S		18-OCT-2007	10:19:25	7283043	A7J090101	I7
22	J8G46		18-OCT-2007	10:24:27	7283043	A7J090101	I7
23	QC STD 6		18-OCT-2007	10:30:19			I7
24	QC STD 7		18-OCT-2007	10:36:09			I7
25	J8G5M		18-OCT-2007	10:43:31	7283043	A7J090101	I7
26	J8G5R		18-OCT-2007	10:47:04	7283043	A7J090101	I7
27	J8G5W		18-OCT-2007	10:50:35	7283043	A7J090101	I7
28	J8G51		18-OCT-2007	10:54:05	7283043	A7J090101	I7
29	J8G52		18-OCT-2007	10:57:36	7283043	A7J090101	I7
30	J8G55		18-OCT-2007	11:01:07	7283043	A7J090101	I7
31	J8G57		18-OCT-2007	11:04:38	7283043	A7J090101	I7
32	J8NFGB		18-OCT-2007	11:09:39	7284018	A7J110000	I7
33	J8NFGC		18-OCT-2007	11:13:11	7284018	A7J110000	I7
34	J8KP1		18-OCT-2007	11:18:13	7284018	A7J100103	I7
35	QC STD 6		18-OCT-2007	11:24:05			I7
36	QC STD 7		18-OCT-2007	11:29:55			I7
37	J8KP3		18-OCT-2007	11:32:56	7284018	A7J100103	I7
38	J8KP6		18-OCT-2007	11:36:29	7284018	A7J100103	I7
39	J8KP6L		18-OCT-2007	11:40:02			I7
40	J8KP6X		18-OCT-2007	11:43:36	7284018	A7J100103	I7
41	J8KP6S		18-OCT-2007	11:47:08	7284018	A7J100103	I7
42	J8KQA		18-OCT-2007	11:52:08	7284018	A7J100103	I7
43	J8KQG		18-OCT-2007	11:55:39	7284018	A7J100103	I7
44	J8KQH		18-OCT-2007	11:59:10	7284018	A7J100103	I7

(continued)

#	WorkOrder	Dilution	Date	Time	Batch	Lot	Instrument
45	J8KQK		18-OCT-2007	12:02:41	7284018	A7J100103	I7
46	J8KQN		18-OCT-2007	12:06:13	7284018	A7J100103	I7
47	QC STD 6		18-OCT-2007	12:12:04			I7
48	QC STD 7		18-OCT-2007	12:17:54			I7
49	J8KQQ		18-OCT-2007	12:20:55	7284018	A7J100103	I7
50	J8KQV		18-OCT-2007	12:24:27	7284018	A7J100103	I7
51	J8KQ0		18-OCT-2007	12:28:00	7284018	A7J100103	I7
52	J8KQ2		18-OCT-2007	12:31:33	7284018	A7J100103	I7
53	J8KQ5		18-OCT-2007	12:35:07	7284018	A7J100103	I7
54	J8KRD		18-OCT-2007	12:38:40	7284018	A7J100103	I7
55	J8KRDL		18-OCT-2007	12:42:13			I7
56	J8KRDX		18-OCT-2007	12:47:13	7284018	A7J100103	I7
57	J8KRDS		18-OCT-2007	12:50:45	7284018	A7J100103	I7
58	J8KRG		18-OCT-2007	12:55:46	7284018	A7J100103	I7
59	QC STD 6		18-OCT-2007	13:01:37			I7
60	QC STD 7		18-OCT-2007	13:07:28			I7
61	J8RL9B		18-OCT-2007	13:10:28	7285017	A7J120000	I7
62	J8RL9C		18-OCT-2007	13:14:00	7285017	A7J120000	I7
63	J8KP8		18-OCT-2007	13:19:03	7285017	A7J100103	I7
64	J8KP8L		18-OCT-2007	13:22:36			I7
65	J8KP8X		18-OCT-2007	13:26:09	7285017	A7J100103	I7
66	J8KP8S		18-OCT-2007	13:29:42	7285017	A7J100103	I7
67	J8NPW		18-OCT-2007	13:34:46	7285017	A7J110121	I7
68	J8NP0		18-OCT-2007	13:38:20	7285017	A7J110121	I7
69	J8NP4		18-OCT-2007	13:41:53	7285017	A7J110121	I7
70	J8NP4L		18-OCT-2007	13:45:24			I7
71	QC STD 6		18-OCT-2007	13:51:15			I7
72	QC STD 7		18-OCT-2007	13:57:05			I7
73	CRI	2	18-OCT-2007	14:02:34			I7
74	CRI	5	18-OCT-2007	14:06:04			I7
75	CRI	10	18-OCT-2007	14:09:34			I7
76	J8KMMB		18-OCT-2007	14:14:34	7283043	A7J100000	I7
77	J8KMMC		18-OCT-2007	14:18:04	7283043	A7J100000	I7
78	J8G44		18-OCT-2007	14:23:05	7283043	A7J090101	I7
79	J8G44L		18-OCT-2007	14:26:37			I7
80	J8G44X		18-OCT-2007	14:30:08	7283043	A7J090101	I7
81	J8G44S		18-OCT-2007	14:33:40	7283043	A7J090101	I7
82	J8G46		18-OCT-2007	14:38:42	7283043	A7J090101	I7
83	QC STD 6		18-OCT-2007	14:44:34			I7
84	QC STD 7		18-OCT-2007	14:50:24			I7
85	J8G5M		18-OCT-2007	14:53:25	7283043	A7J090101	I7
86	J8G5R		18-OCT-2007	14:56:58	7283043	A7J090101	I7
87	J8G5W		18-OCT-2007	15:00:29	7283043	A7J090101	I7
88	J8G51		18-OCT-2007	15:03:59	7283043	A7J090101	I7

(continued)

#	WorkOrder	Dilution	Date	Time	Batch	Lot	Instrument
89	J8G52		18-OCT-2007	15:07:31	7283043	A7J090101	I7
90	J8G55		18-OCT-2007	15:11:02	7283043	A7J090101	I7
91	J8G57		18-OCT-2007	15:14:33	7283043	A7J090101	I7
92	J8NFGB		18-OCT-2007	15:19:34	7284018	A7J110000	I7
93	J8NFGC		18-OCT-2007	15:23:06	7284018	A7J110000	I7
94	J8KP1		18-OCT-2007	15:28:08	7284018	A7J100103	I7
95	QC STD 6		18-OCT-2007	15:34:00			I7
96	QC STD 7		18-OCT-2007	15:39:50			I7
97	J8KP6	10	18-OCT-2007	15:42:51	7284018	A7J100103	I7
98	J8KP6L		18-OCT-2007	15:46:24			I7
99	J8KP6X	10	18-OCT-2007	15:49:59	7284018	A7J100103	I7
100	J8KP6S	10	18-OCT-2007	15:53:31	7284018	A7J100103	I7
101	J8RL9B		18-OCT-2007	15:59:22	7285017	A7J120000	I7
102	J8RL9C		18-OCT-2007	16:02:54	7285017	A7J120000	I7
103	J8KP8		18-OCT-2007	16:07:57	7285017	A7J100103	I7
104	J8KP8L		18-OCT-2007	16:11:29			I7
105	QC STD 4		18-OCT-2007	16:16:28			I7
106	QC STD 5		18-OCT-2007	16:20:19			I7
107	QC STD 6		18-OCT-2007	16:27:01			I7
108	QC STD 7		18-OCT-2007	16:32:51			I7
109	J8KP8X		18-OCT-2007	16:35:52	7285017	A7J100103	I7
110	J8KP8S		18-OCT-2007	16:39:25	7285017	A7J100103	I7
111	J8NPW		18-OCT-2007	16:44:29	7285017	A7J110121	I7
112	J8NP0		18-OCT-2007	16:48:03	7285017	A7J110121	I7
113	J8NP4		18-OCT-2007	16:51:36	7285017	A7J110121	I7
114	J8NP4L		18-OCT-2007	16:55:07			I7
115	J8NP4X		18-OCT-2007	16:58:38	7285017	A7J110121	I7
116	J8NP4S		18-OCT-2007	17:02:10	7285017	A7J110121	I7
117	J8NP6		18-OCT-2007	17:07:12	7285017	A7J110121	I7
118	J8NQH		18-OCT-2007	17:10:45	7285017	A7J110121	I7
119	QC STD 6		18-OCT-2007	17:16:36			I7
120	QC STD 7		18-OCT-2007	17:22:26			I7
121	J8NQP		18-OCT-2007	17:25:27	7285017	A7J110121	I7
122	J8NQW		18-OCT-2007	17:29:00	7285017	A7J110121	I7
123	J8NRN		18-OCT-2007	17:32:34	7285017	A7J110121	I7
124	J8NRV		18-OCT-2007	17:36:07	7285017	A7J110121	I7
125	J8NR1		18-OCT-2007	17:39:41	7285017	A7J110121	I7
126	J8NTF		18-OCT-2007	17:43:16	7285017	A7J110121	I7
127	J8NTL		18-OCT-2007	17:46:49	7285017	A7J110121	I7
128	J8RL7B		18-OCT-2007	17:51:51	7285016	A7J120000	I7
129	J8RL7C		18-OCT-2007	17:55:23	7285016	A7J120000	I7
130	J8RHP		18-OCT-2007	18:00:25	7285016	A7J110400	I7
131	QC STD 6		18-OCT-2007	18:06:17			I7
132	QC STD 7		18-OCT-2007	18:12:07			I7

(continued)

#	WorkOrder	Dilution	Date	Time	Batch	Lot	Instrument
133	J8RHPL		18-OCT-2007	18:15:08			I7
134	J8RHPX		18-OCT-2007	18:18:41	7285016	A7J110400	I7
135	J8RHPS		18-OCT-2007	18:22:15	7285016	A7J110400	I7
136	J8RHT		18-OCT-2007	18:27:18	7285016	A7J110400	I7
137	J8RHW		18-OCT-2007	18:30:52	7285016	A7J110400	I7
138	J8RH1		18-OCT-2007	18:34:27	7285016	A7J110400	I7
139	J8RH3		18-OCT-2007	18:38:02	7285016	A7J110400	I7
140	J8RH5		18-OCT-2007	18:41:37	7285016	A7J110400	I7
141	J8RH7		18-OCT-2007	18:45:10	7285016	A7J110400	I7
142	J8RH9		18-OCT-2007	18:48:43	7285016	A7J110400	I7
143	QC STD 6		18-OCT-2007	18:54:34			I7
144	QC STD 7		18-OCT-2007	19:00:24			I7
145	J8RJC		18-OCT-2007	19:03:25	7285016	A7J110400	I7
146	J8RJE		18-OCT-2007	19:06:58	7285016	A7J110400	I7
147	J8RJG		18-OCT-2007	19:10:31	7285016	A7J110400	I7
148	J8RJJ		18-OCT-2007	19:14:04	7285016	A7J110400	I7
149	J84PRB		18-OCT-2007	19:19:08	7290014	A7J170000	I7
150	J84PRC		18-OCT-2007	19:22:43	7290014	A7J170000	I7
151	J83DTF		18-OCT-2007	19:27:48	7290014	A7J160225	I7
152	J83D6F		18-OCT-2007	19:31:23	7290014	A7J160225	I7
153	J822E		18-OCT-2007	19:34:58	7290014	A7J160176	I7
154	J822ES		18-OCT-2007	19:38:32	7290014	A7J160176	I7
155	QC STD 6		18-OCT-2007	19:44:24			I7
156	QC STD 7		18-OCT-2007	19:50:14			I7
157	J822ED		18-OCT-2007	19:53:15	7290014	A7J160176	I7
158	J8220		18-OCT-2007	19:58:17	7290014	A7J160176	I7
159	J8222		18-OCT-2007	20:01:50	7290014	A7J160176	I7
160	J8225		18-OCT-2007	20:05:24	7290014	A7J160176	I7
161	J8227		18-OCT-2007	20:08:57	7290014	A7J160176	I7
162	J823P		18-OCT-2007	20:12:31	7290014	A7J160176	I7
163	J823PL		18-OCT-2007	20:16:06			I7
164	J84P1B		18-OCT-2007	20:21:10	7290018	A7J170000	I7
165	J84P1C		18-OCT-2007	20:24:45	7290018	A7J170000	I7
166	J82RC		18-OCT-2007	20:29:51	7290018	7J16150	I7
167	QC STD 6		18-OCT-2007	20:35:44			I7
168	QC STD 7		18-OCT-2007	20:41:34			I7
169	J82RCS		18-OCT-2007	20:44:37	7290018	7J16150	I7
170	J82RCD		18-OCT-2007	20:48:11	7290018	7J16150	I7
171	J82RG		18-OCT-2007	20:53:13	7290018	7J16150	I7
172	J82RGL		18-OCT-2007	20:56:46			I7
173	J84P1B		18-OCT-2007	21:01:50	7290018	A7J170000	I7
174	J84P1C		18-OCT-2007	21:05:23	7290018	A7J170000	I7
175	J82RC		18-OCT-2007	21:10:27	7290018	7J16150	I7
176	J82RCS		18-OCT-2007	21:14:02	7290018	7J16150	I7

(continued)

Test America North Canton

Metals Data Reporting Form

Continuing Calibration Verification

Instrument: ICPMS **Units:** ug/L

Chart Number: 101807b.rep **Acceptable Range:** 90% - 110%

Standard Source: Ultra **Standard ID:**

Element	WL/ Mass	True Conc	QC Std 6 10/18/07 9:39 AM Found	% Rec	QC Std 6 10/18/07 5:16 PM Found	% Rec	QC Std 6 10/18/07 6:06 PM Found	% Rec	QC Std 6 10/18/07 6:54 PM Found	% Rec	QC Std 6 10/18/07 7:44 PM Found	% Rec
Aluminum	27	5000.0	4804.42	**96.1**	5041.32	**100.8**	5125.78	**102.5**	5172.54	**103.5**	4616.73	**92.3**
Antimony	121	50.0	49.91	**99.8**	48.44	**96.9**	47.59	**95.2**	48.68	**97.4**	47.59	**95.2**
Beryllium	9	50.0	46.39	**92.8**	51.37	**102.7**	55.33	**110.7**	59.10	**118.2**	62.92	**125.8**
Cadmium	111	50.0	48.82	**97.6**	48.28	**96.6**	47.94	**95.9**	49.06	**98.1**	48.12	**96.2**
Iron	57	5000.0	4955.12	**99.1**	4541.90	**90.8**	4641.34	**92.8**	4641.48	**92.8**	4728.25	**94.6**
Thallium	205	50.0	50.31	**100.6**	48.09	**96.2**	48.78	**97.6**	48.84	**97.7**	49.44	**98.9**
Zinc	68	50.0	49.09	**98.2**	48.63	**97.3**	48.57	**97.1**	49.64	**99.3**	49.45	**98.9**

Test America North Canton

Metals Data Reporting Form

Initial Calibration Blank Results

Instrument: ICPMS **Units:** ug/L

Chart Number: 101807b.rep

Standard Source: _____ **Standard ID:** _____

Element	WL/ Mass	Report Limit	QC Std 2 10/18/07 9:22 AM Found	Q	Found	Q	Found	Q	Found	Q	Found	Q
Aluminum	27	50	5	U								
Antimony	121	2	0.11	B								
Beryllium	9	1	0.02	U								
Cadmium	111	0.5	0.018	B								
Iron	57	20	6	U								
Thallium	205	1	0.023	U								
Zinc	68	10	0.12	U								

U Result is less than the IDL

B Result is between IDL and RL

Test America North Canton

Metals Data Reporting Form

Continuing Calibration Blank Results

Instrument: ICPMS **Units:** ug/L

Chart Number: 101807b.rep

Standard Source: _____ **Standard ID:** _____

Element	WL/ Mass	Report Limit	QC Std 7 10/18/07 9:45 AM Found	Q	QC Std 7 10/18/07 5:22 PM Found	Q	QC Std 7 10/18/07 6:12 PM Found	Q	QC Std 7 10/18/07 7:00 PM Found	Q	QC Std 7 10/18/07 7:50 PM Found	Q
Aluminum	27	50	5	U	5.7	B	5.1	B	5.2	B	5.2	B
Antimony	121	2	0.11	B	0.18	B	0.19	B	0.17	B	0.22	B
Beryllium	9	1	0.02	U	0.042	B	0.03	B	0.032	B	0.068	B
Cadmium	111	0.5	0.014	U	0.028	B	0.03	B	0.028	B	0.035	B
Iron	57	20	6	U	9.3	B	-8.1	B	-9.1	B	6	U
Thallium	205	1	0.044	B	0.023	U	0.023	U	0.023	U	0.023	U
Zinc	68	10	0.12	U	0.38	B	0.32	B	0.31	B	0.28	B

5.21.0

U Result is less than the IDL

B Result is between IDL and RL

Form 3 Equivalent

: Instrument Upload Run Log - Page 1 :
: Started Fri Oct 12 07:56:12 2007 by WILLIAML :
: Data File: UPL$CAN_DATA_ROOT:<TJA>I51011A.ARC;1 :

#	WorkOrder	Dilution	Date	Time	Batch	Lot	Instrument	
1	STD1	1	11-OCT-2007	07:57:00			I5	
2	CAL1	1	11-OCT-2007	08:03:00			I5	
3	CAL2	1	11-OCT-2007	08:08:00			I5	
4	CAL3	1	11-OCT-2007	08:14:00			I5	
5	SCAL	1	11-OCT-2007	08:20:00			I5	
6	CAL	1	11-OCT-2007	08:24:00			I5	
7	ICV	1	11-OCT-2007	08:31:00			I5	
8	ICB	1	11-OCT-2007	08:40:00			I5	
9	CRI	MRL	11-OCT-2007	08:45:00			I5	
10	ICSA	1	11-OCT-2007	08:52:00			I5	
11	AL	1	11-OCT-2007	09:02:00			I5	
12	FE	1	11-OCT-2007	09:07:00			I5	
13	Z	1	11-OCT-2007	09:12:00			I5	
14	ICSA	1	11-OCT-2007	10:00:00			I5	
15	ICSAB	1	11-OCT-2007	10:05:00			I5	
16	CCV	1	11-OCT-2007	10:14:00			I5	
17	CCB	1	11-OCT-2007	10:22:00			I5	
18	J8FG1B	1	11-OCT-2007	10:38:00			I5	
19	J8AG4B	1	11-OCT-2007	10:44:00	7278028	A7J050000	I5	
20	J8AG4C	1	11-OCT-2007	10:49:00	7278028	A7J050000	I5	
21	J748R	1	11-OCT-2007	10:56:00	7278028	A7J030104	I5	
22	J748RL	1	11-OCT-2007	11:01:00			I5	
23	J748RX	1	11-OCT-2007	11:06:00	7278028	A7J030104	I5	
24	J748RS	1	11-OCT-2007	11:11:00	7278028	A7J030104	I5	- Sb PDS non @ 13:14
25	J748X	1	11-OCT-2007	11:17:00	7278028	A7J030104	I5	
26	J7481	1	11-OCT-2007	11:22:00	7278028	A7J030104	I5	
27	J7483	1	11-OCT-2007	11:27:00	7278028	A7J030104	I5	
28	CCV	1	11-OCT-2007	11:36:00			I5	
29	CCB	1	11-OCT-2007	11:44:00			I5	
30	J7484	1	11-OCT-2007	11:49:00	7278028	A7J030104	I5	
31	J7488	1	11-OCT-2007	11:54:00	7278028	A7J030104	I5	
32	J749C	1	11-OCT-2007	11:59:00	7278028	A7J030104	I5	
33	J749D	1	11-OCT-2007	12:04:00	7278028	A7J030104	I5	
34	J749E	1	11-OCT-2007	12:09:00	7278028	A7J030104	I5	
35	J777D	1	11-OCT-2007	12:14:00	7278028	A7J040113	I5	
36	J777DL	1	11-OCT-2007	12:19:00			I5	
37	J777DX	1	11-OCT-2007	12:24:00	7278028	A7J040113	I5	
38	J777DS	1	11-OCT-2007	12:29:00	7278028	A7J040113	I5	
39	J777P	1	11-OCT-2007	12:36:00	7278028	A7J040113	I5	
40	CCV	1	11-OCT-2007	12:50:00			I5	
41	CCB	1	11-OCT-2007	12:58:00			I5	
42	J778P	1	11-OCT-2007	13:05:00	7278028	A7J040113	I5	
43	J7782	1	11-OCT-2007	13:10:00	7278028	A7J040113	I5	
44	J748RA	1	11-OCT-2007	13:14:00	7278028	A7J030104	I5	- Sb PDS @ 200ppb

(continued)

#	WorkOrder	Dilution	Date	Time	Batch	Lot	Instrument	
45	J748X	5	11-OCT-2007	13:20:00	7278028	A7J030104	I5	
46	J7488	5	11-OCT-2007	13:25:00	7278028	A7J030104	I5	
47	J749C	5	11-OCT-2007	13:30:00	7278028	A7J030104	I5	
% 48	Z	1	11-OCT-2007	13:39:00			I5	
49	CCV	1	11-OCT-2007	13:48:00			I5	
50	CCB	1	11-OCT-2007	13:56:00			I5	
51	J8KMTB	1	11-OCT-2007	14:37:00	7283049	A7J100000	I5	
52	J8KMTC	1	11-OCT-2007	14:42:00	7283049	A7J100000	I5	
53	J7914	1	11-OCT-2007	14:49:00	7283049	A7J040354	I5	
54	J7914L	1	11-OCT-2007	14:54:00			I5	
55	J7914X	1	11-OCT-2007	14:59:00	7283049	A7J040354	I5	
56	J7914S	1	11-OCT-2007	15:04:00	7283049	A7J040354	I5	<- SB PDS ran @ 22:47
57	J792M	1	11-OCT-2007	15:10:00	7283049	A7J040354	I5	
58	J792N	1	11-OCT-2007	15:15:00	7283049	A7J040354	I5	
59	J792R	1	11-OCT-2007	15:20:00	7283049	A7J040354	I5	
60	J792W	1	11-OCT-2007	15:25:00	7283049	A7J040354	I5	
61	CCV	1	11-OCT-2007	15:33:00			I5	
62	CCB	1	11-OCT-2007	15:41:00			I5	
63	J7920	1	11-OCT-2007	15:45:00	7283049	A7J040354	I5	
64	J7923	1	11-OCT-2007	15:50:00	7283049	A7J040354	I5	
65	J7927	1	11-OCT-2007	15:55:00	7283049	A7J040354	I5	
66	J8AT0	1	11-OCT-2007	16:00:00	7283049	A7J050117	I5	
67	J8AT0L	1	11-OCT-2007	16:08:00			I5	
68	J8AT0X	1	11-OCT-2007	16:13:00	7283049	A7J050117	I5	
% 69	J8AT0S	1	11-OCT-2007	16:17:00	7283049	A7J050117	I5	
70	J8AT5	1	11-OCT-2007	16:24:00	7283049	A7J050117	I5	
71	J8AT9	1	11-OCT-2007	16:29:00	7283049	A7J050117	I5	
72	J8AVC	1	11-OCT-2007	16:34:00	7283049	A7J050117	I5	
73	CCV	1	11-OCT-2007	16:42:00			I5	
74	CCB	1	11-OCT-2007	16:50:00			I5	
75	J8FKF	1	11-OCT-2007	16:54:00	7283049	A7J080104	I5	
76	J8FKFL	1	11-OCT-2007	16:59:00			I5	
77	J8FKFX	1	11-OCT-2007	17:04:00	7283049	A7J080104	I5	14:41
78	J8FKFS	1	11-OCT-2007	17:09:00	7283049	A7J080104	I5	<- SB PDS ran @ ~~23:07~~ 101207
79	J8FKG	1	11-OCT-2007	17:16:00	7283049	A7J080104	I5	
80	J8FKH	1	11-OCT-2007	17:21:00	7283049	A7J080104	I5	
81	J8FLN	1	11-OCT-2007	17:26:00	7283049	A7J080109	I5	
82	J8FLNL	1	11-OCT-2007	17:31:00			I5	
83	J8FLNX	1	11-OCT-2007	17:36:00	7283049	A7J080109	I5	
84	J8FLNS	1	11-OCT-2007	17:41:00	7283049	A7J080109	I5	
85	CCV	1	11-OCT-2007	17:49:00			I5	
86	CCB	1	11-OCT-2007	17:56:00			I5	
87	J8FRK	1	11-OCT-2007	18:01:00	7283049	A7J080109	I5	
88	J8FR7	1	11-OCT-2007	18:06:00	7283049	A7J080109	I5	

(continued)

#	WorkOrder	Dilution	Date	Time	Batch	Lot	Instrument
89	J8FR7L	1	11-OCT-2007	18:11:00			I5
90	J8FR7X	1	11-OCT-2007	18:16:00	7283049	A7J080109	I5
91	J8FR7S	1	11-OCT-2007	18:21:00	7283049	A7J080109	I5
92	J8FTD	1	11-OCT-2007	18:26:00	7283049	A7J080109	I5
93	J8KMMB	1	11-OCT-2007	18:33:00	7283043	A7J100000	I5
94	J8KMMC	1	11-OCT-2007	18:37:00	7283043	A7J100000	I5
95	J8G44	1	11-OCT-2007	18:44:00	7283043	A7J090101	I5
96	J8G44L	1	11-OCT-2007	18:49:00			I5
97	CCV	1	11-OCT-2007	18:57:00			I5
98	CCB	1	11-OCT-2007	19:05:00			I5
99	J8G44X	1	11-OCT-2007	19:10:00	7283043	A7J090101	I5
100	J8G44S	1	11-OCT-2007	19:15:00	7283043	A7J090101	I5
101	J8G46	1	11-OCT-2007	19:21:00	7283043	A7J090101	I5
102	J8G5M	1	11-OCT-2007	19:26:00	7283043	A7J090101	I5
103	J8G5R	1	11-OCT-2007	19:31:00	7283043	A7J090101	I5
104	J8G5W	1	11-OCT-2007	19:36:00	7283043	A7J090101	I5
105	J8G51	1	11-OCT-2007	19:41:00	7283043	A7J090101	I5
106	J8G52	1	11-OCT-2007	19:46:00	7283043	A7J090101	I5
107	J8G55	1	11-OCT-2007	19:51:00	7283043	A7J090101	I5
108	J8G57	1	11-OCT-2007	19:56:00	7283043	A7J090101	I5
109	CCV	1	11-OCT-2007	20:04:00			I5
110	CCB	1	11-OCT-2007	20:11:00			I5
111	J8NFGB	1	11-OCT-2007	20:16:00	7284018	A7J110000	I5
112	J8NFGC	1	11-OCT-2007	20:21:00	7284018	A7J110000	I5
113	J8KP1	1	11-OCT-2007	20:28:00	7284018	A7J100103	I5
114	J8KP3	1	11-OCT-2007	20:33:00	7284018	A7J100103	I5
115	J8KP6	1	11-OCT-2007	20:38:00	7284018	A7J100103	I5
116	J8KP6L	1	11-OCT-2007	20:43:00			I5
117	J8KP6X	1	11-OCT-2007	20:48:00	7284018	A7J100103	I5
118	J8KP6S	1	11-OCT-2007	20:53:00	7284018	A7J100103	I5
119	J8KQA	1	11-OCT-2007	20:59:00	7284018	A7J100103	I5
120	J8KQG	1	11-OCT-2007	21:04:00	7284018	A7J100103	I5
121	CCV	1	11-OCT-2007	21:12:00			I5
122	CCB	1	11-OCT-2007	21:20:00			I5
123	J8KQH	1	11-OCT-2007	21:25:00	7284018	A7J100103	I5
124	J8KQK	1	11-OCT-2007	21:30:00	7284018	A7J100103	I5
125	J8KQN	1	11-OCT-2007	21:35:00	7284018	A7J100103	I5
126	J8KQQ	1	11-OCT-2007	21:40:00	7284018	A7J100103	I5
127	J8KQV	1	11-OCT-2007	21:45:00	7284018	A7J100103	I5
128	J8KQ0	1	11-OCT-2007	21:50:00	7284018	A7J100103	I5
129	J8KQ2	1	11-OCT-2007	21:55:00	7284018	A7J100103	I5
130	J8KQ5	1	11-OCT-2007	22:00:00	7284018	A7J100103	I5
131	J8KRD	1	11-OCT-2007	22:05:00	7284018	A7J100103	I5
132	J8KRDL	1	11-OCT-2007	22:09:00			I5

-5b PDS run @ 23:12

(continued)

#	WorkOrder	Dilution	Date	Time	Batch	Lot	Instrument	
133	CCV	1	11-OCT-2007	22:18:00			I5	
134	CCB	1	11-OCT-2007	22:25:00			I5	
135	J8KRDX	1	11-OCT-2007	22:30:00	7284018	A7J100103	I5	
136	J8KRDS	1	11-OCT-2007	22:35:00	7284018	A7J100103	I5	
137	J8KRG	1	11-OCT-2007	22:42:00	7284018	A7J100103	I5	-
138	J7914A	1	11-OCT-2007	22:47:00	7283049	A7J040354	I5	Sb 200ppb
139	J8FKFA	1	11-OCT-2007	23:07:00	7283049	A7J080104	I5	Rerun
140	J8FR7A	1	11-OCT-2007	23:12:00			I5	Sb 200ppb
141	CRI	MRL	11-OCT-2007	23:20:00			I5	
142	CCV	1	11-OCT-2007	23:28:00			I5	
143	CCB	1	11-OCT-2007	23:35:00			I5	
144	CCV	1	12-OCT-2007	00:09:00			I5	
145	CCB	1	12-OCT-2007	00:18:00			I5	
146	J8NFEB	1	12-OCT-2007	00:23:00			I5	
147	J8NFEC	1	12-OCT-2007	00:28:00			I5	
148	J8LFT	1	12-OCT-2007	00:35:00			I5	
149	J8LF5	1	12-OCT-2007	00:40:00			I5	
150	J8K71	1	12-OCT-2007	00:44:00			I5	
151	J8LPT	1	12-OCT-2007	00:49:00			I5	
152	J8LPTL	1	12-OCT-2007	00:54:00			I5	
153	J8LFC	1	12-OCT-2007	00:59:00	7284017	A7J100170	I5	
154	J8LLA	1	12-OCT-2007	01:04:00			I5	
155	J8LN1	1	12-OCT-2007	01:09:00			I5	
156	CCV	1	12-OCT-2007	01:18:00			I5	
157	CCB	1	12-OCT-2007	01:27:00			I5	
158	J8LP0	1	12-OCT-2007	01:32:00			I5	
159	J8LQG	1	12-OCT-2007	01:37:00			I5	
160	J8LR0	1	12-OCT-2007	01:42:00	7284017	A7J100211	I5	
161	J8KW0	1	12-OCT-2007	01:47:00	7284017	7J10109	I5	
162	J8KW0S	1	12-OCT-2007	01:52:00	7284017	7J10109	I5	
163	J8KW0D	1	12-OCT-2007	01:57:00	7284017	7J10109	I5	
164	CRI	MRL	12-OCT-2007	02:06:00			I5	
165	CCV	1	12-OCT-2007	02:14:00			I5	
166	CCB	1	12-OCT-2007	02:24:00			I5	
167	CCV	1	12-OCT-2007	07:41:00			I5	
168	CCB	1	12-OCT-2007	07:49:00			I5	
169	J8NFEC	1	12-OCT-2007	07:54:00			I5	
170	ZZZZZ	1	12-OCT-2007	07:59:00			I5	
171	CCV	1	12-OCT-2007	08:07:00			I5	
172	CCB	1	12-OCT-2007	08:15:00			I5	
173	CCV	1	12-OCT-2007	14:28:00			I5	
174	CCB	1	12-OCT-2007	14:36:00			I5	
175	J8FKFA	1	12-OCT-2007	14:41:00	7283049	A7J080104	I5	Sb 200ppb
176	J8RMGB	1	12-OCT-2007	14:48:00	7285020	A7J120000	I5	

(continued)

#	WorkOrder	Dilution	Date	Time	Batch	Lot	Instrument
177	J8RMGC	1	12-OCT-2007	14:52:00	7285020	A7J120000	I5
178	J8H37	1	12-OCT-2007	14:59:00	7285020	A7J090219	I5
179	J8H4K	1	12-OCT-2007	15:04:00	7285020	A7J090219	I5
180	J8H4KL	1	12-OCT-2007	15:09:00			I5
181	J8H4KX	1	12-OCT-2007	15:14:00	7285020	A7J090219	I5
182	J8H4KS	1	12-OCT-2007	15:19:00	7285020	A7J090219	I5
183	J8H4W	1	12-OCT-2007	15:25:00	7285020	A7J090219	I5
184	J8H41	1	12-OCT-2007	15:30:00	7285020	A7J090219	I5
185	CCV	1	12-OCT-2007	15:38:00			I5
186	CCB	1	12-OCT-2007	15:46:00			I5
187	J8LAJ	1	12-OCT-2007	15:51:00	7285020	A7J100154	I5
188	J8LAJL	1	12-OCT-2007	15:56:00			I5
189	J8LAJX	1	12-OCT-2007	16:01:00	7285020	A7J100154	I5
190	J8LAJS	1	12-OCT-2007	16:06:00	7285020	A7J100154	I5
191	J8LCG	1	12-OCT-2007	16:12:00	7285020	A7J100154	I5
192	J8LCK	1	12-OCT-2007	16:17:00	7285020	A7J100154	I5
193	J8RL9B	1	12-OCT-2007	16:24:00	7285017	A7J120000	I5
194	J8RL9C	1	12-OCT-2007	16:29:00	7285017	A7J120000	I5
195	J8KP8	1	12-OCT-2007	16:35:00	7285017	A7J100103	I5
196	J8KP8L	1	12-OCT-2007	16:40:00			I5
197	CCV	1	12-OCT-2007	16:48:00			I5
198	CCB	1	12-OCT-2007	16:56:00			I5
199	J8KP8X	1	12-OCT-2007	17:01:00	7285017	A7J100103	I5
200	J8KP8S	1	12-OCT-2007	17:06:00	7285017	A7J100103	I5
201	J8NPW	1	12-OCT-2007	17:12:00	7285017	A7J110121	I5
202	J8NP0	1	12-OCT-2007	17:17:00	7285017	A7J110121	I5
203	J8NP4	1	12-OCT-2007	17:22:00	7285017	A7J110121	I5
204	J8NP4L	1	12-OCT-2007	17:27:00			I5
205	J8NP4X	1	12-OCT-2007	17:32:00	7285017	A7J110121	I5
206	J8NP4S	1	12-OCT-2007	17:37:00	7285017	A7J110121	I5
207	J8NP6	1	12-OCT-2007	17:44:00	7285017	A7J110121	I5
208	J8NQH	1	12-OCT-2007	17:48:00	7285017	A7J110121	I5
209	CCV	1	12-OCT-2007	17:57:00			I5
210	CCB	1	12-OCT-2007	18:05:00			I5
211	J8NQP	1	12-OCT-2007	18:10:00	7285017	A7J110121	I5
212	J8NQW	1	12-OCT-2007	18:14:00	7285017	A7J110121	I5
213	J8NRN	1	12-OCT-2007	18:19:00	7285017	A7J110121	I5
214	J8NRV	1	12-OCT-2007	18:24:00	7285017	A7J110121	I5
215	J8NR1	1	12-OCT-2007	18:29:00	7285017	A7J110121	I5
216	J8NTF	1	12-OCT-2007	18:34:00	7285017	A7J110121	I5
217	J8NTL	1	12-OCT-2007	18:39:00	7285017	A7J110121	I5
218	J8RL7B	1	12-OCT-2007	18:46:00	7285016	A7J120000	I5
219	J8RL7C	1	12-OCT-2007	18:51:00	7285016	A7J120000	I5
220	J8RHP	1	12-OCT-2007	18:57:00	7285016	A7J110400	I5

(continued)

#	WorkOrder	Dilution	Date	Time	Batch	Lot	Instrument
221	CCV	1	12-OCT-2007	19:05:00			I5
222	CCB	1	12-OCT-2007	19:13:00			I5
223	J8RHPL	1	12-OCT-2007	19:18:00			I5
224	J8RHPX	1	12-OCT-2007	19:23:00	7285016	A7J110400	I5
225	J8RHPS	1	12-OCT-2007	19:28:00	7285016	A7J110400	I5
226	J8RHT	1	12-OCT-2007	19:34:00	7285016	A7J110400	I5
227	J8RHW	1	12-OCT-2007	19:39:00	7285016	A7J110400	I5
228	J8RH1	1	12-OCT-2007	19:44:00	7285016	A7J110400	I5
229	J8RH3	1	12-OCT-2007	19:49:00	7285016	A7J110400	I5
230	J8RH5	1	12-OCT-2007	19:54:00	7285016	A7J110400	I5
231	J8RH7	1	12-OCT-2007	19:59:00	7285016	A7J110400	I5
232	J8RH9	1	12-OCT-2007	20:04:00	7285016	A7J110400	I5
233	CCV	1	12-OCT-2007	20:12:00			I5
234	CCB	1	12-OCT-2007	20:20:00			I5
235	J8RJC	1	12-OCT-2007	20:25:00	7285016	A7J110400	I5
236	J8RJE	1	12-OCT-2007	20:30:00	7285016	A7J110400	I5
237	J8RJG	1	12-OCT-2007	20:35:00	7285016	A7J110400	I5
238	J8RJJ	1	12-OCT-2007	20:40:00	7285016	A7J110400	I5
239	CRI	MRL	12-OCT-2007	20:48:00			I5
240	CCV	1	12-OCT-2007	20:55:00			I5
241	CCB	1	12-OCT-2007	21:03:00			I5
242	CCV	1	13-OCT-2007	15:27:00			I5
243	CCB	1	13-OCT-2007	15:36:00			I5
244	J8X0WB	1	13-OCT-2007	15:49:00	7286138	A7J130000	I5
245	J8X0WC	1	13-OCT-2007	15:54:00	7286138	A7J130000	I5
246	J8XQA	1	13-OCT-2007	16:00:00	7286138	A7J130163	I5
247	J8XQAS	1	13-OCT-2007	16:05:00	7286138	A7J130163	I5
248	J8XQAD	1	13-OCT-2007	16:10:00	7286138	A7J130163	I5
249	J8XQ1	1	13-OCT-2007	16:19:00	7286138	A7J130163	I5
250	J8XQM	1	13-OCT-2007	16:24:00	7286138	A7J130163	I5
251	J8XQN	1	13-OCT-2007	16:29:00	7286138	A7J130163	I5
252	J8XQP	1	13-OCT-2007	16:34:00	7286138	A7J130163	I5
253	J8XQQ	1	13-OCT-2007	16:39:00	7286138	A7J130163	I5
254	CCV	1	13-OCT-2007	16:47:00			I5
255	CCB	1	13-OCT-2007	16:55:00			I5
256	J8XQR	1	13-OCT-2007	17:00:00	7286138	A7J130163	I5
257	J8XQW	1	13-OCT-2007	17:05:00	7286138	A7J130163	I5
258	J8XQX	1	13-OCT-2007	17:09:00	7286138	A7J130163	I5
259	J8XQXL	1	13-OCT-2007	17:14:00			I5
260	CRI	MRL	13-OCT-2007	17:22:00			I5
261	CCV	1	13-OCT-2007	17:31:00			I5
262	CCB	1	13-OCT-2007	17:39:00			I5
263	J8PMK	5	13-OCT-2007	17:48:00	7285024	A7J110194	I5
264	J8PM6	5	13-OCT-2007	17:53:00	7285024	A7J110194	I5

(continued)

Test America North Canton

Metals Data Reporting Form

Contract Required Detection Limit Standard

Instrument: ICPST **Units:** ug/L

Chart Number: I51011A.ARC **Acceptable Range:** 70% - 130%

Standard Source: Ultra **Standard ID:**

Element	WL/ Mass	True Conc	CRI/MRL 10/11/07 8:45 AM Found	% Rec	CRI/MRL 10/12/07 8:48 PM Found	% Rec	Found	% Rec	Found	% Rec	Found	% Rec
Arsenic	189.042	15.0	13.36	**89.1**	11.82	**78.8**						
Barium	493.409	10.0	10.36	**103.6**	10.29	**102.9**						
Calcium	317.933	5000.0	5167.87	**103.4**	5063.04	**101.3**						
Chromium	267.716	5.0	4.99	**99.8**	4.82	**96.3**						
Cobalt	228.616	5.0	5.18	**103.5**	3.50	**70.0**						
Copper	324.753	15.0	15.22	**101.5**	14.76	**98.4**						
Lead	220.353	10.0	10.46	**104.6**	10.47	**104.7**						
Magnesium	279.078	5000.0	5085.07	**101.7**	5033.20	**100.7**						
Manganese	257.61	15.0	15.96	**106.4**	15.99	**106.6**						
Nickel	231.604	25.0	27.62	**110.5**	24.97	**99.9**						
Potassium	766.491	5000.0	4474.39	**89.5**	4432.65	**88.7**						
Selenium	196.026	20.0	22.73	**113.6**	20.28	**101.4**						
Silver	328.068	5.0	4.85	**97.0**	3.03	**60.5**						
Sodium	330.232	5000.0	5376.67	**107.5**	5221.82	**104.4**						
Vanadium	292.402	7.0	6.94	**99.1**	7.66	**109.5**						

Test America North Canton

Metals Data Reporting Form

Initial Calibration Blank Results

Instrument: ICPST **Units:** ug/L

Chart Number: I51011A.ARC

Standard Source: _____ **Standard ID:** _____

Element	WL/ Mass	Report Limit	ICB 10/11/07 8:40 AM Found	Q	Found	Q	Found	Q	Found	Q	Found	Q
Arsenic	189.042	5	1.9	U								
Barium	493.409	10	0.2	U								
Calcium	317.933	1000	**-3.8**	**B**								
Chromium	267.716	5	**-0.7**	**B**								
Cobalt	228.616	5	0.6	U								
Copper	324.753	5	**-1.2**	**B**								
Lead	220.353	3	1.1	U								
Magnesium	279.078	1000	3.2	U								
Manganese	257.61	10	0.1	U								
Nickel	231.604	10	1.7	U								
Potassium	766.491	1000	**136.0**	**B**								
Selenium	196.026	5	2.5	U								
Silver	328.068	5	1.2	U								
Sodium	330.232	1000	**-890.0**	**B**								
Vanadium	292.402	10	0.4	U								

U Result is less than the IDL

B Result is between IDL and RL

Form 3 Equivalent

Test America North Canton

Metals Data Reporting Form

Continuing Calibration Blank Results

Instrument: ICPST **Units:** ug/L

Chart Number: I51011A.ARC

Standard Source: _____ **Standard ID:** _____

Element	WL/ Mass	Report Limit	CCB 10/11/07 10:22 AM Found	Q	CCB 10/12/07 6:05 PM Found	Q	CCB 10/12/07 7:13 PM Found	Q	CCB 10/12/07 8:20 PM Found	Q	CCB 10/12/07 9:03 PM Found	Q
Arsenic	189.042	5	1.9	U	1.9	U	1.9	U	1.9	U	1.9	U
Barium	493.409	10	0.2	U	0.2	U	0.2	U	**0.5**	**B**	0.2	U
Calcium	317.933	1000	**-6.8**	**B**	**-5.7**	**B**	**-6.3**	**B**	**-5.2**	**B**	**-5.9**	**B**
Chromium	267.716	5	0.6	U	0.6	U	0.6	U	**0.6**	**B**	0.6	U
Cobalt	228.616	5	0.6	U	0.6	U	0.6	U	**1.3**	**B**	0.6	U
Copper	324.753	5	**-1.3**	**B**	**-1.1**	**B**	**-1.3**	**B**	1.1	U	**-1.8**	**B**
Lead	220.353	3	1.1	U	1.1	U	1.1	U	1.1	U	1.1	U
Magnesium	279.078	1000	3.2	U	3.2	U	3.2	U	**13.3**	**B**	3.2	U
Manganese	257.61	10	0.1	U	0.1	U	0.1	U	**0.2**	**B**	**-0.1**	**B**
Nickel	231.604	10	1.7	U	1.7	U	1.7	U	**3.3**	**B**	1.7	U
Potassium	766.491	1000	**147.0**	**B**	**148.0**	**B**	**135.0**	**B**	**164.0**	**B**	**146.0**	**B**
Selenium	196.026	5	**3.8**	**B**	**2.9**	**B**	**3.0**	**B**	2.5	U	2.5	U
Silver	328.068	5	1.2	U	1.2	U	1.2	U	**2.1**	**B**	1.2	U
Sodium	330.232	1000	**-420.0**	**B**	**-560.0**	**B**	**-770.0**	**B**	320.0	U	**-400.0**	**B**
Vanadium	292.402	10	0.4	U	0.4	U	0.4	U	**1.3**	**B**	**-0.6**	**B**

U Result is less than the IDL

B Result is between IDL and RL

Form 3 Equivalent

GENERAL CHEMISTRY DATA

Environmental Quality Mgt., Inc.

Client Sample ID: FWGBKGmw-004C-0509-GW

General Chemistry

Lot-Sample #...: A7J110400-001 **Work Order #...:** J8RHF **Matrix.....:** WG
Date Sampled...: 10/11/07 09:10 **Date Received..:** 10/11/07

PARAMETER	RESULT	RL	UNITS	METHOD	PREPARATION-ANALYSIS DATE	PREP BATCH #
Cyanide, Total	ND	0.010	mg/L	SW846 9012A	10/19/07	7292436
	Dilution Factor: 1			MDL.....: 0.0050		
Nitrocellulose	ND	0.50	mg/L	MCAWW 353.2	11/01-11/03/07	7305344
	Dilution Factor: 1			MDL.....: 0.12		

Environmental Quality Mgt., Inc.

Client Sample ID: FWGBKGmw-008C-0512-GW

General Chemistry

Lot-Sample #...: A7J110400-003 **Work Order #...:** J8RHR **Matrix.....:** WG
Date Sampled...: 10/11/07 11:15 **Date Received..:** 10/11/07

PARAMETER	RESULT	RL	UNITS	METHOD	PREPARATION-ANALYSIS DATE	PREP BATCH #
Cyanide, Total	ND	0.010	mg/L	SW846 9012A	10/19/07	7292436
		Dilution Factor: 1		MDL.....: 0.0050		
Nitrocellulose	ND	0.50	mg/L	MCAWW 353.2	11/01-11/03/07	7305344
		Dilution Factor: 1		MDL.....: 0.12		

Environmental Quality Mgt., Inc.

Client Sample ID: FWGBKGmw-016C-0517-GW

General Chemistry

Lot-Sample #...: A7J110400-005 **Work Order #...:** J8RHV **Matrix.....:** WG
Date Sampled...: 10/11/07 13:00 **Date Received..:** 10/11/07

PARAMETER	RESULT	RL	UNITS	METHOD	PREPARATION-ANALYSIS DATE	PREP BATCH #
Cyanide, Total	ND	0.010	mg/L	SW846 9012A	10/19/07	7292436
		Dilution Factor: 1		MDL.....: 0.0050		
Nitrocellulose	ND	0.50	mg/L	MCAWW 353.2	11/01-11/03/07	7305344
		Dilution Factor: 1		MDL.....: 0.12		

Environmental Quality Mgt., Inc.

Client Sample ID: FWGBKGmw-021C-0522-GW

General Chemistry

Lot-Sample #...: A7J110400-008 **Work Order #...:** J8RH0 **Matrix.....:** WG
Date Sampled...: 10/11/07 09:30 **Date Received..:** 10/11/07

PARAMETER	RESULT	RL	UNITS	METHOD	PREPARATION-ANALYSIS DATE	PREP BATCH #
Cyanide, Total	ND	0.010	mg/L	SW846 9012A	10/19/07	7292436
		Dilution Factor: 1		MDL.....: 0.0050		
Nitrocellulose	ND	0.50	mg/L	MCAWW 353.2	11/01-11/03/07	7305344
		Dilution Factor: 1		MDL.....: 0.12		

Environmental Quality Mgt., Inc.

Client Sample ID: **FWGBKGmw-018C-0519-GW**

General Chemistry

Lot-Sample #...: A7J110400-010 **Work Order #...:** J8RH2 **Matrix.....:** WG
Date Sampled...: 10/11/07 11:25 **Date Received..:** 10/11/07

PARAMETER	RESULT	RL	UNITS	METHOD	PREPARATION-ANALYSIS DATE	PREP BATCH #
Cyanide, Total	ND	0.010	mg/L	SW846 9012A	10/19/07	7292436
		Dilution Factor: 1		MDL.....: 0.0050		
Nitrocellulose	**0.23 B**	**0.50**	**mg/L**	**MCAWW 353.2**	**11/01-11/03/07**	**7305344**
		Dilution Factor: 1		MDL.....: 0.12		

NOTE(S):

RL Reporting Limit

B Estimated result. Result is less than RL.

Environmental Quality Mgt., Inc.

Client Sample ID: FWGBKGmw-DUP5-0555-GW

General Chemistry

Lot-Sample #...: A7J110400-012 Work Order #...: J8RH4 Matrix.....: WG
Date Sampled...: 10/11/07 11:25 Date Received..: 10/11/07

PARAMETER	RESULT	RL	UNITS	METHOD	PREPARATION-ANALYSIS DATE	PREP BATCH #
Cyanide, Total	ND	0.010	mg/L	SW846 9012A	10/19/07	7292436
		Dilution Factor: 1		MDL.....: 0.0050		
Nitrocellulose	**0.13 B**	**0.50**	**mg/L**	**MCAWW 353.2**	**11/01-11/03/07**	**7305344**
		Dilution Factor: 1		MDL.....: 0.12		

NOTE(S):

RL Reporting Limit

B Estimated result. Result is less than RL.

Environmental Quality Mgt., Inc.

Client Sample ID: FWGBKGmw-006C-0511-GW

General Chemistry

Lot-Sample #...: A7J110400-014 **Work Order #...:** J8RH6 **Matrix.....:** WG
Date Sampled...: 10/11/07 13:50 **Date Received..:** 10/11/07

PARAMETER	RESULT	RL	UNITS	METHOD	PREPARATION-ANALYSIS DATE	PREP BATCH #
Cyanide, Total	ND	0.010	mg/L	SW846 9012A	10/19/07	7292436
		Dilution Factor: 1		MDL.....: 0.0050		
Nitrocellulose	ND	0.50	mg/L	MCAWW 353.2	11/01-11/03/07	7305344
		Dilution Factor: 1		MDL.....: 0.12		

Environmental Quality Mgt., Inc.

Client Sample ID: FWGBKGmw-005C-0510-GW

General Chemistry

Lot-Sample #...: A7J110400-018 **Work Order #...:** J8RJA **Matrix.....:** WG
Date Sampled...: 10/11/07 10:00 **Date Received..:** 10/11/07

PARAMETER	RESULT	RL	UNITS	METHOD	PREPARATION-ANALYSIS DATE	PREP BATCH #
Cyanide, Total	ND	0.010	mg/L	SW846 9012A	10/19/07	7292436
		Dilution Factor: 1		MDL.....: 0.0050		
Nitrocellulose	ND	0.50	mg/L	MCAWW 353.2	11/01-11/03/07	7305344
		Dilution Factor: 1		MDL.....: 0.12		

Environmental Quality Mgt., Inc.

Client Sample ID: FWGEQUIPRINSE4-0559-GW

General Chemistry

Lot-Sample #...: A7J110400-020 **Work Order #...:** J8RJE **Matrix.....:** WQ
Date Sampled...: 10/11/07 10:45 **Date Received..:** 10/11/07

PARAMETER	RESULT	RL	UNITS	METHOD	PREPARATION-ANALYSIS DATE	PREP BATCH #
Cyanide, Total	ND	0.010	mg/L	SW846 9012A	10/19/07	7292436
		Dilution Factor: 1		MDL.....: 0.0050		
Nitrocellulose	ND	0.50	mg/L	MCAWW 353.2	11/01-11/03/07	7305344
		Dilution Factor: 1		MDL.....: 0.12		

Environmental Quality Mgt., Inc.

Client Sample ID: FWGBKGmw-019C-0520-GW

General Chemistry

Lot-Sample #...: A7J110400-021 **Work Order #...:** J8RJF **Matrix.....:** WG
Date Sampled...: 10/11/07 11:55 **Date Received..:** 10/11/07

PARAMETER	RESULT	RL	UNITS	METHOD	PREPARATION-ANALYSIS DATE	PREP BATCH #
Cyanide, Total	ND	0.010	mg/L	SW846 9012A	10/19/07	7292436
		Dilution Factor: 1		MDL.....: 0.0050		
Nitrocellulose	ND	0.50	mg/L	MCAWW 353.2	11/01-11/03/07	7305344
		Dilution Factor: 1		MDL.....: 0.12		

Environmental Quality Mgt., Inc.

Client Sample ID: *FWGBKGmw-020C-0521-GW*

General Chemistry

Lot-Sample #...: A7J110400-023 **Work Order #...:** J8RJH **Matrix.....:** WG
Date Sampled...: 10/11/07 13:15 **Date Received..:** 10/11/07

PARAMETER	RESULT	RL	UNITS	METHOD	PREPARATION-ANALYSIS DATE	PREP BATCH #
Cyanide, Total	ND	0.010	mg/L	SW846 9012A	10/19/07	7292437
		Dilution Factor: 1		MDL.....: 0.0050		
Nitrocellulose	ND	0.50	mg/L	MCAWW 353.2	11/01-11/03/07	7305344
		Dilution Factor: 1		MDL.....: 0.12		

Environmental Quality Mgt., Inc.

Client Sample ID: FWGBKGmw-015C-0516-GW

General Chemistry

Lot-Sample #...: A7J110400-025 **Work Order #...:** J8RJK **Matrix.....:** WG
Date Sampled...: 10/10/07 16:30 **Date Received..:** 10/11/07

PARAMETER	RESULT	RL	UNITS	METHOD	PREPARATION-ANALYSIS DATE	PREP BATCH #
Cyanide, Total	ND	0.010	mg/L	SW846 9012A	10/19/07	7292437
		Dilution Factor: 1		MDL.....: 0.0050		
Nitrocellulose	ND	0.50	mg/L	MCAWW 353.2	11/01-11/03/07	7305344
		Dilution Factor: 1		MDL.....: 0.12		

METHOD BLANK REPORT

General Chemistry

Client Lot #...: A7J110400 **Matrix.....:** WATER

PARAMETER	RESULT	REPORTING LIMIT	UNITS	METHOD	PREPARATION-ANALYSIS DATE	PREP BATCH #
Cyanide, Total		Work Order #: J9EXL1AA		MB Lot-Sample #:	A7J190000-436	
	ND	0.010	mg/L	SW846 9012A	10/19/07	7292436
		Dilution Factor: 1				
Cyanide, Total		Work Order #: J9E0C1AA		MB Lot-Sample #:	A7J190000-437	
	ND	0.010	mg/L	SW846 9012A	10/19/07	7292437
		Dilution Factor: 1				
Nitrocellulose		Work Order #: KAA7K1AA		MB Lot-Sample #:	G7K010000-344	
	ND	0.50	mg/L	MCAWW 353.2	11/01-11/03/07	7305344
		Dilution Factor: 1				

NOTE(S):

Calculations are performed before rounding to avoid round-off errors in calculated results.

LABORATORY CONTROL SAMPLE EVALUATION REPORT

General Chemistry

Client Lot #...: A7J110400 **Matrix.....:** WATER

PARAMETER	PERCENT RECOVERY	RECOVERY LIMITS	METHOD	PREPARATION-ANALYSIS DATE	PREP BATCH #
Cyanide, Total		Work Order #: J9EXL1AC	LCS Lot-Sample#: A7J190000-436		
	89	(69 - 118)	SW846 9012A	10/19/07	7292436
		Dilution Factor: 1			
Cyanide, Total		Work Order #: J9E0C1AC	LCS Lot-Sample#: A7J190000-437		
	89	(69 - 118)	SW846 9012A	10/19/07	7292437
		Dilution Factor: 1			
Nitrocellulose		Work Order #: KAA7K1AC	LCS Lot-Sample#: G7K010000-344		
	80	(37 - 155)	MCAWW 353.2	11/01-11/03/07	7305344
		Dilution Factor: 1			

NOTE(S):

Calculations are performed before rounding to avoid round-off errors in calculated results.

MATRIX SPIKE SAMPLE EVALUATION REPORT

General Chemistry

Client Lot #...: A7J110400 **Matrix.....:** WATER
Date Sampled...: 10/10/07 13:15 **Date Received..:** 10/11/07

PARAMETER	PERCENT RECOVERY	RECOVERY LIMITS	RPD	RPD LIMITS	METHOD	PREPARATION-ANALYSIS DATE	PREP BATCH #
Cyanide, Total		WO#: J8NP11AM-MS/J8NP11AN-MSD				MS Lot-Sample #: A7J110121-005	
	88	(42 - 140)			SW846 9012A	10/19/07	7292436
	90	(42 - 140)	2.6	(0-20)	SW846 9012A	10/19/07	7292436
		Dilution Factor: 1					

NOTE(S):

Calculations are performed before rounding to avoid round-off errors in calculated results.

MATRIX SPIKE SAMPLE EVALUATION REPORT

General Chemistry

Client Lot #...: A7J110400 **Matrix.....:** WG
Date Sampled...: 10/11/07 09:10 **Date Received..:** 10/11/07

PARAMETER	PERCENT RECOVERY	RECOVERY LIMITS	RPD	RPD LIMITS	METHOD	PREPARATION-ANALYSIS DATE	PREP BATCH #
Cyanide, Total		WO#: J8RHF1AM-MS/J8RHF1AN-MSD				MS Lot-Sample #: A7J110400-001	
	74	(42 - 140)			SW846 9012A	10/19/07	7292436
	85	(42 - 140)	13	(0-20)	SW846 9012A	10/19/07	7292436
		Dilution Factor: 1					
Nitrocellulose		WO#: J8RHF1AX-MS/J8RHF1A0-MSD				MS Lot-Sample #: A7J110400-001	
	93	(37 - 155)			MCAWW 353.2	11/01-11/03/07	7305344
	56 *	(37 - 155)	49	(0-15)	MCAWW 353.2	11/01-11/03/07	7305344
		Dilution Factor: 1					

NOTE(S):

Calculations are performed before rounding to avoid round-off errors in calculated results.

* Relative percent difference (RPD) is outside stated control limits.

Matrix Spike / Matrix Spike Duplicate Recovery and RPD Outlier Report

Method Batch : 7292436 **Analysis Method :** 9012A **Analysis Date :** 10/19/2007

Preparation Batch : 7292436 **Preparation Type :** Gen Prep **Preparation Date :** 10/19/2007

Lab Reporting Batch : A7J110400 **Lab ID:** STLCAN

Client Sample ID	Lab Sample ID	Matrix	Analyte Name	Reported *		Project Limits (Percent)			
				Percent Recovery	RPD	Rejection Point**	Lower Limit	Upper Limit	RPD
FWGBKGmw-004C-0509	A7J110400001S	AQ	Cyanide	74		40.00	75.00	125.00	20.00

Associated Samples: All samples in Method Batch

Client Sample ID	Lab Sample ID
FWGBKGmw-004C-0509-GW	A7J110400001
FWGBKGmw-005C-0510-GW	A7J110400018
FWGBKGmw-006C-0511-GW	A7J110400014
FWGBKGmw-008C-0512-GW	A7J110400003
FWGBKGmw-016C-0517-GW	A7J110400005
FWGBKGmw-018C-0519-GW	A7J110400010
FWGBKGmw-019C-0520-GW	A7J110400021
FWGBKGmw-021C-0522-GW	A7J110400008
FWGBKGmw-DUP5-0555-GW	A7J110400012
FWGEQUIPRINSE4-0559-GW	A7J110400020

* Only those Percent Recovery and/or RPD values outside project limits are listed in this report.
** Metal are also assessed against an upper rejection point of 150 percent for waters and 200 percent for soils and sediments

Matrix Spike / Matrix Spike Duplicate Recovery and RPD Outlier Report

Method Batch : 7305344 **Analysis Method :** 353.2 Modified **Analysis Date :** 11/03/2007

Preparation Batch : 7305344 **Preparation Type :** 3535 **Preparation Date :** 11/01/2007

Lab Reporting Batch : A7J110400 **Lab ID:** STLCAN

Client Sample ID	Lab Sample ID	Matrix	Analyte Name	Reported *		Project Limits (Percent)			
				Percent Recovery	RPD	Rejection Point**	Lower Limit	Upper Limit	RPD
FWGBKGmw-004C-0509	A7J110400001D	AQ	Nitrocellulose		49	30.00	40.00	140.00	20.00

Associated Samples: All samples in Method Batch

Client Sample ID	Lab Sample ID
FWGBKGmw-004C-0509-GW	A7J110400001
FWGBKGmw-005C-0510-GW	A7J110400018
FWGBKGmw-006C-0511-GW	A7J110400014
FWGBKGmw-008C-0512-GW	A7J110400003
FWGBKGmw-015C-0516-GW	A7J110400025
FWGBKGmw-016C-0517-GW	A7J110400005
FWGBKGmw-018C-0519-GW	A7J110400010
FWGBKGmw-019C-0520-GW	A7J110400021
FWGBKGmw-020C-0521-GW	A7J110400023
FWGBKGmw-021C-0522-GW	A7J110400008
FWGBKGmw-DUP5-0555-GW	A7J110400012
FWGEQUIPRINSE4-0559-GW	A7J110400020

* Only those Percent Recovery and/or RPD values outside project limits are listed in this report.
** Metal are also assessed against an upper rejection point of 150 percent for waters and 200 percent for soils and sediments

Project Number and Name: ***30240.0006.05 - RVAAP GW***

Severn Trent
Sacramento Laboratory

NITROCELLULOSE

(SOP # SAC-WC-0050, Rev.0)

ANALYST ROGERSJ
CHECKED BY LM
BATCH NO. 7305344

DATE 11/03/07 15:41
DATE 11-5-07
INST - FS4

METHOD NO. 353.2
PROJECT NO. See run sequence

FILE 110307A

RL = 0.5 mg/L (MRL = .124)

	Lab ID	Time	Standard Conc. mg/L	Cup #	Sample Aliquot gram	Sample Aliquot mL	Extract Volume mL	Dilution	Height	$NO_3 + NO_2$ Raw Result	Nitrocellulose mg/L	Nitrocellulose ug/g	Recovery	Check
1	Cal 0	13:54	0	0					2.230866	-0.003193	Slope = 1.5680E+05			
2	Cal 1	13:56	0.05	102					7946.92	0.047473	Intercept = 5.0288E+02			
3	Cal 2	13:58	0.2	103					31592.76	0.198271	Correlation = 0.999966			
4	Cal 3	14:00	0.4	104					63464.64	0.401529				
5	Cal 4	14:02	1	105					159186	1.011978	%Nitrocellulose Assay = 0.111			
6	Cal 5	14:04	2	106					313162.7	1.993941				
7	Blank	14:06		0				1	26.03754	-0.003041				
8	ICV 1PPM NOx	14:08	1	107				1	158522.2	1.007744			100.8%	
9	MRL 0.05PPM	14:10	0.05	102				1	8989.25	0.054121			108.2%	
10	NO2 1PPM	14:12	1	108				1	165117.6	1.049806			105.0%	
11	NO3 1PPM	14:14	1	109				1	149752.7	0.951818			95.2%	
12	blank	14:16		0				1	8.381898	-0.003154	ND			
13	Baseline	14:18		0				1	0	-0.003207				
14	MB-A 7305344	14:20		201		100	40	1	1980.765	0.009425	0.034	ND		< RL
15	LCS-A 7305344	14:22	2.004	202		100	40	1	70418.04	0.445873	1.61		80.3%	
16	A7J110400-1	14:24		203		100	40	1	5441.252	0.031494	0.11	ND		< RL
17	A7J110400-1S	14:26	2.004	204		100	40	1	82024.23	0.519890	1.87		93.3%	
18	A7J110400-1D	14:28	2.004	205		100	40	1	49550.07	0.312791	1.13		56.4%	
19	A7J110400-3	14:30		206		100	40	1	2305.254	0.011494	0.041	ND		< RL
20	A7J110400-5	14:32		207		100	40	1	2658.486	0.013747	0.05	ND		< RL
21	A7J110400-8	14:34		208		100	40	1	2714.749	0.014106	0.051	ND		< RL
22	A7J110400-10	14:36		209		100	40	1	10312.58	0.062560	0.23	✓		
23	A7J110400-12	14:38		210		100	40	1	6165.604	0.036113	0.13	✓		< RL
24	MRL 0.05PPM	14:40	0.05	102				1	7792.725	0.046490			93.0%	
25	CCV Cal 4	14:42	1	105				1	153731	0.977189			97.7%	
26	Blank	14:44		0				1	10.68995	-0.003139	ND			
27	Baseline	14:46		0				1	0	-0.003207				
28	A7J110400-14	14:48		211		100	40	1	2937.666	0.015528	0.056	ND		< RL
29	A7J110400-18	14:50		212		100	40	1	2962.567	0.015686	0.057	ND		< RL
30	A7J110400-20	14:52		213		100	40	1	2061.593	0.009940	0.036	ND		< RL
31	A7J110400-21	14:54		214		100	40	1	2386.151	0.012010	0.043	ND		< RL
32	A7J110400-23	14:56		215		100	40	1	2583.708	0.013270	0.048	ND		< RL
33	A7J110400-25	14:58		216		100	40	1	2931.437	0.015488	0.056	ND		< RL
34	G7J260293-7	15:00		217		100	40	1	2794.714	0.014616	0.053	ND		< RL

Nitrocellulose = (NO3 + NO2) * Prep Factor / 0.111

Severn Trent
Sacramento Laboratory

NITROCELLULOSE

(SOP # SAC-WC-0050, Rev.0)

ANALYST ROGERSJ
CHECKED BY LH
BATCH NO. 7305344

DATE 11/03/07 15:41
DATE 11-5-07
INST - FS4

METHOD NO. 353.2
PROJECT NO. see run sequence

FILE 110307A

	Lab ID	Time	Standard Conc. mg/L	Cup #	Sample Aliquot gram	Sample Aliquot mL	Extract Volume mL	Dilution	Height	$NO_3 + NO_2$ Raw Result	Nitrocellulose			
35	G7J270241-1	15:02		218		100	40	1	2202.865	0.010841	0.039 NP			< RL
36	MRL 0.05PPM	15:04	0.05	102				1	7719.641	0.046024			92.0%	
37	CCV Cal 4	15:06	1	105				1	153617.1	0.976463			97.6%	
38	Blank	15:08		0				1	24.92704	-0.003048				
39	Baseline	15:10		0				1	0	-0.003207				
40	A7J110400-1	15:23		203		100	40	1	5242.898	0.030229	0.11			< RL
41	A7J110400-1S	15:25	2.004	204		100	40	1	81548.98	0.516859	1.86		92.8%	
42	A7J110400-1D	15:27	2.004	205		100	40	1	50291.11	0.317517	1.14		56.9%	
43	MRL 0.05PPM	15:29	0.05	102				1	7995.078	0.047780			95.6%	
44	CCV Cal 4	15:31	1	105				1	153443.3	0.975354			97.5%	
45	Blank	15:33		0				1	20.49733	-0.003076				
46	Baseline	15:35		0				1	0	-0.003207				

① }

Color Reagent : 2950.WC.50.5 Exp. 12.11.07

Buffer: 3133.WC.2.1 Exp. 10.23.08

① Analyzed for confirmation only. Original results reported.
LH 11/5/07

Nitrocellulose = (NO3 + NO2) * Prep Factor / 0.111

STL-Canton
Konelab 250

Date : 2007-10-19
Time : 16.12

Test Cyanide
Unit mg/l

Sample ID:	Result	Resp.	Dilut	Man.dilut	Date and Time
CCV-CN	0.0983	0.099			2007-10-19 14.39
CCB-CN	0.0006	0.008			2007-10-19 14.39
ICV CN-	0.0991	0.100			2007-10-19 14.39
MRL .005	0.0052	0.013	104		2007-10-19 14.39
CCV-CN	0.0991	0.100			2007-10-19 14.40
CCB-CN	-0.0002	0.007			2007-10-19 14.40
CCV-CN	0.0957	0.097			2007-10-19 15.10
CCB-CN	0.0005	0.008			2007-10-19 15.10
J8RHR	0.0011	0.009			2007-10-19 15.10
J8RHV	0.0023	0.010			2007-10-19 15.10
J8RH0	0.0015	0.009			2007-10-19 15.10
J8RH2	0.0007	0.008			2007-10-19 15.10
J8RH4	0.0012	0.009			2007-10-19 15.10
J8RH6	0.0016	0.009			2007-10-19 15.10
J8RJA	0.0034	0.011			2007-10-19 15.10
J8RJE	0.0012	0.009			2007-10-19 15.10
J8RJF	0.0020	0.010			2007-10-19 15.10
J8RJH	0.0006	0.008			2007-10-19 15.10
CCV-CN	0.0969	0.098			2007-10-19 15.15
CCB-CN	0.0009	0.009			2007-10-19 15.15
BLANK - T	0.0002	0.008			2007-10-19 15.15
J8NP1	0.0025	0.010			2007-10-19 15.16
J8NP1 MS	0.0376	0.043			2007-10-19 15.16
J8NP1 MSD	0.0386	0.044			2007-10-19 15.16
J8NQJ	0.0008	0.008			2007-10-19 15.16
J8NRP	0.0016	0.009			2007-10-19 15.16
J8NRX	0.0019	0.009			2007-10-19 15.16
J8NR9	0.0017	0.009			2007-10-19 15.16
J8NTJ	0.0025	0.010			2007-10-19 15.16
CCV-CN	0.0940	0.095			2007-10-19 15.19
CCB-CN	0.0007	0.008			2007-10-19 15.19
CCV-CN	0.0981	0.099			2007-10-19 15.20
CCB-CN	0.0008	0.008			2007-10-19 15.20
J8RJK	0.0011	0.009			2007-10-19 15.20
~~J8R4F~~ J8RHF	0.0016	0.009			2007-10-19 15.20
~~J8R4F MSD~~ J8RHF MSD	0.0356	0.041			2007-10-19 15.20
LCS - T	0.3302	0.038	1+9.0		2007-10-19 15.28
CCV-CN	0.1033	0.104			2007-10-19 15.29
CCB-CN BE 10/19/07	0.0007	0.008			2007-10-19 15.29
CCV-CN	0.1031	0.104			2007-10-19 16.09
CCB-CN	0.0018	0.009			2007-10-19 16.09
~~J8R4F MS~~ J8RHF MS	0.0313	0.037			2007-10-19 16.09
CCV-CN	0.1044	0.105			2007-10-19 16.10
CCB-CN	0.0018	0.009			2007-10-19 16.10

STL-Canton
Konelab 250

Date : 2007-10-19
Time : 14.12

Test Cyanide
Unit mg/l

Sample ID:	Result	Resp.	Dilut	Man.dilut	Date and Time
CCV-CN	0.0949	0.096			2007-10-19 12.57
CCB-CN	0.0033	0.011			2007-10-19 12.57
ICV	0.1003	0.101			2007-10-19 12.57
BLANK - F	0.0534	0.009		1+49.0	2007-10-19 12.57
LCS - F	1.8089	0.041		1+49.0	2007-10-19 12.57
J8T51	0.1058	0.010		1+49.0	2007-10-19 12.57
J8T52	0.2074	0.012		1+49.0	2007-10-19 12.57
J8936	0.0424	0.008		1+49.0	2007-10-19 12.57
CCV-CN	0.0949	0.096			2007-10-19 13.02
CCB-CN	0.0035	0.011			2007-10-19 13.02
J8936 MS	1.9078	0.043		1+49.0	2007-10-19 13.02
J8936 MSD	1.9374	0.044		1+49.0	2007-10-19 13.02
J894C	0.0296	0.008		1+49.0	2007-10-19 13.02
J894F	0.0484	0.009		1+49.0	2007-10-19 13.02
J894G	0.0672	0.009		1+49.0	2007-10-19 13.02
J894M	0.1417	0.010		1+49.0	2007-10-19 13.02
J894N	0.1047	0.010		1+49.0	2007-10-19 13.02
J894W	0.0567	0.009		1+49.0	2007-10-19 13.02
J8940	0.0615	0.009		1+49.0	2007-10-19 13.02
J895J	0.0456	0.009		1+49.0	2007-10-19 13.02
CCV-CN	0.0958	0.097			2007-10-19 13.07
CCB-CN	0.0038	0.011			2007-10-19 13.07
J896A	0.0797	0.009		1+49.0	2007-10-19 13.07
J896J	0.0913	0.009		1+49.0	2007-10-19 13.07
J896R	0.2223	0.012		1+49.0	2007-10-19 13.07
J896X	0.0781	0.009		1+49.0	2007-10-19 13.07
HIGH	0.0993	0.100			2007-10-19 13.08
LOW	0.0275	0.033			2007-10-19 13.08
CCV-CN	0.0933	0.095			2007-10-19 13.09
CCB-CN	0.0034	0.011			2007-10-19 13.09
J8T5W	12.9826	0.032	1+9.0	1+49.0	2007-10-19 13.10
CCV-CN	0.1000	0.101			2007-10-19 13.13
CCB-CN	0.0036	0.011			2007-10-19 13.13
CCV-CN	0.1009	0.102			2007-10-19 13.19
CCB-CN	0.0036	0.011			2007-10-19 13.19
CCV-CN	0.0962	0.097			2007-10-19 13.57
CCB-CN	0.0043	0.012			2007-10-19 13.57
CCV-CN	0.0965	0.098			2007-10-19 14.03
CCB-CN	0.0043	0.012			2007-10-19 14.03
MRL	0.0046	0.012 92%			2007-10-19 14.03
J8T5F	2.1661	0.048		1+49.0	2007-10-19 14.03
J8T5K	2.1810	0.048		1+49.0	2007-10-19 14.03
CCV-CN	0.0916	0.093			2007-10-19 14.07
CCB-CN	0.0043	0.012			2007-10-19 14.07
CCV-CN	0.1029	0.104			2007-10-19 14.08
CCB-CN	0.0050	0.012			2007-10-19 14.08

TestAmerica, North Canton
Cyanide Reagent Sheet

Date: 10/19/2007

Analyst: BR

	Reagent Name	Reagent Number
	Sulfamic Acid	WR71116
	Magnesium Chloride	WR72016
	NaOH	LOT E22424
	Ottawa Sand	WR70439
	H2SO4	WR71066
	Chloromine T	EST 1010182
	Phosphate Buffer	EST LOT 1010059
	Pyridine Barbituric Acid	EST LOT 1009036
A	Calcium Hypochlorite	WR71057
A	Ascorbic Acid	WR70219
F	Zinc Acetate	WR71017
F	Sodium Acetate	WR70944
F	Methyl Red	WR71105

Cadmium carbonate: Sigma-Aldrich batch # 0306PB exp: 11/10/08

Conc.	Standard #	prep date	exp date
10 ppm p	CY7251	10/15/2007	10/22/2007
10 ppm s	CY7255	10/15/2007	10/22/2007
1 ppm s	CY7256	10/15/2007	10/22/2007
ICV 0.1	CY7257	10/15/2007	10/22/2007
MRL .005	CY7254	10/15/2007	10/22/2007
Cal 0.2	CY7252	10/15/2007	10/22/2007
CCV 0.1	CY7253	10/15/2007	10/22/2007

LCS ERA LOT P138-502 TV= 0.370 mg/L, 18.5 mg/kg
LCS 2 ml 1ppm s + 50 ml .25 N NaOH
tv=0.04 mg/L or 2.0 mg/kg
MS/MSD: 2 ml 1ppm s. + 50 ML SAMPLE Tv= .04 mg/L
1g Sample + 50 ml DI tv=2.0 mg/kg

8330 EXPLOSIVES DATA

Environmental Quality Mgt., Inc.

Client Sample ID: FWGBKGmw-004C-0509-GW

HPLC

Lot-Sample #...: A7J110400-001 **Work Order #...:** J8RHF1AP **Matrix.....:** WG
Date Sampled...: 10/11/07 09:10 **Date Received..:** 10/11/07
Prep Date.....: 10/17/07 **Analysis Date..:** 10/25/07
Prep Batch #...: 7290551
Dilution Factor: 1.09 **Method.....:** SW846 8330

PARAMETER	RESULT	REPORTING LIMIT	UNITS	MDL
PETN	ND	0.71	ug/L	0.33
Nitroglycerin	ND	0.71	ug/L	0.36
2-Amino-4,6-dinitrotoluene	ND	0.11	ug/L	0.11
4-Amino-2,6-dinitrotoluene	ND	0.11	ug/L	0.054
1,3-Dinitrobenzene	ND	0.11	ug/L	0.054
2,4-Dinitrotoluene	ND	0.11	ug/L	0.054
2,6-Dinitrotoluene	ND	0.11	ug/L	0.054
HMX	ND	0.11	ug/L	0.039
Nitrobenzene	ND	0.11	ug/L	0.054
2-Nitrotoluene	ND	0.54	ug/L	0.096
3-Nitrotoluene	ND	0.54	ug/L	0.062
4-Nitrotoluene	ND	0.54	ug/L	0.096
RDX	ND	0.11	ug/L	0.039
Tetryl	ND	0.11	ug/L	0.054
1,3,5-Trinitrobenzene	ND	0.11	ug/L	0.033
2,4,6-Trinitrotoluene	ND	0.11	ug/L	0.054

SURROGATE	PERCENT RECOVERY	RECOVERY LIMITS
3,4-Dinitrotoluene	93	(83 - 113)

Environmental Quality Mgt., Inc.

Client Sample ID: FWGBKGmw-008C-0512-GW

HPLC

Lot-Sample #...: A7J110400-003 **Work Order #...:** J8RHR1AG **Matrix.....:** WG
Date Sampled...: 10/11/07 11:15 **Date Received..:** 10/11/07
Prep Date.....: 10/17/07 **Analysis Date..:** 10/26/07
Prep Batch #...: 7290551
Dilution Factor: 1.13 ***Method.....:*** *SW846 8330*

PARAMETER	RESULT	REPORTING LIMIT	UNITS	MDL
PETN	ND	0.73	ug/L	0.34
Nitroglycerin	ND	0.73	ug/L	0.37
2-Amino-4,6-dinitrotoluene	ND	0.11	ug/L	0.11
4-Amino-2,6-dinitrotoluene	ND	0.11	ug/L	0.056
1,3-Dinitrobenzene	ND	0.11	ug/L	0.056
2,4-Dinitrotoluene	ND	0.11	ug/L	0.056
2,6-Dinitrotoluene	ND	0.11	ug/L	0.056
HMX	ND	0.11	ug/L	0.041
Nitrobenzene	ND	0.11	ug/L	0.056
2-Nitrotoluene	ND	0.56	ug/L	0.099
3-Nitrotoluene	ND	0.56	ug/L	0.064
4-Nitrotoluene	ND	0.56	ug/L	0.099
RDX	ND	0.11	ug/L	0.041
Tetryl	ND	0.11	ug/L	0.056
1,3,5-Trinitrobenzene	ND	0.11	ug/L	0.034
2,4,6-Trinitrotoluene	ND	0.11	ug/L	0.056

SURROGATE	PERCENT RECOVERY	RECOVERY LIMITS
3,4-Dinitrotoluene	96	(83 - 113)

Environmental Quality Mgt., Inc.

Client Sample ID: FWGBKGmw-016C-0517-GW

HPLC

Lot-Sample #...: A7J110400-005 **Work Order #...:** J8RHV1AG **Matrix.....:** WG
Date Sampled...: 10/11/07 13:00 **Date Received..:** 10/11/07
Prep Date.....: 10/17/07 **Analysis Date..:** 10/26/07
Prep Batch #...: 7290551
Dilution Factor: 1.13 **Method.....:** SW846 8330

PARAMETER	RESULT	REPORTING LIMIT	UNITS	MDL
PETN	ND	0.73	ug/L	0.34
Nitroglycerin	ND	0.73	ug/L	0.37
2-Amino-4,6-dinitrotoluene	ND	0.11	ug/L	0.11
4-Amino-2,6-dinitrotoluene	ND	0.11	ug/L	0.056
1,3-Dinitrobenzene	ND	0.11	ug/L	0.056
2,4-Dinitrotoluene	ND	0.11	ug/L	0.056
2,6-Dinitrotoluene	ND	0.11	ug/L	0.056
HMX	ND	0.11	ug/L	0.041
Nitrobenzene	ND	0.11	ug/L	0.056
2-Nitrotoluene	ND	0.56	ug/L	0.099
3-Nitrotoluene	ND	0.56	ug/L	0.064
4-Nitrotoluene	ND	0.56	ug/L	0.099
RDX	ND	0.11	ug/L	0.041
Tetryl	ND	0.11	ug/L	0.056
1,3,5-Trinitrobenzene	ND	0.11	ug/L	0.034
2,4,6-Trinitrotoluene	ND	0.11	ug/L	0.056

SURROGATE	PERCENT RECOVERY	RECOVERY LIMITS
3,4-Dinitrotoluene	95	(83 - 113)

Environmental Quality Mgt., Inc.

Client Sample ID: FWGBKGmw-021C-0522-GW

HPLC

Lot-Sample #...: A7J110400-008 **Work Order #...:** J8RH01AG **Matrix.....:** WG
Date Sampled...: 10/11/07 09:30 **Date Received..:** 10/11/07
Prep Date.....: 10/17/07 **Analysis Date..:** 10/26/07
Prep Batch #...: 7290551
Dilution Factor: 1.05 **Method.....:** SW846 8330

PARAMETER	RESULT	REPORTING LIMIT	UNITS	MDL
PETN	ND	0.68	ug/L	0.32
Nitroglycerin	ND	0.68	ug/L	0.35
2-Amino-4,6-dinitrotoluene	ND	0.10	ug/L	0.10
4-Amino-2,6-dinitrotoluene	ND	0.10	ug/L	0.052
1,3-Dinitrobenzene	ND	0.10	ug/L	0.052
2,4-Dinitrotoluene	ND	0.10	ug/L	0.052
2,6-Dinitrotoluene	ND	0.10	ug/L	0.052
HMX	ND	0.10	ug/L	0.038
Nitrobenzene	ND	0.10	ug/L	0.052
2-Nitrotoluene	ND	0.52	ug/L	0.092
3-Nitrotoluene	ND	0.52	ug/L	0.060
4-Nitrotoluene	ND	0.52	ug/L	0.092
RDX	ND	0.10	ug/L	0.038
Tetryl	ND	0.10	ug/L	0.052
1,3,5-Trinitrobenzene	ND	0.10	ug/L	0.032
2,4,6-Trinitrotoluene	ND	0.10	ug/L	0.052

SURROGATE	PERCENT RECOVERY	RECOVERY LIMITS
3,4-Dinitrotoluene	97	(83 - 113)

Environmental Quality Mgt., Inc.

Client Sample ID: FWGBKGmw-018C-0519-GW

HPLC

Lot-Sample #...: A7J110400-010 **Work Order #...:** J8RH21AG **Matrix.....:** WG
Date Sampled...: 10/11/07 11:25 **Date Received..:** 10/11/07
Prep Date.....: 10/17/07 **Analysis Date..:** 10/26/07
Prep Batch #...: 7290551
Dilution Factor: 0.98 **Method.....:** SW846 8330

PARAMETER	RESULT	REPORTING LIMIT	UNITS	MDL
PETN	ND	0.64	ug/L	0.29
Nitroglycerin	ND	0.64	ug/L	0.32
2-Amino-4,6-dinitrotoluene	ND	0.098	ug/L	0.098
4-Amino-2,6-dinitrotoluene	ND	0.098	ug/L	0.049
1,3-Dinitrobenzene	ND	0.098	ug/L	0.049
2,4-Dinitrotoluene	ND	0.098	ug/L	0.049
2,6-Dinitrotoluene	ND	0.098	ug/L	0.049
HMX	ND	0.098	ug/L	0.035
Nitrobenzene	ND	0.098	ug/L	0.049
2-Nitrotoluene	ND	0.49	ug/L	0.086
3-Nitrotoluene	ND	0.49	ug/L	0.056
4-Nitrotoluene	ND	0.49	ug/L	0.086
RDX	ND	0.098	ug/L	0.035
Tetryl	ND	0.098	ug/L	0.049
1,3,5-Trinitrobenzene	ND	0.098	ug/L	0.029
2,4,6-Trinitrotoluene	ND	0.098	ug/L	0.049

SURROGATE	PERCENT RECOVERY	RECOVERY LIMITS
3,4-Dinitrotoluene	93	(83 - 113)

Environmental Quality Mgt., Inc.

Client Sample ID: FWGBKGmw-DUP5-0555-GW

HPLC

Lot-Sample #...: A7J110400-012 **Work Order #...:** J8RH41AG **Matrix.....:** WG
Date Sampled...: 10/11/07 11:25 **Date Received..:** 10/11/07
Prep Date.....: 10/17/07 **Analysis Date..:** 10/26/07
Prep Batch #...: 7290551
Dilution Factor: 0.97 **Method.....:** SW846 8330

PARAMETER	RESULT	REPORTING LIMIT	UNITS	MDL
PETN	ND	0.63	ug/L	0.29
Nitroglycerin	ND	0.63	ug/L	0.32
2-Amino-4,6-dinitrotoluene	ND	0.097	ug/L	0.097
4-Amino-2,6-dinitrotoluene	ND	0.097	ug/L	0.048
1,3-Dinitrobenzene	ND	0.097	ug/L	0.048
2,4-Dinitrotoluene	ND	0.097	ug/L	0.048
2,6-Dinitrotoluene	ND	0.097	ug/L	0.048
HMX	ND	0.097	ug/L	0.035
Nitrobenzene	ND	0.097	ug/L	0.048
2-Nitrotoluene	ND	0.48	ug/L	0.085
3-Nitrotoluene	ND	0.48	ug/L	0.055
4-Nitrotoluene	ND	0.48	ug/L	0.085
RDX	ND	0.097	ug/L	0.035
Tetryl	ND	0.097	ug/L	0.048
1,3,5-Trinitrobenzene	ND	0.097	ug/L	0.029
2,4,6-Trinitrotoluene	ND	0.097	ug/L	0.048

SURROGATE	PERCENT RECOVERY	RECOVERY LIMITS
3,4-Dinitrotoluene	94	(83 - 113)

Environmental Quality Mgt., Inc.

Client Sample ID: FWGBKGmw-006C-0511-GW

HPLC

Lot-Sample #...: A7J110400-014 **Work Order #...:** J8RH61AG **Matrix.....:** WG
Date Sampled...: 10/11/07 13:50 **Date Received..:** 10/11/07
Prep Date.....: 10/17/07 **Analysis Date..:** 10/26/07
Prep Batch #...: 7290551
Dilution Factor: 0.99 **Method.....:** SW846 8330

PARAMETER	RESULT	REPORTING LIMIT	UNITS	MDL
PETN	ND	0.64	ug/L	0.30
Nitroglycerin	ND	0.64	ug/L	0.33
2-Amino-4,6-dinitrotoluene	ND	0.099	ug/L	0.099
4-Amino-2,6-dinitrotoluene	ND	0.099	ug/L	0.050
1,3-Dinitrobenzene	ND	0.099	ug/L	0.050
2,4-Dinitrotoluene	ND	0.099	ug/L	0.050
2,6-Dinitrotoluene	ND	0.099	ug/L	0.050
HMX	ND	0.099	ug/L	0.036
Nitrobenzene	ND	0.099	ug/L	0.050
2-Nitrotoluene	ND	0.50	ug/L	0.087
3-Nitrotoluene	ND	0.50	ug/L	0.056
4-Nitrotoluene	ND	0.50	ug/L	0.087
RDX	ND	0.099	ug/L	0.036
Tetryl	ND	0.099	ug/L	0.050
1,3,5-Trinitrobenzene	ND	0.099	ug/L	0.030
2,4,6-Trinitrotoluene	ND	0.099	ug/L	0.050

SURROGATE	PERCENT RECOVERY	RECOVERY LIMITS
3,4-Dinitrotoluene	91	(83 - 113)

Environmental Quality Mgt., Inc.

Client Sample ID: FWGBKGmw-005C-0510-GW

HPLC

Lot-Sample #...: A7J110400-018 **Work Order #...:** J8RJA1AG **Matrix.....:** WG
Date Sampled...: 10/11/07 10:00 **Date Received..:** 10/11/07
Prep Date.....: 10/17/07 **Analysis Date..:** 10/26/07
Prep Batch #...: 7290551
Dilution Factor: 1.01 **Method.....:** SW846 8330

PARAMETER	RESULT	REPORTING LIMIT	UNITS	MDL
PETN	ND	0.66	ug/L	0.30
Nitroglycerin	ND	0.66	ug/L	0.33
2-Amino-4,6-dinitrotoluene	ND	0.10	ug/L	0.10
4-Amino-2,6-dinitrotoluene	ND	0.10	ug/L	0.050
1,3-Dinitrobenzene	ND	0.10	ug/L	0.050
2,4-Dinitrotoluene	ND	0.10	ug/L	0.050
2,6-Dinitrotoluene	ND	0.10	ug/L	0.050
HMX	ND	0.10	ug/L	0.036
Nitrobenzene	ND	0.10	ug/L	0.050
2-Nitrotoluene	ND	0.50	ug/L	0.089
3-Nitrotoluene	ND	0.50	ug/L	0.058
4-Nitrotoluene	ND	0.50	ug/L	0.089
RDX	ND	0.10	ug/L	0.036
Tetryl	ND	0.10	ug/L	0.050
1,3,5-Trinitrobenzene	ND	0.10	ug/L	0.030
2,4,6-Trinitrotoluene	ND	0.10	ug/L	0.050

SURROGATE	PERCENT RECOVERY	RECOVERY LIMITS
3,4-Dinitrotoluene	92	(83 - 113)

Environmental Quality Mgt., Inc.

Client Sample ID: FWGEQUIPRINSE4-0559-GW

HPLC

Lot-Sample #...: A7J110400-020 **Work Order #...:** J8RJE1AF **Matrix.....:** WQ
Date Sampled...: 10/11/07 10:45 **Date Received..:** 10/11/07
Prep Date.....: 10/17/07 **Analysis Date..:** 10/26/07
Prep Batch #...: 7290551
Dilution Factor: 1.15 **Method.....:** SW846 8330

PARAMETER	RESULT	REPORTING LIMIT	UNITS	MDL
PETN	ND	0.75	ug/L	0.34
Nitroglycerin	ND	0.75	ug/L	0.38
2-Amino-4,6-dinitrotoluene	ND	0.12	ug/L	0.12
4-Amino-2,6-dinitrotoluene	ND	0.12	ug/L	0.058
1,3-Dinitrobenzene	ND	0.12	ug/L	0.058
2,4-Dinitrotoluene	ND	0.12	ug/L	0.058
2,6-Dinitrotoluene	ND	0.12	ug/L	0.058
HMX	ND	0.12	ug/L	0.041
Nitrobenzene	ND	0.12	ug/L	0.058
2-Nitrotoluene	ND	0.58	ug/L	0.10
3-Nitrotoluene	ND	0.58	ug/L	0.066
4-Nitrotoluene	ND	0.58	ug/L	0.10
RDX	ND	0.12	ug/L	0.041
Tetryl	ND	0.12	ug/L	0.058
1,3,5-Trinitrobenzene	ND	0.12	ug/L	0.034
2,4,6-Trinitrotoluene	ND	0.12	ug/L	0.058

SURROGATE	PERCENT RECOVERY	RECOVERY LIMITS
3,4-Dinitrotoluene	97	(83 - 113)

Environmental Quality Mgt., Inc.

Client Sample ID: FWGBKGmw-019C-0520-GW

HPLC

Lot-Sample #...: A7J110400-021 **Work Order #...:** J8RJF1AG **Matrix.....:** WG
Date Sampled...: 10/11/07 11:55 **Date Received..:** 10/11/07
Prep Date.....: 10/17/07 **Analysis Date..:** 10/26/07
Prep Batch #...: 7290551
Dilution Factor: 1 **Method.....:** SW846 8330

PARAMETER	RESULT	REPORTING LIMIT	UNITS	MDL
PETN	ND	0.65	ug/L	0.30
Nitroglycerin	ND	0.65	ug/L	0.33
2-Amino-4,6-dinitrotoluene	ND	0.10	ug/L	0.10
4-Amino-2,6-dinitrotoluene	ND	0.10	ug/L	0.050
1,3-Dinitrobenzene	ND	0.10	ug/L	0.050
2,4-Dinitrotoluene	ND	0.10	ug/L	0.050
2,6-Dinitrotoluene	ND	0.10	ug/L	0.050
HMX	ND	0.10	ug/L	0.036
Nitrobenzene	ND	0.10	ug/L	0.050
2-Nitrotoluene	ND	0.50	ug/L	0.088
3-Nitrotoluene	ND	0.50	ug/L	0.057
4-Nitrotoluene	ND	0.50	ug/L	0.088
RDX	ND	0.10	ug/L	0.036
Tetryl	ND	0.10	ug/L	0.050
1,3,5-Trinitrobenzene	ND	0.10	ug/L	0.030
2,4,6-Trinitrotoluene	ND	0.10	ug/L	0.050

SURROGATE	PERCENT RECOVERY	RECOVERY LIMITS
3,4-Dinitrotoluene	92	(83 - 113)

Environmental Quality Mgt., Inc.

Client Sample ID: FWGBKGmw-020C-0521-GW

HPLC

Lot-Sample #...: A7J110400-023 **Work Order #...:** J8RJH1AG **Matrix.....:** WG
Date Sampled...: 10/11/07 13:15 **Date Received..:** 10/11/07
Prep Date.....: 10/17/07 **Analysis Date..:** 10/26/07
Prep Batch #...: 7290551
Dilution Factor: 1 **Method.....:** SW846 8330

PARAMETER	RESULT	REPORTING LIMIT	UNITS	MDL
PETN	ND	0.65	ug/L	0.30
Nitroglycerin	ND	0.65	ug/L	0.33
2-Amino-4,6-dinitrotoluene	ND	0.10	ug/L	0.10
4-Amino-2,6-dinitrotoluene	ND	0.10	ug/L	0.050
1,3-Dinitrobenzene	ND	0.10	ug/L	0.050
2,4-Dinitrotoluene	ND	0.10	ug/L	0.050
2,6-Dinitrotoluene	ND	0.10	ug/L	0.050
HMX	ND	0.10	ug/L	0.036
Nitrobenzene	**0.071 J**	**0.10**	**ug/L**	**0.050**
2-Nitrotoluene	ND	0.50	ug/L	0.088
3-Nitrotoluene	ND	0.50	ug/L	0.057
4-Nitrotoluene	ND	0.50	ug/L	0.088
RDX	ND	0.10	ug/L	0.036
Tetryl	ND	0.10	ug/L	0.050
1,3,5-Trinitrobenzene	ND	0.10	ug/L	0.030
2,4,6-Trinitrotoluene	ND	0.10	ug/L	0.050

SURROGATE	PERCENT RECOVERY	RECOVERY LIMITS
3,4-Dinitrotoluene	94	(83 - 113)

NOTE(S):

J Estimated result. Result is less than RL.

Environmental Quality Mgt., Inc.

Client Sample ID: FWGBKGmw-015C-0516-GW

HPLC

Lot-Sample #...: A7J110400-025 **Work Order #...:** J8RJK1AG **Matrix.....:** WG
Date Sampled...: 10/10/07 16:30 **Date Received..:** 10/11/07
Prep Date.....: 10/17/07 **Analysis Date..:** 10/26/07
Prep Batch #...: 7290551
Dilution Factor: 1.1 **Method.....:** SW846 8330

PARAMETER	RESULT	REPORTING LIMIT	UNITS	MDL
PETN	ND	0.72	ug/L	0.33
Nitroglycerin	ND	0.72	ug/L	0.36
2-Amino-4,6-dinitrotoluene	ND	0.11	ug/L	0.11
4-Amino-2,6-dinitrotoluene	ND	0.11	ug/L	0.055
1,3-Dinitrobenzene	ND	0.11	ug/L	0.055
2,4-Dinitrotoluene	ND	0.11	ug/L	0.055
2,6-Dinitrotoluene	ND	0.11	ug/L	0.055
HMX	ND	0.11	ug/L	0.040
Nitrobenzene	ND	0.11	ug/L	0.055
2-Nitrotoluene	ND	0.55	ug/L	0.097
3-Nitrotoluene	ND	0.55	ug/L	0.063
4-Nitrotoluene	ND	0.55	ug/L	0.097
RDX	ND	0.11	ug/L	0.040
Tetryl	ND	0.11	ug/L	0.055
1,3,5-Trinitrobenzene	ND	0.11	ug/L	0.033
2,4,6-Trinitrotoluene	ND	0.11	ug/L	0.055

SURROGATE	PERCENT RECOVERY	RECOVERY LIMITS
3,4-Dinitrotoluene	93	(83 - 113)

METHOD BLANK REPORT

HPLC

Client Lot #...: A7J110400 **Work Order #...:** J869L1AA **Matrix.....:** WATER
MB Lot-Sample #: G7J170000-551

Prep Date.....: 10/17/07
Analysis Date..: 10/25/07 **Prep Batch #...:** 7290551
Dilution Factor: 1

PARAMETER	RESULT	REPORTING LIMIT	UNITS	METHOD
Nitroglycerin	ND	0.65	ug/L	SW846 8330
PETN	ND	0.65	ug/L	SW846 8330
2-Amino-4,6-dinitrotoluene	ND	0.10	ug/L	SW846 8330
4-Amino-2,6-dinitrotoluene	ND	0.10	ug/L	SW846 8330
1,3-Dinitrobenzene	ND	0.10	ug/L	SW846 8330
2,4-Dinitrotoluene	ND	0.10	ug/L	SW846 8330
2,6-Dinitrotoluene	ND	0.10	ug/L	SW846 8330
HMX	ND	0.10	ug/L	SW846 8330
Nitrobenzene	ND	0.10	ug/L	SW846 8330
2-Nitrotoluene	ND	0.50	ug/L	SW846 8330
3-Nitrotoluene	ND	0.50	ug/L	SW846 8330
4-Nitrotoluene	ND	0.50	ug/L	SW846 8330
RDX	ND	0.10	ug/L	SW846 8330
Tetryl	ND	0.10	ug/L	SW846 8330
1,3,5-Trinitrobenzene	ND	0.10	ug/L	SW846 8330
2,4,6-Trinitrotoluene	ND	0.10	ug/L	SW846 8330

SURROGATE	PERCENT RECOVERY	RECOVERY LIMITS
3,4-Dinitrotoluene	94	(83 - 113)

NOTE(S):

Calculations are performed before rounding to avoid round-off errors in calculated results.

LABORATORY CONTROL SAMPLE EVALUATION REPORT

HPLC

Client Lot #...: A7J110400 Work Order #...: J869L1AC Matrix.....: WATER
LCS Lot-Sample#: G7J170000-551
Prep Date.....: 10/17/07 Analysis Date..: 10/25/07
Prep Batch #...: 7290551
Dilution Factor: 1

PARAMETER	PERCENT RECOVERY	RECOVERY LIMITS	METHOD
Nitroglycerin	**98**	**(81 - 111)**	**SW846 8330**
PETN	**94**	**(83 - 113)**	**SW846 8330**
2-Amino-4,6-dinitrotoluene	**102**	**(83 - 116)**	**SW846 8330**
4-Amino-2,6-dinitrotoluene	**99**	**(79 - 110)**	**SW846 8330**
1,3-Dinitrobenzene	**106**	**(90 - 124)**	**SW846 8330**
2,4-Dinitrotoluene	**102**	**(85 - 117)**	**SW846 8330**
2,6-Dinitrotoluene	**104**	**(84 - 119)**	**SW846 8330**
HMX	**100**	**(88 - 123)**	**SW846 8330**
Nitrobenzene	**104**	**(85 - 124)**	**SW846 8330**
2-Nitrotoluene	**98**	**(81 - 117)**	**SW846 8330**
3-Nitrotoluene	**99**	**(77 - 118)**	**SW846 8330**
4-Nitrotoluene	**99**	**(80 - 120)**	**SW846 8330**
RDX	**110**	**(91 - 121)**	**SW846 8330**
Tetryl	**84**	**(72 - 115)**	**SW846 8330**
1,3,5-Trinitrobenzene	**105**	**(87 - 123)**	**SW846 8330**
2,4,6-Trinitrotoluene	**97**	**(82 - 118)**	**SW846 8330**

SURROGATE	PERCENT RECOVERY	RECOVERY LIMITS
3,4-Dinitrotoluene	95	(83 - 113)

NOTE(S):

Calculations are performed before rounding to avoid round-off errors in calculated results.

Bold print denotes control parameters

MATRIX SPIKE SAMPLE EVALUATION REPORT

HPLC

Client Lot #...: A7J110400 Work Order #...: J8RHF1AQ-MS Matrix.....: WG
MS Lot-Sample #: A7J110400-001 J8RHF1AR-MSD
Date Sampled...: 10/11/07 09:10 Date Received..: 10/11/07
Prep Date.....: 10/17/07 Analysis Date..: 10/26/07
Prep Batch #...: 7290551
Dilution Factor: 1.13

PARAMETER	PERCENT RECOVERY	RECOVERY LIMITS	RPD	RPD LIMITS	METHOD
Nitroglycerin	97	(81 - 111)			SW846 8330
	95	(81 - 111)	0.41	(0-15)	SW846 8330
PETN	96	(83 - 113)			SW846 8330
	92	(83 - 113)	1.3	(0-16)	SW846 8330
2-Amino-4,6-dinitrotoluene	101	(83 - 116)			SW846 8330
	100	(83 - 116)	1.4	(0-15)	SW846 8330
4-Amino-2,6-dinitrotoluene	98	(79 - 110)			SW846 8330
	97	(79 - 110)	1.5	(0-17)	SW846 8330
1,3-Dinitrobenzene	105	(90 - 124)			SW846 8330
	104	(90 - 124)	1.1	(0-15)	SW846 8330
2,4-Dinitrotoluene	102	(85 - 117)			SW846 8330
	100	(85 - 117)	0.77	(0-15)	SW846 8330
2,6-Dinitrotoluene	102	(84 - 119)			SW846 8330
	98	(84 - 119)	1.4	(0-15)	SW846 8330
HMX	101	(88 - 123)			SW846 8330
	100	(88 - 123)	1.8	(0-15)	SW846 8330
Nitrobenzene	101	(85 - 124)			SW846 8330
	98	(85 - 124)	0.26	(0-15)	SW846 8330
2-Nitrotoluene	98	(81 - 117)			SW846 8330
	95	(81 - 117)	0.36	(0-15)	SW846 8330
3-Nitrotoluene	98	(77 - 118)			SW846 8330
	95	(77 - 118)	0.45	(0-15)	SW846 8330
4-Nitrotoluene	98	(80 - 120)			SW846 8330
	95	(80 - 120)	1.4	(0-15)	SW846 8330
RDX	107	(91 - 121)			SW846 8330
	108	(91 - 121)	3.4	(0-15)	SW846 8330
Tetryl	82	(72 - 115)			SW846 8330
	82	(72 - 115)	2.2	(0-15)	SW846 8330
1,3,5-Trinitrobenzene	102	(87 - 123)			SW846 8330
	102	(87 - 123)	2.1	(0-15)	SW846 8330
2,4,6-Trinitrotoluene	96	(82 - 118)			SW846 8330
	95	(82 - 118)	1.4	(0-16)	SW846 8330

(Continued on next page)

MATRIX SPIKE SAMPLE EVALUATION REPORT

HPLC

Client Lot #...: A7J110400 **Work Order #...:** J8RHF1AQ-MS **Matrix.....:** WG
MS Lot-Sample #: A7J110400-001 J8RHF1AR-MSD

SURROGATE	PERCENT RECOVERY	RECOVERY LIMITS
3,4-Dinitrotoluene	94	(83 - 113)
	93	(83 - 113)

NOTE(S):

Calculations are performed before rounding to avoid round-off errors in calculated results.

Bold print denotes control parameters

TestAmerica West Sacramento
GC/LC INSTRUMENT LOG

Page# 45
Book# 3099

GC/LC SEMI-VOLATILES

Standard ID's

Curve: 10202007.B

Inst ID : LC10.I
Batch ID : 10252007.B
Ical Date: See Calibration Report
Methods : Method 8330
Test : SOP SAC-LC-0009

Date	Time	Operator	Sample ID	File ID	Vol or Wt	Extract Vol	Diln	Comments
25-OCT-2007	17:04	KenneyF	CCV_5 PRIMER	A-000001.	0 g	0 mL	1	
25-OCT-2007	17:57	KenneyF	CCV_5 PRIMER	A-000002.	0 g	0 mL	1	
25-OCT-2007	18:50	KenneyF	STD_5 E070821L 100/200/100/100	A-000003.	0 g	0 mL	1	
25-OCT-2007	19:43	KenneyF	MRL_1 E070926A 5/50/20/20ng/mL	A-000004.	0 g	0 mL	1	
25-OCT-2007	20:36	KenneyF	J87W81AAB 7290638 MB	A-000005.	1000 mL	20 mL	1	
25-OCT-2007	21:29	KenneyF	J87W81ACC 7290638 LCS	A-000006.	1000 mL	20 mL	1	
25-OCT-2007	22:22	KenneyF	J86KW1AA 7290638 G7J170250-1	A-000007.	1000 mL	20 mL	1	
25-OCT-2007	23:15	KenneyF	J8RHF1AP 7290551 A7J110400-1	A-000008.	1000 mL	20 mL	1	
26-OCT-2007	00:08	KenneyF	J8RHF1AQS 7290551 A7J110400-1M	A-000009.	1000 mL	20 mL	1	
26-OCT-2007	01:01	KenneyF	J8RHF1ARD 7290551 A7J110400-1M	A-000010.	1000 mL	20 mL	1	
26-OCT-2007	01:54	KenneyF	J8RHR1AG 7290551 A7J110400-3	A-000011.	1000 mL	20 mL	1	
26-OCT-2007	02:47	KenneyF	J8RHV1AG 7290551 A7J110400-5	A-000012.	1000 mL	20 mL	1	
26-OCT-2007	03:40	KenneyF	STD_6 E070821P 200/500/200/200	A-000013.	0 g	0 mL	1	
26-OCT-2007	04:33	KenneyF	MRL_1 E070926A 5/50/20/20ng/mL	A-000014.	0 g	0 mL	1	
26-OCT-2007	05:26	KenneyF	J8RH01AG 7290551 A7J110400-8	A-000015.	1000 mL	20 mL	1	
26-OCT-2007	06:19	KenneyF	J8RH21AG 7290551 A7J110400-10	A-000016.	1000 mL	20 mL	1	
26-OCT-2007	07:12	KenneyF	J8RH41AG 7290551 A7J110400-12	A-000017.	1000 mL	20 mL	1	
26-OCT-2007	08:05	KenneyF	J8RH61AG 7290551 A7J110400-14	A-000018.	1000 mL	20 mL	1	
26-OCT-2007	08:58	KenneyF	J8RJA1AG 7290551 A7J110400-18	A-000019.	1000 mL	20 mL	1	
26-OCT-2007	09:51	KenneyF	J8RJE1AF 7290551 A7J110400-20	A-000020.	1000 mL	20 mL	1	
26-OCT-2007	10:44	KenneyF	J8RJF1AG 7290551 A7J110400-21	A-000021.	1000 mL	20 mL	1	
26-OCT-2007	11:37	KenneyF	J8RJH1AG 7290551 A7J110400-23	A-000022.	1000 mL	20 mL	1	
26-OCT-2007	12:30	KenneyF	J8RJK1AG 7290551 A7J110400-25	A-000023.	1000 mL	20 mL	1	
26-OCT-2007	13:23	KenneyF	STD_5 E070821L 100/200/100/100	A-000024.	0 g	0 mL	1	
26-OCT-2007	14:16	KenneyF	MRL_1 E070926A 5/50/20/20ng/mL	A-000025.	0 g	0 mL	1	

TestAmerica West Sacramento
GC/LC INSTRUMENT LOG

Page# 55
Book# 3100

GC/LC SEMI-VOLATILES

Standard ID's

Curve: 10202007.B

Inst ID : LC9.I
Batch ID : 10262007.B
Ical Date: See Calibration Report
Methods : Method 8330
Test : SOP SAC-LC-0009

Date	Time	Operator	Sample ID	File ID	Vol or Wt	Extract Vol	Diln	Comments
26-OCT-2007	13:38	KenneyF	PRIMER	C-000001.	0 g	0 mL	1	
26-OCT-2007	14:41	KenneyF	PRIMER	C-000002.	0 g	0 mL	1	
26-OCT-2007	15:44	KenneyF	STD_5 E070821M 100/200/100/100	C-000003.	0 g	0 mL	1	
26-OCT-2007	16:48	KenneyF	MRL_1 E070926A 5/50/20/20	C-000004.	0 g	0 mL	1	
26-OCT-2007	17:52	KenneyF	J87W81AAB 7290638 MB	C-000005.	1000 mL	20 mL	1	
26-OCT-2007	18:55	KenneyF	J87W81AAB 7290638 G7J170250-1	C-000006.	927 mL	20 mL	1	
26-OCT-2007	19:59	KenneyF	J8RJE1AF 7290551 A7J110400-20	C-000007.	868 mL	20 mL	1	
26-OCT-2007	21:02	KenneyF	J8W2J1AAB 7285667 MB	C-000008.	2 g	40 mL	1	
26-OCT-2007	22:06	KenneyF	J748R1A4 7285667 A7J030104-1	C-000009.	2.05 g	40 mL	1	
26-OCT-2007	23:09	KenneyF	J748X1AF 7285667 A7J030104-2	C-000010.	2.03 g	40 mL	1	
27-OCT-2007	00:13	KenneyF	J74811AF 7285667 A7J030104-3	C-000011.	2.06 g	40 mL	1	
27-OCT-2007	01:17	KenneyF	J74831AF 7285667 A7J030104-4	C-000012.	1.99 g	40 mL	1	
27-OCT-2007	02:21	KenneyF	J74841A4 7285667 A7J030104-5	C-000013.	2.06 g	40 mL	1	
27-OCT-2007	03:25	KenneyF	J74881AF 7285667 A7J030104-6	C-000014.	2.02 g	40 mL	1	
27-OCT-2007	04:29	KenneyF	STD_6 E070821P 200/500/200/200	C-000015.	0 g	0 mL	1	
27-OCT-2007	05:33	KenneyF	MRL_1 E070926A 5/50/20/20	C-000016.	0 g	0 mL	1	
27-OCT-2007	06:38	KenneyF	J749C1AF 7285667 A7J030104-7	C-000017.	2.05 g	40 mL	1	
27-OCT-2007	07:42	KenneyF	J749D1AF 7285667 A7J030104-8	C-000018.	2.02 g	40 mL	1	
27-OCT-2007	08:46	KenneyF	J749E1AF 7285667 A7J030104-9	C-000019.	1.95 g	40 mL	1	
27-OCT-2007	09:50	KenneyF	J79141A4 7285667 A7J040354-1	C-000020.	1.97 g	40 mL	1	
27-OCT-2007	10:54	KenneyF	J792M1AF 7285667 A7J040354-2	C-000021.	2.05 g	40 mL	1	
27-OCT-2007	11:59	KenneyF	J792N1AF 7285667 A7J040354-3	C-000022.	1.99 g	40 mL	1	

8330MOD NITROGUANIDINE DATA

Environmental Quality Mgt., Inc.

Client Sample ID: FWGBKGmw-004C-0509-GW

Dissolved HPLC

Lot-Sample #...:	A7J110400-001	**Work Order #...:**	J8RHF1A1	**Matrix.....:**	WG
Date Sampled...:	10/11/07 09:10	**Date Received..:**	10/11/07		
Prep Date.....:	10/31/07	**Analysis Date..:**	11/04/07		
Prep Batch #...:	7304337				
Dilution Factor:	1	**Method.....:**	SW846 8330 (Modif		

PARAMETER	RESULT	REPORTING LIMIT	UNITS	MDL
Nitroguanidine	ND	20	ug/L	9.7

Environmental Quality Mgt., Inc.

Client Sample ID: FWGBKGmw-008C-0512-GW

Dissolved HPLC

Lot-Sample #...:	A7J110400-003	**Work Order #...:**	J8RHR1AA	**Matrix.....:**	WG
Date Sampled...:	10/11/07 11:15	**Date Received..:**	10/11/07		
Prep Date.....:	10/31/07	**Analysis Date..:**	11/04/07		
Prep Batch #...:	7304337				
Dilution Factor:	1	**Method.....:**	SW846 8330 (Modif		

PARAMETER	RESULT	REPORTING LIMIT	UNITS	MDL
Nitroguanidine	ND	20	ug/L	9.7

Environmental Quality Mgt., Inc.

Client Sample ID: FWGBKGmw-016C-0517-GW

Dissolved HPLC

Lot-Sample #...:	A7J110400-005	**Work Order #...:**	J8RHV1AA	**Matrix.....:**	WG
Date Sampled...:	10/11/07 13:00	**Date Received..:**	10/11/07		
Prep Date.....:	10/31/07	**Analysis Date..:**	11/04/07		
Prep Batch #...:	7304337				
Dilution Factor:	1	**Method.....:**	SW846 8330 (Modif		

PARAMETER	RESULT	REPORTING LIMIT	UNITS	MDL
Nitroguanidine	ND	20	ug/L	9.7

Environmental Quality Mgt., Inc.

Client Sample ID: FWGBKGmw-021C-0522-GW

Dissolved HPLC

Lot-Sample #...:	A7J110400-008	**Work Order #...:**	J8RH01AA	**Matrix.....:**	WG
Date Sampled...:	10/11/07 09:30	**Date Received..:**	10/11/07		
Prep Date.....:	10/31/07	**Analysis Date..:**	11/04/07		
Prep Batch #...:	7304337				
Dilution Factor:	1	**Method.....:**	SW846 8330 (Modif		

PARAMETER	RESULT	REPORTING LIMIT	UNITS	MDL
Nitroguanidine	ND	20	ug/L	9.7

Environmental Quality Mgt., Inc.

Client Sample ID: FWGBKGmw-018C-0519-GW

Dissolved HPLC

Lot-Sample #...:	A7J110400-010	**Work Order #...:**	J8RH21AA	**Matrix.....:**	WG
Date Sampled...:	10/11/07 11:25	**Date Received..:**	10/11/07		
Prep Date.....:	10/31/07	**Analysis Date..:**	11/04/07		
Prep Batch #...:	7304337				
Dilution Factor:	1	**Method.....:**	SW846 8330 (Modif		

PARAMETER	RESULT	REPORTING LIMIT	UNITS	MDL
Nitroguanidine	ND	20	ug/L	9.7

Environmental Quality Mgt., Inc.

Client Sample ID: FWGBKGmw-DUP5-0555-GW

Dissolved HPLC

Lot-Sample #...:	A7J110400-012	**Work Order #...:**	J8RH41AA	**Matrix.....:**	WG
Date Sampled...:	10/11/07 11:25	**Date Received..:**	10/11/07		
Prep Date.....:	10/31/07	**Analysis Date..:**	11/04/07		
Prep Batch #...:	7304337				
Dilution Factor:	1	***Method.....:***	*SW846 8330 (Modif*		

PARAMETER	RESULT	REPORTING LIMIT	UNITS	MDL
Nitroguanidine	ND	20	ug/L	9.7

Environmental Quality Mgt., Inc.

Client Sample ID: FWGBKGmw-006C-0511-GW

Dissolved HPLC

Lot-Sample #...:	A7J110400-014	**Work Order #...:**	J8RH61AA	**Matrix.....:**	WG
Date Sampled...:	10/11/07 13:50	**Date Received..:**	10/11/07		
Prep Date.....:	10/31/07	**Analysis Date..:**	11/04/07		
Prep Batch #...:	7304337				
Dilution Factor:	1	**Method.....:**	SW846 8330 (Modif		

PARAMETER	RESULT	REPORTING LIMIT	UNITS	MDL
Nitroguanidine	ND	20	ug/L	9.7

Environmental Quality Mgt., Inc.

Client Sample ID: FWGBKGmw-005C-0510-GW

Dissolved HPLC

Lot-Sample #...:	A7J110400-018	**Work Order #...:**	J8RJA1AA	**Matrix.....:**	WG
Date Sampled...:	10/11/07 10:00	**Date Received..:**	10/11/07		
Prep Date.....:	10/31/07	**Analysis Date..:**	11/04/07		
Prep Batch #...:	7304337				
Dilution Factor:	1	**Method.....:**	SW846 8330 (Modif		

PARAMETER	RESULT	REPORTING LIMIT	UNITS	MDL
Nitroguanidine	ND	20	ug/L	9.7

Environmental Quality Mgt., Inc.

Client Sample ID: FWGEQUIPRINSE4-0559-GW

Dissolved HPLC

Lot-Sample #...:	A7J110400-020	**Work Order #...:**	J8RJE1CC	**Matrix.....:**	WQ
Date Sampled...:	10/11/07 10:45	**Date Received..:**	10/11/07		
Prep Date.....:	10/31/07	**Analysis Date..:**	11/04/07		
Prep Batch #...:	7304337				
Dilution Factor:	1	**Method.....:**	SW846 8330 (Modif		

PARAMETER	RESULT	REPORTING LIMIT	UNITS	MDL
Nitroguanidine	ND	20	ug/L	9.7

Environmental Quality Mgt., Inc.

Client Sample ID: FWGBKGmw-019C-0520-GW

Dissolved HPLC

Lot-Sample #...:	A7J110400-021	**Work Order #...:**	J8RJF1AA	**Matrix.....:**	WG
Date Sampled...:	10/11/07 11:55	**Date Received..:**	10/11/07		
Prep Date.....:	10/31/07	**Analysis Date..:**	11/04/07		
Prep Batch #...:	7304337				
Dilution Factor:	1	***Method.....:***	*SW846 8330 (Modif*		

PARAMETER	RESULT	REPORTING LIMIT	UNITS	MDL
Nitroguanidine	ND	20	ug/L	9.7

Environmental Quality Mgt., Inc.

Client Sample ID: FWGBKGmw-020C-0521-GW

Dissolved HPLC

Lot-Sample #...:	A7J110400-023	**Work Order #...:**	J8RJH1AA	**Matrix.....:**	WG
Date Sampled...:	10/11/07 13:15	**Date Received..:**	10/11/07		
Prep Date.....:	10/31/07	**Analysis Date..:**	11/04/07		
Prep Batch #...:	7304337				
Dilution Factor:	1	**Method.....:**	SW846 8330 (Modif		

PARAMETER	RESULT	REPORTING LIMIT	UNITS	MDL
Nitroguanidine	ND	20	ug/L	9.7

Environmental Quality Mgt., Inc.

Client Sample ID: FWGBKGmw-015C-0516-GW

Dissolved HPLC

Lot-Sample #...:	A7J110400-025	**Work Order #...:**	J8RJK1AA	**Matrix.....:**	WG
Date Sampled...:	10/10/07 16:30	**Date Received..:**	10/11/07		
Prep Date.....:	10/31/07	**Analysis Date..:**	11/04/07		
Prep Batch #...:	7304337				
Dilution Factor:	1	**Method.....:**	SW846 8330 (Modif		

PARAMETER	RESULT	REPORTING LIMIT	UNITS	MDL
Nitroguanidine	ND	20	ug/L	9.7

METHOD BLANK REPORT

HPLC

Client Lot #...: A7J110400 **Work Order #...:** J98D41AA **Matrix.....:** WATER
MB Lot-Sample #: G7J310000-337

Prep Date.....: 10/31/07
Analysis Date..: 11/04/07 **Prep Batch #...:** 7304337
Dilution Factor: 1

PARAMETER	RESULT	REPORTING LIMIT	UNITS	METHOD
Nitroguanidine	ND	20	ug/L	SW846 8330 (Modif

NOTE(S):

Calculations are performed before rounding to avoid round-off errors in calculated results.

LABORATORY CONTROL SAMPLE EVALUATION REPORT

HPLC

Client Lot #...: A7J110400 **Work Order #...:** J98D41AC **Matrix.....:** WATER
LCS Lot-Sample#: G7J310000-337
Prep Date.....: 10/31/07 **Analysis Date..:** 11/04/07
Prep Batch #...: 7304337
Dilution Factor: 1

PARAMETER	PERCENT RECOVERY	RECOVERY LIMITS	METHOD
Nitroguanidine	**96**	**(84 - 123)**	**SW846 8330 (Modified**

NOTE(S):

Calculations are performed before rounding to avoid round-off errors in calculated results.

Bold print denotes control parameters

MATRIX SPIKE SAMPLE EVALUATION REPORT

HPLC

Client Lot #...: A7J110400 **Work Order #...:** J8RHF1A2-MS **Matrix.....:** WG
MS Lot-Sample #: A7J110400-001 J8RHF1A3-MSD
Date Sampled...: 10/11/07 09:10 **Date Received..:** 10/11/07
Prep Date.....: 10/31/07 **Analysis Date..:** 11/04/07
Prep Batch #...: 7304337
Dilution Factor: 1

PARAMETER	PERCENT RECOVERY	RECOVERY LIMITS	RPD	RPD LIMITS	METHOD
Nitroguanidine	**98**	**(84 - 123)**			**SW846 8330 (Modified**
	109	**(84 - 123)**	**11**	**(0-15)**	**SW846 8330 (Modified**

NOTE(S):

Calculations are performed before rounding to avoid round-off errors in calculated results.

Bold print denotes control parameters

QC Outlier Report: Holding Times

Lab Report Batch: A7J110400 **Lab ID:** STLCAN

					Actual Holding Time			Criteria				Reported Dates (and Times)		
Client Sample ID	Lab Sample ID	Analysis Method	Matrix	Prep Method	Coll To Prep	Prep To Ana	Coll To Ana	Coll To Prep	Prep To Ana	Coll To Ana	Unit of Meas	Collection Date	Preparation Date	Analysis Date
FWGBKGmw-004C-0	A7J110400001	W8330 Modifie	AQ	Gen Prep	20.0	4.0		14	40		Days	10/11/2007	10/31/2007	11/04/2007
FWGBKGmw-004C-0	A7J110400001S	W8330 Modifie	AQ	Gen Prep	20.0	4.0		14	40		Days	10/11/2007	10/31/2007	11/04/2007
FWGBKGmw-004C-0	A7J110400001D	W8330 Modifie	AQ	Gen Prep	20.0	4.0		14	40		Days	10/11/2007	10/31/2007	11/04/2007
FWGBKGmw-005C-0	A7J110400018	W8330 Modifie	AQ	Gen Prep	20.0	4.0		14	40		Days	10/11/2007	10/31/2007	11/04/2007
FWGBKGmw-006C-0	A7J110400014	W8330 Modifie	AQ	Gen Prep	20.0	4.0		14	40		Days	10/11/2007	10/31/2007	11/04/2007
FWGBKGmw-008C-0	A7J110400003	W8330 Modifie	AQ	Gen Prep	20.0	4.0		14	40		Days	10/11/2007	10/31/2007	11/04/2007
FWGBKGmw-015C-0	A7J110400025	W8330 Modifie	AQ	Gen Prep	21.0	4.0		14	40		Days	10/10/2007	10/31/2007	11/04/2007
FWGBKGmw-016C-0	A7J110400005	W8330 Modifie	AQ	Gen Prep	20.0	4.0		14	40		Days	10/11/2007	10/31/2007	11/04/2007
FWGBKGmw-018C-0	A7J110400010	W8330 Modifie	AQ	Gen Prep	20.0	4.0		14	40		Days	10/11/2007	10/31/2007	11/04/2007
FWGBKGmw-019C-0	A7J110400021	W8330 Modifie	AQ	Gen Prep	20.0	4.0		14	40		Days	10/11/2007	10/31/2007	11/04/2007
FWGBKGmw-020C-0	A7J110400023	W8330 Modifie	AQ	Gen Prep	20.0	4.0		14	40		Days	10/11/2007	10/31/2007	11/04/2007
FWGBKGmw-021C-0	A7J110400008	W8330 Modifie	AQ	Gen Prep	20.0	4.0		14	40		Days	10/11/2007	10/31/2007	11/04/2007
FWGBKGmw-DUP5-	A7J110400012	W8330 Modifie	AQ	Gen Prep	20.0	4.0		14	40		Days	10/11/2007	10/31/2007	11/04/2007
FWGEQUIPRINSE4-	A7J110400020	W8330 Modifie	AQ	Gen Prep	20.0	4.0		14	40		Days	10/11/2007	10/31/2007	11/04/2007

****

Varian Star Workstation - RecalcList Tue Nov 06 10:14:17 2007

RecalcList: C:\Star\Sample list\NQ-11.03.2007002.RCL

Created: Sat Nov 03 13:28:00 2007
Modified: Sun Nov 04 06:55:37 2007

NA Analysis 4 Nov 2007

****

SA-LC-0010

Line	Sample Type	Sample Name	Data F
1	Verification	PRIMER	nq-11-3-2007=13;29;22-primer.
2	Verification	PRIMER	nq-11-3-2007=13;50;11-primer.
3	Verification	PRIMER	nq-11-3-2007=14;10;56-primer.
4	Verification	PRIMER	nq-11-3-2007=14;31;45-primer.
5	Verification	PRIMER	nq-11-3-2007=14;52;31-primer.
6	Verification	PRIMER	nq-11-3-2007=15;13;13-primer.
7	Verification	PRIMER	nq-11-3-2007=15;34;00-primer.
8	Verification	PRIMER	nq-11-3-2007=15;54;46-primer.
9	Verification	PRIMER	nq-11-3-2007=16;15;32-primer.
10	Analysis	Blank	nq-11-3-2007=16;36;20-blank.
11	New Calib Block		
12	Calibration	E071004C STD 1	nq-11-3-2007=16;57;42-e071004c std 1.
13	Calibration	E071004D STD 2	nq-11-3-2007=17;18;28-e071004d std 2.
14	Calibration	E071004E STD 3	nq-11-3-2007=17;39;11-e071004e std 3.
15	Calibration	E071004F STD 4	nq-11-3-2007=17;59;58-e071004f std 4.
16	Calibration	E071004G STD 5	nq-11-3-2007=18;20;43-e071004g std 5.
17	Calibration	E071004H STD 6	nq-11-3-2007=18;41;24-e071004h std 6.
18	Print Calib		
19	Analysis	Blank	nq-11-3-2007=19;02;18-blank.
20	Verification	E070713J ICV Std	nq-11-3-2007=19;23;05-e070713j icv std.
21	Analysis	E071004B 2 X MDL	nq-11-3-2007=19;43;51-e071004b 2 x mdl.
22	Analysis	Blank	nq-11-3-2007=20;04;38-blank.
23	Verification	E071004F STD 4	nq-11-3-2007=20;25;26-e071004f std 4.
24	Verification	E0701004C STD 1 MRL	nq-11-3-2007=20;46;15-e0701004c std 1 mrl.
25	Analysis	A7J110121-9	nq-11-3-2007=21;07;01-a7j110121-9.
26	Analysis	A7J110121-11	nq-11-3-2007=21;27;49-a7j110121-11.
27	Analysis	A7J110121-13	nq-11-3-2007=21;48;35-a7j110121-13.
28	Analysis	A7J110121-16	nq-11-3-2007=22;09;19-a7j110121-16.
29	Analysis	A7J110121-18	nq-11-3-2007=22;30;03-a7j110121-18.
30	Analysis	A7J110121-20	nq-11-3-2007=22;50;51-a7j110121-20.
31	Analysis	A7J110121-24	nq-11-3-2007=23;11;34-a7j110121-24.
32	Analysis	A7J110121-26	nq-11-3-2007=23;32;19-a7j110121-26.
33	Verification	E071004G STD 5	nq-11-3-2007=23;53;07-e071004g std 5.
34	Verification	E0701004C STD 1 MRL	nq-11-4-2007=00;13;56-e0701004c std 1 mrl.
35	Analysis	G7J310000-337-MB	nq-11-4-2007=00;34;42-g7j310000-337-mb.
36	Analysis	G7J310000-337-LCS	nq-11-4-2007=00;55;26-g7j310000-337-lcs.
37	Analysis	A7J110400-1	nq-11-4-2007=01;16;12-a7j110400-1.
38	Analysis	A7J110400-1MS	nq-11-4-2007=01;36;57-a7j110400-1ms.
39	Analysis	A7J110400-1MSD	nq-11-4-2007=01;57;43-a7j110400-1msd.
40	Analysis	A7J110400-3	nq-11-4-2007=01;18;28-a7j110400-3.
41	Analysis	A7J110400-5	nq-11-4-2007=01;39;14-a7j110400-5.
42	Analysis	A7J110400-8	nq-11-4-2007=01;59;57-a7j110400-8.
43	Verification	E071004F STD 4	nq-11-4-2007=02;20;46-e071004f std 4.
44	Verification	E0701004C STD 1 MRL	nq-11-4-2007=02;41;34-e0701004c std 1 mrl.
45	Analysis	A7J110400-10	nq-11-4-2007=03;02;22-a7j110400-10.
46	Analysis	A7J110400-12	nq-11-4-2007=03;23;05-a7j110400-12.
47	Analysis	A7J110400-14	nq-11-4-2007=03;43;49-a7j110400-14.
48	Analysis	A7J110400-18	nq-11-4-2007=04;04;33-a7j110400-18.
49	Analysis	A7J110400-20	nq-11-4-2007=04;25;18-a7j110400-20.
50	Analysis	A7J110400-21	nq-11-4-2007=04;46;01-a7j110400-21.
51	Analysis	A7J110400-23	nq-11-4-2007=05;06;47-a7j110400-23.
52	Analysis	A7J110400-25	nq-11-4-2007=05;27;31-a7j110400-25.
53	Verification	E071004F STD 4	nq-11-4-2007=05;48;15-e071004f std 4.
54	Verification	E0701004C STD 1 MRL	nq-11-4-2007=06;09;05-e0701004c std 1 mrl.
55	Analysis	END RUN	nq-11-4-2007=06;45;29-end run.

Page 19

6860 PERCHLORATE DATA

Environmental Quality Mgt., Inc.

Client Sample ID: FWGBKGmw-004C-0509-GF

HPLC

Lot-Sample #...:	A7J110400-002	**Work Order #...:**	J8RHP1DL	**Matrix.....:**	WG
Date Sampled...:	10/11/07 09:10	**Date Received..:**	10/11/07		
Prep Date.....:	10/25/07	**Analysis Date..:**	10/26/07		
Prep Batch #...:	7298375				
Dilution Factor:	1	**Method.....:**	SW846 6860		

PARAMETER	RESULT	REPORTING LIMIT	UNITS	MDL
Perchlorate	**0.12**	**0.10**	**ug/L**	**0.0088**

Environmental Quality Mgt., Inc.

Client Sample ID: FWGBKGmw-008C-0512-GF

HPLC

Lot-Sample #...:	A7J110400-004	Work Order #...:	J8RHT1A3	Matrix.....:	WG
Date Sampled...:	10/11/07 11:15	Date Received..:	10/11/07		
Prep Date.....:	10/25/07	Analysis Date..:	10/26/07		
Prep Batch #...:	7298375				
Dilution Factor:	1	Method.....:	SW846 6860		

PARAMETER	RESULT	REPORTING LIMIT	UNITS	MDL
Perchlorate	0.028 J	0.10	ug/L	0.0088

NOTE(S):

J Estimated result. Result is less than RL.

Environmental Quality Mgt., Inc.

Client Sample ID: FWGBKGmw-016C-0517-GF

HPLC

Lot-Sample #...: A7J110400-006 Work Order #...: J8RHW1A3 Matrix.....: WG
Date Sampled...: 10/11/07 13:00 Date Received..: 10/11/07
Prep Date.....: 10/25/07 Analysis Date..: 10/26/07
Prep Batch #...: 7298375
Dilution Factor: 1 Method.....: SW846 6860

PARAMETER	RESULT	REPORTING LIMIT	UNITS	MDL
Perchlorate	0.057 J	0.10	ug/L	0.0088

NOTE(S):

J Estimated result. Result is less than RL.

Environmental Quality Mgt., Inc.

Client Sample ID: FWGBKGmw-021C-0522-GF

HPLC

Lot-Sample #...:	A7J110400-009	Work Order #...:	J8RH11A3	Matrix.....:	WG
Date Sampled...:	10/11/07 09:30	Date Received..:	10/11/07		
Prep Date.....:	10/25/07	Analysis Date..:	10/26/07		
Prep Batch #...:	7298375				
Dilution Factor:	1	Method.....:	SW846 6860		

PARAMETER	RESULT	REPORTING LIMIT	UNITS	MDL
Perchlorate	0.078 J	0.10	ug/L	0.0088

NOTE(S):

J Estimated result. Result is less than RL.

Environmental Quality Mgt., Inc.

Client Sample ID: FWGBKGmw-018C-0519-GF

HPLC

Lot-Sample #...:	A7J110400-011	Work Order #...:	J8RH31A3	Matrix.....:	WG
Date Sampled...:	10/11/07 11:25	Date Received..:	10/11/07		
Prep Date.....:	10/25/07	Analysis Date..:	10/26/07		
Prep Batch #...:	7298375				
Dilution Factor:	1	Method.....:	SW846 6860		

PARAMETER	RESULT	REPORTING LIMIT	UNITS	MDL
Perchlorate	0.023 J	0.10	ug/L	0.0088

NOTE(S):

J Estimated result. Result is less than RL.

Environmental Quality Mgt., Inc.

Client Sample ID: FWGBKGmw-DUP5-0555-GF

HPLC

Lot-Sample #...:	A7J110400-013	Work Order #...:	J8RH51A3	Matrix.....:	WG
Date Sampled...:	10/11/07 11:25	Date Received..:	10/11/07		
Prep Date.....:	10/25/07	Analysis Date..:	10/26/07		
Prep Batch #...:	7298375				
Dilution Factor:	1	Method.....:	SW846 6860		

PARAMETER	RESULT	REPORTING LIMIT	UNITS	MDL
Perchlorate	0.023 J	0.10	ug/L	0.0088

NOTE(S):

J Estimated result. Result is less than RL.

Environmental Quality Mgt., Inc.

Client Sample ID: FWGBKGmw-006C-0511-GF

HPLC

Lot-Sample #...:	A7J110400-015	**Work Order #...:**	J8RH71A3	**Matrix.....:**	WG
Date Sampled...:	10/11/07 13:50	**Date Received..:**	10/11/07		
Prep Date.....:	10/25/07	**Analysis Date..:**	10/26/07		
Prep Batch #...:	7298375				
Dilution Factor:	1	**Method.....:**	SW846 6860		

PARAMETER	RESULT	REPORTING LIMIT	UNITS	MDL
Perchlorate	0.020 J	0.10	ug/L	0.0088

NOTE(S):

J Estimated result. Result is less than RL.

Environmental Quality Mgt., Inc.

Client Sample ID: FWGBKGmw-015C-0516-GF

HPLC

Lot-Sample #...:	A7J110400-017	**Work Order #...:**	J8RH91A3	**Matrix.....:**	WG
Date Sampled...:	10/11/07 08:45	**Date Received..:**	10/11/07		
Prep Date.....:	10/25/07	**Analysis Date..:**	10/27/07		
Prep Batch #...:	7298375				
Dilution Factor:	1	**Method.....:**	SW846 6860		

PARAMETER	RESULT	REPORTING LIMIT	UNITS	MDL
Perchlorate	ND	0.10	ug/L	0.0088

Environmental Quality Mgt., Inc.

Client Sample ID: FWGBKGmw-005C-0510-GF

HPLC

Lot-Sample #...:	A7J110400-019	**Work Order #...:**	J8RJC1A3	**Matrix.....:**	WG
Date Sampled...:	10/11/07 10:00	**Date Received..:**	10/11/07		
Prep Date.....:	10/25/07	**Analysis Date..:**	10/27/07		
Prep Batch #...:	7298375				
Dilution Factor:	1	**Method.....:**	SW846 6860		

PARAMETER	RESULT	REPORTING LIMIT	UNITS	MDL
Perchlorate	0.013 J	0.10	ug/L	0.0088

NOTE(S):

J Estimated result. Result is less than RL.

Environmental Quality Mgt., Inc.

Client Sample ID: FWGEQUIPRINSE4-0559-GW

HPLC

Lot-Sample #...:	A7J110400-020	**Work Order #...:**	J8RJE1A9	**Matrix.....:**	WQ
Date Sampled...:	10/11/07 10:45	**Date Received..:**	10/11/07		
Prep Date.....:	10/25/07	**Analysis Date..:**	10/27/07		
Prep Batch #...:	7298375				
Dilution Factor:	1	**Method.....:**	SW846 6860		

PARAMETER	RESULT	REPORTING LIMIT	UNITS	MDL
Perchlorate	ND	0.10	ug/L	0.0088

Environmental Quality Mgt., Inc.

Client Sample ID: FWGBKGmw-019C-0520-GF

HPLC

Lot-Sample #...:	A7J110400-022	**Work Order #...:**	J8RJG1A3	**Matrix.....:**	WG
Date Sampled...:	10/11/07 11:55	**Date Received..:**	10/11/07		
Prep Date.....:	10/25/07	**Analysis Date..:**	10/27/07		
Prep Batch #...:	7298375				
Dilution Factor:	1	**Method.....:**	SW846 6860		

PARAMETER	RESULT	REPORTING LIMIT	UNITS	MDL
Perchlorate	ND	0.10	ug/L	0.0088

Environmental Quality Mgt., Inc.

Client Sample ID: FWGBKGmw-020C-0521-GF

HPLC

Lot-Sample #...:	A7J110400-024	**Work Order #...:**	J8RJJ1A3	**Matrix.....:**	WG
Date Sampled...:	10/11/07 13:15	**Date Received..:**	10/11/07		
Prep Date.....:	10/25/07	**Analysis Date..:**	10/27/07		
Prep Batch #...:	7298375				
Dilution Factor:	1	**Method.....:**	SW846 6860		

PARAMETER	RESULT	REPORTING LIMIT	UNITS	MDL
Perchlorate	ND	0.10	ug/L	0.0088

METHOD BLANK REPORT

HPLC

Client Lot #...: A7J110400 **Work Order #...:** J9TMN1AA **Matrix.....:** WATER
MB Lot-Sample #: R7J250000-375

Prep Date.....: 10/25/07
Analysis Date..: 10/26/07 **Prep Batch #...:** 7298375
Dilution Factor: 1

PARAMETER	RESULT	REPORTING LIMIT	UNITS	METHOD
Perchlorate	ND	0.10	ug/L	SW846 6860

NOTE(S):

Calculations are performed before rounding to avoid round-off errors in calculated results.

LABORATORY CONTROL SAMPLE EVALUATION REPORT

HPLC

Client Lot #...: A7J110400 **Work Order #...:** J9TMN1AC **Matrix.....:** WATER
LCS Lot-Sample#: R7J250000-375
Prep Date.....: 10/25/07 **Analysis Date..:** 10/26/07
Prep Batch #...: 7298375
Dilution Factor: 1

PARAMETER	PERCENT RECOVERY	RECOVERY LIMITS	METHOD
Perchlorate	**111**	**(80 - 120)**	**SW846 6860**

NOTE(S):

Calculations are performed before rounding to avoid round-off errors in calculated results.

Bold print denotes control parameters

MATRIX SPIKE SAMPLE EVALUATION REPORT

HPLC

Client Lot #...: A7J110400 **Work Order #...:** J8RHP1DM-MS **Matrix.....:** WG
MS Lot-Sample #: A7J110400-002 J8RHP1DN-MSD
Date Sampled...: 10/11/07 09:10 **Date Received..:** 10/11/07
Prep Date.....: 10/25/07 **Analysis Date..:** 10/26/07
Prep Batch #...: 7298375
Dilution Factor: 1

PARAMETER	PERCENT RECOVERY	RECOVERY LIMITS	RPD	RPD LIMITS	METHOD
Perchlorate	**114**	**(80 - 120)**			**SW846 6860**
	110	**(80 - 120)**	**1.5**	**(0-15)**	**SW846 6860**

NOTE(S):

Calculations are performed before rounding to avoid round-off errors in calculated results.

Bold print denotes control parameters

#	WorkOrder	Dilution	Date	Time	Batch	Lot	Instrument
1	BLANK		18-OCT-2007	08:56:10			I7
2	BLANK		18-OCT-2007	08:59:45			I7
3	STANDARD 1		18-OCT-2007	09:03:19			I7
4	STANDARD 2		18-OCT-2007	09:06:55			I7
5	STANDARD 3		18-OCT-2007	09:10:31			I7
6	QC STD 1		18-OCT-2007	09:16:22			I7
7	QC STD 2		18-OCT-2007	09:22:13			I7
8	QC STD 3		18-OCT-2007	09:25:13			I7
9	QC STD 4		18-OCT-2007	09:29:00			I7
10	QC STD 5		18-OCT-2007	09:32:48			I7
11	QC STD 6		18-OCT-2007	09:39:30			I7
12	QC STD 7		18-OCT-2007	09:45:20			I7
13	CRI	2	18-OCT-2007	09:48:19			I7
14	CRI	5	18-OCT-2007	09:51:49			I7
15	CRI	10	18-OCT-2007	09:55:19			I7
16	J8KMMB		18-OCT-2007	10:00:19	7283043	A7J100000	I7
17	J8KMMC		18-OCT-2007	10:03:49	7283043	A7J100000	I7
18	J8G44		18-OCT-2007	10:08:50	7283043	A7J090101	I7
19	J8G44L		18-OCT-2007	10:12:22			I7
20	J8G44X		18-OCT-2007	10:15:53	7283043	A7J090101	I7
21	J8G44S		18-OCT-2007	10:19:25	7283043	A7J090101	I7
22	J8G46		18-OCT-2007	10:24:27	7283043	A7J090101	I7
23	QC STD 6		18-OCT-2007	10:30:19			I7
24	QC STD 7		18-OCT-2007	10:36:09			I7
25	J8G5M		18-OCT-2007	10:43:31	7283043	A7J090101	I7
26	J8G5R		18-OCT-2007	10:47:04	7283043	A7J090101	I7
27	J8G5W		18-OCT-2007	10:50:35	7283043	A7J090101	I7
28	J8G51		18-OCT-2007	10:54:05	7283043	A7J090101	I7
29	J8G52		18-OCT-2007	10:57:36	7283043	A7J090101	I7
30	J8G55		18-OCT-2007	11:01:07	7283043	A7J090101	I7
31	J8G57		18-OCT-2007	11:04:38	7283043	A7J090101	I7
32	J8NFGB		18-OCT-2007	11:09:39	7284018	A7J110000	I7
33	J8NFGC		18-OCT-2007	11:13:11	7284018	A7J110000	I7
34	J8KP1		18-OCT-2007	11:18:13	7284018	A7J100103	I7
35	QC STD 6		18-OCT-2007	11:24:05			I7
36	QC STD 7		18-OCT-2007	11:29:55			I7
37	J8KP3		18-OCT-2007	11:32:56	7284018	A7J100103	I7
38	J8KP6		18-OCT-2007	11:36:29	7284018	A7J100103	I7
39	J8KP6L		18-OCT-2007	11:40:02			I7
40	J8KP6X		18-OCT-2007	11:43:36	7284018	A7J100103	I7
41	J8KP6S		18-OCT-2007	11:47:08	7284018	A7J100103	I7
42	J8KQA		18-OCT-2007	11:52:08	7284018	A7J100103	I7
43	J8KQG		18-OCT-2007	11:55:39	7284018	A7J100103	I7
44	J8KQH		18-OCT-2007	11:59:10	7284018	A7J100103	I7

(continued)

Quantify Sample Report
IC Perchlorate Analysis

Sample List: C:\MassLynx\IC Perchlorate.PRO\SampleDB\ic17j26(02)
Last modified: Sun Oct 28 14:01:12 2007
Method: C:\MassLynx\IC Perchlorate.PRO\MethDB\ic17i25B
Last modified: Mon Oct 15 10:36:45 2007
Job Code:

Printed: Sun Oct 28 14:04:18 2007

Name: ic17I2509
Text: 200 ng/L ICV

1: 18O Perchlorate

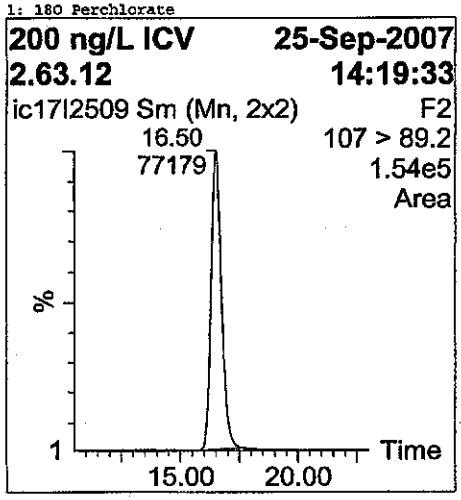

2: Perchlorate

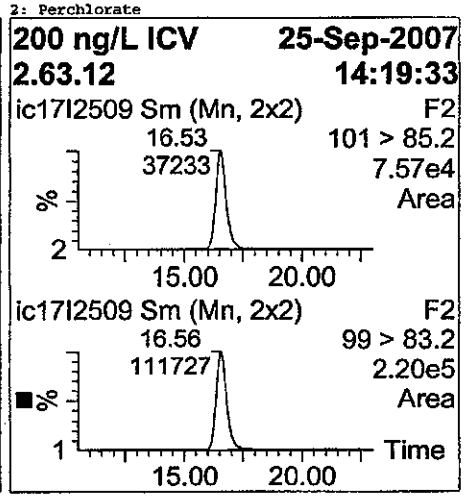

#	Name	RT	Area	Flags	ng/L or kg()	%Rec	Cal.File	Cal.Date	Mod.Comment
1	18O Perchlorate	16.498	77179	bb	1.020	101.97	ic17i25	25/Sep/07	
2	Perchlorate	16.555	111727	bb	228.134	114.07	ic17i25	25/Sep/07	

Analyst: Tim O'Donnell

TestAmerica North Canton 2023

Quantify Compound Summary Report
IC Perchlorate Analysis

Sample List: C:\MassLynx\IC Perchlorate.PRO\SampleDB\ic17j26(02)
Last modified: Sun Oct 28 14:01:12 2007
Method: C:\MassLynx\IC Perchlorate.PRO\MethDB\ic17i25B
Last modified: Mon Oct 15 10:36:45 2007
Job Code:

Printed: Sun Oct 28 14:04:14 2007

Compound 2: Perchlorate Sample List: ic17j26(02) Method File: ic17i25B
Coefficient of Determination: 0.999561
Calibration curve: 0.00631190 * x + 0.00767323
Response type: Internal Std (Ref 1), Area * (IS Conc. / IS Area)
Curve type: Linear, Origin: Exclude, Weighting: 1/x, Axis trans: None

#	Name	ID	Sample Text		Type	Std Conc	RT	RRT	Area	Flag	Ratio	IS Area	Response	ng/L or kg()	%Rec	Extract mL	Sample mL or kg	Dilution	Cal.File
1	ic17I2501	2.63.1	LRB1		Blank							75778				5.000	5.000	1.00	ic17i25
2	ic17I2502	2.63.3	20 ng/L	1	Standard	20.00	16.64	1.005	9227	bb	2.754	72795	0.127	18.865	94.33	1.000	1.000	1.00	ic17i25
3	ic17I2503	2.63.5	50 ng/L		Standard	50.00	16.61	1.003	24800	bb	3.155	73691	0.337	52.103	104.21	1.000	1.000	1.00	ic17i25
4	ic17I2504	2.63.6	100 ng/L	1	Standard	100.00	16.58	1.003	48318	bb	3.006	76114	0.635	99.358	99.36	1.000	1.000	1.00	ic17i25
5	ic17I2505	2.63.7	200 ng/L	1	Standard	200.00	16.58	1.003	97786	bb	2.964	76032	1.286	202.545	101.27	1.000	1.000	1.00	ic17i25
6	ic17I2506	2.63.9	500 ng/L		Standard	500.00	16.56	1.003	247147	bb	2.975	77897	3.173	501.442	100.29	1.000	1.000	1.00	ic17i25
7	ic17I2507	2.63.10	1000 ng/L		Standard	1000.00	16.53	1.002	492809	bb	2.984	79096	6.230	985.887	98.59	1.000	1.000	1.00	ic17i25
8	ic17I2508	2.63.1	LRB2		Blank							78986				5.000	5.000	1.00	ic17i25
9	ic17I2509	2.63.12	200 ng/L ICV		QC	200.00	16.56	1.003	111727	bb	3.001	77179	1.448	228.134	114.07	1.000	1.000	1.00	ic17i25
10	ic17I2510	2.63.6	100 ng/L RLV 2		QC	100.00	16.56	1.003	49080	bb	2.853	76859	0.639	99.954	99.95	1.000	1.000	1.00	ic17i25
11	ic17J2618	2.102.2	LRB2		Blank							57568				5.000	5.000	1.00	ic17i25
12	ic17J2619	2.102.6	200 ng/L CCV 3		QC	200.00	15.89	1.004	73918	bb	2.878	57695	1.281	201.764	100.88	1.000	1.000	1.00	ic17i25
13	ic17J2620	2.102.4	20 ng/L LODV 3		QC	20.00	15.92	1.005	7556	bb	3.078	55519	0.136	20.348	101.74	1.000	1.000	1.00	ic17i25
14	ic17J2621	J9TMN1AA	R7J250000-375 MB		Blank							58232				5.000	5.000	1.00	ic17i25
15	ic17J2622	J9TMN1AC	R7J250000-375 LCS		QC	100.00	15.92	1.004	39668	bb	3.003	55970	0.709	111.070	111.07	5.000	5.000	1.00	ic17i25
16	ic17J2623	2.102.7	ICS2		QC	100.00	15.84	1.004	41348	bb	2.933	58869	0.702	110.062	110.06	5.000	5.000	1.00	ic17i25
17	ic17J2624	J8RHP1DL	A7J110400-002		Analyte		15.89	1.004	46131	bb	2.875	59059	0.781	122.535		5.000	5.000	1.00	ic17i25
18	ic17J2625	J8RPH1DM	A7J110400-002	MS	QC	100.00	15.89	1.004	87798	bb	2.947	58593	1.498	236.181	236.18	5.000	5.000	1.00	ic17i25
19	ic17J2626	J8RHP1DN	A7J110400-002	MSD	QC	100.00	15.89	1.004	88395	bb	2.969	59859	1.477	232.742	232.74	5.000	5.000	1.00	ic17i25
20	ic17J2627	J8RHT1A3	A7J110400-004		Analyte		15.89	1.004	10839	bb	2.892	58147	0.186	28.318		5.000	5.000	1.00	ic17i25
21	ic17J2628	J8RHW1A3	A7J110400-006		Analyte		15.89	1.004	22260	bb	2.922	60813	0.366	56.775		5.000	5.000	1.00	ic17i25
22	ic17J2629	J8RH11A3	A7J110400-009		Analyte		15.92	1.004	29958	bb	2.977	59605	0.503	78.413		5.000	5.000	1.00	ic17i25
23	ic17J2630	2.103.4	200 ng/L CCV 1		QC	200.00	15.89	1.002	75006	bb	3.009	60010	1.250	196.806	98.40	1.000	1.000	1.00	ic17i25
24	ic17J2631	2.103.3	20 ng/L LODV 1		QC	20.00	15.92	1.004	7370	bb	2.817	59845	0.123	18.296	91.48	1.000	1.000	1.00	ic17i25
25	ic17J2632	J8RH31A3	A7J110400-011		Analyte		15.89	1.002	9201	bb	3.030	59625	0.154	23.233		5.000	5.000	1.00	ic17i25
26	ic17J2633	J8RH51A3	A7J110400-013		Analyte		15.92	1.004	8621	bb	2.640	57114	0.151	22.700		5.000	5.000	1.00	ic17i25
27	ic17J2634	J8RH71A3	A7J110400-015		Analyte		15.89	1.002	7627	bb	2.949	57464	0.133	19.814		5.000	5.000	1.00	ic17i25
28	ic17J2635	J8RH91A3	A7J110400-017		Analyte		15.92	1.002	1771	bb	3.081	56525	0.031	3.748		5.000	5.000	1.00	ic17i25
29	ic17J2636	J8RJC1A3	A7J110400-019		Analyte		15.92	1.004	5178	bb	3.134	58153	0.089	12.891		5.000	5.000	1.00	ic17i25
30	ic17J2637	J8RJE1A9	A7J110400-020		Analyte		15.92	1.004	831	bb	2.762	58945	0.014	1.017		5.000	5.000	1.00	ic17i25
31	ic17J2638	J8RJG1A3	A7J110400-022		Analyte		15.98	1.005	3058		2.823	57083	0.054	7.273		5.000	5.000	1.00	ic17i25
32	ic17J2639	J8RJJ1A3	A7J110400-024		Analyte		15.95	1.007	816	bb	2.289	57206	0.014	1.044		5.000	5.000	1.00	ic17i25
33	ic17J2640	2.102.2	LRB3		Blank							59086				5.000	5.000	1.00	ic17i25
34	ic17J2641	2.103.4	200 ng/L CCV 2		QC	200.00	15.89	1.004	72406	bb	2.989	58685	1.234	194.257	97.13	1.000	1.000	1.00	ic17i25
35	ic17J2642	2.103.3	20 ng/L LODV 2		QC	20.00	15.86	1.002	7521	bb	2.976	59470	0.126	18.819	94.10	1.000	1.000	1.00	ic17i25

Analyst: Tim O'Donnell

TestAmerica North Canton

Reporting Limits Outlier Report (detected results reported below the reporting limit)

Lab Report Batch: A7J110400 **Lab ID:** STLCAN

Client Sample ID	Lab Sample ID	Analysis Method	Matrix	Analyte Name	Lab Qualifier	Result	EDD Reporting Limit	Units
FWGBKGmw-004C-0509-	A7J110400002	6010B	AQ	Manganese	B J	0.65	10.0	ug/L
				Potassium	B J	707	1000	ug/L
		6020		Antimony	B	0.28	2.0	ug/L
				Zinc	B J	5.5	10.0	ug/L
FWGBKGmw-004C-0509-	A7J110400001	8270C		Benzoic acid	U	12	12	ug/L
FWGBKGmw-005C-0510-	A7J110400019	6010B		Manganese	B J	2.9	10.0	ug/L
				Nickel	B	3.6	10.0	ug/L
		6020		Zinc	B J	5.2	10.0	ug/L
		6860		Perchlorate	J	0.013	0.10	ug/L
FWGBKGmw-006C-0511-	A7J110400015			Perchlorate	J	0.020	0.10	ug/L
FWGBKGmw-006C-0511-	A7J110400014	8081A		delta-BHC	J	0.025	0.030	ug/L
		8270C		bis(2-Ethylhexyl) phthalate	J B	1.8	10	ug/L
FWGBKGmw-008C-0512-	A7J110400004	6010B		Barium	B	4.7	10.0	ug/L
				Potassium	B J	511	1000	ug/L
		6020		Antimony	B	0.26	2.0	ug/L
				Zinc	B J	6.4	10.0	ug/L
		6860		Perchlorate	J	0.028	0.10	ug/L
FWGBKGmw-008C-0512-	A7J110400003	8260B		Acetone	U	10	10	ug/L
		8270C		2,4-Dinitrophenol	U	5.0	5.0	ug/L
				Benzoic acid	U	10	10	ug/L
FWGBKGmw-015C-0516-	A7J110400017	6010B		Nickel	B	3.7	10.0	ug/L
FWGBKGmw-015C-0516-	A7J110400025	8081A		4,4'-DDD	U	0.030	0.030	ug/L
		8260B		Acetone	U	10	10	ug/L
		8270C		2,4-Dinitrophenol	U	5.0	5.0	ug/L
				Benzoic acid	U	10	10	ug/L
FWGBKGmw-016C-0517-	A7J110400006	6010B		Manganese	B J	8.2	10.0	ug/L
				Potassium	B J	576	1000	ug/L
		6020		Aluminum	B	24.7	50.0	ug/L
				Zinc	B J	4.5	10.0	ug/L
		6860		Perchlorate	J	0.057	0.10	ug/L
FWGBKGmw-016C-0517-	A7J110400005	8081A		4,4'-DDD	U	0.030	0.030	ug/L
				beta-BHC	J	0.0093	0.030	ug/L
		8260B		Acetone	U	10	10	ug/L
		8270C		2,4-Dinitrophenol	U	5.0	5.0	ug/L
				Benzoic acid	U	10	10	ug/L
				bis(2-Ethylhexyl) phthalate	J B	4.3	10	ug/L

Reporting Limits Outlier Report (detected results reported below the reporting limit)

Lab Report Batch: A7J110400 **Lab ID:** STLCAN

Client Sample ID	Lab Sample ID	Analysis Method	Matrix	Analyte Name	Lab Qualifier	Result	EDD Reporting Limit	Units
FWGBKGmw-018C-0519-	A7J110400011	6020	AQ	Zinc	B J	3.5	10.0	ug/L
		6860		Perchlorate	J	0.023	0.10	ug/L
FWGBKGmw-018C-0519-	A7J110400010	353.2 Modified		Nitrocellulose	B	0.23	0.50	mg/L
		8081A		4,4'-DDD	U	0.030	0.030	ug/L
		8260B		Acetone	U	10	10	ug/L
		8270C		2,4-Dinitrophenol	U	5.0	5.0	ug/L
				Benzoic acid	U	10	10	ug/L
				bis(2-Ethylhexyl) phthalate	J B	1.4	10	ug/L
FWGBKGmw-019C-0520-	A7J110400022	6020		Zinc	B J	2.9	10.0	ug/L
FWGBKGmw-019C-0520-	A7J110400021	8081A		4,4'-DDD	U	0.030	0.030	ug/L
				beta-BHC	J	0.0073	0.030	ug/L
		8260B		Acetone	U	10	10	ug/L
		8270C		2,4-Dinitrophenol	U	5.0	5.0	ug/L
				Benzoic acid	U	10	10	ug/L
FWGBKGmw-020C-0521-	A7J110400024	6020		Zinc	B J	5.0	10.0	ug/L
FWGBKGmw-020C-0521-	A7J110400023	8081A		4,4'-DDD	U	0.030	0.030	ug/L
				beta-BHC	J	0.013	0.030	ug/L
		8260B		Acetone	U	10	10	ug/L
		8270C		2,4-Dinitrophenol	U	5.0	5.0	ug/L
				Benzoic acid	U	10	10	ug/L
		8330		Nitrobenzene	J	0.071	0.10	ug/L
FWGBKGmw-021C-0522-	A7J110400009	6010B		Manganese	B J	0.64	10.0	ug/L
		6860		Perchlorate	J	0.078	0.10	ug/L
FWGBKGmw-021C-0522-	A7J110400008	8081A		4,4'-DDD	U	0.030	0.030	ug/L
		8260B		Acetone	U	10	10	ug/L
		8270C		2,4-Dinitrophenol	U	5.0	5.0	ug/L
				Benzoic acid	U	10	10	ug/L
				bis(2-Ethylhexyl) phthalate	J B	0.89	10	ug/L
FWGBKGmw-DUP5-0555-	A7J110400013	6020		Zinc	B J	2.7	10.0	ug/L
		6860		Perchlorate	J	0.023	0.10	ug/L
FWGBKGmw-DUP5-0555-	A7J110400012	353.2 Modified		Nitrocellulose	B	0.13	0.50	mg/L
		8081A		4,4'-DDD	U	0.030	0.030	ug/L
		8260B		Acetone	U	10	10	ug/L
		8270C		2,4-Dinitrophenol	U	5.0	5.0	ug/L
				Benzoic acid	U	10	10	ug/L
FWGEQUIPRINSE4-0559-	A7J110400020	6010B		Potassium	B J	136	1000	ug/L

Reporting Limits Outlier Report (detected results reported below the reporting limit)

Lab Report Batch: A7J110400 **Lab ID:** STLCAN

Client Sample ID	Lab Sample ID	Analysis Method	Matrix	Analyte Name	Lab Qualifier	Result	EDD Reporting Limit	Units
FWGEQUIPRINSE4-0559-	A7J110400020	8081A	AQ	4,4'-DDD	U	0.030	0.030	ug/L
		8260B		2-Hexanone	J	0.77	10	ug/L
				4-Methyl-2-pentanone	J	1.3	10	ug/L
				Acetone	B	10	10	ug/L
				M&P-XYLENES	J	0.34	2.0	ug/L
				o-Xylene	J	0.22	1.0	ug/L
				Toluene	J	0.59	1.0	ug/L
				TOTAL XYLENES	J	0.56	2.0	ug/L
		8270C		2,4-Dinitrophenol	U	5.0	5.0	ug/L
				Benzoic acid	U	10	10	ug/L
				bis(2-Ethylhexyl) phthalate	J B	2.3	10	ug/L
				Dimethyl phthalate	J	0.47	1.0	ug/L
FWGTEAM1-TRIP	A7J110400016	8260B		Acetone	J B	3.5	10	ug/L
				Methylene chloride	J	0.60	2.0	ug/L
FWGTEAM2-TRIP	A7J110400007			Acetone	J B	4.0	10	ug/L
				Methylene chloride	J	0.49	2.0	ug/L
FWGTEAM3-TRIP	A7J110400026			Acetone	J	3.0	10	ug/L
				Methylene chloride	J	0.56	2.0	ug/L

QC Outlier Report: Non-Qualified Outliers for Reporting Limits
(Sample is non-detect but reported result exceeds project requirements for reporting limit)

Lab Report Batch: A7J110400 **Lab ID:** STLCAN

Client Sample ID	Lab Sample ID	Analysis Method	Matrix	Analyte Name	Lab Qualifier	Result	Reporting Limit Criteria*	Units
FWGBKGmw-004C-0509-	A7J110400001	8270C	AQ	2,4,6-Trichlorophenol	U	6.1	5.00	ug/L
				Benzo(a)anthracene	U	0.24	0.20	ug/L
				bis(2-Ethylhexyl) phthalate	U	12	10.00	ug/L
				Hexachlorocyclopentadiene	U	12	10.00	ug/L
		8330		2,4-Dinitrotoluene	U	0.11	0.11	ug/L
				2,6-Dinitrotoluene	U	0.11	0.11	ug/L
				2-Nitrotoluene	U	0.54	0.22	ug/L
				3-Nitrotoluene	U	0.54	0.22	ug/L
				4-Nitrotoluene	U	0.54	0.22	ug/L
FWGBKGmw-005C-0510-	A7J110400018	8330	AQ	2-Nitrotoluene	U	0.50	0.20	ug/L
				3-Nitrotoluene	U	0.50	0.20	ug/L
				4-Nitrotoluene	U	0.50	0.20	ug/L
FWGBKGmw-006C-0511-	A7J110400014	8330	AQ	2-Nitrotoluene	U	0.50	0.20	ug/L
				3-Nitrotoluene	U	0.50	0.20	ug/L
				4-Nitrotoluene	U	0.50	0.20	ug/L
FWGBKGmw-008C-0512-	A7J110400003	8330	AQ	2-Nitrotoluene	U	0.56	0.23	ug/L
				3-Nitrotoluene	U	0.56	0.23	ug/L
				4-Nitrotoluene	U	0.56	0.23	ug/L
FWGBKGmw-015C-0516-	A7J110400025	8330	AQ	2-Nitrotoluene	U	0.55	0.22	ug/L
				3-Nitrotoluene	U	0.55	0.22	ug/L
				4-Nitrotoluene	U	0.55	0.22	ug/L
FWGBKGmw-016C-0517-	A7J110400005	8330	AQ	2-Nitrotoluene	U	0.56	0.23	ug/L
				3-Nitrotoluene	U	0.56	0.23	ug/L
				4-Nitrotoluene	U	0.56	0.23	ug/L
FWGBKGmw-018C-0519-	A7J110400010	8330	AQ	2-Nitrotoluene	U	0.49	0.20	ug/L
				3-Nitrotoluene	U	0.49	0.20	ug/L
				4-Nitrotoluene	U	0.49	0.20	ug/L
FWGBKGmw-019C-0520-	A7J110400021	8330	AQ	2-Nitrotoluene	U	0.50	0.20	ug/L

* Reporting Limit Criteria = (Dilution Factor) * (Reporting Limit from the reference project library) * (Percent Moisture Correction)
Percent Moisture Correction:
Soil: 100 / (100 - Percent Moisture)
Water: 1

Project Number and Name: **30240.0006.05 - RVAAP GW**

QC Outlier Report: Non-Qualified Outliers for Reporting Limits
(Sample is non-detect but reported result exceeds project requirements for reporting limit)

Lab Report Batch: A7J110400 **Lab ID:** STLCAN

Client Sample ID	Lab Sample ID	Analysis Method	Matrix	Analyte Name	Lab Qualifier	Result	Reporting Limit Criteria*	Units
FWGBKGmw-019C-0520-	A7J110400021	8330	AQ	3-Nitrotoluene	U	0.50	0.20	ug/L
				4-Nitrotoluene	U	0.50	0.20	ug/L
FWGBKGmw-020C-0521-	A7J110400023	8330	AQ	2-Nitrotoluene	U	0.50	0.20	ug/L
				3-Nitrotoluene	U	0.50	0.20	ug/L
				4-Nitrotoluene	U	0.50	0.20	ug/L
FWGBKGmw-021C-0522-	A7J110400008	8330	AQ	2-Nitrotoluene	U	0.52	0.21	ug/L
				3-Nitrotoluene	U	0.52	0.21	ug/L
				4-Nitrotoluene	U	0.52	0.21	ug/L
FWGBKGmw-DUP5-0555-	A7J110400012	8330	AQ	2-Nitrotoluene	U	0.48	0.19	ug/L
				3-Nitrotoluene	U	0.48	0.19	ug/L
				4-Nitrotoluene	U	0.48	0.19	ug/L
FWGEQUIPRINSE4-0559-	A7J110400020	6010B	AQ	Calcium	U	1000	100.00	ug/L
				Magnesium	U	1000	100.00	ug/L
				Sodium	U	1000	200.00	ug/L
		8330		2,4-Dinitrotoluene	U	0.12	0.12	ug/L
				2,6-Dinitrotoluene	U	0.12	0.12	ug/L
				2-Nitrotoluene	U	0.58	0.23	ug/L
				3-Nitrotoluene	U	0.58	0.23	ug/L
				4-Nitrotoluene	U	0.58	0.23	ug/L

* Reporting Limit Criteria = (Dilution Factor) * (Reporting Limit from the reference project library) * (Percent Moisture Correction)
Percent Moisture Correction:
Soil: 100 / (100 - Percent Moisture)
Water: 1

Project Number and Name: **30240.0006.05 - RVAAP GW**

Technical Completeness Report

Project No. / Name : *30240.0006.05 / RVAAP GW*

Analytical Method	Total Number of Analytes	Number of Rejects	Percent Completeness
353.2 Modified	12	0	100.0
6010B	180	12	93.3
6020	84	0	100.0
6860	12	0	100.0
7470A	12	0	100.0
8081A	252	0	100.0
8082	84	0	100.0
8260B	585	0	100.0
8270C	792	24	97.0
8330	192	0	100.0
9012A	12	0	100.0
SW8330 Modified	12	0	100.0
Total	***2229***	***36***	***98.4***

Note:

$$\text{Percent Completeness} = \frac{\text{Number of Useable Results}}{\text{Number of Reported Results}} * 100\ \%$$

[Useable results are qualified but not Rejected data]

APPENDIX D

INVESTIGATIVE DERIVED WASTE CHARACTERIZATION AND DISPOSAL PLAN

DRAFT

FACILITY-WIDE GROUNDWATER MONITORING PROGRAM

INVESTIGATION-DERIVED WASTE CHARACTERIZATION AND DISPOSAL PLAN

RAVENNA ARMY AMMUNITION PLANT,
RAVENNA, OHIO

MARC Contract Number W912QR-04-D-0036
Delivery Order No. 0006

Prepared for:

U.S. Army Corps of Engineers
600 Martin Luther King Jr. Place
Louisville, Kentucky 40202

Prepared by:

Environmental Quality Management, Inc.
1800 Carillon Boulevard
Cincinnati Ohio 45240

December 14, 2007

CONTENTS

CONTENTS i
TABLES i
APPENDICES i
ACRONYMS ii
1.0 INTRODUCTION 1
2.0 OPERATIONAL HISTORY AND WASTE GENERATION 1
3.0 MANAGEMENT OF ENVIRONMENTAL MEDIA 2
4.0 DISCUSSION OF ANALYTICAL RESULTS 3
5.0 RECOMMENDATIONS FOR DISPOSAL 3
5.1 Groundwater 3
5.2 Decontamination Fluids 4
5.3 Summary of Disposal Recommendations 5
6.0 REFERENCES 5

TABLES

Table 2.1. IDW Inventory of Drums 2
Table 5.1 Detected Analytical Results When Compared to USEPA Regulatory Characteristic Levels (40 CFR 261.20 – 24) 4
Table 5.2 Summary of Drum Containers, TCLP Criteria, and Disposal Recommendations 5

APPENDICES

Appendix 1 Investigation-Derived Waste Analytical Results Summary

ACRONYMS

AOC	Area of Concern
EQM	Environmental Quality Management, Inc.
EPA	U.S. Environmental Protection Agency
IDW	Investigation-derived wastes
Ohio EPA	Ohio Environmental Protection Agency
PPE	Personal protective equipment
RCRA	Resource Conservation and Recovery Act
RVAAP	Ravenna Army Ammunition Plant
SAP	Sampling and Analysis Plan
SVOC	Semi-volatile organic compounds
TCLP	Toxicity Characteristic Leaching Procedure
USACE	US Army Corps of Engineers
UXO	Unexploded ordnance
VOC	Volatile organic compounds

1.0 INTRODUCTION

Investigative activities were conducted during the Facility Wide Groundwater Monitoring Program sampling events in October 2007 at the Ravenna Army Ammunition Plant (RVAAP), Ravenna, Ohio, resulting in the generation of investigation-derived wastes (IDW) consisting of purge-water and equipment decontamination water wastes. The IDW purge water was generated in the course of sampling each well. The IDW decontamination waters were generated from the cleaning and decontamination activities for non-dedicated equipment needed to sample the wells. The purpose of this report is to characterize and classify the IDW for proper disposal. The report includes:

- A summary of the IDW generated and its origin,
- A review of the analytical results used for waste characterization,
- Classification of the IDW per the *Facility Wide Sampling and Analysis Plan*,
- Recommendations for disposal.

This document follows guidance established by the US Army Corps of Engineers (USACE) and the Ohio EPA regarding IDW disposition at RVAAP.

2.0 OPERATIONAL HISTORY AND WASTE GENERATION

Information regarding the operational history and suspected contaminants for the Facility Wide Groundwater Monitoring Program Plan is presented in Section 1.2 of the *Final Part 1- Sampling and Analysis Plan Addendum for the Facility-Wide Groundwater Monitoring Program Plan at the Ravenna Army Ammunition Plant, Ravenna, Ohio* (SAP Addendum) (Portage, 2004). Section 4.6 of the SAP Addendum describes procedures used for sampling and managing IDW at RVAAP.

Water (purged groundwater and decontamination water) IDW was generated during the October 2007 sampling event. Each AOC area had a drum designated and labeled for purge water disposal before any sampling events occurred as agreed upon by USACE, Ohio EPA, and EQM. The Background wells had one drum labeled for use prior to beginning the sampling events. Purge water was generated in accordance with the Facility Wide Sampling and Analysis Plan (SAP), Section 4.3.4.2 (SAIC, 2001) under the Micro-Purging criteria. Decontamination water was generated from the washing, rinsing, and decontamination procedures used for all non-dedicated sampling equipment. These decontamination procedures are described in Section 4.3.8 Decontamination Procedures of the Facility Wide SAP.

The unique drum container label number, the type and size of drum container used, estimated volume within each drum, and the source of purge waste water or decontamination fluid is presented in Table 2-1 below.

Table 2.1. IDW Inventory of Drums

Drum Label	Drum Type & Size	Contents	Estimated Volume	Location/Source
EQM 2007-24	55 Gal. Steel	Decontamination/Rinse Water	~25-gallons	Equipment Rinse/Decontamination
EQM 2007-25	55 Gal. Steel	Purge water	<10-gallons	Ramsdell Quarry Monitoring Wells 007, 008, 009
EQM 2007-26	55 Gal. Steel	Purge water	<10-gallons	LL2 Monitoring Wells 059, 262, 263
EQM 2007-27	55 Gal. Steel	Purge water	<10-gallons	LL3 Monitoring Wells 238, 242
EQM 2007-28	55 Gal. Steel	Purge water	<5-gallons	LL4 Monitoring Wells 198, 199
EQM 2007-29	55 Gal. Steel	Purge water	<10-gallons	LL11 Monitoring Wells 002, 007
EQM 2007-30	55 Gal. Steel	Purge water	<10-gallons	LL12 Monitoring Wells 153, 182, 183, 186
EQM 2007-31	55 Gal. Steel	Purge water	<10-gallon	Winklepeck Burning Grounds Monitoring Wells 006, 007, 009
EQM 2007-32	55 Gal. Steel	Purge water	~30-gallons	Background Monitoring Wells 004, 005, 006, 008, 010, 012, 013, 015, 016, 017, 018, 019, 020, 021
EQM 2007-33	55 Gal. Steel	Purge water	<10-gallons	Central Burn Area Monitoring Wells 006, 007
EQM 2007-34	55 Gal. Steel	Purge water	<10-gallons	LL1 Monitoring Wells 078, 080, 083
EQM 2007-35	55 Gal. Steel	Purge water	<10-gallons	Demolition Area 2 Monitoring well 107, DA2, DET3, DET4

3.0 MANAGEMENT OF ENVIRONMENTAL MEDIA

All environmental media were managed in a manner that minimized potential risk to human health and the environment. IDW was handled as nonhazardous material pending waste characterization and classification based on analytical results. The Facility-Wide SAP (SAIC, 2001) and the Final Part 1 Sampling and Analysis Plan (Portage, 2004) describe approved procedures used for containerizing and handling IDW.

All liquid indigenous (purged groundwater) IDW generated from each monitoring well micro-purging was segregated into different drums by AOC areas and placed into 55-gallon drums as previously agreed upon by USACE and Ohio EPA. The purge water was transferred daily from each well location after sampling by closed-top 5-gallon buckets to the appropriately labeled 55-gallon drums located and staged behind Building 1036.

4.0 DISCUSSION OF ANALYTICAL RESULTS

Per Section 7.4 of the Facility-Wide SAP (2001), IDW Characterization and Classification for Disposal, all IDW indigenous wastes were characterized for disposal by taking composite samples collected from each of the segregated waste streams. There were only two segregated waste streams that needed to be investigated: one for the purge water generated, and one for the decontamination procedures. Each waste stream had a composite sample taken by using a "drum thief" until a total of approximately 4 liters was withdrawn in equal amounts from all drums of that particular waste stream. Each waste stream composite sample was submitted to STL Laboratories, North Canton for full toxicity characteristic leaching procedure (TCLP) analysis using the following methods in accordance with the Facility-Wide SAP (SAIC, 2001):

- TCLP Mercury by SW846 1311/7470A
- TCLP Metals (Silver, arsenic, barium, cadmium, chromium, lead, and selenium) by SW846 1311/6010B
- TCLP Semi-volatile organic compounds (SVOCs) by SW846 1311/8270C
- TCLP Volatile organic compounds (VOCs) by SW846 1311/8260B
- Reactive Cyanide by SW846 7.3.3
- Reactive Sulfide by SW846 7.3.4
- Flash Point by SW846 1010
- pH by SW846 9040B
-

A trip blank (FWG-IDW-Trip Blank) was submitted with the samples and analyzed for Volatile Organic Compounds. The IDW analytical results are presented in Appendix 1.

5.0 RECOMMENDATIONS FOR DISPOSAL

Table 7-1 in the Facility-Wide SAP (SAIC, 2001) presents all the maximum concentration of contaminants for the toxicity characteristic for hazardous wastes as per 40 CFR 261.24. Analytical results for the October 2007 Groundwater Sampling Events IDW were compared against these criteria to determine whether waste streams generated were potentially hazardous or non-hazardous.

5.1 Groundwater

IDW was generated during the well sampling activities by micro-purging monitoring wells associated with this investigation. After comparing the analytical data results generated from groundwater sampling activities to the contaminants and their regulatory levels from Table 7-1 1 in the Facility-Wide SAP (SAIC, 2001), the data indicated that no regulatory criteria for Resource Conservation and Recovery Act (RCRA) hazardous

waste determinations were exceeded. Table 5.1 below presents the detected results compared to the regulatory characteristic for hazardous wastes as per 40 CFR 261.24.

Table 5.1 Detected Analytical Results

Sample ID	Detected Contaminant	Detected Result (mg/L)	Regulatory[1] Level (mg/L)	Above Regulatory Yes/No
FWG-IDW-MWPURGE OCT2007	Barium - TCLP	0.010 J	100.0	No
	Flashpoint	>180°F	<140°F	No
	pH	8.4	<2 or >12.5	No
FWG-IDW-MWDECON OCT2007	Arsenic	0.0037 J	5.0	No
	Barium – TCLP	0.0069 J	100.00	No
	Cadmium - TCLP	0.00067 J	1.0	No
	Chromium - TCLP	0.0041 J	5.0	No
	Lead - TCLP	0.0027 J	5.0	No
	Selenium - TCLP	0.0070 J	0.16	No
	2-Butanone (MEK)	0.20 J	200	No
	Flashpoint	>180°F	<140°F	No
	pH	8.9	<2 or >12.5	No
FWG-IDW-Trip Blank	None Detected			

J = Estimated result. Result is less than reporting limit.
B – Method blank contamination.
Note that the flags used to qualify the data are consistent with USACE Laboratory Chemistry Guidelines and the RVAAP quarterly groundwater reports.
1 = USEPA Regulatory Characteristic Levels (40 CFR 261.20 through 24).

It is recommended that the drums containing purged groundwater be classified as contaminated, but non-hazardous and that they be sent off-site for disposal to a permitted water treatment facility in accordance with the Facility-Wide SAP (SAIC, 2001) guidance under Section 7.0 "Investigation-Derived Waste".

5.2 Decontamination Fluids

A composite sample collected from decontamination fluids generated from cleaning of non-dedicated sampling equipment used during the investigation indicated that all analytes were below TCLP threshold values and therefore should be classified as non-

hazardous. It is recommended that these containers be classified as contaminated, non-hazardous, and that they be sent off-site for disposal to a permitted water treatment facility in accordance with the Facility-Wide SAP (SAIC, 2001) guidance under Section 7.0 Investigation-Derived Waste.

5.3 Summary of Disposal Recommendations

It is recommended that all drums be classified as contaminated, but non-hazardous and that they be sent off-site for disposal to a permitted water treatment facility. The TCLP test results for both composite samples show that no chemical was detected in levels that required a labeling of hazardous. Table 5-2 presents a summary of each drum and the recommended disposal options for the waste streams presented and previously discussed.

Table 5.2. Summary of Drum Containers, TCLP Criteria, and Disposal Recommendations

Drum Container Label	Media	TCLP Criteria	Disposal Recommendation
EQM 2007-24	Water	Maximum Concentration of Contaminants NOT exceeded	Consolidated for Off-Site Non-Hazardous Disposal
EQM 2007-25	Water	Maximum Concentration of Contaminants NOT exceeded	Consolidated for Off-Site Non-Hazardous Disposal
EQM 2007-26	Water	Maximum Concentration of Contaminants NOT exceeded	Consolidated for Off-Site Non-Hazardous Disposal
EQM 2007-27	Water	Maximum Concentration of Contaminants NOT exceeded	Consolidated for Off-Site Non-Hazardous Disposal
EQM 2007-28	Water	Maximum Concentration of Contaminants NOT exceeded	Consolidated for Off-Site Non-Hazardous Disposal
EQM 2007-29	Water	Maximum Concentration of Contaminants NOT exceeded	Consolidated for Off-Site Non-Hazardous Disposal
EQM 2007-30	Water	Maximum Concentration of Contaminants NOT exceeded	Consolidated for Off-Site Non-Hazardous Disposal
EQM 2007-31	Water	Maximum Concentration of Contaminants NOT exceeded	Consolidated for Off-Site Non-Hazardous Disposal
EQM 2007-32	Water	Maximum Concentration of Contaminants NOT exceeded	Consolidated for Off-Site Non-Hazardous Disposal
EQM 2007-33	Water	Maximum Concentration of Contaminants NOT exceeded	Consolidated for Off-Site Non-Hazardous Disposal
EQM 2007-34	Water	Maximum Concentration of Contaminants NOT exceeded	Consolidated for Off-Site Non-Hazardous Disposal
EQM 2007-35	Water	Maximum Concentration of Contaminants NOT exceeded	Consolidated for Off-Site Non-Hazardous Disposal

6.0 REFERENCES

SAIC, 2001. *Facility-Wide Sampling and Analysis Plan for Environmental Investigations at the Ravenna Army Ammunition Plant, Ravenna, Ohio.*

Portage Environmental, 2004, *RVAAP Facility Wide Groundwater Monitoring Program Plan.*

APPENDIX 1

INVESTIGATION-DERIVED WASTE ANALYTICAL RESULTS SUMMARY

TestAmerica

THE LEADER IN ENVIRONMENTAL TESTING

ANALYTICAL REPORT

PROJECT NO. 30240.0006.05

RVAAP (OH) IDW SAMPLING

Lot #: A7K160135

Eric Corbin

Environmental Quality Mgt., I
1800 Carillon Blvd
Cincinnati, OH 45240

TESTAMERICA LABORATORIES, INC.



Mark J. Loeb
Project Manager

December 13, 2007

TestAmerica

THE LEADER IN ENVIRONMENTAL TESTING

CASE NARRATIVE

CASE NARRATIVE

A7K160135

The following report contains the analytical results for two water samples and one quality control sample submitted to TestAmerica North Canton by Environmental Quality Mgt. Inc. from the RVAAP (OH) IDW SAMPLING Site, project number 30240.0006.05. The samples were received November 16, 2007, according to documented sample acceptance procedures.

TestAmerica utilizes USEPA approved methods in all analytical work. The samples presented in this report were analyzed for the parameter(s) listed on the analytical methods summary page in accordance with the method(s) indicated. Preliminary results were provided to Eric Corbin and Heather Medley on November 27, 2007. A summary of QC data for these analyses is included at the back of the report.

TestAmerica North Canton attests to the validity of the laboratory data generated by *TestAmerica facilities reported herein.* All analyses performed by TestAmerica facilities were done using established laboratory SOPs that incorporate QA/QC procedures described in the applicable methods. TestAmerica's operations groups have reviewed the data for compliance with the laboratory QA/QC plan, and data have been found to be compliant with laboratory protocols unless otherwise noted below.

The test results in this report meet all NELAP requirements for parameters for which accreditation is required or available. Any exceptions to NELAP requirements are noted in this report. Pursuant to NELAP, this report may not be reproduced, except in full, without the written approval of the laboratory.

Please refer to the Quality Control Elements Narrative following this case narrative for additional quality control information.

If you have any questions, please call the Project Manager, Mark J. Loeb, at 330-497-9396.

This report is sequentially paginated. The final page of the report is labeled as "END OF REPORT." The total number of pages in this report is

SUPPLEMENTAL QC INFORMATION

SAMPLE RECEIVING

The temperature of the cooler upon sample receipt was 1.5°C.

CASE NARRATIVE (continued)

GC/MS VOLATILES

The sample(s) that contained concentrations of target analyte(s) at a reportable level in the associated Method Blank(s) were flagged with "B". All target analytes in the Method Blank must be below the reporting limit (RL) or the associated sample(s) must be ND with the exception of common laboratory contaminants.

The sample(s) that contain results between the MDL and the RL were flagged with "J". There is a possibility of false positive or mis-identification at these quantitation levels. In analytical methods requiring confirmation of the analyte reported, confirmation was performed only down to the standard reporting limit (SRL). The acceptance criteria for QC samples may not be met at these quantitation levels.

The matrix spike/matrix spike duplicate(s) for batch(es) 7327285 had recoveries outside acceptance limits. However, since the associated method blank(s) and laboratory control sample(s) were in control, no corrective action was necessary.

GC/MS SEMIVOLATILES

There were no client requested Matrix Spike/Matrix Spike Duplicate (MS/MSD) samples in batch(es) 7324038. Therefore, the laboratory has included a Laboratory Control Sample Duplicate (LCSD) in the QC batch. The LCSD recoveries, together with the LCS recoveries, are used to determine the reproducibility (precision) of the analytical system.

METALS

The sample(s) that contain results between the MDL and the RL were flagged with "B". There is the possibility of false positive or mis-identification at these quantitation levels. The acceptance criteria for the ICB, CCB, and Method Blank are +/- the standard reporting limit (SRL).

GENERAL CHEMISTRY

The matrix spike/matrix spike duplicate(s) for FWG-IDW-MWDECON-OCT2007 had RPD's outside acceptance limits. However, since the associated method blank(s) and laboratory control sample(s) were in control, no corrective action was necessary.

The matrix spike/matrix spike duplicate(s) for batch(es) 7331458 had RPD's outside acceptance limits. However, since the associated method blank(s) and laboratory control sample(s) were in control, no corrective action was necessary.

CASE NARRATIVE (continued)

GENERAL CHEMISTRY (continued)

Reactive Cyanide and/or Reactive Sulfide results have been reported herein with an SW846 method reference. Although the analyses are based on the referenced methods, US EPA has amended sections 7.3.3 and 7.3.4 of SW846-Chapter Seven to withdraw the Cyanide and Sulfide reactivity guidance from *Test Methods for Evaluating Solid Waste, Physical/Chemical Methods* in June of 2005 (6/14/05; 70 FR 34537). The analyses are no longer approved by USEPA for use in complying with RCRA regulations.

QUALITY CONTROL ELEMENTS NARRATIVE

TestAmerica North Canton (formerly STL North Canton) conducts a quality assurance/quality control (QA/QC) program designed to provide scientifically valid and legally defensible data. Toward this end, several types of quality control indicators are incorporated into the QA/QC program, which is described in detail in QA Policy, QA-003. These indicators are introduced into the sample testing process to provide a mechanism for the assessment of the analytical data.

QC BATCH

Environmental samples are taken through the testing process in groups called QUALITY CONTROL BATCHES (QC batches). A QC batch contains up to twenty environmental samples of a similar matrix (water, soil) that are processed using the same reagents and standards. TestAmerica North Canton (formerly STL North Canton) requires that each environmental sample be associated with a QC batch.

Several quality control samples are included in each QC batch and are processed identically to the twenty environmental samples.

For SW846/RCRA methods, QC samples include a METHOD BLANK (MB), a LABORATORY CONTROL SAMPLE (LCS) and, where appropriate, a MATRIX SPIKE/MATRIX SPIKE DUPLICATE (MS/MSD) pair or a MATRIX SPIKE/SAMPLE DUPLICATE (MS/DU) pair. If there is insufficient sample to perform an MS/MSD or an MS/DU, then a LABORATORY CONTROL SAMPLE DUPLICATE (LCSD) is included in the QC batch.

For 600 series/CWA methods, QC samples include a METHOD BLANK (MB), a LABORATORY CONTROL SAMPLE (LCS) and, where appropriate, a MATRIX SPIKE (MS). An MS is prepared and analyzed at a 10% frequency for GC Methods and at a 5% frequency for GC/MS methods.

LABORATORY CONTROL SAMPLE

The Laboratory Control Sample is a QC sample that is created by adding known concentrations of a full or partial set of target analytes to a matrix similar to that of the environmental samples in the QC batch. Multi peak responders may not be included in the target spike list due to co-elution. The LCS analyte recovery results are used to monitor the analytical process and provide evidence that the laboratory is performing the method within acceptable guidelines. All control analytes indicated by a bold type in the LCS must meet acceptance criteria. Failure to meet the established recovery guidelines requires the repreparation and reanalysis of all samples in the QC batch. Comparison of only the failed parameters from the first batch are evaluated. The only exception to the rework requirement is that if the LCS recoveries are biased high and the associated sample is ND (non-detected) for the parameter(s) of interest, the batch is acceptable.

At times, a Laboratory Control Sample Duplicate (LCSD) is also included in the QC batch. An LCSD is a QC sample that is created and handled identically to the LCS. Analyte recovery data from the LCSD is assessed in the same way as that of the LCS. The LCSD recoveries, together with the LCS recoveries, are used to determine the reproducibility (precision) of the analytical system. Precision data are expressed as relative percent differences (RPDs). If the RPD fails for an LCS/LCSD and yet the recoveries are within acceptance criteria, the batch is still acceptable.

METHOD BLANK

The Method Blank is a QC sample consisting of all the reagents used in analyzing the environmental samples contained in the QC batch. Method Blank results are used to determine if interference or contamination in the analytical system could lead to the reporting of false positive data or elevated analyte concentrations. All target analytes must be below the reporting limits (RL) or the associated sample(s) must be ND except under the following circumstances:

- Common organic contaminants may be present at concentrations up to 5 times the reporting limits. Common metals contaminants may be present at concentrations up to 2 times the reporting limit, or the reported blank concentration must be twenty fold less than the concentration reported in the associated environmental samples. (See common laboratory contaminants listed in the table.)

Volatile (GC or GC/MS)	Semivolatile (GC/MS)	Metals ICP-MS	Metals ICP Trace
Methylene Chloride, Acetone, 2-Butanone	Phthalate Esters	Copper, Iron, Zinc, Lead, Calcium, Magnesium, Potassium, Sodium, Barium, Chromium, Manganese	Copper, Iron, Zinc, Lead

- Organic blanks will be accepted if compounds detected in the blank are present in the associated samples at levels 10 times the blank level. Inorganic blanks will be accepted if elements detected in the blank are present in the associated samples at 20 times the blank level.

- Blanks will be accepted if the compounds/elements detected are not present in any of the associated environmental samples.

Failure to meet these Method Blank criteria requires the repreparation and reanalysis of all samples in the QC batch.

MATRIX SPIKE/MATRIX SPIKE DUPLICATE

A Matrix Spike and a Matrix Spike Duplicate are a pair of environmental samples to which known concentrations of a full or partial set of target analytes are added. The MS/MSD results are determined in the same manner as the results of the environmental sample used to prepare the MS/MSD. The analyte recoveries and the relative percent differences (RPDs) of the recoveries are calculated and used to evaluate the effect of the sample matrix on the analytical results. Due to the potential variability of the matrix of each sample, the MS/MSD results may not have an immediate bearing on any samples except the one spiked; therefore, the associated batch MS/MSD may not reflect the same compounds as the samples contained in the analytical report. When these MS/MSD results fail to meet acceptance criteria, the data is evaluated. If the LCS is within acceptance criteria, the batch is considered acceptable.

For certain methods, a Matrix Spike/Sample Duplicate (MS/DU) may be included in the QC batch in place of the MS/MSD. For the parameters (i.e. pH, ignitability) where it is not possible to prepare a spiked sample, a Sample Duplicate may be included in the QC batch. However, a Sample Duplicate is less likely to provide usable precision statistics depending on the likelihood of finding concentrations below the standard reporting limit. When the Sample Duplicate result fails to meet acceptance criteria, the data is evaluated.

For certain methods (600 series methods/CWA), a Matrix Spike is required in place of a Matrix Spike/Matrix Spike Duplicate (MS/MSD) or Matrix Spike/Sample Duplicate (MS/DU).

The acceptance criteria do not apply to samples that are diluted.

SURROGATE COMPOUNDS

In addition to these batch-related QC indicators, each organic environmental and QC sample is spiked with surrogate compounds. Surrogates are organic chemicals that behave similarly to the analytes of interest and that are rarely present in the environment. Surrogate recoveries are used to monitor the individual performance of a sample in the analytical system.

If surrogate recoveries are biased high in the LCS, LCSD, or the Method Blank, and the associated sample(s) are ND, the batch is acceptable. Otherwise, if the LCS, LCSD, or Method Blank surrogate(s) fail to meet recovery criteria, the entire sample batch is reprepared and reanalyzed. If the surrogate recoveries are outside criteria for environmental samples, the samples will be reprepared and reanalyzed unless there is objective evidence of matrix interference or if the sample dilution is greater than the threshold outlined in the associated method SOP.

The acceptance criteria do not apply to samples that are diluted. All other surrogate recoveries will be reported.

For the GC/MS BNA methods, the surrogate criterion is that two of the three surrogates for each fraction must meet acceptance criteria. The third surrogate must have a recovery of ten percent or greater.

For the Pesticide and PCB methods, the surrogate criterion is that one of two surrogate compounds must meet acceptance criteria. The second surrogate must have a recovery of 10% or greater.

EXECUTIVE SUMMARY - Detection Highlights

A7K160135

PARAMETER	RESULT	REPORTING LIMIT	UNITS	ANALYTICAL METHOD
FWG-IDW-MWDECON-OCT2007 11/15/07 10:00 001				
Arsenic - TCLP	0.0037 B	0.50	mg/L	SW846 6010B
Barium - TCLP	0.0069 B	10.0	mg/L	SW846 6010B
Cadmium - TCLP	0.00067 B	0.10	mg/L	SW846 6010B
Lead - TCLP	0.0027 B	0.50	mg/L	SW846 6010B
Selenium - TCLP	0.0070 B	0.25	mg/L	SW846 6010B
2-Butanone (MEK)	0.20 J,B	0.25	mg/L	SW846 8260B
Flashpoint	>180		deg F	SW846 1010
pH (liquid)	8.9		No Units	SW846 9040B
FWG-IDW-MWPURGE-OCT2007 11/15/07 10:00 002				
Barium - TCLP	0.010 B	10.0	mg/L	SW846 6010B
Flashpoint	>180		deg F	SW846 1010
pH (liquid)	8.4		No Units	SW846 9040B

ANALYTICAL METHODS SUMMARY

A7K160135

PARAMETER	ANALYTICAL METHOD
pH Aqueous	SW846 9040B
Inductively Coupled Plasma (ICP) Metals	SW846 6010B
Mercury in Liquid Waste (Manual Cold-Vapor)	SW846 7470A
Pensky-Martens Method for Determining Ignitability	SW846 1010
Reactive Cyanide	SW846 7.3.3
Reactive Sulfide	SW846 7.3.4
Semivolatile Organic Compounds by GC/MS	SW846 8270C
Volatile Organics by GC/MS	SW846 8260B

References:

SW846 "Test Methods for Evaluating Solid Waste, Physical/Chemical Methods", Third Edition, November 1986 and its updates.

SAMPLE SUMMARY

A7K160135

WO #	SAMPLE#	CLIENT SAMPLE ID	SAMPLED DATE	SAMP TIME
KCEE7	001	FWG-IDW-MWDECON-OCT2007	11/15/07	10:00
KCEE9	002	FWG-IDW-MWPURGE-OCT2007	11/15/07	10:00
KCEFD	003	TRIP BLANK	11/15/07	09:00

NOTE(S):

- The analytical results of the samples listed above are presented on the following pages.
- All calculations are performed before rounding to avoid round-off errors in calculated results.
- Results noted as "ND" were not detected at or above the stated limit.
- This report must not be reproduced, except in full, without the written approval of the laboratory.
- Results for the following parameters are never reported on a dry weight basis: color, corrosivity, density, flashpoint, ignitability, layers, odor, paint filter test, pH, porosity pressure, reactivity, redox potential, specific gravity, spot tests, solids, solubility, temperature, viscosity, and weight.

Environmental Quality Mgt., Inc.

Client Sample ID: FWG-IDW-MWDECON-OCT2007

TCLP GC/MS Volatiles

Lot-Sample #...: A7K160135-001 **Work Order #...:** KCEE71AA **Matrix.....:** WG
Date Sampled...: 11/15/07 10:00 **Date Received..:** 11/16/07
Leach Date.....: 11/20/07 **Prep Date.....:** 11/23/07 **Analysis Date..:** 11/23/07
Leach Batch #..: P732410 **Prep Batch #...:** 7327292
Dilution Factor: 1
Method.....: SW846 8260B

PARAMETER	RESULT	REPORTING LIMIT	UNITS	MDL
Benzene	ND	0.025	mg/L	0.00013
2-Butanone (MEK)	**0.20 J,B**	**0.25**	**mg/L**	**0.00057**
Carbon tetrachloride	ND	0.025	mg/L	0.00013
Chlorobenzene	ND	0.025	mg/L	0.00015
Chloroform	ND	0.025	mg/L	0.00016
1,2-Dichloroethane	ND	0.025	mg/L	0.00022
1,1-Dichloroethylene	ND	0.070	mg/L	0.00019
Tetrachloroethylene	ND	0.070	mg/L	0.00029
Trichloroethylene	ND	0.050	mg/L	0.00017
Vinyl chloride	ND	0.025	mg/L	0.00022

SURROGATE	PERCENT RECOVERY	RECOVERY LIMITS
Dibromofluoromethane	103	(86 - 125)
1,2-Dichloroethane-d4	97	(80 - 122)
Toluene-d8	102	(90 - 122)
4-Bromofluorobenzene	93	(84 - 125)

NOTE(S):

Analysis performed in accordance with USEPA Toxicity Characteristic Leaching Procedure Method 1311

J Estimated result. Result is less than RL.

B Method blank contamination. The associated method blank contains the target analyte at a reportable level.

Environmental Quality Mgt., Inc.

Client Sample ID: FWG-IDW-MWDECON-OCT2007

TCLP GC/MS Semivolatiles

Lot-Sample #...: A7K160135-001 **Work Order #...:** KCEE71AD **Matrix.....:** WG
Date Sampled...: 11/15/07 10:00 **Date Received..:** 11/16/07
Leach Date.....: 11/19/07 **Prep Date.....:** 11/20/07 **Analysis Date..:** 11/26/07
Leach Batch #..: P732310 **Prep Batch #...:** 7324038
Dilution Factor: 1
Method.....: SW846 8270C

PARAMETER	RESULT	REPORTING LIMIT	UNITS	MDL
o-Cresol	ND	0.0040	mg/L	0.00056
m-Cresol & p-Cresol	ND	0.040	mg/L	0.00075
1,4-Dichlorobenzene	ND	0.0040	mg/L	0.00052
2,4-Dinitrotoluene	ND	0.020	mg/L	0.00040
Hexachlorobenzene	ND	0.020	mg/L	0.000065
Hexachlorobutadiene	ND	0.020	mg/L	0.00051
Hexachloroethane	ND	0.020	mg/L	0.00058
Nitrobenzene	ND	0.0040	mg/L	0.000053
Pentachlorophenol	ND	0.040	mg/L	0.00048
Pyridine	ND	0.020	mg/L	0.00078
2,4,5-Trichloro-phenol	ND	0.020	mg/L	0.00096
2,4,6-Trichloro-phenol	ND	0.020	mg/L	0.0014

SURROGATE	PERCENT RECOVERY	RECOVERY LIMITS
Nitrobenzene-d5	53	(27 - 110)
2-Fluorobiphenyl	58	(20 - 110)
Terphenyl-d14	68	(44 - 110)
Phenol-d5	59	(10 - 110)
2-Fluorophenol	42	(10 - 110)
2,4,6-Tribromophenol	74	(28 - 110)

NOTE(S):

Analysis performed in accordance with USEPA Toxicity Characteristic Leaching Procedure Method 1311

Environmental Quality Mgt., Inc.

Client Sample ID: FWG-IDW-MWDECON-OCT2007

TCLP Metals

Lot-Sample #...: A7K160135-001 **Matrix.....:** WG
Date Sampled...: 11/15/07 10:00 **Date Received..:** 11/16/07
Leach Date.....: 11/19/07 **Leach Batch #..:** P732310

PARAMETER	RESULT	REPORTING LIMIT	UNITS	METHOD	PREPARATION-ANALYSIS DATE	WORK ORDER #
Prep Batch #...: 7324014						
Mercury	ND	0.0020	mg/L	SW846 7470A	11/20/07	KCEE71AN
		Dilution Factor: 10		MDL.....: 0.0012		
Arsenic	**0.0037 B**	**0.50**	**mg/L**	**SW846 6010B**	**11/20/07**	**KCEE71AF**
		Dilution Factor: 1		MDL.....: 0.0032		
Barium	**0.0069 B**	**10.0**	**mg/L**	**SW846 6010B**	**11/20/07**	**KCEE71AG**
		Dilution Factor: 1		MDL.....: 0.00067		
Cadmium	**0.00067 B**	**0.10**	**mg/L**	**SW846 6010B**	**11/20/07**	**KCEE71AH**
		Dilution Factor: 1		MDL.....: 0.00066		
Chromium	ND	0.50	mg/L	SW846 6010B	11/20/07	KCEE71AJ
		Dilution Factor: 1		MDL.....: 0.0022		
Lead	**0.0027 B**	**0.50**	**mg/L**	**SW846 6010B**	**11/20/07**	**KCEE71AK**
		Dilution Factor: 1		MDL.....: 0.0019		
Selenium	**0.0070 B**	**0.25**	**mg/L**	**SW846 6010B**	**11/20/07**	**KCEE71AL**
		Dilution Factor: 1		MDL.....: 0.0041		
Silver	ND	0.50	mg/L	SW846 6010B	11/20/07	KCEE71AM
		Dilution Factor: 1		MDL.....: 0.0022		

NOTE(S):

Analysis performed in accordance with USEPA Toxicity Characteristic Leaching Procedure Method 1311

B Estimated result. Result is less than RL.

Environmental Quality Mgt., Inc.

Client Sample ID: FWG-IDW-MWDECON-OCT2007

General Chemistry

Lot-Sample #...: A7K160135-001 **Work Order #...:** KCEE7 **Matrix.....:** WG
Date Sampled...: 11/15/07 10:00 **Date Received..:** 11/16/07

PARAMETER	RESULT	RL	UNITS	METHOD	PREPARATION-ANALYSIS DATE	PREP BATCH #
pH (liquid)	**8.9**		**No Units**	**SW846 9040B**	**11/16/07**	**7320508**
	Dilution Factor: 1			MDL.....:		
Flashpoint	**>180**		**deg F**	**SW846 1010**	**11/19/07**	**7323375**
	Dilution Factor: 1			MDL.....:		
Reactive Cyanide	ND	200	mg/kg	SW846 7.3.3	11/27/07	7331474
	Dilution Factor: 1			MDL.....: 71		
Reactive Sulfide	ND	500	mg/kg	SW846 7.3.4	11/27/07	7331458
	Dilution Factor: 1			MDL.....: 61		

Environmental Quality Mgt., Inc.

Client Sample ID: FWG-IDW-MWPURGE-OCT2007

TCLP GC/MS Volatiles

Lot-Sample #...: A7K160135-002 **Work Order #...:** KCEE91AA **Matrix.....:** WG
Date Sampled...: 11/15/07 10:00 **Date Received..:** 11/16/07
Leach Date.....: 11/20/07 **Prep Date.....:** 11/23/07 **Analysis Date..:** 11/23/07
Leach Batch #..: P732410 **Prep Batch #...:** 7327292
Dilution Factor: 1
Method.....: SW846 8260B

PARAMETER	RESULT	REPORTING LIMIT	UNITS	MDL
Benzene	ND	0.025	mg/L	0.00013
2-Butanone (MEK)	ND	0.25	mg/L	0.00057
Carbon tetrachloride	ND	0.025	mg/L	0.00013
Chlorobenzene	ND	0.025	mg/L	0.00015
Chloroform	ND	0.025	mg/L	0.00016
1,2-Dichloroethane	ND	0.025	mg/L	0.00022
1,1-Dichloroethylene	ND	0.070	mg/L	0.00019
Tetrachloroethylene	ND	0.070	mg/L	0.00029
Trichloroethylene	ND	0.050	mg/L	0.00017
Vinyl chloride	ND	0.025	mg/L	0.00022

SURROGATE	PERCENT RECOVERY	RECOVERY LIMITS
Dibromofluoromethane	105	(86 - 125)
1,2-Dichloroethane-d4	98	(80 - 122)
Toluene-d8	101	(90 - 122)
4-Bromofluorobenzene	91	(84 - 125)

NOTE(S):

Analysis performed in accordance with USEPA Toxicity Characteristic Leaching Procedure Method 1311

Environmental Quality Mgt., Inc.

Client Sample ID: FWG-IDW-MWPURGE-OCT2007

TCLP GC/MS Semivolatiles

Lot-Sample #...: A7K160135-002 **Work Order #...:** KCEE91AD **Matrix.....:** WG
Date Sampled...: 11/15/07 10:00 **Date Received..:** 11/16/07
Leach Date.....: 11/19/07 **Prep Date.....:** 11/20/07 **Analysis Date..:** 11/26/07
Leach Batch #..: P732310 **Prep Batch #...:** 7324038
Dilution Factor: 1
Method.....: SW846 8270C

PARAMETER	RESULT	REPORTING LIMIT	UNITS	MDL
o-Cresol	ND	0.0040	mg/L	0.00056
m-Cresol & p-Cresol	ND	0.040	mg/L	0.00075
1,4-Dichlorobenzene	ND	0.0040	mg/L	0.00052
2,4-Dinitrotoluene	ND	0.020	mg/L	0.00040
Hexachlorobenzene	ND	0.020	mg/L	0.000065
Hexachlorobutadiene	ND	0.020	mg/L	0.00051
Hexachloroethane	ND	0.020	mg/L	0.00058
Nitrobenzene	ND	0.0040	mg/L	0.000053
Pentachlorophenol	ND	0.040	mg/L	0.00048
Pyridine	ND	0.020	mg/L	0.00078
2,4,5-Trichloro-phenol	ND	0.020	mg/L	0.00096
2,4,6-Trichloro-phenol	ND	0.020	mg/L	0.0014

SURROGATE	PERCENT RECOVERY	RECOVERY LIMITS
Nitrobenzene-d5	54	(27 - 110)
2-Fluorobiphenyl	53	(20 - 110)
Terphenyl-d14	70	(44 - 110)
Phenol-d5	46	(10 - 110)
2-Fluorophenol	31	(10 - 110)
2,4,6-Tribromophenol	68	(28 - 110)

NOTE(S):

Analysis performed in accordance with USEPA Toxicity Characteristic Leaching Procedure Method 1311

Environmental Quality Mgt., Inc.

Client Sample ID: *FWG-IDW-MWPURGE-OCT2007*

TCLP Metals

Lot-Sample #...: A7K160135-002 **Matrix.....:** WG
Date Sampled...: 11/15/07 10:00 **Date Received..:** 11/16/07
Leach Date.....: 11/19/07 **Leach Batch #..:** P732310

PARAMETER	RESULT	REPORTING LIMIT	UNITS	METHOD	PREPARATION-ANALYSIS DATE	WORK ORDER #
Prep Batch #...: 7324014						
Mercury	ND	0.0020	mg/L	SW846 7470A	11/20/07	KCEE91AN
		Dilution Factor: 1		MDL.....: 0.00012		
Arsenic	ND	0.50	mg/L	SW846 6010B	11/20/07	KCEE91AF
		Dilution Factor: 1		MDL.....: 0.0032		
Barium	**0.010 B**	**10.0**	**mg/L**	**SW846 6010B**	**11/20/07**	**KCEE91AG**
		Dilution Factor: 1		MDL.....: 0.00067		
Cadmium	ND	0.10	mg/L	SW846 6010B	11/20/07	KCEE91AH
		Dilution Factor: 1		MDL.....: 0.00066		
Chromium	ND	0.50	mg/L	SW846 6010B	11/20/07	KCEE91AJ
		Dilution Factor: 1		MDL.....: 0.0022		
Lead	ND	0.50	mg/L	SW846 6010B	11/20/07	KCEE91AK
		Dilution Factor: 1		MDL.....: 0.0019		
Selenium	ND	0.25	mg/L	SW846 6010B	11/20/07	KCEE91AL
		Dilution Factor: 1		MDL.....: 0.0041		
Silver	ND	0.50	mg/L	SW846 6010B	11/20/07	KCEE91AM
		Dilution Factor: 1		MDL.....: 0.0022		

NOTE(S):

Analysis performed in accordance with USEPA Toxicity Characteristic Leaching Procedure Method 1311

B Estimated result. Result is less than RL.

Environmental Quality Mgt., Inc.

Client Sample ID: FWG-IDW-MWPURGE-OCT2007

General Chemistry

Lot-Sample #...: A7K160135-002 **Work Order #...:** KCEE9 **Matrix.....:** WG
Date Sampled...: 11/15/07 10:00 **Date Received..:** 11/16/07

PARAMETER	RESULT	RL	UNITS	METHOD	PREPARATION-ANALYSIS DATE	PREP BATCH #
pH (liquid)	**8.4**		**No Units**	**SW846 9040B**	**11/16/07**	**7320508**
		Dilution Factor: 1		MDL.....:		
Flashpoint	**>180**		**deg F**	**SW846 1010**	**11/19/07**	**7323375**
		Dilution Factor: 1		MDL.....:		
Reactive Cyanide	ND	200	mg/kg	SW846 7.3.3	11/27/07	7331474
		Dilution Factor: 1		MDL.....: 71		
Reactive Sulfide	ND	500	mg/kg	SW846 7.3.4	11/27/07	7331458
		Dilution Factor: 1		MDL.....: 61		

Environmental Quality Mgt., Inc.

Client Sample ID: TRIP BLANK

GC/MS Volatiles

Lot-Sample #...: A7K160135-003 **Work Order #...:** KCEFD1AA **Matrix.....:** WQ
Date Sampled...: 11/15/07 09:00 **Date Received..:** 11/16/07
Prep Date.....: 11/22/07 **Analysis Date..:** 11/22/07
Prep Batch #...: 7327285
Dilution Factor: 1 **Method.....:** SW846 8260B

PARAMETER	RESULT	REPORTING LIMIT	UNITS	MDL
Benzene	ND	5.0	ug/L	0.13
2-Butanone (MEK)	ND	20	ug/L	0.57
Carbon tetrachloride	ND	5.0	ug/L	0.13
Chlorobenzene	ND	5.0	ug/L	0.15
Chloroform	ND	5.0	ug/L	0.16
1,2-Dichloroethane	ND	5.0	ug/L	0.22
1,1-Dichloroethylene	ND	5.0	ug/L	0.19
Tetrachloroethylene	ND	5.0	ug/L	0.29
Trichloroethylene	ND	5.0	ug/L	0.17
Vinyl chloride	ND	5.0	ug/L	0.22

SURROGATE	PERCENT RECOVERY	RECOVERY LIMITS
Dibromofluoromethane	102	(78 - 115)
1,2-Dichloroethane-d4	113	(77 - 120)
Toluene-d8	91	(78 - 111)
4-Bromofluorobenzene	100	(80 - 114)

TestAmerica

THE LEADER IN ENVIRONMENTAL TESTING

QUALITY CONTROL SECTION

METHOD BLANK REPORT

GC/MS Volatiles

Client Lot #...: A7K160135 **Work Order #...:** KCTK71AA **Matrix.....:** WATER
MB Lot-Sample #: A7K230000-285

Prep Date.....: 11/21/07
Analysis Date..: 11/21/07 **Prep Batch #...:** 7327285
Dilution Factor: 1

PARAMETER	RESULT	REPORTING LIMIT	UNITS	METHOD
1,2-Dichloroethane	ND	5.0	ug/L	SW846 8260B
1,1-Dichloroethylene	ND	5.0	ug/L	SW846 8260B
Trichloroethylene	ND	5.0	ug/L	SW846 8260B
Vinyl chloride	ND	5.0	ug/L	SW846 8260B
Benzene	**0.17 J**	**5.0**	**ug/L**	**SW846 8260B**
2-Butanone (MEK)	ND	20	ug/L	SW846 8260B
Carbon tetrachloride	ND	5.0	ug/L	SW846 8260B
Chlorobenzene	ND	5.0	ug/L	SW846 8260B
Chloroform	ND	5.0	ug/L	SW846 8260B
Tetrachloroethylene	ND	5.0	ug/L	SW846 8260B

SURROGATE	PERCENT RECOVERY	RECOVERY LIMITS
Dibromofluoromethane	99	(78 - 115)
1,2-Dichloroethane-d4	104	(77 - 120)
Toluene-d8	92	(78 - 111)
4-Bromofluorobenzene	101	(80 - 114)

NOTE(S):

Calculations are performed before rounding to avoid round-off errors in calculated results.

J Estimated result. Result is less than RL.

METHOD BLANK REPORT

TCLP GC/MS Volatiles

Client Lot #...: A7K160135 **Work Order #...:** KCMTT1AA **Matrix.....:** SOLID
MB Lot-Sample #: A7K200000-480
Leach Date.....: 11/20/07 **Prep Date.....:** 11/23/07 **Analysis Date..:** 11/23/07
Leach Batch #..: P732410 **Prep Batch #...:** 7327292
Dilution Factor: 1

PARAMETER	RESULT	REPORTING LIMIT	UNITS	METHOD
Benzene	ND	0.025	mg/L	SW846 8260B
2-Butanone (MEK)	**0.021 J**	**0.25**	**mg/L**	**SW846 8260B**
Carbon tetrachloride	ND	0.025	mg/L	SW846 8260B
Chlorobenzene	ND	0.025	mg/L	SW846 8260B
Chloroform	ND	0.025	mg/L	SW846 8260B
1,2-Dichloroethane	ND	0.025	mg/L	SW846 8260B
1,1-Dichloroethylene	ND	0.070	mg/L	SW846 8260B
Tetrachloroethylene	ND	0.070	mg/L	SW846 8260B
Trichloroethylene	ND	0.050	mg/L	SW846 8260B
Vinyl chloride	ND	0.025	mg/L	SW846 8260B

SURROGATE	PERCENT RECOVERY	RECOVERY LIMITS
Dibromofluoromethane	101	(86 - 125)
1,2-Dichloroethane-d4	94	(80 - 122)
Toluene-d8	102	(90 - 122)
4-Bromofluorobenzene	90	(84 - 125)

NOTE(S):

Calculations are performed before rounding to avoid round-off errors in calculated results.

J Estimated result. Result is less than RL.

METHOD BLANK REPORT

TCLP GC/MS Semivolatiles

Client Lot #...: A7K160135 **Work Order #...:** KCLCD1AA **Matrix.....:** WATER
MB Lot-Sample #: A7K200000-038
Leach Date.....: 11/19/07 **Prep Date.....:** 11/20/07 **Analysis Date..:** 11/26/07
Leach Batch #..: P732310 **Prep Batch #...:** 7324038
Dilution Factor: 1

PARAMETER	RESULT	REPORTING LIMIT	UNITS	METHOD
o-Cresol	ND	0.0040	mg/L	SW846 8270C
m-Cresol & p-Cresol	ND	0.040	mg/L	SW846 8270C
1,4-Dichlorobenzene	ND	0.0040	mg/L	SW846 8270C
2,4-Dinitrotoluene	ND	0.020	mg/L	SW846 8270C
Hexachlorobenzene	ND	0.020	mg/L	SW846 8270C
Hexachlorobutadiene	ND	0.020	mg/L	SW846 8270C
Hexachloroethane	ND	0.020	mg/L	SW846 8270C
Nitrobenzene	ND	0.0040	mg/L	SW846 8270C
Pentachlorophenol	ND	0.040	mg/L	SW846 8270C
Pyridine	ND	0.020	mg/L	SW846 8270C
2,4,5-Trichloro-phenol	ND	0.020	mg/L	SW846 8270C
2,4,6-Trichloro-phenol	ND	0.020	mg/L	SW846 8270C

SURROGATE	PERCENT RECOVERY	RECOVERY LIMITS
Nitrobenzene-d5	69	(27 - 110)
2-Fluorobiphenyl	56	(20 - 110)
Terphenyl-d14	75	(44 - 110)
Phenol-d5	55	(10 - 110)
2-Fluorophenol	44	(10 - 110)
2,4,6-Tribromophenol	52	(28 - 110)

NOTE(S):

Calculations are performed before rounding to avoid round-off errors in calculated results.

METHOD BLANK REPORT

TCLP Metals

Client Lot #...: A7K160135 **Matrix.....:** WATER

PARAMETER	RESULT	REPORTING LIMIT	UNITS	METHOD	PREPARATION-ANALYSIS DATE	WORK ORDER #
MB Lot-Sample #: A7K190000-393 **Prep Batch #...:** 7324014						
Leach Date.....: 11/19/07 **Leach Batch #..:** P732310						
Mercury	ND	0.00020	mg/L	SW846 7470A	11/20/07	KCKNR1AC
		Dilution Factor: 1				
Arsenic	ND	0.50	mg/L	SW846 6010B	11/20/07	KCKNR1AF
		Dilution Factor: 1				
Barium	**0.0019 B**	**10.0**	**mg/L**	**SW846 6010B**	**11/20/07**	**KCKNR1AG**
		Dilution Factor: 1				
Cadmium	ND	0.10	mg/L	SW846 6010B	11/20/07	KCKNR1AH
		Dilution Factor: 1				
Chromium	ND	0.50	mg/L	SW846 6010B	11/20/07	KCKNR1AJ
		Dilution Factor: 1				
Lead	ND	0.50	mg/L	SW846 6010B	11/20/07	KCKNR1AK
		Dilution Factor: 1				
Selenium	**0.0049 B**	**0.25**	**mg/L**	**SW846 6010B**	**11/20/07**	**KCKNR1AL**
		Dilution Factor: 1				
Silver	ND	0.50	mg/L	SW846 6010B	11/20/07	KCKNR1AM
		Dilution Factor: 1				

NOTE(S):

Calculations are performed before rounding to avoid round-off errors in calculated results.

B Estimated result. Result is less than RL.

METHOD BLANK REPORT

TCLP Metals

Client Lot #...: A7K160135 **Matrix.....:** WATER

PARAMETER	RESULT	REPORTING LIMIT	UNITS	METHOD	PREPARATION-ANALYSIS DATE	WORK ORDER #
MB Lot-Sample #: A7K200000-014 **Prep Batch #...:** 7324014						
Mercury	ND	0.00020	mg/L	SW846 7470A	11/20/07	KCLAJ1AJ
		Dilution Factor: 1				
Arsenic	ND	0.50	mg/L	SW846 6010B	11/20/07	KCLAJ1AA
		Dilution Factor: 1				
Barium	ND	10.0	mg/L	SW846 6010B	11/20/07	KCLAJ1AC
		Dilution Factor: 1				
Cadmium	ND	0.10	mg/L	SW846 6010B	11/20/07	KCLAJ1AD
		Dilution Factor: 1				
Chromium	ND	0.50	mg/L	SW846 6010B	11/20/07	KCLAJ1AE
		Dilution Factor: 1				
Lead	ND	0.50	mg/L	SW846 6010B	11/20/07	KCLAJ1AF
		Dilution Factor: 1				
Selenium	ND	0.25	mg/L	SW846 6010B	11/20/07	KCLAJ1AG
		Dilution Factor: 1				
Silver	ND	0.50	mg/L	SW846 6010B	11/20/07	KCLAJ1AH
		Dilution Factor: 1				

NOTE(S):

Calculations are performed before rounding to avoid round-off errors in calculated results.

METHOD BLANK REPORT

General Chemistry

Client Lot #...: A7K160135 **Matrix.....:** WATER

PARAMETER	RESULT	REPORTING LIMIT	UNITS	METHOD	PREPARATION-ANALYSIS DATE	PREP BATCH #
Reactive Cyanide		Work Order #: KCXQ41AA		MB Lot-Sample #:	A7K270000-474	
	ND	200	mg/kg	SW846 7.3.3	11/27/07	7331474
		Dilution Factor: 1				
Reactive Sulfide		Work Order #: KCXN51AA		MB Lot-Sample #:	A7K270000-458	
	ND	500	mg/kg	SW846 7.3.4	11/27/07	7331458
		Dilution Factor: 1				

NOTE(S):

Calculations are performed before rounding to avoid round-off errors in calculated results.

LABORATORY CONTROL SAMPLE EVALUATION REPORT

GC/MS Volatiles

Client Lot #...: A7K160135 **Work Order #...:** KCTK71AC **Matrix.....:** WATER
LCS Lot-Sample#: A7K230000-285
Prep Date.....: 11/21/07 **Analysis Date..:** 11/21/07
Prep Batch #...: 7327285
Dilution Factor: 1

PARAMETER	PERCENT RECOVERY	RECOVERY LIMITS	METHOD
Chloromethane	95	(48 - 123)	SW846 8260B
Bromomethane	79	(64 - 129)	SW846 8260B
Chloroethane	92	(66 - 126)	SW846 8260B
Methylene chloride	119 a	(78 - 118)	SW846 8260B
Acetone	94	(22 - 200)	SW846 8260B
Carbon disulfide	105	(73 - 139)	SW846 8260B
1,1-Dichloroethane	115	(86 - 123)	SW846 8260B
1,2-Dichloroethene (total)	111	(82 - 116)	SW846 8260B
1,1,1-Trichloroethane	120	(78 - 140)	SW846 8260B
Bromodichloromethane	132 a	(87 - 130)	SW846 8260B
1,2-Dichloropropane	105	(82 - 115)	SW846 8260B
cis-1,3-Dichloropropene	108	(84 - 130)	SW846 8260B
Dibromochloromethane	106	(81 - 138)	SW846 8260B
1,1,2-Trichloroethane	108	(83 - 122)	SW846 8260B
trans-1,3-Dichloropropene	106	(84 - 130)	SW846 8260B
Bromoform	99	(76 - 150)	SW846 8260B
4-Methyl-2-pentanone	119	(78 - 141)	SW846 8260B
2-Hexanone	107	(35 - 200)	SW846 8260B
1,1,2,2-Tetrachloroethane	104	(85 - 118)	SW846 8260B
Toluene	**103**	**(74 - 119)**	**SW846 8260B**
Ethylbenzene	105	(86 - 116)	SW846 8260B
Styrene	96	(85 - 117)	SW846 8260B
Xylenes (total)	107	(87 - 116)	SW846 8260B
cis-1,2-Dichloroethene	106	(85 - 113)	SW846 8260B
trans-1,2-Dichloroethene	115	(80 - 120)	SW846 8260B
Dichlorodifluoromethane	136 a	(70 - 130)	SW846 8260B
Trichlorofluoromethane	103	(70 - 130)	SW846 8260B
1,1,2-Trichloro-1,2,2-trifluoroethane	109	(70 - 130)	SW846 8260B
Methyl acetate	117	(70 - 130)	SW846 8260B
Methyl tert-butyl ether (MTBE)	98	(70 - 130)	SW846 8260B
Cyclohexane	103	(70 - 130)	SW846 8260B

(Continued on next page)

LABORATORY CONTROL SAMPLE EVALUATION REPORT

GC/MS Volatiles

Client Lot #...: A7K160135 **Work Order #...:** KCTK71AC **Matrix.....:** WATER
LCS Lot-Sample#: A7K230000-285

PARAMETER	PERCENT RECOVERY	RECOVERY LIMITS	METHOD
Methylcyclohexane	92	(70 - 130)	SW846 8260B
1,2-Dibromoethane	114	(70 - 130)	SW846 8260B
Isopropylbenzene	113	(70 - 130)	SW846 8260B
1,3-Dichlorobenzene	97	(70 - 130)	SW846 8260B
1,4-Dichlorobenzene	98	(70 - 130)	SW846 8260B
1,2-Dichlorobenzene	98	(70 - 130)	SW846 8260B
1,2-Dibromo-3-chloro-propane	110	(70 - 130)	SW846 8260B
1,2,4-Trichloro-benzene	95	(70 - 130)	SW846 8260B
Methyl tert-butyl ether	98	(70 - 130)	SW846 8260B
n-Hexane	106	(70 - 130)	SW846 8260B
o-Xylene	107	(70 - 130)	SW846 8260B
m-Xylene & p-Xylene	107	(70 - 130)	SW846 8260B
2-Chloroethyl vinyl ether	109	(70 - 130)	SW846 8260B
Acetonitrile	119	(50 - 130)	SW846 8260B
Acrolein	126	(50 - 130)	SW846 8260B
Acrylonitrile	123	(50 - 130)	SW846 8260B
Bromobenzene	100	(70 - 130)	SW846 8260B
Bromochloromethane	115	(70 - 130)	SW846 8260B
n-Butylbenzene	92	(70 - 130)	SW846 8260B
sec-Butylbenzene	95	(70 - 130)	SW846 8260B
tert-Butylbenzene	100	(70 - 130)	SW846 8260B
2-Chlorotoluene	95	(70 - 130)	SW846 8260B
4-Chlorotoluene	96	(70 - 130)	SW846 8260B
Dibromomethane	122	(70 - 130)	SW846 8260B
1,3-Dichloropropane	111	(70 - 130)	SW846 8260B
2,2-Dichloropropane	82	(70 - 130)	SW846 8260B
1,1-Dichloropropene	112	(70 - 130)	SW846 8260B
Hexachlorobutadiene	110	(70 - 130)	SW846 8260B
Iodomethane	89	(70 - 130)	SW846 8260B
p-Isopropyltoluene	101	(70 - 130)	SW846 8260B
Naphthalene	104	(70 - 130)	SW846 8260B
n-Propylbenzene	100	(70 - 130)	SW846 8260B
1,1,1,2-Tetrachloroethane	117	(70 - 130)	SW846 8260B
1,2,3-Trichlorobenzene	96	(70 - 130)	SW846 8260B
1,2,3-Trichloropropane	132 a	(70 - 130)	SW846 8260B

(Continued on next page)

LABORATORY CONTROL SAMPLE EVALUATION REPORT

GC/MS Volatiles

Client Lot #...: A7K160135 **Work Order #...:** KCTK71AC **Matrix.....:** WATER
LCS Lot-Sample#: A7K230000-285

PARAMETER	PERCENT RECOVERY	RECOVERY LIMITS	METHOD
1,2,4-Trimethylbenzene	102	(70 - 130)	SW846 8260B
1,3,5-Trimethylbenzene	101	(70 - 130)	SW846 8260B
Vinyl chloride	92	(61 - 120)	SW846 8260B
1,1-Dichloroethylene	**122**	**(63 - 130)**	**SW846 8260B**
Chloroform	122	(84 - 128)	SW846 8260B
1,2-Dichloroethane	128	(79 - 136)	SW846 8260B
2-Butanone (MEK)	130	(28 - 237)	SW846 8260B
Carbon tetrachloride	141	(75 - 149)	SW846 8260B
Trichloroethylene	**111**	**(75 - 122)**	**SW846 8260B**
Benzene	**107**	**(80 - 116)**	**SW846 8260B**
Tetrachloroethylene	114 a	(88 - 113)	SW846 8260B
Chlorobenzene	**100**	**(76 - 117)**	**SW846 8260B**

SURROGATE	PERCENT RECOVERY	RECOVERY LIMITS
Dibromofluoromethane	101	(73 - 122)
1,2-Dichloroethane-d4	107	(61 - 128)
Toluene-d8	93	(76 - 110)
4-Bromofluorobenzene	107	(74 - 116)

NOTE(S):

Calculations are performed before rounding to avoid round-off errors in calculated results.

Bold print denotes control parameters

a Spiked analyte recovery is outside stated control limits.

LABORATORY CONTROL SAMPLE EVALUATION REPORT

GC/MS Volatiles

Client Lot #...: A7K160135 **Work Order #...:** KCTLJ1AA **Matrix.....:** SOLID
LCS Lot-Sample#: A7K230000-292
Prep Date.....: 11/23/07 **Analysis Date..:** 11/23/07
Prep Batch #...: 7327292
Dilution Factor: 1

PARAMETER	PERCENT RECOVERY	RECOVERY LIMITS	METHOD
Benzene	**96**	**(76 - 118)**	**SW846 8260B**
Chloromethane	76	(37 - 126)	SW846 8260B
2-Butanone (MEK)	77	(40 - 110)	SW846 8260B
Bromomethane	103	(55 - 137)	SW846 8260B
Carbon tetrachloride	88	(71 - 124)	SW846 8260B
Chlorobenzene	**107**	**(76 - 113)**	**SW846 8260B**
Chloroform	107	(82 - 117)	SW846 8260B
Chloroethane	91	(55 - 125)	SW846 8260B
1,2-Dichloroethane	105	(78 - 122)	SW846 8260B
1,1-Dichloroethylene	**109**	**(67 - 128)**	**SW846 8260B**
Methylene chloride	117	(69 - 131)	SW846 8260B
Tetrachloroethylene	112	(64 - 121)	SW846 8260B
Acetone	73	(22 - 110)	SW846 8260B
Trichloroethylene	**112**	**(76 - 119)**	**SW846 8260B**
Vinyl chloride	91	(47 - 123)	SW846 8260B
Carbon disulfide	102	(57 - 128)	SW846 8260B
1,1-Dichloroethane	96	(79 - 119)	SW846 8260B
1,2-Dichloroethene (total)	100	(79 - 118)	SW846 8260B
1,1,1-Trichloroethane	87	(74 - 122)	SW846 8260B
Bromodichloromethane	101	(78 - 123)	SW846 8260B
1,2-Dichloropropane	94	(80 - 119)	SW846 8260B
cis-1,3-Dichloropropene	83	(74 - 126)	SW846 8260B
Dibromochloromethane	93	(76 - 120)	SW846 8260B
1,1,2-Trichloroethane	106	(84 - 110)	SW846 8260B
trans-1,3-Dichloropropene	81	(71 - 112)	SW846 8260B
Bromoform	82	(63 - 129)	SW846 8260B
4-Methyl-2-pentanone	78	(56 - 125)	SW846 8260B
2-Hexanone	69	(36 - 111)	SW846 8260B
1,1,2,2-Tetrachloroethane	95	(79 - 120)	SW846 8260B
Toluene	**107**	**(72 - 117)**	**SW846 8260B**
Ethylbenzene	103	(71 - 119)	SW846 8260B
Styrene	93	(71 - 120)	SW846 8260B
Xylenes (total)	94	(72 - 120)	SW846 8260B

(Continued on next page)

LABORATORY CONTROL SAMPLE EVALUATION REPORT

GC/MS Volatiles

Client Lot #...: A7K160135 **Work Order #...:** KCTLJ1AA **Matrix.....:** SOLID
LCS Lot-Sample#: A7K230000-292

PARAMETER	PERCENT RECOVERY	RECOVERY LIMITS	METHOD
cis-1,2-Dichloroethene	93	(81 - 116)	SW846 8260B
trans-1,2-Dichloroethene	106	(74 - 122)	SW846 8260B
n-Hexane	74	(68 - 139)	SW846 8260B

SURROGATE	PERCENT RECOVERY	RECOVERY LIMITS
Dibromofluoromethane	104	(86 - 124)
1,2-Dichloroethane-d4	93	(80 - 122)
Toluene-d8	106	(90 - 122)
4-Bromofluorobenzene	107	(84 - 125)

NOTE(S):

Calculations are performed before rounding to avoid round-off errors in calculated results.

Bold print denotes control parameters

LABORATORY CONTROL SAMPLE EVALUATION REPORT

GC/MS Semivolatiles

Client Lot #...: A7K160135 **Work Order #...:** KCLCD1AC-LCS **Matrix.....:** WATER
LCS Lot-Sample#: A7K200000-038 KCLCD1AD-LCSD
Prep Date.....: 11/20/07 **Analysis Date..:** 11/26/07
Prep Batch #...: 7324038
Dilution Factor: 1

PARAMETER	PERCENT RECOVERY	RECOVERY LIMITS	RPD	RPD LIMITS	METHOD
o-Cresol	64	(23 - 110)			SW846 8270C
	67	(23 - 110)	3.8	(0-30)	SW846 8270C
m-Cresol & p-Cresol	61	(28 - 110)			SW846 8270C
	66	(28 - 110)	6.8	(0-30)	SW846 8270C
1,4-Dichlorobenzene	84	(13 - 110)			SW846 8270C
	96	(13 - 110)	13	(0-30)	SW846 8270C
2,4-Dinitrotoluene	78	(45 - 119)			SW846 8270C
	77	(45 - 119)	0.87	(0-30)	SW846 8270C
Hexachlorobenzene	70	(46 - 112)			SW846 8270C
	72	(46 - 112)	3.5	(0-30)	SW846 8270C
Hexachlorobutadiene	47	(10 - 110)			SW846 8270C
	57	(10 - 110)	20	(0-30)	SW846 8270C
Hexachloroethane	46	(10 - 110)			SW846 8270C
	57	(10 - 110)	21	(0-30)	SW846 8270C
Nitrobenzene	69	(29 - 118)			SW846 8270C
	71	(29 - 118)	2.2	(0-30)	SW846 8270C
Pentachlorophenol	53	(10 - 116)			SW846 8270C
	60	(10 - 116)	12	(0-30)	SW846 8270C
Pyridine	55	(15 - 110)			SW846 8270C
	55	(15 - 110)	0.87	(0-30)	SW846 8270C
2,4,5-Trichloro-phenol	69	(36 - 110)			SW846 8270C
	70	(36 - 110)	2.4	(0-30)	SW846 8270C
2,4,6-Trichloro-phenol	64	(32 - 110)			SW846 8270C
	66	(32 - 110)	3.3	(0-30)	SW846 8270C
Cresols (total)	62	(28 - 110)			SW846 8270C
	66	(28 - 110)	5.8	(0-30)	SW846 8270C

SURROGATE	PERCENT RECOVERY	RECOVERY LIMITS
Nitrobenzene-d5	63	(27 - 110)
	66	(27 - 110)
2-Fluorobiphenyl	62	(20 - 110)
	65	(20 - 110)
Terphenyl-d14	72	(44 - 110)
	78	(44 - 110)
Phenol-d5	55	(10 - 110)

(Continued on next page)

LABORATORY CONTROL SAMPLE EVALUATION REPORT

GC/MS Semivolatiles

Client Lot #...: A7K160135 **Work Order #...:** KCLCD1AC-LCS **Matrix.....:** WATER
LCS Lot-Sample#: A7K200000-038 KCLCD1AD-LCSD

SURROGATE	PERCENT RECOVERY	RECOVERY LIMITS
	60	(10 - 110)
2-Fluorophenol	36	(10 - 110)
	44	(10 - 110)
2,4,6-Tribromophenol	67	(28 - 110)
	69	(28 - 110)

NOTE(S):

Calculations are performed before rounding to avoid round-off errors in calculated results.

Bold print denotes control parameters

LABORATORY CONTROL SAMPLE EVALUATION REPORT

TCLP Metals

Client Lot #...: A7K160135 **Matrix.....:** WATER

PARAMETER	PERCENT RECOVERY	RECOVERY LIMITS	METHOD	PREPARATION-ANALYSIS DATE	WORK ORDER #
LCS Lot-Sample#: A7K200000-014 **Prep Batch #...:** 7324014					
Mercury	94	(50 - 150)	SW846 7470A Dilution Factor: 1	11/20/07	KCLAJ1AT
Arsenic	98	(50 - 150)	SW846 6010B Dilution Factor: 1	11/20/07	KCLAJ1AK
Barium	102	(50 - 150)	SW846 6010B Dilution Factor: 1	11/20/07	KCLAJ1AL
Cadmium	100	(50 - 150)	SW846 6010B Dilution Factor: 1	11/20/07	KCLAJ1AM
Chromium	101	(50 - 150)	SW846 6010B Dilution Factor: 1	11/20/07	KCLAJ1AN
Lead	99	(50 - 150)	SW846 6010B Dilution Factor: 1	11/20/07	KCLAJ1AP
Selenium	101	(50 - 150)	SW846 6010B Dilution Factor: 1	11/20/07	KCLAJ1AQ
Silver	109	(50 - 150)	SW846 6010B Dilution Factor: 1	11/20/07	KCLAJ1AR

NOTE(S):

Calculations are performed before rounding to avoid round-off errors in calculated results.

LABORATORY CONTROL SAMPLE EVALUATION REPORT

General Chemistry

Client Lot #...: A7K160135 **Matrix.....:** WATER

PARAMETER	PERCENT RECOVERY	RECOVERY LIMITS	METHOD	PREPARATION-ANALYSIS DATE	PREP BATCH #
pH (liquid)		Work Order #: KCGH61AA	LCS Lot-Sample#: A7K160000-508		
	101	(97 - 103)	SW846 9040B	11/16/07	7320508
		Dilution Factor: 1			
Reactive Cyanide		Work Order #: KCXQ41AC	LCS Lot-Sample#: A7K270000-474		
	62	(10 - 200)	SW846 7.3.3	11/27/07	7331474
		Dilution Factor: 1			
Reactive Sulfide		Work Order #: KCXN51AC	LCS Lot-Sample#: A7K270000-458		
	130	(10 - 200)	SW846 7.3.4	11/27/07	7331458
		Dilution Factor: 1			

NOTE(S):

Calculations are performed before rounding to avoid round-off errors in calculated results.

MATRIX SPIKE SAMPLE EVALUATION REPORT

GC/MS Volatiles

Client Lot #...: A7K160135 **Work Order #...:** KCC4T1AC-MS **Matrix.....:** WATER
MS Lot-Sample #: A7K150331-003 KCC4T1AD-MSD
Date Sampled...: 11/14/07 15:30 **Date Received..:** 11/15/07
Prep Date.....: 11/22/07 **Analysis Date..:** 11/22/07
Prep Batch #...: 7327285
Dilution Factor: 2

PARAMETER	PERCENT RECOVERY	RECOVERY LIMITS	RPD	RPD LIMITS	METHOD
Chloromethane	92	(40 - 137)			SW846 8260B
	93	(40 - 137)	1.8	(0-39)	SW846 8260B
Bromomethane	79	(55 - 145)			SW846 8260B
	79	(55 - 145)	0.18	(0-30)	SW846 8260B
Chloroethane	92	(59 - 142)			SW846 8260B
	90	(59 - 142)	2.3	(0-30)	SW846 8260B
Methylene chloride	116 a	(82 - 115)			SW846 8260B
	115	(82 - 115)	0.46	(0-30)	SW846 8260B
Acetone	91	(45 - 128)			SW846 8260B
	93	(45 - 128)	2.6	(0-30)	SW846 8260B
Carbon disulfide	107	(69 - 138)			SW846 8260B
	109	(69 - 138)	1.6	(0-41)	SW846 8260B
1,1-Dichloroethane	118	(88 - 127)			SW846 8260B
	118	(88 - 127)	0.27	(0-30)	SW846 8260B
1,2-Dichloroethene (total)	114	(86 - 115)			SW846 8260B
	115	(86 - 115)	1.0	(0-30)	SW846 8260B
1,1,1-Trichloroethane	129	(71 - 162)			SW846 8260B
	135	(71 - 162)	1.2	(0-30)	SW846 8260B
Bromodichloromethane	135	(80 - 146)			SW846 8260B
	134	(80 - 146)	0.79	(0-30)	SW846 8260B
1,2-Dichloropropane	106	(87 - 114)			SW846 8260B
	107	(87 - 114)	0.80	(0-30)	SW846 8260B
cis-1,3-Dichloropropene	107	(82 - 130)			SW846 8260B
	106	(82 - 130)	1.0	(0-30)	SW846 8260B
Dibromochloromethane	109	(71 - 158)			SW846 8260B
	109	(71 - 158)	0.38	(0-30)	SW846 8260B
1,1,2-Trichloroethane	110	(86 - 129)			SW846 8260B
	112	(86 - 129)	1.9	(0-30)	SW846 8260B
trans-1,3-Dichloropropene	105	(73 - 147)			SW846 8260B
	109	(73 - 147)	3.6	(0-30)	SW846 8260B
Bromoform	102	(58 - 176)			SW846 8260B
	105	(58 - 176)	3.1	(0-30)	SW846 8260B
4-Methyl-2-pentanone	115	(82 - 135)			SW846 8260B
	116	(82 - 135)	0.99	(0-30)	SW846 8260B
2-Hexanone	109	(81 - 128)			SW846 8260B
	111	(81 - 128)	1.5	(0-30)	SW846 8260B
1,1,2,2-Tetrachloroethane	102	(88 - 116)			SW846 8260B
	101	(88 - 116)	0.41	(0-30)	SW846 8260B

(Continued on next page)

MATRIX SPIKE SAMPLE EVALUATION REPORT

GC/MS Volatiles

Client Lot #...: A7K160135 **Work Order #...:** KCC4T1AC-MS **Matrix.....:** WATER
MS Lot-Sample #: A7K150331-003 KCC4T1AD-MSD

PARAMETER	PERCENT RECOVERY	RECOVERY LIMITS	RPD	RPD LIMITS	METHOD
Toluene	**105**	**(70 - 119)**			**SW846 8260B**
	106	**(70 - 119)**	**0.88**	**(0-20)**	**SW846 8260B**
Ethylbenzene	106	(86 - 132)			SW846 8260B
	110	(86 - 132)	3.4	(0-30)	SW846 8260B
Styrene	100	(83 - 120)			SW846 8260B
	101	(83 - 120)	1.7	(0-30)	SW846 8260B
Xylenes (total)	111	(89 - 121)			SW846 8260B
	113	(89 - 121)	1.7	(0-30)	SW846 8260B
cis-1,2-Dichloroethene	109	(87 - 114)			SW846 8260B
	112	(87 - 114)	3.0	(0-30)	SW846 8260B
trans-1,2-Dichloroethene	119 a	(85 - 116)			SW846 8260B
	118 a	(85 - 116)	0.82	(0-30)	SW846 8260B
Dichlorodifluoromethane	140 a	(70 - 130)			SW846 8260B
	141 a	(70 - 130)	0.74	(0-30)	SW846 8260B
Trichlorofluoromethane	108	(70 - 130)			SW846 8260B
	107	(70 - 130)	1.0	(0-30)	SW846 8260B
1,1,2-Trichloro-1,2,2-trifluoroethane	115	(70 - 130)			SW846 8260B
	106	(70 - 130)	7.6	(0-30)	SW846 8260B
Methyl acetate	119	(70 - 130)			SW846 8260B
	120	(70 - 130)	1.2	(0-30)	SW846 8260B
Methyl tert-butyl ether (MTBE)	118	(70 - 130)			SW846 8260B
	115	(70 - 130)	2.2	(0-30)	SW846 8260B
Cyclohexane	109	(70 - 130)			SW846 8260B
	110	(70 - 130)	1.3	(0-30)	SW846 8260B
Methylcyclohexane	101	(70 - 130)			SW846 8260B
	99	(70 - 130)	1.9	(0-30)	SW846 8260B
1,2-Dibromoethane	115	(70 - 130)			SW846 8260B
	117	(70 - 130)	2.4	(0-30)	SW846 8260B
Isopropylbenzene	116	(70 - 130)			SW846 8260B
	117	(70 - 130)	0.71	(0-30)	SW846 8260B
1,3-Dichlorobenzene	99	(70 - 130)			SW846 8260B
	99	(70 - 130)	0.18	(0-30)	SW846 8260B
1,4-Dichlorobenzene	100	(70 - 130)			SW846 8260B
	99	(70 - 130)	0.52	(0-30)	SW846 8260B
1,2-Dichlorobenzene	99	(70 - 130)			SW846 8260B
	98	(70 - 130)	0.64	(0-30)	SW846 8260B

(Continued on next page)

MATRIX SPIKE SAMPLE EVALUATION REPORT

GC/MS Volatiles

Client Lot #...: A7K160135 **Work Order #...:** KCC4T1AC-MS **Matrix.....:** WATER
MS Lot-Sample #: A7K150331-003 KCC4T1AD-MSD

PARAMETER	PERCENT RECOVERY	RECOVERY LIMITS	RPD	RPD LIMITS	METHOD
1,2-Dibromo-3-chloro-propane	100	(70 - 130)			SW846 8260B
	104	(70 - 130)	4.3	(0-30)	SW846 8260B
1,2,4-Trichloro-benzene	91	(70 - 130)			SW846 8260B
	92	(70 - 130)	0.58	(0-30)	SW846 8260B
Methyl tert-butyl ether (MTBE)	118	(70 - 130)			SW846 8260B
	115	(70 - 130)	2.2	(0-30)	SW846 8260B
n-Hexane	110	(70 - 130)			SW846 8260B
	111	(70 - 130)	0.96	(0-30)	SW846 8260B
o-Xylene	110	(70 - 130)			SW846 8260B
	112	(70 - 130)	2.2	(0-30)	SW846 8260B
m-Xylene & p-Xylene	112	(70 - 130)			SW846 8260B
	113	(70 - 130)	1.5	(0-30)	SW846 8260B
Acetonitrile	132 a	(50 - 130)			SW846 8260B
	136 a	(50 - 130)	3.5	(0-30)	SW846 8260B
Acrolein	135 a	(50 - 130)			SW846 8260B
	138 a	(50 - 130)	2.2	(0-30)	SW846 8260B
Acrylonitrile	126	(50 - 130)			SW846 8260B
	127	(50 - 130)	0.84	(0-30)	SW846 8260B
Bromobenzene	99	(70 - 130)			SW846 8260B
	101	(70 - 130)	2.0	(0-30)	SW846 8260B
Bromochloromethane	119	(70 - 130)			SW846 8260B
	118	(70 - 130)	0.91	(0-30)	SW846 8260B
n-Butylbenzene	92	(70 - 130)			SW846 8260B
	94	(70 - 130)	1.6	(0-30)	SW846 8260B
sec-Butylbenzene	94	(70 - 130)			SW846 8260B
	96	(70 - 130)	1.6	(0-30)	SW846 8260B
tert-Butylbenzene	99	(70 - 130)			SW846 8260B
	101	(70 - 130)	1.3	(0-30)	SW846 8260B
2-Chlorotoluene	97	(70 - 130)			SW846 8260B
	96	(70 - 130)	0.38	(0-30)	SW846 8260B
4-Chlorotoluene	98	(70 - 130)			SW846 8260B
	96	(70 - 130)	1.1	(0-30)	SW846 8260B
Dibromomethane	121	(70 - 130)			SW846 8260B
	122	(70 - 130)	1.0	(0-30)	SW846 8260B
1,3-Dichloropropane	112	(70 - 130)			SW846 8260B
	113	(70 - 130)	1.3	(0-30)	SW846 8260B
2,2-Dichloropropane	91	(70 - 130)			SW846 8260B
	95	(70 - 130)	3.8	(0-30)	SW846 8260B

(Continued on next page)

MATRIX SPIKE SAMPLE EVALUATION REPORT

GC/MS Volatiles

Client Lot #...: A7K160135 **Work Order #...:** KCC4T1AC-MS **Matrix.....:** WATER
MS Lot-Sample #: A7K150331-003 KCC4T1AD-MSD

PARAMETER	PERCENT RECOVERY	RECOVERY LIMITS	RPD	RPD LIMITS	METHOD
1,1-Dichloropropene	117	(70 - 130)			SW846 8260B
	118	(70 - 130)	0.70	(0-30)	SW846 8260B
Hexachlorobutadiene	107	(70 - 130)			SW846 8260B
	113	(70 - 130)	5.8	(0-30)	SW846 8260B
Iodomethane	93	(70 - 130)			SW846 8260B
	94	(70 - 130)	1.1	(0-30)	SW846 8260B
p-Isopropyltoluene	102	(70 - 130)			SW846 8260B
	103	(70 - 130)	1.2	(0-30)	SW846 8260B
Naphthalene	97	(70 - 130)			SW846 8260B
	98	(70 - 130)	1.3	(0-30)	SW846 8260B
n-Propylbenzene	99	(70 - 130)			SW846 8260B
	101	(70 - 130)	2.0	(0-30)	SW846 8260B
1,1,1,2-Tetrachloroethane	116	(70 - 130)			SW846 8260B
	122	(70 - 130)	5.1	(0-30)	SW846 8260B
1,2,3-Trichlorobenzene	95	(70 - 130)			SW846 8260B
	98	(70 - 130)	3.6	(0-30)	SW846 8260B
1,2,3-Trichloropropane	125	(70 - 130)			SW846 8260B
	129	(70 - 130)	3.2	(0-30)	SW846 8260B
1,2,4-Trimethylbenzene	101	(70 - 130)			SW846 8260B
	101	(70 - 130)	0.22	(0-30)	SW846 8260B
1,3,5-Trimethylbenzene	100	(70 - 130)			SW846 8260B
	101	(70 - 130)	0.66	(0-30)	SW846 8260B
1,1-Dichloroethylene	**123**	**(62 - 130)**			**SW846 8260B**
	120	**(62 - 130)**	**1.8**	**(0-20)**	**SW846 8260B**
Vinyl chloride	92	(88 - 126)			SW846 8260B
	94	(88 - 126)	2.4	(0-30)	SW846 8260B
Chloroform	127	(83 - 141)			SW846 8260B
	127	(83 - 141)	0.18	(0-30)	SW846 8260B
1,2-Dichloroethane	129	(71 - 160)			SW846 8260B
	132	(71 - 160)	2.4	(0-30)	SW846 8260B
2-Butanone (MEK)	127 a	(71 - 123)			SW846 8260B
	125 a	(71 - 123)	1.3	(0-30)	SW846 8260B
Carbon tetrachloride	150	(63 - 176)			SW846 8260B
	152	(63 - 176)	1.1	(0-30)	SW846 8260B
Trichloroethylene	**114**	**(62 - 130)**			**SW846 8260B**
	115	**(62 - 130)**	**1.3**	**(0-20)**	**SW846 8260B**
Benzene	**110**	**(78 - 118)**			**SW846 8260B**
	110	**(78 - 118)**	**0.32**	**(0-20)**	**SW846 8260B**
Tetrachloroethylene	118	(85 - 121)			SW846 8260B
	119	(85 - 121)	0.74	(0-30)	SW846 8260B
Chlorobenzene	**104**	**(76 - 117)**			**SW846 8260B**
	105	**(76 - 117)**	**1.3**	**(0-20)**	**SW846 8260B**

(Continued on next page)

MATRIX SPIKE SAMPLE EVALUATION REPORT

GC/MS Volatiles

Client Lot #...: A7K160135 **Work Order #...:** KCC4T1AC-MS **Matrix.....:** WATER
MS Lot-Sample #: A7K150331-003 KCC4T1AD-MSD

SURROGATE	PERCENT RECOVERY	RECOVERY LIMITS
Dibromofluoromethane	101	(73 - 122)
	101	(73 - 122)
1,2-Dichloroethane-d4	111	(61 - 128)
	108	(61 - 128)
Toluene-d8	93	(76 - 110)
	94	(76 - 110)
4-Bromofluorobenzene	108	(74 - 116)
	109	(74 - 116)

NOTE(S):

Calculations are performed before rounding to avoid round-off errors in calculated results.

Bold print denotes control parameters

a Spiked analyte recovery is outside stated control limits.

MATRIX SPIKE SAMPLE EVALUATION REPORT

TCLP GC/MS Volatiles

Client Lot #...: A7K160135 **Work Order #...:** KA6GP1AU-MS **Matrix.....:** SOLID
MS Lot-Sample #: A7K130269-001 KA6GP1AV-MSD
Date Sampled...: 11/07/07 12:20 **Date Received..:** 11/13/07
Leach Date.....: 11/20/07 **Prep Date.....:** 11/23/07 **Analysis Date..:** 11/23/07
Leach Batch #..: P732410 **Prep Batch #...:** 7327292
Dilution Factor: 1

PARAMETER	PERCENT RECOVERY	RECOVERY LIMITS	RPD	RPD LIMITS	METHOD
Benzene	**95**	**(76 - 117)**			**SW846 8260B**
	97	**(76 - 117)**	**1.8**	**(0-30)**	**SW846 8260B**
2-Butanone (MEK)	77	(37 - 110)			SW846 8260B
	76	(37 - 110)	0.75	(0-30)	SW846 8260B
Carbon tetrachloride	80	(72 - 124)			SW846 8260B
	87	(72 - 124)	8.0	(0-30)	SW846 8260B
Chlorobenzene	**108**	**(72 - 114)**			**SW846 8260B**
	107	**(72 - 114)**	**1.0**	**(0-30)**	**SW846 8260B**
Chloromethane	74	(39 - 126)			SW846 8260B
	76	(39 - 126)	2.7	(0-30)	SW846 8260B
Chloroform	103	(82 - 117)			SW846 8260B
	104	(82 - 117)	1.1	(0-30)	SW846 8260B
Bromomethane	106	(56 - 144)			SW846 8260B
	106	(56 - 144)	0.21	(0-30)	SW846 8260B
1,2-Dichloroethane	103	(80 - 120)			SW846 8260B
	107	(80 - 120)	2.9	(0-30)	SW846 8260B
1,1-Dichloroethylene	**108**	**(67 - 129)**			**SW846 8260B**
	107	**(67 - 129)**	**1.8**	**(0-30)**	**SW846 8260B**
Tetrachloroethylene	108	(60 - 119)			SW846 8260B
	110	(60 - 119)	1.8	(0-30)	SW846 8260B
Chloroethane	96	(54 - 129)			SW846 8260B
	92	(54 - 129)	3.7	(0-30)	SW846 8260B
Trichloroethylene	**109**	**(72 - 121)**			**SW846 8260B**
	112	**(72 - 121)**	**2.3**	**(0-30)**	**SW846 8260B**
Vinyl chloride	91	(54 - 118)			SW846 8260B
	91	(54 - 118)	0.20	(0-30)	SW846 8260B
Methylene chloride	114	(70 - 124)			SW846 8260B
	119	(70 - 124)	3.7	(0-30)	SW846 8260B
Acetone	69	(22 - 110)			SW846 8260B
	70	(22 - 110)	2.1	(0-30)	SW846 8260B
Carbon disulfide	99	(59 - 126)			SW846 8260B
	100	(59 - 126)	1.4	(0-24)	SW846 8260B
1,1-Dichloroethane	96	(78 - 119)			SW846 8260B
	95	(78 - 119)	0.56	(0-30)	SW846 8260B
1,2-Dichloroethene (total)	99	(80 - 117)			SW846 8260B
	100	(80 - 117)	1.7	(0-30)	SW846 8260B
1,1,1-Trichloroethane	85	(74 - 123)			SW846 8260B
	88	(74 - 123)	3.3	(0-30)	SW846 8260B

(Continued on next page)

MATRIX SPIKE SAMPLE EVALUATION REPORT

TCLP GC/MS Volatiles

Client Lot #...: A7K160135 **Work Order #...:** KA6GP1AU-MS **Matrix.....:** SOLID
MS Lot-Sample #: A7K130269-001 KA6GP1AV-MSD

PARAMETER	PERCENT RECOVERY	RECOVERY LIMITS	RPD	RPD LIMITS	METHOD
Bromodichloromethane	98	(80 - 123)			SW846 8260B
	96	(80 - 123)	2.2	(0-30)	SW846 8260B
1,2-Dichloropropane	94	(79 - 118)			SW846 8260B
	94	(79 - 118)	0.32	(0-30)	SW846 8260B
cis-1,3-Dichloropropene	82	(77 - 121)			SW846 8260B
	82	(77 - 121)	0.36	(0-30)	SW846 8260B
Dibromochloromethane	91	(79 - 118)			SW846 8260B
	91	(79 - 118)	0.84	(0-30)	SW846 8260B
1,1,2-Trichloroethane	105	(83 - 110)			SW846 8260B
	104	(83 - 110)	0.36	(0-30)	SW846 8260B
trans-1,3-Dichloropropene	77	(74 - 110)			SW846 8260B
	77	(74 - 110)	0.37	(0-30)	SW846 8260B
Bromoform	78	(69 - 129)			SW846 8260B
	81	(69 - 129)	4.0	(0-30)	SW846 8260B
4-Methyl-2-pentanone	74	(57 - 123)			SW846 8260B
	77	(57 - 123)	3.6	(0-30)	SW846 8260B
2-Hexanone	70	(40 - 110)			SW846 8260B
	68	(40 - 110)	2.1	(0-30)	SW846 8260B
1,1,2,2-Tetrachloroethane	96	(76 - 125)			SW846 8260B
	97	(76 - 125)	0.38	(0-30)	SW846 8260B
Toluene	**106**	**(67 - 113)**			**SW846 8260B**
	106	**(67 - 113)**	**0.06**	**(0-30)**	**SW846 8260B**
Ethylbenzene	104	(64 - 120)			SW846 8260B
	102	(64 - 120)	2.2	(0-30)	SW846 8260B
Styrene	95	(66 - 122)			SW846 8260B
	93	(66 - 122)	2.8	(0-30)	SW846 8260B
Xylenes (total)	93	(62 - 122)			SW846 8260B
	92	(62 - 122)	0.70	(0-30)	SW846 8260B
cis-1,2-Dichloroethene	91	(82 - 116)			SW846 8260B
	94	(82 - 116)	3.2	(0-30)	SW846 8260B
trans-1,2-Dichloroethene	106	(75 - 120)			SW846 8260B
	107	(75 - 120)	0.45	(0-30)	SW846 8260B

SURROGATE	PERCENT RECOVERY	RECOVERY LIMITS
Dibromofluoromethane	101	(86 - 125)
	108	(86 - 125)
1,2-Dichloroethane-d4	96	(80 - 122)
	90	(80 - 122)
Toluene-d8	106	(90 - 122)
	106	(90 - 122)

(Continued on next page)

MATRIX SPIKE SAMPLE EVALUATION REPORT

TCLP GC/MS Volatiles

Client Lot #...: A7K160135 **Work Order #...:** KA6GP1AU-MS **Matrix.....:** SOLID
MS Lot-Sample #: A7K130269-001 KA6GP1AV-MSD

SURROGATE	PERCENT RECOVERY	RECOVERY LIMITS
4-Bromofluorobenzene	105	(84 - 125)
	107	(84 - 125)

NOTE(S):

Calculations are performed before rounding to avoid round-off errors in calculated results.

Bold print denotes control parameters

MATRIX SPIKE SAMPLE EVALUATION REPORT

TCLP Metals

Client Lot #...: A7K160135 **Matrix.....:** WG
Date Sampled...: 11/15/07 10:00 **Date Received..:** 11/16/07

PARAMETER	PERCENT RECOVERY	RECOVERY LIMITS	RPD	RPD LIMITS	METHOD	PREPARATION-ANALYSIS DATE	WORK ORDER #
MS Lot-Sample #: A7K160135-001 **Prep Batch #...:** 7324014							
Leach Date.....: 11/19/07 **Leach Batch #..:** P732310							
Mercury	87	(50 - 150)			SW846 7470A	11/20/07	KCEE71CC
	93	(50 - 150)	7.0	(0-20)	SW846 7470A	11/20/07	KCEE71CD
		Dilution Factor: 10					
Arsenic	92	(50 - 150)			SW846 6010B	11/20/07	KCEE71AV
	105	(50 - 150)	13	(0-20)	SW846 6010B	11/20/07	KCEE71AW
		Dilution Factor: 5					
Barium	92	(50 - 150)			SW846 6010B	11/20/07	KCEE71AX
	106	(50 - 150)	14	(0-20)	SW846 6010B	11/20/07	KCEE71A0
		Dilution Factor: 5					
Cadmium	93	(50 - 150)			SW846 6010B	11/20/07	KCEE71A1
	106	(50 - 150)	13	(0-20)	SW846 6010B	11/20/07	KCEE71A2
		Dilution Factor: 5					
Chromium	92	(50 - 150)			SW846 6010B	11/20/07	KCEE71A3
	106	(50 - 150)	14	(0-20)	SW846 6010B	11/20/07	KCEE71A4
		Dilution Factor: 5					
Lead	92	(50 - 150)			SW846 6010B	11/20/07	KCEE71A5
	105	(50 - 150)	13	(0-20)	SW846 6010B	11/20/07	KCEE71A6
		Dilution Factor: 5					
Selenium	92	(50 - 150)			SW846 6010B	11/20/07	KCEE71A7
	106	(50 - 150)	14	(0-20)	SW846 6010B	11/20/07	KCEE71A8
		Dilution Factor: 5					
Silver	92	(50 - 150)			SW846 6010B	11/20/07	KCEE71A9
	105	(50 - 150)	13	(0-20)	SW846 6010B	11/20/07	KCEE71CA
		Dilution Factor: 5					

NOTE(S):

Calculations are performed before rounding to avoid round-off errors in calculated results.

MATRIX SPIKE SAMPLE EVALUATION REPORT

General Chemistry

Client Lot #...: A7K160135 **Matrix.....:** WATER
Date Sampled...: 11/26/07 13:15 **Date Received..:** 11/26/07

PARAMETER	PERCENT RECOVERY	RECOVERY LIMITS	RPD	RPD LIMITS	METHOD	PREPARATION-ANALYSIS DATE	PREP BATCH #
Reactive Sulfide		WO#: KCV3R1A0-MS/KCV3R1A1-MSD				MS Lot-Sample #: A7K260169-003	
	150	(10 - 200)			SW846 7.3.4	11/27/07	7331458
	17 *	(10 - 200)	159	(0-100)	SW846 7.3.4	11/27/07	7331458
		Dilution Factor: 1					

NOTE(S):

Calculations are performed before rounding to avoid round-off errors in calculated results.

* Relative percent difference (RPD) is outside stated control limits.

MATRIX SPIKE SAMPLE EVALUATION REPORT

General Chemistry

Client Lot #...: A7K160135 **Matrix.....:** WG
Date Sampled...: 11/15/07 10:00 **Date Received..:** 11/16/07

PARAMETER	PERCENT RECOVERY	RECOVERY LIMITS	RPD	RPD LIMITS	METHOD	PREPARATION-ANALYSIS DATE	PREP BATCH #
Reactive Cyanide		WO#: KCEE71CE-MS/KCEE71CF-MSD				MS Lot-Sample #: A7K160135-001	
	62	(10 - 200)			SW846 7.3.3	11/27/07	7331474
	12 *	(10 - 200)	133	(0-100)	SW846 7.3.3	11/27/07	7331474
		Dilution Factor: 1					

NOTE(S):

Calculations are performed before rounding to avoid round-off errors in calculated results.

* Relative percent difference (RPD) is outside stated control limits.

SAMPLE DUPLICATE EVALUATION REPORT

General Chemistry

Client Lot #...: A7K160135 **Work Order #...:** KCEE7-SMP KCEE7-DUP **Matrix.....:** WG

Date Sampled...: 11/15/07 10:00 **Date Received..:** 11/16/07

PARAM	RESULT	DUPLICATE RESULT	UNITS	RPD	RPD LIMIT	METHOD	PREPARATION-ANALYSIS DATE	PREP BATCH #
pH (liquid)						SD Lot-Sample #: A7K160135-001		
	8.9	8.9	No Units	0.22	(0-20)	SW846 9040B	11/16/07	7320508
			Dilution Factor: 1					

SAMPLE DUPLICATE EVALUATION REPORT

General Chemistry

Client Lot #...: A7K160135 **Work Order #...:** KCETR-SMP KCETR-DUP **Matrix.....:** WATER

Date Sampled...: 11/15/07 10:50 **Date Received..:** 11/16/07

PARAM	RESULT	DUPLICATE RESULT	UNITS	RPD	RPD LIMIT	METHOD	PREPARATION-ANALYSIS DATE	PREP BATCH #
pH (liquid)						SD Lot-Sample #: A7K160175-002		
	7.2	7.2	No Units	0.0	(0-20)	SW846 9040B	11/16/07	7320508
			Dilution Factor: 1					

SAMPLE DUPLICATE EVALUATION REPORT

General Chemistry

Client Lot #...: A7K160135 **Work Order #...:** KAXHE-SMP KAXHE-DUP **Matrix.....:** WASTE

Date Sampled...: 11/08/07 11:05 **Date Received..:** 11/09/07

PARAM	RESULT	DUPLICATE RESULT	UNITS	RPD	RPD LIMIT	METHOD	PREPARATION-ANALYSIS DATE	PREP BATCH #
Flashpoint						*SD Lot-Sample #: A7K090275-002*		
	>180	>180	deg F	0.0	(0-20)	SW846 1010	11/19/07	7323375
			Dilution Factor: 1					

SAMPLE DUPLICATE EVALUATION REPORT

General Chemistry

Client Lot #...: A7K160135 **Work Order #...:** KCETL-SMP KCETL-DUP **Matrix.....:** WATER

Date Sampled...: 11/15/07 10:30 **Date Received..:** 11/16/07

PARAM	RESULT	DUPLICATE RESULT	UNITS	RPD	RPD LIMIT	METHOD	PREPARATION-ANALYSIS DATE	PREP BATCH #
Flashpoint						SD Lot-Sample #:	A7K160175-001	
	>180	>180	deg F	0.0	(0-20)	SW846 1010	11/19/07	7323375

Dilution Factor: 1

Chain of Custody Record

formerly SEVERN TRENT **STL**

Severn Trent Laboratories, Inc.

TestAmer

STL-4124 (0901)

Client: EQM	Project Manager: J. Miller	Date: 11-15-2007	Chain of Custody Number: 117229
Address: 1800 Carillon Blvd	Telephone Number (Area Code)/Fax Number: 513 825 7500 (fax 7495)	Lab Number	Page ____ of ____
City: Cincinnati / State: OH / Zip Code: 45240	Site Contact: J. Miller	Lab Contact	Analysis (Attach list if more space is needed)
Project Name and Location (State): RVAAP (OH) IDW sampling	Carrier/Waybill Number: FEDEX 861978951343		
Contract/Purchase Order/Quote No.: EQPN#30240.0002.05			

Sample I.D. No. and Description (Containers for each sample may be combined on one line)	Date	Time	Matrix: Air	Aqueous	Sed.	Soil	Containers & Preservatives: Unpres.	H2SO4	HNO3	HCl	NaOH	ZnAc/NaOH	TCLP SVOC/Metals	TCLP-VOCs	Reactive CN/Sulfide	Ignitability, pH	Voc	TCLP-mercury
FWG-IDW-MW Decon-Oct 2007	11-15-07	10:00am		X			5						✓	✓	✓	✓		✓
FWG-IDW-MW purge-oct-2007	11-15-07	10:00am		X			5						✓	✓	✓	✓		✓
Trip Blank SKD	11-15-07	9:00am		X						2							✓	

Special Instructions/ Conditions of Receipt

Possible Hazard Identification: [X] Non-Hazard [ ] Flammable [ ] Skin Irritant [ ] Poison B [ ] Unknown

Sample Disposal: [ ] Return To Client [X] Disposal By Lab [ ] Archive For ____ Months (A fee may be assessed if samples are retained longer than 1 month)

Turn Around Time Required: [ ] 24 Hours [ ] 48 Hours [X] 7 Days [ ] 14 Days [ ] 21 Days [X] Other Per Quote

QC Requirements (Specify)

	Date	Time		Date	Time
1. Relinquished By: Stephanie Stringer	11-15-07	1:00 pm	1. Received By: Fedex delivery	11-15-07	1:00 pm
2. Relinquished By	Date	Time	2. Received By	Date: 11-16-07	Time: 0950
3. Relinquished By	Date	Time	3. Received By	Date	Time

Comments: Rpt. to H. Medley

DISTRIBUTION: WHITE - Returned to Client with Report; CANARY - Stays with the Sample; PINK - Field Copy

TestAmerica North Canton

TestAmerica Cooler Receipt Form/Narrative
North Canton Facility

Lot Number: A7K160135

Client EQM Project _____ Quote # _____

Cooler Received on 11-16-07 Opened on 11-16-07 By [signature] (Signature)

FedEx ☑ Client Drop Off ☐ UPS ☐ DHL ☐ FAS ☐ TestAmerica Courier ☐

Stetson ☐ US Cargo ☐ Other _____

TestAmerica Cooler # NO# Foam Box ☐ Client Cooler ☐ Other _____

1. Were custody seals on the outside of the cooler? Yes ☑ No ☐ Intact? Yes ☑ No ☐ NA ☐
   If YES, Quantity 2
   Were custody seals on the outside of cooler signed and dated? Yes ☑ No ☐ NA ☐
   Were custody seals on the bottles? Yes ☐ No ☑
   If YES, are there any exceptions _____
2. Shipper's packing slip attached to this form? Yes ☑ No ☐
3. Did custody papers accompany the sample(s)? Yes ☑ No ☐ Relinquished by client? Yes ☑ No ☐
4. Did you sign the custody papers in the appropriate place? Yes ☑ No ☐
5. Packing material used: Bubble Wrap ☑ Foam ☐ None ☐ Other _____
6. Cooler temperature upon receipt 1.6 °C (see back of form for multiple coolers/temps)

METHOD: IR ☑ Other ☐ _____

COOLANT: Wet Ice ☑ Blue Ice ☐ Dry Ice ☐ Water ☐ None ☐

7. Did all bottles arrive in good condition (Unbroken)? Yes ☑ No ☐
8. Could all bottle labels and/or tags be reconciled with the COC? Yes ☑ No ☐
9. Were samples at the correct pH upon receipt? Yes ☐ No ☐ NA ☑
10. Were correct bottles used for the tests indicated? Yes ☑ No ☐
11. Were air bubbles >6 mm in any VOA vials? Yes ☑ No ☐ NA ☐
12. Sufficient quantity received to perform indicated analyses? Yes ☑ No ☐
13. Was a Trip Blank present in the cooler? Yes ☑ No ☐ Were VOAs on the COC? Yes ☑ No ☐

Contacted PM _____ Date _____ by _____ via Voice Mail ☐ Verbal ☐ Other ☐

Concerning _____

14. CHAIN OF CUSTODY

The following discrepancies occurred:

15. SAMPLE CONDITION

Sample(s) _____ were received after the recommended holding time had expired.

Sample(s) _____ were received in a broken container.

16. SAMPLE PRESERVATION

Sample(s) _____ were further preserved in sample receiving to meet recommended pH level(s). *Nitric Acid Lot #071707-HNO3 - Sulfuric Acid Lot # 092006-H2SO4; Sodium Hydroxide Lot # 122805 -NaOH; Hydrochloric Acid Lot # 092006-HCl; Sodium Hydroxide and Zinc Acetate Lot # 050205-CH3COO2ZN/NaOH*

What time was preservative added to sample(s)? _____

Sample(s) 1x40 TB. were received with bubble > 6 mm in diameter (Notify PM)

Client ID	pH	Date	Initials

SOP: NC-SC-0005, Sample Receiving
\\cansvr10\public\QAQC\NARRATIV\TestAmerica\Cooler Receipt TestAmerica\COOLER_TestAmerica_Rev 65 103007.doc

TestAmerica Cooler Receipt Form/Narrative
North Canton Facility

Client ID	pH	Date	Initials
Cooler	Temp °C	Method	Coolant

Discrepancies Cont'd

TestAmerica

THE LEADER IN ENVIRONMENTAL TESTING

END OF REPORT

APPENDIX E

REPORTING LIMITS THAT CURRENTLY DO NOT MEET THE RVAAP QAPP PQLS AND/OR REGION 9 PRGS

VOCs

CAS No	Analyte Name	MDL	Lab RL	RVAAP QAPP PQL	Region 9 PRG
107-06-2	1,2-Dichloroethane	0.16	1.0	1.0	0.12
71-43-2	Benzene	0.22	1.0	1.0	0.35
67-66-3	Chloroform	0.16	1.0	1.0	0.17
10061-01-5	cis-1,3-Dichloropropene	0.12	1.0	1.0	0.4
75-01-4	Vinyl chloride	0.21	1.0	1.0	0.02
79-34-5	1,1,2,2-Tetrachloroethane	0.22	1.0	1.0	0.055
106-93-4	1,2-Dibromoethane	0.24	1.0	1.0	0.0056
79-01-6	Trichloroethene	0.28	1.0	1.0	0.028
127-18-4	Tetrachloroethene	0.19	1.0	1.0	0.1
75-27-4	Bromodichloromethane	0.14	1.0	1.0	0.18
79-00-5	1,1,2-Trichloroethane	0.22	1.0	1.0	0.2
124-48-1	Dibromochloromethane	0.19	1.0	1.0	0.13
10061-02-6	trans-1,3-Dichloropropene	0.17	1.0	1.0	0.4
56-23-5	Carbon tetrachloride	0.19	1.0	1.0	0.17

Note: All units are ug/L

SVOCs

CAS No	Analyte Name	MDL	Lab RL	RVAAP QAPP PQL	Region 9 PRG
111-44-4	Bis(2-Chloroethyl) ether	0.088	1.0	10	0.01
50-32-8	Benzo(a)pyrene	0.048	0.20	10	0.0092
53-70-3	Dibenz(a,h)anthracene	0.039	0.20	10	0.0093
118-74-1	Hexachlorobenzene	0.065	0.20	10	0.042
205-99-2	Benzo(b)fluoranthene	0.049	0.20	10	0.092
193-39-5	Indeno(1,2,3-cd)pyrene	0.065	0.20	10	0.092
56-55-3	Benzo(a)anthracene	0.052	0.20	10	0.092
91-94-1	3,3'-Dichlorobenzidine	0.48	5.0	10	0.15
106-46-7	1,4-Dichlorobenzene	0.52	1.0	10	0.5
87-86-5	Pentachlorophenol	0.48	5.0	25	0.56
87-68-3	Hexachlorobutadiene	0.51	1.0	10	0.86
88-06-2	2,4,6-Trichlorophenol	1.4	5.0	10	3.6

Note: All units are ug/L

Pesticides

CAS No	Analyte Name	MDL	Lab RL	RVAAP QAPP PQL	Region 9 PRG
60-57-1	Dieldrin	0.0067	0.030	0.05	0.0042
309-00-2	Aldrin	0.0061	0.030	0.05	0.004
1024-57-3	Heptachlor epoxide	0.0065	0.030	0.05	0.0074
319-84-6	alpha-BHC	0.0062	0.030	0.05	0.011
76-44-8	Heptachlor	0.0062	0.030	0.05	0.015

Note: All units are ug/L

Explosives

CAS No	Analyte Name	MDL	Lab RL	RVAAP QAPP PQL	Region 9 PRG
88-72-2	2-Nitrotoluene	0.1	0.48	0.2	120
99-08-1	3-Nitrotoluene	0.1	0.48	0.2	0.049
99-99-0	4-Nitrotoluene	0.1	0.48	0.2	0.66

Note: All units are ug/L

PCBs

CAS No	Analyte Name	MDL	Lab RL	RVAAP QAPP PQL	Region 9 PRG
11104-28-2	PCB-1221	0.49	0.50	0.50	0.034
11141-16-5	PCB-1232	0.41	0.50	0.50	0.034
53469-21-9	PCB-1242	0.11	0.50	0.50	0.034
12672-29-6	PCB-1248	0.049	0.50	0.50	0.034
11097-69-1	PCB-1254	0.087	0.50	0.50	0.034
11096-82-5	PCB-1260	0.071	0.50	0.50	0.034

Note: All units are ug/L

Inorganics

CAS No	Analyte Name	MDL	Lab RL	RVAAP QAPP PQL	Region 9 PRG
7440-70-2	Calcium	80	1000	100	NS
7440-23-5	Sodium	410	1000	200	NS

Notes:

NS = Not Specified

These compounds will not meet the reporting limits specified in the QAPP. However, both of these chemicals have been consistently been found naturally occurring on the site at values that exceed the QAPP RLs.

COMMENT/RESPONSE TABLES

OhioEPA
State of Ohio Environmental Protection Agency
Northeast District Office

2110 East Aurora Rd.
Twinsburg, Ohio 44087

TELE: (330) 963-1200 FAX: (330) 487-0769
www.epa.state.oh.us

Ted Strickland, Governor
Lee Fisher, Lieutenant Governor
Chris Korleski, Director

April 14, 2008

RE: RAVENNA ARMY AMMUNITION PLANT,
PORTAGE/TRUMBULL COUNTIES,
DRAFT, FWGWMP, OCTOBER 2007
SAMPLING EVENT REPORT,
RESPONSE TO OHIO EPA COMMENTS
DATED 3/12/08

Mr. Mark Patterson
Installation Manager
Ravenna Army Ammunition Plant
8451 State Route 5
Ravenna, OH 44266

CERTIFIED MAIL

Dear Mr. Patterson:

The Ohio Environmental Protection Agency (Ohio EPA) has received and reviewed the "Response to Ohio EPA Comments, Facility-Wide Ground Water Monitoring Program (FWGWMP) Draft October 2007 Sampling Event" document. The "Investigative Derived Waste and Characterization and Disposal Plan" (IDW) has been included in Appendix D in this document. The document was received at Ohio EPA, Northeast District Office (NEDO), Division of Emergency and Remedial Response (DERR), on March 13, 2008. The document was prepared for the U.S. Army Corps of Engineers (USACE) – Louisville District, by Environmental Quality Management, Inc. (EQM), under contract no. W912QR-04-D-0036. This document was reviewed by Ohio EPA personnel in NEDO's DERR, and NEDO's Division of Drinking and Ground Waters (DDAGW).

The IDW plan, Appendix D, was previously approved. All comments have been adequately addressed and the report is approved. However, please note that the background wells' issues have been deferred and will be discussed in the future.

After coordinating with all other stakeholders to ensure that their comments have been incorporated, please forward one copy of the replacement pages and titles to Ohio EPA.

If you have any questions, please call me at (330) 963-1207.

Sincerely,

Vicki Deppisch, Project Coordinator
Division of Emergency and Remedial Response

VD/kss

cc: Bonnie Buthker, Ohio EPA, DERR, SWDO
Katie Elgin, OHARNG RTLS
Glen Beckham, USACE Louisville
Mark Krivansky, AEC
Conni McCambridge, Ohio EPA, DERR, NEDO
Eileen Mohr, Ohio EPA, DERR, NEDO
Maj. Ed Meade, OHARNG RTLS
Rick Hockett, USACE Louisville
John Miller, EQM

ec: Mike Eberle, Ohio EPA, DERR, NEDO
Todd Fisher, Ohio EPA, DERR, NEDO

FACILITY-WIDE GROUNDWATER MONITORING PROGRAM
REPORT ON THE OCTOBER 2007 SAMPLING EVENT AT THE
RAVENNA ARMY AMMUNITION PLANT, RAVENNA, OHIO
COMMENT RESPONSE TABLE

Comment Number	Page or Sheet	New Page or Sheet	Comment	Recommendation	Response
			Army (R. Hockett)		
A-1	i, 45		"Table 3.9"	Revise to "Table 3-9"	Agreed.
A-2	3		There are two Figure 1-2s in my copy – one color, one B&W	??	Reproduction error, should only be the color copy.
A-3	4, 32		"Sampling"	Revise to "sampling"	Agreed.
A-4	4, 36-37		Second bullet item is a bit confusing – could be taken to mean that all of the wells were sampled for perchlorate and nitrates/nitrates only, which is not the case	Reword	Will be reworded as follows: *Performed groundwater sampling at the 41 wells identified in the FWGWMP. Additionally well LL12mw-187 was sampled for perchlorate and nitrate/nitrites only.*
A-5	4, 42-43		Verb tense switches in the fifth bullet item	Revise for consistency with other bullets	Agreed.
A-6	4, 43		"GPL"	Revise to "RTI"	Agreed.
A-7	4, 46		"submit"	Revise to "submitted"	Agreed.
A-8	6, 15		"in"	Delete	Agreed.
A-9	7, Table 2-1		Why are there two rows in the table for metals by 6010B?	Revise appropriately	The metals were originally separated out that way from the SpecPro report. EQM will revise to list all of those metals under 6010B.
A-10	8, 1 and 14		The list of duplicate samples and the QA samples are identical except for BKGmw-012 and BKGmw-017.	Revise appropriately	During the sampling event it became apparent that there was slow recharge and low water levels at a number of the wells and it appeared that BKGmw-012 (the well identified for a split/duplicate sample) was potentially going to go dry. A field decision was made to collect the duplicate sample from BKGmw-012 and the split sample from -017. EQM is aware that the SOW specifies that spilt/duplicate samples are to be collected from the same well. This situation has been discussed internally and for all future events the

Comment Number	Page or Sheet	New Page or Sheet	Comment	Recommendation	Response
					split and duplicate samples will be collected from the same well. The daily activity sheet for BKGmw-012 in Appendix A is being revised to clarify the sampling sequence. The following text will be added to Section 2.3 page 8 line 19: *It should be noted that although the FWGWMP does not specify, generally the split and duplicate samples are collected from the same well. However during the sampling event it became apparent that there was slow recharge and low water levels at a number of the wells and it appeared that BKGmw-012 (the well identified for a split/duplicate sample) was potentially going to go dry. A field decision was made to collect the duplicate sample from BKGmw-012 and the split sample from -017.*
A-11	15, 15		"reporting that"	Revise to "reporting limits that"	Agreed.
A-12	36, 19		"Table 3-78"	Revise to "3-8"	Agreed.
A-13	36, 31		""	Add a period at the end of the sentence	Agreed
A-14	36, 30-31, and Table 3-8 footnotes		PRG reference	The limit that's been discussed at RVAAP for perchlorate is 24.5 ug/L, which is the February 18, 2005 Drinking Water Equivalent Level DWEL). Suggest adding to page 36, line 31, and second footnote to table 3-8: "On February 18, 2005, the USEPA established a Drinking Water Equivalent Level (DWEL) for perchlorate which is set at 24.5 ug/L."	Agreed.

FACILITY-WIDE GROUNDWATER MONITORING PROGRAM
REPORT ON THE OCTOBER 2007 SAMPLING EVENT AT THE
RAVENNA ARMY AMMUNITION PLANT, RAVENNA, OHIO
COMMENT RESPONSE TABLE

Army (K. Krantz)					
A-15	Pg 15, line 4		"….refer Section 3.3"	Change to "…..refer to Section 3.3"	Agreed
A-16	Pg 15, line 15		"Tables listing the reporting that currently do not meet Region 9 RPG…."	Revise to say "Tables listing reporting limits that currently do not meet the RVAAP QAPP PQLs and/or Region 9 PRGs……". Also the title for Appendix E needs a space after QAPP.	Agreed.
A-17	Pg 63, line 19		"…are presented in on the laboratory data sheets."	Delete "in".	Agreed.
A-18	Pg 65, lines 34 - 39		Variances	Remove the text referring to variances as discussed previously.	Agreed, the text has been deleted.
A-19	Appendix C, Page 2		"The coolers were received within acceptable NELAC criteria of 0 – 9°C. The LCG utilizes 4°C+2°. This is what should be referenced in the future, although allowances have been made for samples that were lower (if not frozen) or higher (if shipped/received the same day).	In the future.	Noted for future.
A-20	Appendix C, Page 11		MS/MSDs – the LCG prescribes limits for MS/MSD recoveries and RPDs.	These should be used rather than laboratory limits.	Text revised per conversation with K. Krantz on 15 January 2008.
A-21	Appendix C, Page 12		CCVs, 2nd and 3rd bullet – "there were on detected"	Correct to read "no detected"	Agreed.
A-22	Appendix C, Page 15		1st Sentence – This sentence states that all analytes were diluted out because the sample was diluted but then goes on to say that detected results were qualified as estimated. I presume that this pertains to MS/MSD results but this is not stated.	Revise appropriately.	Text revised to clarify that the qualified results pertain the MS/MSD.

FACILITY-WIDE GROUNDWATER MONITORING PROGRAM
REPORT ON THE OCTOBER 2007 SAMPLING EVENT AT THE
RAVENNA ARMY AMMUNITION PLANT, RAVENNA, OHIO
COMMENT RESPONSE TABLE

Comment Number	Page or Sheet	New Page or Sheet	Comment	Recommendation	Response
Ohio EPA (V. Deppisch)					
O-1	Page 6 Line 24 (Section 2.2)		Section 2.2 text indicates wells were micropurged until certain groundwater parameters…had stabilized. It was noted in the field sampling log for well LL1-083 that a pH of less than 5 was recorded during purging for this well. While a lower pH could be indicative of groundwater contamination, it is unclear whether pH has been decreasing over time in this well.	The issue of pH values less than 5 was noted for well LL1-083. Please provide a brief discussion concerning the possible reason(s) for decreasing pH values in this well.	EQM has reviewed the historical purge records for this well dating back to May 2006. The pH measured during the purging of LL1mw-083 has remained consistently below 5 during this timeframe. The lowest pH recordings were actually below 4 during the May 2006 event indicating a slight rise in pH since 2006. As stated this could be indicative of groundwater contamination, however a full evaluation of the conditions at this well and LL1 in general will be conducted once all of the wells have been sampled.
O-2	Page 13 – Table 3-1 (Section 3.1)		Table 3-1 indicates that well LL4mw-198, CBPmw-007, and the three Ramsdell Quarry Wells have total sediment accumulations greater than 10% of their screen lengths, 10 feet. This could be indicative of excessive silting in the well (FWGWMPP, Section 4.1, pg. 4-1).	Please provide a discussion concerning how excessive silting will be addressed in these wells.	The following text will be included in Section 3.1 for wells LL4mw-198 and CBPmw-007: *Due to the amount of apparent sediment accumulation in CBPmw-007 and LL4mw-198, these wells will be redeveloped prior to any future sampling events involving those wells. The level of sediment accumulation will then be checked after redevelopment.* Please note that there was a calculation error for the Ramsdell Quarry wells. The corrected table showing no sediment accumulation is attached and will be included in the final version of the report.
O-3	Pages 21, 22, 28 to 59 – Tables 3-2, 3-3, 3-5, 3-6, and 3-7 (Section 3.2)		Several issues were noted during the review pf background sampling results. a) Bis(2-ethylhexyl)phthalate, nitrobenzene, and nitrocellulose (explosives) were detected in several background wells (i.e., BKGmw-006, BKGmw-016, BKGmw-019, and BKGmw-020, etc.). Table 3-2 listed some of these results as "J" (estimated) values.	The issue of observed concentrations of explosive compounds and inorganics has been noted in previous data reviews. These detections of explosive compounds, along with exceedances of MCLs and SMCLs (iron and manganese) for inorganics, continue to raise questions on the integrity of the data obtained from background well	The following text will be added to Section 3.1: *The specific issues related to the background wells at RVAAP include the presence of explosives and the exceedance of health/aesthetic criteria (MCLs/SMCLs). An additional question is related to the presence of naturally occurring elements (e.g., aluminum, copper, nickel, etc)*

			b) Arsenic, iron, and manganese concentrations were reported above their maximum contaminant levels (MCLs) or secondary MCLs in several background wells (BKGmw-004, BKGmw-012, BKGmw-013, and BKGmw-017, etc). Based on the above mentioned observations, there is a concern that these background wells may have been impacted by the facility.	locations. It is unclear whether these background wells have been impacted by contaminants from previous facility activities and are currently capable of providing a representative groundwater sample unaffected by the facility. The issues concerning the integrity of the background wells need to be addressed.	*previously establish to have a "0" background concentration in background wells. Prior to addressing the concern that background needs to be re-evaluated, it is necessary to point out that the background data are not conclusive that explosives are present. While a few explosive compounds have been reported in samples at estimated ("J") concentrations, these reports are isolated and not recurrent.* *Background wells can be used to address one or both of the following: 1) define regional water-quality conditions without the effects of human activities and 2) define the quality of groundwater flowing into an area of interest (e.g., AOC) from a neighboring site that may show effects of outside actions (i.e., groundwater contaminated from other sources).* *The Army recognizes that there are issues associated with background water-quality data and suggests that background data require re-evaluation. This re-evaluation should include the actual quality of water in the wells and the location of the wells with respect to objective.* *The Army considers the FWGWMP to be a fluid program allowing for re-evaluation and re-definition. The Army has initiated this re-evaluation with the presentation to Update the Facility-Wide Ground Water Monitoring Program. The major premise of this document is that previous interpretations of the groundwater regime at RVAAP are not completely accurate. If the Ohio EPA agrees with this conclusion and the subsequent reinterpretation of groundwater flow systems, the locations and objectives of background wells can be re-considered.*

					Inspection of the locations of background wells in relationship to the newly interpreted groundwater flow regime (as described in the Annual Report) suggests that only wells BKGmw-005, BKGmw-006, and BKGmw-018 may be located to establish unaffected regional water-quality conditions. All other background wells may be located hydraulically down gradient from activities and practices at RVAAP that may result in measurable affects.
O-4	Pages 21, 22, 28 to 59 – Tables 3-2, 3-3, 3-5, 3-6, and 3-7 (Section 3.2)		Tables 3-2, 3-3, 3-5, 3-6, and 3-7 contain "rejected data" for various parameters (i.e., cyanide 3-nitrotoluene, HMX, PETN, hexachloropentadiene, etc.) in the sampled wells. The issue of "rejected data: was not discussed in the submittal.	The issue of "rejected data" has been noted in previous data reviews. Please provide a discussion concerning the effect that these rejected results have on data interpretation and/or conclusions. Also provide a discussion concerning whether this data issue has been resolved and adequate steps have been taken to prevent the recurrence of the same problem in future sampling events.	Discussions of the reasoning for rejection of selected data were included as part of the Data Verification Report and are summarized in Section 3.3 (page 65) of the draft October groundwater report. Typically data is rejected for failure to meet specified requirements set forth in regulatory guidance documents, in this case the Louisville Chemistry Guidelines (LCG). EQM uses qualified professionals to make these assessments. When the decision is made for results to be rejected, EQM is strongly indicating that these rejected results should not be used to draw any sort of conclusion about that individual parameter from the specified well at the particular time it was collected. EQM is continuing to work with the laboratory and the USACE to deal with data issues uncovered during the data verification process. Various steps are being evaluated to prevent reoccurrence of similar items for future sampling events.
O-5	Page 61 – Table 3.8 Page 65/Line 26,		The text indicates that the U.S. EPA Drinking Water Equivalent Level (DWEL) for perchlorate is 24.5 µg/L. However Table 3-8	Please revise Table 3-8 notes to 24.5 µg/L.	This typographical error will be corrected.

	(Section 3.2.6)		notes indicates that the DWEL is 24.5 mg/L.		
O-6	Page 65 Line26 Page 66 – Table 3.9 (Section 3.3)		a) The text indicates that all methods except Method 8330 (cyanide) meet the 90% completion requirement. This statement is incorrect when compared to corresponding Table 3-9. b) Table 3-9 indicates that a 65.3% completeness was reported for Method 9012A modified. No further discussion was included in the report.	a) Please revise the text and/or Table 3-9 to provide the correct percentage for Method 8330. b) Please provide a discussion concerning the less than 90% completeness for Method 9012AA Modified.	The text incorrectly identified Method 8330 as cyanide. Cyanide analysis is by method 9012A. There was a typo in the text. The text will be revised as follows: *All methods met the 90% completion requirement with the exception of Method 9012A (cyanide). The low percent completeness was due to the data being rejected because of laboratory MRL check failure. For future analyses using this method the laboratory will check recoveries and reanalyze as necessary.* Table 3-9 is correct.
O-7					
O-8					

RTLS-Environmental (Insert commenter name)					
R-1					
R-2					
R-3					

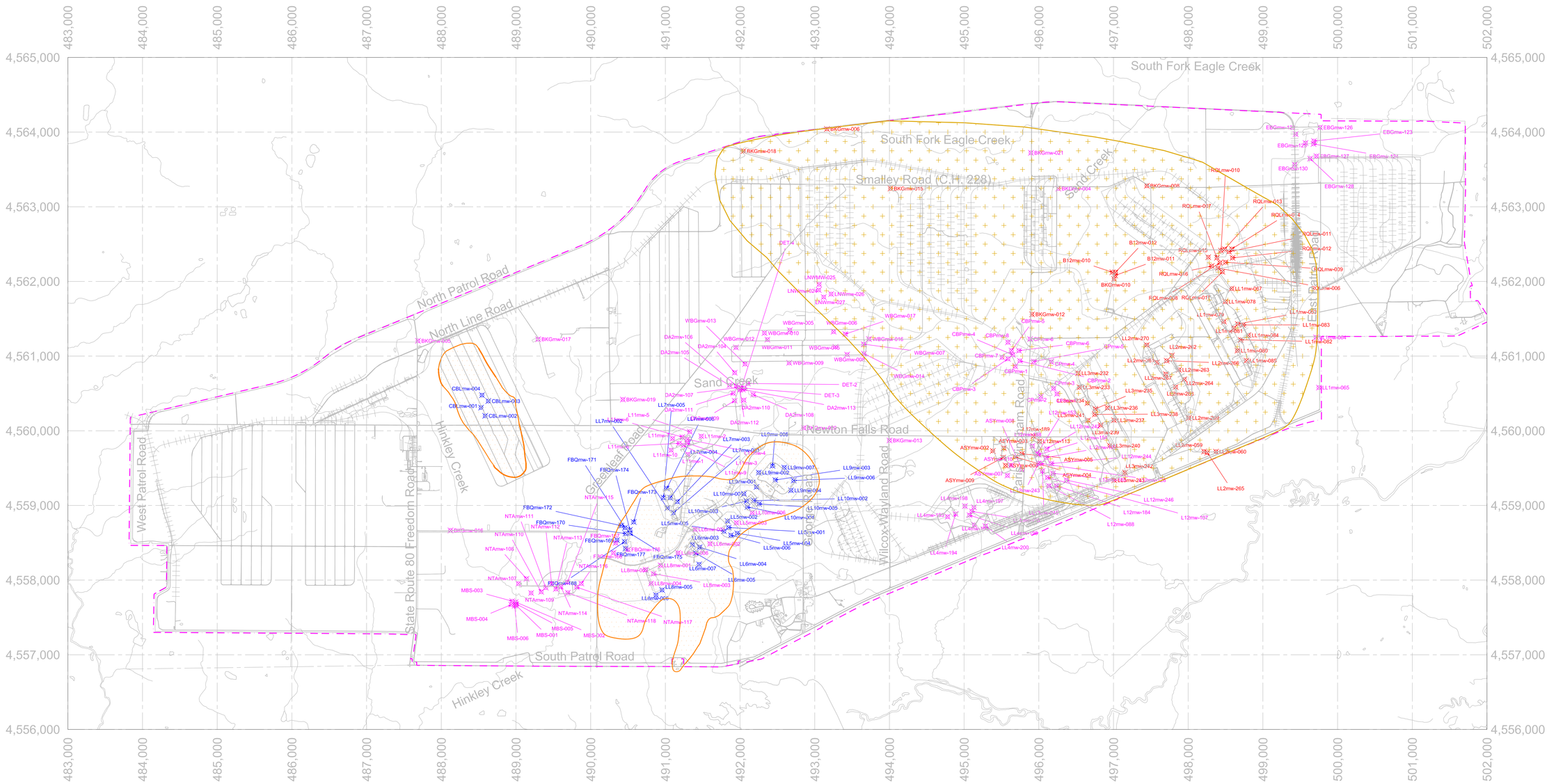

LEGEND

- UNCONSOLIDATED WELL
- HOMEWOOD MEMBER WELL
- SHARON MEMBER WELL
- PROPERTY LINE
- HOMEWOOD MEMBER
- SHARON MEMBER

0 50 1000

SCALE (METERS)

N

COORDINATE SYSTEM UTM NAD 83 ZONE 17

ENVIRONMENTAL QUALITY MANAGEMENT, INC.
1800 CARILLON BLVD.
CINCINNATI, OHIO 45240
P (513)825-7500
F (513)825-7495

REV	DESCRIPTION	DATE	APPROVED

REVISIONS

DRAWN	D.TOMO	10/22/07
CHECKED		
APPROVED		

SCALE: NONE

MONITORING WELLS AT RVAAP

ORIGINAL SIZE	PROJECT NO.	DWG NO.	REV
E	030240.0006	PLATE 1	0

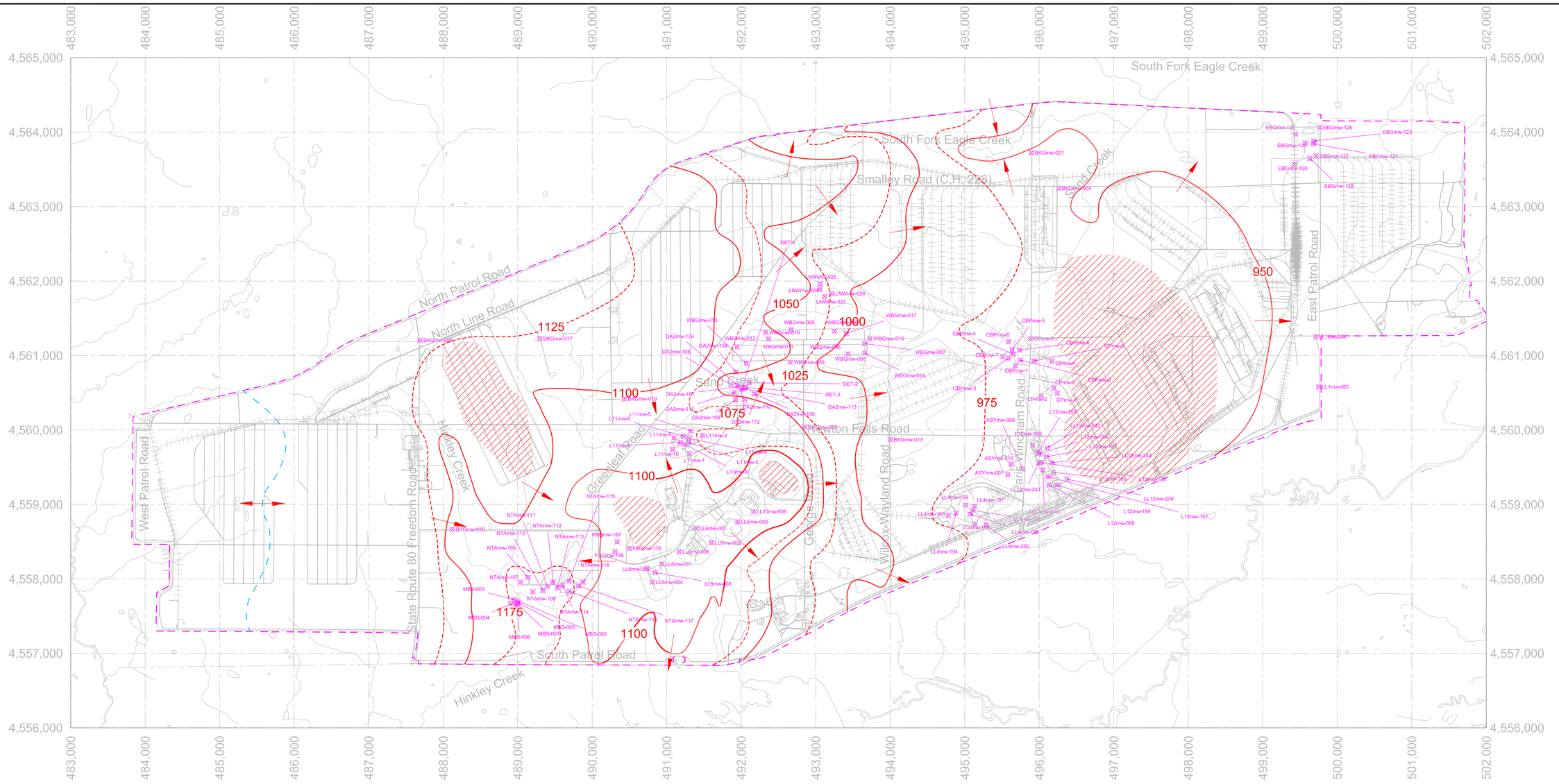

WELL ID	ELEVATION (ft,amsl)
ASYmw-007	968.36
ASYmw-008	972.76
ASYmw-010	967.73
BKGmw-004	952.87
BKGmw-005	1136.95
BKGmw-013	975.97
BKGmw-016	1092.82
BKGmw-017	1113.97
BKGmw-019	1089.63
BKGmw-020	1054.64
BKGmw-021	954.99
CBPmw-1	961.17
CBPmw-2	958.95
CBPmw-3	959.89
CBPmw-4	958.81
CBPmw-5	958.11
CBPmw-6	958.32
CBPmw-7	958.22
CBPmw-8	956.11
CPmw-1	968.44
CPmw-2	967.86
CPmw-3	969.48
CPmw-4	967.70
CPmw-5	961.02
CPmw-6	955.95
DA2mw-104	1052.19
DA2mw-105	1041.64
DA2mw-106	1038.12
DA2mw-107	1033.22
DA2mw-108	1025.69
DA2mw-109	1053.92
DA2mw-110	1051.29
DA2mw-111	1037.45

WELL ID	ELEVATION (ft,amsl)
DA2mw-112	1029.36
DA2mw-113	1028.32
DET-1B	1041.10
DET-2	1028.16
DET-3	1026.97
DET-4	1027.57
EBGmw-123	936.01
EBGmw-124	935.86
EBGmw-125	935.67
EBGmw-126	936.32
EBGmw-127	936.15
EBGmw-128	935.91
EBGmw-129	936.01
EBGmw-130	935.43
FBQmw-166	1102.53
FBQmw-167	1109.69
FBQmw-176	1120.80
L12mw-088	973.03
L12mw-107	969.02
L12mw-128	967.24
L12mw-153	970.30
L12mw-154	968.66
L12mw-18 2	971.30
L12mw-184	968.89
L12mw-185	970.68
L12mw-187	968.02
L12mw-188	972.98
LL10mw-006	1108.96
LL11mw-1	1086.45
LL11mw-10	1074.86
LL11mw-2	1073.95
LL11mw-3	1084.07
LL11mw-4	1080.43

WELL ID	ELEVATION (ft,amsl)
LL11mw-5	1067.76
LL11mw-6	1077.25
LL11mw-7	1065.61
LL11mw-8	1082.04
LL11mw-9	1084.41
LL12mw-242	969.40
LL12mw-243	970.86
LL12mw-244	968.07
LL12mw-245	970.92
LL12mw-246	966.42
LL1mw-064	931.24
LL1mw-065	929.82
LL4mw-193	972.69
LL4mw-194	973.07
LL4mw-195	970.92
LL4mw-196	970.43
LL4mw-197	970.36
LL4mw-198	972.68
LL4mw-199	969.06
LL4mw-200	969.54
LL5mw-003	1106.36
LL6mw-001	1107.79
LL6mw-002	1106.64
LL6mw-006	1108.18
LL8mw-001	1107.67
LL8mw-002	1103.16
LL8mw-003	1103.54
LL8mw-004	1101.81
LNWmw-024	1023.11
LNWmw-025	1023.37
LNWmw-026	1015.08
LNWmw-027	1016.99
MBS-001	1064.11

WELL ID	ELEVATION (ft,amsl)
MBS-002	1064.70
MBS-003	1065.22
MBS-004	1064.51
MBS-005	1064.07
MBS-006	1064.03
NTAmw-107	1067.00
NTAmw-108	1067.28
NTAmw-109	1067.11
NTAmw-110	1067.42
NTAmw-111	1074.39
NTAmw-112	1068.35
NTAmw-113	1067.57
NTAmw-114	1070.71
NTAmw-115	1073.20
NTAmw-116	1086.31
NTAmw-117	1077.98
NTAmw-118	1070.85
WBGmw-005	1046.38
WBGmw-006	1004.41
WBGmw-007	981.64
WBGmw-008	991.83
WBGmw-009	1031.49
WBGmw-010	1060.07
WBGmw-011	1060.11
WBGmw-012	1054.90
WBGmw-013	1059.04
WBGmw-014	978.88
WBGmw-015	996.77
WBGmw-016	978.30
WBGmw-017	995.58

0 50 1000

SCALE (METERS)

LEGEND

- UNCONSOLIDATED WELL
- PROPERTY LINE
- 1100 / 1075 — LINE OF EQUAL GROUNDWATER ELEVATION (ft,amsl) (INTERMEDIATE DASHED)
- GROUNDWATER DIRECTION
- UNCONSOLIDATED AQUIFER MISSING
- INFERRED GROUNDWATER DIVIDE

N

COORDINATE SYSTEM UTM NAD 83 ZONE 17

ENVIRONMENTAL QUALITY MANAGEMENT, INC.
1800 CARILLON BLVD.
CINCINNATI, OHIO 45240
P (513)825-7500
F (513)825-7495

REV	DESCRIPTION	DATE	APPROVED

REVISIONS

DRAWN	D.TOMO	11/25/07
CHECKED	W.THOMPSON	11/29/07
APPROVED		

SCALE: NONE

POTENTIOMETRIC SURFACE OF UNCONSOLIDATED AQIFA (OCT. 2007)

ORIGINAL SIZE	PROJECT NO.	DWG NO.	REV
E	030240.0006	PLATE 2	0

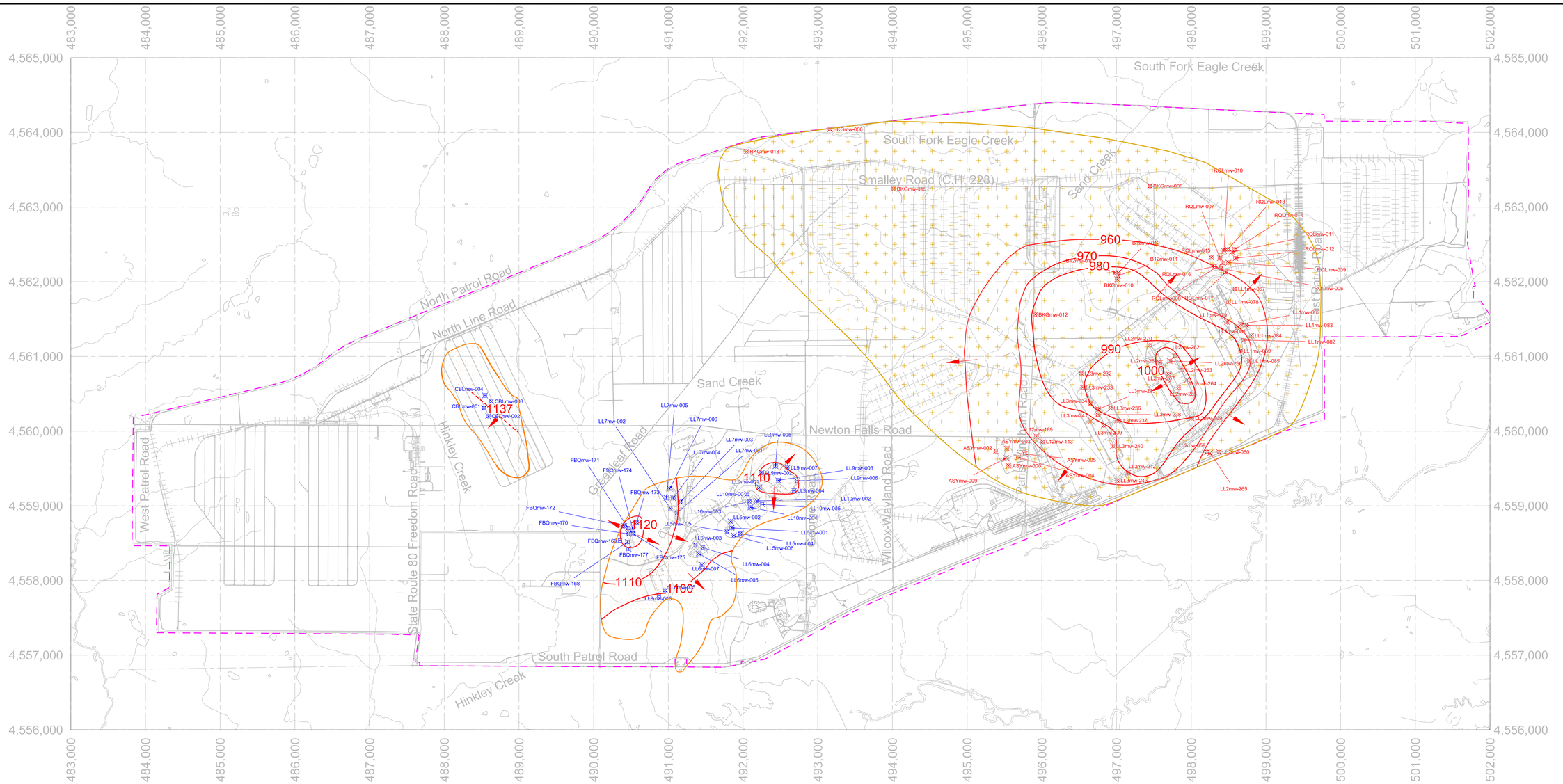

HOMEWOOD MEMBER WELLS

Well ID	ELEVATION (ft,amsl)
CBLmw-001	1136.55
CBLmw-002	1136.21
CBLmw-003	1137.36
CBLmw-004	1137.44
FBQmw-168	1120.63
FBQmw-169	1112.22
FBQmw-170	1122.45
FBQmw-171	1122.81
FBQmw-172	1121.95
FBQmw-173	1122.64
FBQmw-174	1121.83
FBQmw-175	1121.88
FBQmw-177	1112.87
LL10mw-001	1106.56
LL10mw-002	1107.71
LL10mw-003	1108.55
LL10mw-004	1107.10
LL10mw-005	1108.12
LL5mw-001	1106.18
LL5mw-002	1106.20
LL5mw-004	1106.11
LL5mw-005	1106.17
LL5mw-006	1106.17
LL6mw-003	1107.51
LL6mw-004	1106.78
LL6mw-005	1106.98
LL6mw-007	1106.41
LL7mw-001	1107.44
LL7mw-002	1110.84

Well ID	ELEVATION (ft,amsl)
LL7mw-003	1107.70
LL7mw-004	1109.71
LL7mw-005	1112.08
LL7mw-006	1110.32
LL8mw-005	1099.94
LL8mw-006	1095.93
LL9mw-001	1117.21
LL9mw-002	1110.36
LL9mw-003	1121.13
LL9mw-004	1109.26
LL9mw-005	1112.42
LL9mw-006	1108.68
LL9mw-007	1108.56

SHARON MEMBER WELLS

Well ID	ELEVATION (ft,amsl)
ASYmw-001	967.51
ASYmw-002	969.22
ASYmw-003	967.70
ASYmw-004	968.11
ASYmw-005	969.03
ASYmw-006	967.89
ASYmw-009	968.35
B12mw-010	985.29
B12mw-011	983.68
B12mw-012	983.87
BKGmw-006	1005.70
BKGmw-008	953.70
BKGmw-010	984.93
BKGmw-012	987.79
BKGmw-015	988.87
BKGmw-018	1029.16
L12mw-113	972.06
L12mw-18 3	968.42
L12mw-18 6	971.02
L12mw-189	970.36
LL1mw-063	967.10
LL1mw-067	961.11
LL1mw-078	963.60
LL1mw-079	965.58
LL1mw-080	981.97
LL1mw-081	966.87
LL1mw-082	974.67
LL1mw-083	961.68
LL1mw-084	967.30
LL1mw-085	961.65

Well ID	ELEVATION (ft,amsl)
LL2mw-059	952.79
LL2mw-060	950.66
LL2mw-261	1003.30
LL2mw-262	1001.28
LL2mw-263	1000.04
LL2mw-264	1001.73
LL2mw-265	950.76
LL2mw-266	1001.78
LL2mw-267	1000.91
LL2mw-268	1001.08
LL2mw-269	992.13
LL2mw-270	998.65
LL3mw-232	977.08
LL3mw-233	977.36
LL3mw-234	995.57
LL3mw-235	988.11
LL3mw-236	991.04
LL3mw-237	985.77
LL3mw-238	989.47
LL3mw-239	976.39
LL3mw-240	978.59
LL3mw-241	979.68
LL3mw-242	980.42
LL3mw-243	972.80
RQLmw-006	960.05
RQLmw-007	957.81
RQLmw-008	958.11
RQLmw-009	957.85
RQLmw-010	955.26
RQLmw-011	953.06

Well ID	ELEVATION (ft,amsl)
RQLmw-012	954.11
RQLmw-013	953.84
RQLmw-014	951.97
RQLmw-015	958.94
RQLmw-016	960.97
RQLmw-017	960.58

0 50 1000

SCALE (METERS)

LEGEND

- HOMEWOOD MEMBER WELL
- SHARON MEMBER WELL
- PROPERTY LINE
- 1100 — LINE OF EQUAL GROUNDWATER ELEVATION (ft,amsl) (INTERMEDIATE DASHED)
- 1075 ------
- GROUNDWATER DIRECTION
- HOMEWOOD MEMBER
- SHARON MEMBER

N

COORDINATE SYSTEM UTM NAD 83 ZONE 17

ENVIRONMENTAL QUALITY MANAGEMENT, INC.
1800 CARILLON BLVD.
CINCINNATI, OHIO 45240
P (513)825-7500
F (513)825-7495

REV	DESCRIPTION	DATE	APPROVED

REVISIONS

DRAWN	D.TOMO	11/25/07
CHECKED	W.THOMPSON	11/29/07
APPROVED		

SCALE: NONE

POTENTIOMETRIC SURFACE OF BEDROCK -HOMEWOOD AND SHARON (OCT. 2007)

ORIGINAL SIZE	PROJECT NO.	DWG NO.	REV
E	030240.0006	PLATE 3	0