UNITED STATES
NUCLEAR REGULATORY COMMISSION
REGION III
2443 WARRENVILLE ROAD, SUITE 210
LISLE, ILLINOIS 60532-4352

December 16, 2004

Mike S. Styvaert, Health Physicist
U.S. Army Field Support Command
Attention: AMSFS-SF
1 Rock Island Arsenal
Rock Island, IL 61299

SUBJECT: FINAL STATUS SURVEY REPORT FOR THE RAVENNA ARMY AMMUNITION PLANT FORMER WEST TANK FARM AREA

Dear Mr. Styvaert:

My staff has reviewed the Final Status Survey Report (FSSR) for the Ravenna Army Ammunition Plant Former West Tank Farm Area, "Final Report, Ravenna Army Ammunition Plant, Former West Tank Farm Area, Monazite Sand Removal Project, Phase IV, Project No. USA 00-005, Revision 0," dated October 26, 2004. The report provided the results of radiological surveys that were conducted by the Army to demonstrate that residual thorium 232 (Th-232) contamination from monazite sand had been remediated. Based on our review, we have no further questions regarding this report.

Based on the results of the on-site inspection completed on August 12, 2004, (Inspection Report No. 040-08306/2004-001(DNMS)) and the review of your FSSR, the NRC has determined that the former West Tank Farm Area of the Ravenna Army Ammunition Plant meets the dose criteria of 10 CFR Part 20, Subpart E, and can be released for unrestricted use.

In accordance with 10 CFR 2.390 of the NRC's "Rules of Practice," a copy of this letter and the referenced document will be available electronically for public inspection in the NRC Public Document Room or from the Publicly Available Records (PARS) component of NRC's document system (ADAMS). The NRC's document system is accessible from the NRC Web site at http://www.nrc.gov/reading-rm/adams.html (the Public Electronic Reading Room).

If you have any questions regarding the above, please do not hesitate to contact me, or Mr. Bonano of my staff at (630) 829-9821, or (630) 829-9826, respectively.

Sincerely,

William Snell

for Kenneth G. O'Brien, Chief
Decommissioning Branch

License No: SMC-01207 (Terminated)
Docket No: 040-08306 (Terminated)

cc: Joe Crombie, State of Ohio
Mark Patterson, Facility Manager

spicuzza fax 4128242~~333~~ 8256

UNITED STATES
NUCLEAR REGULATORY COMMISSION
REGION III
2443 WARRENVILLE ROAD, SUITE 210
LISLE, ILLINOIS 60532-4352

December 16, 2004

Mike S. Styvaert, Health Physicist
U.S. Army Field Support Command
Attention: AMSFS-SF
1 Rock Island Arsenal
Rock Island, IL 61299

SUBJECT: FINAL STATUS SURVEY REPORT FOR THE RAVENNA ARMY AMMUNITION PLANT FORMER WEST TANK FARM AREA

Dear Mr. Styvaert:

My staff has reviewed the Final Status Survey Report (FSSR) for the Ravenna Army Ammunition Plant Former West Tank Farm Area, "Final Report, Ravenna Army Ammunition Plant, Former West Tank Farm Area, Monazite Sand Removal Project, Phase IV, Project No. USA 00-005, Revision 0," dated October 26, 2004. The report provided the results of radiological surveys that were conducted by the Army to demonstrate that residual thorium 232 (Th-232) contamination from monazite sand had been remediated. Based on our review, we have no further questions regarding this report.

Based on the results of the on-site inspection completed on August 12, 2004, (Inspection Report No. 040-08306/2004-001(DNMS)) and the review of your FSSR, the NRC has determined that the former West Tank Farm Area of the Ravenna Army Ammunition Plant meets the dose criteria of 10 CFR Part 20, Subpart E, and can be released for unrestricted use.

In accordance with 10 CFR 2.390 of the NRC's "Rules of Practice," a copy of this letter and the referenced document will be available electronically for public inspection in the NRC Public Document Room or from the Publicly Available Records (PARS) component of NRC's document system (ADAMS). The NRC's document system is accessible from the NRC Web site at http://www.nrc.gov/reading-rm/adams.html (the Public Electronic Reading Room).

If you have any questions regarding the above, please do not hesitate to contact me, or Mr. Bonano of my staff at (630) 829-9821, or (630) 829-9826, respectively.

Sincerely,

William Snell

for Kenneth G. O'Brien, Chief
Decommissioning Branch

License No: SMC-01207 (Terminated)
Docket No: 040-08306 (Terminated)

cc: Joe Crombie, State of Ohio
Mark Patterson, Facility Manager

UNITED STATES
NUCLEAR REGULATORY COMMISSION
REGION III
2443 WARRENVILLE ROAD, SUITE 210
LISLE, ILLINOIS 60532-4352

December 16, 2004

Mike S. Styvaert, Health Physicist
U.S. Army Field Support Command
Attention: AMSFS-SF
1 Rock Island Arsenal
Rock Island, IL 61299

SUBJECT: FINAL STATUS SURVEY REPORT FOR THE RAVENNA ARMY AMMUNITION PLANT FORMER WEST TANK FARM AREA

Dear Mr. Styvaert:

My staff has reviewed the Final Status Survey Report (FSSR) for the Ravenna Army Ammunition Plant Former West Tank Farm Area, "Final Report, Ravenna Army Ammunition Plant, Former West Tank Farm Area, Monazite Sand Removal Project, Phase IV, Project No. USA 00-005, Revision 0," dated October 26, 2004. The report provided the results of radiological surveys that were conducted by the Army to demonstrate that residual thorium 232 (Th-232) contamination from monazite sand had been remediated. Based on our review, we have no further questions regarding this report.

Based on the results of the on-site inspection completed on August 12, 2004, (Inspection Report No. 040-08306/2004-001(DNMS)) and the review of your FSSR, the NRC has determined that the former West Tank Farm Area of the Ravenna Army Ammunition Plant meets the dose criteria of 10 CFR Part 20, Subpart E, and can be released for unrestricted use.

In accordance with 10 CFR 2.390 of the NRC's "Rules of Practice," a copy of this letter and the referenced document will be available electronically for public inspection in the NRC Public Document Room or from the Publicly Available Records (PARS) component of NRC's document system (ADAMS). The NRC's document system is accessible from the NRC Web site at http://www.nrc.gov/reading-rm/adams.html (the Public Electronic Reading Room).

If you have any questions regarding the above, please do not hesitate to contact me, or Mr. Bonano of my staff at (630) 829-9821, or (630) 829-9826, respectively.

Sincerely,

William Snell

for Kenneth G. O'Brien, Chief
Decommissioning Branch

License No: SMC-01207 (Terminated)
Docket No: 040-08306 (Terminated)

cc: Joe Crombie, State of Ohio
Mark Patterson, Facility Manager

UNITED STATES
NUCLEAR REGULATORY COMMISSION
REGION III
2443 WARRENVILLE ROAD, SUITE 210
LISLE, ILLINOIS 60532-4352

December 14, 2004

Mike S. Styvaert, Health Physicist/Project Manager
U.S. Army Field Support Command (AFSC)
Attention: AMSFS-SF
1 Rock Island Arsenal
Rock Island, IL 61299

SUBJECT: NRC INSPECTION REPORT 040-08306/2004-001(DNMS)
RAVENNA ARMY AMMUNITION PLANT (RVAAP), FORMER WEST TANK FARM AREA, MONAZITE SAND REMOVAL PROJECT, PHASE IV

Dear Mr. Styvaert:

On November 30, 2004, the NRC completed an inspection at the Ravenna Army Ammunition Plant (RVAAP). The purpose of the inspection was to determine whether decommissioning activities were conducted safely, and in accordance with your final status survey plan and NRC requirements. Specifically, during an onsite inspection from August 9 through 12, 2004, the NRC inspector observed final status survey activities, conducted independent confirmatory surveys, and collected soil samples from the remediated areas. At the conclusion of the onsite inspection on August 12, 2004, the NRC inspector discussed the findings with members of your staff and conducted a telephone exit meeting with the facility manager on August 16, 2004. On November 30, 2004, the NRC completed an in-office review of the laboratory data results for the soil samples that were collected during the inspection. A telephone exit interview with Mr. Irving B. Venger, Industrial Specialist, was conducted on November 30, 2004, to discuss the in-office review of laboratory results.

This inspection consisted of an examination of the final status survey activities at the RVAAP as they relate to safety and compliance with the Commission's rules and regulations. Areas examined during the inspection are identified in the enclosed report. Within these areas, the inspection consisted of a selective examination of procedures and representative records, observations of activities in progress, interviews with personnel and independent confirmatory measurements.

Based on the results of this inspection, the NRC did not identify any concerns.

In accordance with 10 CFR 2.390 of the NRC's "Rules of Practice," a copy of this letter and its enclosure will be available electronically for public inspection in the NRC Public Document Room or from the Publicly Available Records (PARS) component of NRC's document system (ADAMS). The NRC's document system is accessible from the NRC Web site at http://www.nrc.gov/reading-rm/adams.html (the Public Electronic Reading Room).

Please note that on October 25, 2004, the NRC terminated public access to ADAMS and initiated an additional security review of publicly available documents to ensure that potentially sensitive information is removed from the ADAMS database accessible through the NRC's web site. Interested members of the public may obtain copies of the referenced documents for review and/or copying by contacting the Public Document Room pending resumption of public

access to ADAMS. The NRC Public Documents Room is located at NRC Headquarters in Rockville, MD, and can be contacted at (800) 397-4209 or (301) 415-4737 or pdr@nrc.gov.

We will gladly discuss any questions you have concerning this inspection.

Sincerely,

William Snell

for Kenneth G. O'Brien, Chief
Decommissioning Branch
Division of Nuclear Material Safety

License No. SMC-01207 (Terminated)
Docket No. 040-08306 (Terminated)

Enclosure: Inspection Report 040-08306/2004-001(DNMS)

U.S. NUCLEAR REGULATORY COMMISSION

REGION III

Docket No.:	040-08306 (Terminated)
License No.:	SMC-01207 (Terminated)
Report No.:	040-08306/2004-001(DNMS)
Licensee:	U.S. Army Field Support Command (AFSC)
Facility:	Ravenna Army Ammunition Plant (RVAAP) Former West Tank Farm Area
Location:	Ravenna Army Ammunition Plant Ravenna, Ohio
Dates:	August 9 through 12, 2004 (Onsite Inspection) November 30, 2004 (In-office Review)
Exit Meetings:	August 12, 2004 August 16, 2004, Telephone Exit with Facility Manager November 30, 2004, Telephone Exit with Mr. Irving B. Venger, Industrial Specialist
Inspector:	Gene Bonano, Health Physicist
Approved By:	Kenneth G. O'Brien, Chief Decommissioning Branch Division of Nuclear Materials Safety

EXECUTIVE SUMMARY

U.S. Army Field Support Command (AFSC)
Inspection Report No. 040-08306/2004-001(DNMS)

The Engelhard Minerals & Chemicals Corporation (Engelhard), which is no longer in business, was licensed to repackage and ship monazite sand (radiological constituent: thorium 232 (Th^{232})) from the Ravenna Army Ammunition Plant to other AEC/NRC licensees. The Engelhard license was terminated in 1975. The U.S. Army is the site owner and assumed responsibility for the site cleanup of residual contamination from the monazite sand. The NRC reviewed and approved for use the Army's final status survey plan, "Revised Final Status Survey Plan for the Ravenna Army Ammunition Plant Former West Tank Farm Area Monazite Sand Removal Project Phase IV, Project No. USA 00-005, Revision 5, April 9, 2004." The Derived Concentration Guideline Level ($DCGL_w$) is 4.0 picocuries per gram (pCi/g) for Th^{232} soil for this site.

This routine decommissioning inspection was conducted to observe and evaluate the radiological final status surveys by the U.S. Army Field Support Command (AFSC) decommissioning contractor. The NRC inspector also conducted a confirmatory and closeout survey of the affected areas. Surveys were conducted at the former West Tank Farm area where the monazite sand was stored.

Final Status and Confirmatory Surveys

- The inspector concluded, based on inspection observations and independent surveys, that the Army conducted the final status survey activities in accordance with their procedures and Final Status Survey Plan.

Report Details

1.0 Final Status and Confirmatory Surveys

1.1 Closeout Inspection and Survey (83890)

a. Inspection Scope

The NRC inspector observed workers conduct final status surveys (FSS) and collect soil samples at the West Tank Farm area to verify that work was being done in accordance with the final status survey plan and survey procedures. The NRC inspector performed side-by-side and independent radiological surveys while observing contractor personnel, and collected split soil samples from the remediated areas.

b. Observations and Findings

Decommissioning activities were performed for the U.S. Army Field Support Command (AFSC) by a contractor, New World Technology (NWT). The contractor used NUREG-1575, "MARSSIM Manual" to write the FSS plan and conduct the final status surveys at Ravenna. The contractor had performed walkover verification surveys of the six survey units as indicated by the FSS plan. Reference background data was collected 1.1 miles east of the affected site; the inspector determined this area to be similar to the West Tank Farm area. The inspector reviewed the background data collected and did not identify any concerns.

The contractor work activities included establishing a survey measurement reference grid system, conducting surface measurements using hand-held radiation instruments, recording the radiological measurements, collecting soil samples for analysis, and documenting a chain of custody for samples. The contractor's staff also established radiological posting and controls, commensurate with expected conditions and procedural requirements, prior to conducting the surveys and collecting samples. Individuals involved in the surveys were aware of current radiological conditions, knowledgeable of decommissioning procedures, and using appropriate personal protection equipment and clothing.

The inspector observed NWT personnel collect soil samples from designated survey units of the West Tank Farm area where monazite sand had been stored. The soil samples were sent to Paragon Analytic's laboratory in Fort Collins, Colorado for gamma spectral analysis. The established Derived Concentration Guideline Level ($DCGL_w$) is 4.0 pCi/g for Th^{232} soil for this site. The NRC inspector did not identify any concerns.

The inspector reviewed the licensee's radiological data, which included surface scans, and direct surface activity measurements, and did not identify any levels of Th^{232} above ambient background levels for the West Tank Farm area.

The inspector conducted independent radiological surveys (surface scans) using calibrated radiation survey meters. The inspector noted that all the radiation levels, measured at the surface of the West Tank Farm area were indistinguishable from the natural background radiation levels. The inspector collected a total of 25 split soil samples from the six Class 1 survey units and five independent background soil samples for radiological analysis.

The NRC's contract laboratory, the Oak Ridge Institute for Science and Education (ORISE), conducted the radiological analysis of the split soil samples for the NRC. The analytical results of the split soil samples collected by the NRC and Army are listed below:

NRC		ARMY	
Sample No.	**Th-232 (pCi/g)**	**Sample No.**	**Th-232 (pCi/g)**
1	1.59 ± 0.24	SU-1/A1	1.36 ± 0.40
2	0.94 ± 0.22	SU-1/B4	0.92 ± 0.26
3	1.38 ± 0.20	SU-1/D2	1.58 ± 0.44
4	0.39 ± 0.10	SU-1/F1	0.46 ± 0.25
5	0.94 ± 0.20	SU-2/B4	1.03 ± 0.35
6	2.93 ± 0.33	SU-2/D3	2.75 ± 0.61
7	0.94 ± 0.17	SU-2/F4	0.97 ± 0.33
8	1.17 ± 0.20	SU-2/F2	1.08 ± 0.38
9	1.14 ± 0.18	SU-2/H3	1.10 ± 0.33
10	0.41 ± 0.10	SU-3/B1	0.22 ± 0.17
11	0.43 ± 0.09	SU-3/B3	0.44 ± 0.19
12	0.82 ± 0.14	SU-3/E2	1.22 ± 0.36
13	0.37 ± 0.09	SU-3/H1	0.46 ± 0.26
14	0.54 ± 0.14	SU-4/A3	0.44 ± 0.18
15	1.12 ± 0.18	SU-4/C1	1.43 ± 0.37
16	0.28 ± 0.08	SU-4/E3	0.23 ± 0.30
17	0.49 ± 0.17	SU-4/F1	0.66 ± 0.29
18	1.93 ± 0.24	SU-5/B1	2.16 ± 0.50
19	0.85 ± 0.14	SU-5/B5	0.90 ± 0.33
20	0.36 ± 0.09	SU-5/D3	0.25 ± 0.29
21	1.08 ± 0.15	SU-5/F5	0.91 ± 0.39
22	1.27 ± 0.24	RR-4	1.32 ± 0.39
23	2.70 ± 0.34	RR-13	1.03 ± 0.35
24	1.85 ± 0.23	RR-17	0.93 ± 0.30
25	0.96 ± 0.18	RR-26	1.06 ± 0.33

Independent Background Soil Samples (NRC):

26 (BS-1)	1.04 ± 0.18
27 (BS-2)	1.07 ± 0.16
28 (BS-3)	1.06 ± 0.18
29 (BS-4)	1.15 ± 0.19
30 (BS-5)	0.91 ± 0.15

The Th^{232} concentration levels measured in the soil were below the licensee's approved unrestricted release criteria of 4 pCi/g.

c. Conclusions

The inspector concluded, based on inspection observations and independent surveys, that the Army conducted the final status survey activities in accordance with their procedures and Final Status Survey Plan.

2.0 Exit Meeting

The inspector presented preliminary inspection results to members of the Army and NWT at the conclusion of the onsite inspection on August 12, 2004, and with the facility manager by telephone on August 16, 2004. A final exit meeting was conducted by telephone on November 30, 2004, with Mr. Irving B. Venger, Industrial Specialist, to discuss NRC's in-office review of the analytical results of the soil sample analyses. The licensee acknowledged the findings presented. The inspector asked the licensee staff whether any materials that could be included in the inspection report should be considered proprietary. No proprietary information was identified.

PARTIAL LIST OF PERSONS CONTACTED

M. Styvaert, Health Physicist, Project Manager
M. Patterson, Facility Manager
I. Venger, Industrial Specialist
D. Spicuzza, New World Technology, Inc., Project Manager
J. Crombie, Health Physicist, State of Ohio

INSPECTION PROCEDURES USED

IP 83890 Closeout Inspection and Survey
IP 87104 Decommissioning Inspection Procedure for Materials Licensee

ITEMS OPENED, CLOSED, AND DISCUSSED

Opened	None
Closed	None
Discussed	None

LIST OF ACRONYMS USED

AFSC	U.S. Army Field Support Command
ADAMS	Agencywide Documents Access and Management System
BS	Background Sample
CFR	Code of Federal Regulations
$DCGL_w$	Derived Concentration Guideline Level
DNMS	Division of Nuclear Materials Safety
FSS	Final Status Survey
NRC	Nuclear Regulatory Commission
NWT	New World Technology, Inc.
ORISE	Oak Ridge Institute for Science and Education
PARS	Publicly Available Records
pCi/g	picrocuries per gram
RVAAP	Ravenna Army Ammunition Plant
SU	Survey Unit
Th	Thorium

NRC FORM 366 (RIII)
(4-2004)

UNITED STATES
NUCLEAR REGULATORY COMMISSION
REGION III
2443 Warrenville Road, Suite 210
Lisle, Illinois 60532-4352

CC: RTLS
FYI.

TELEFAX TRANSMITTAL

DATE: 12.20.04

NUMBER OF PAGES: 10
(including this page)

SEND TO: Mark Patterson

LOCATION: Ravenna Army Amm. Plant

FAX NUMBER: 330-358-7314 ☐ VERIFY BY CALLING SENDER

FROM: (SENDER) Gene Bonano

TELEPHONE NUMBER: 630 - 829-9828 FAX NUMBER: 630 - 515 - 1259

If you do not receive the complete fax transmittal, please contact the sender as soon as possible at the telephone number provided above.

MESSAGE

Have a great holidays!

GB

NOTICE

This message is intended only for the use of the individual or entity to which it is addressed and may contain information that is privileged, confidential, or exempt from disclosure under applicable law. If the reader of this message is not the intended recipient or the employee responsible for delivering the message to the intended recipient, you are hereby notified that any dissemination, distribution or copying of this communication is strictly prohibited. If you have received this communication in error, please notify the sender immediately by telephone and return the original to the above address, by U.S. Mail. Thank you.

Monozite site closed except for concerns to EPA about groundwater monitoring

OhioEPA
State of Ohio Environmental Protection Agency
Northeast District Office

2110 E. Aurora Road
Twinsburg, Ohio 44087-1969

TELE (330) 425-9171 FAX (330) 487-0769

Bob Taft, Governor
Christopher Jones, Director

December 08, 2004

RE: RAVENNA ARMY AMMUNITION PLANT
PORTAGE/TRUMBULL COUNTIES
DRAFT FINAL MONAZITE PHASE IV
REPORT

Mr. Irv Venger
Ravenna Army Ammunition Plant
8451 State Route 5
Ravenna, OH 44266

Dear Mr. Venger:

The Ohio Environmental Protection Agency (Ohio EPA), Northeast District Office (NEDO), Division of Emergency and Remedial Response (DERR) has received and reviewed the document entitled: "Draft Final Report, Ravenna Army Ammunition Plant, Former West Tank Farm Area, Monazite Sand Removal Project, Phase IV." This report (project number USA 00-005), dated October 26, 2004 and received at Ohio EPA, NEDO, DERR on November 26, 2004, was prepared by New World Technology (NWT) for the U.S. Army Field Support Command (AFSC).

Ohio EPA has the following comments on the document:

Send note to Don

1. On December 01, 2004, an email was sent to your attention inquiring as to whether or not Mr. Joe Crombie of the Ohio Department of Health (ODH) had received a copy of this report. As of this date, a response has not been received. Please confirm whether or not a hard copy of the report was sent to Mr. Crombie's attention. Again, the ODH is the lead regulatory agency for Ohio on this project.

2. As previously mentioned, the issue of potential groundwater contamination has not been addressed and resolved. (Page 6, Section 2.0)

3. Please clarify why no confirmation samples were collected in the area where it was suspected that the cardboard drums were buried. (Page 8, third paragraph, Section 3.0)

4. Please clarify whether or not the correct text is found under header 5.2.2 (equipment and tools) on pages 13 - 14.

5. On Figure 2, there appears to be two survey units # 2. Please clarify.

6. On Figure 3 (page 19), please use different colors to differentiate the class 1 from the class 2 grids.

Printed on recycled paper

7. On Figures 4 - 7, please use different colors to denote the areas requiring remediation. The selected symbols blend too much together. Also, the meaning of the small round dot should be explained.

8. On Figures 8 - 11, please use different colors to denote the symbols marking the sample location points, the random start points, and the remediation control sample points. Also, please provide information as to how the sample locations were selected and add a footnote to the figure.

9. The text on page 28 (Section 5.7.2) indicates that the analytical result for sample SU3-RCS-7 was above the DCGL. Provide additional information as to what potential impact this has on the remediation.

10. On Figure 12, please use different colors to denote the random start point and the sample locations.

11. Was page 39 intentionally left blank?

12. On Figures 13 - 17, please use different colors to denote the random start points and the sample locations.

13. On page 47 (figure 18), please clarify what is meant by "Series 1."

14. On pages 48 (figure 19) and 52 (figure 23), please clarify what is meant by "#95337."

15. On pages 49 (figure 20), 50 (figure 21), and 51 (figure 22), please clarify what is meant by "# 134743."

16. Section 7.4 (data management) is missing from the report. Please provide this section in the revised text.

17. Section 8.0 (conclusions) is missing from the report. Please provide this section in the revised text.

18. In Appendix G, numerous problems are noted:

    a. There are several chain of custody (COC) forms that are missing pages;

    b. There are numerous instances where the proper protocol for making changes was not followed (specifically, one line strike-out with initials);

    c. Several sample receipt forms indicate that lids were missing from sample jars or cracked, that mud was present on the outside of the containers, that it was

difficult to determine whether or not there was any cross-contamination from samples, etc. The case narratives then go on to declare that "no problems were encountered with the client samples." It is unclear as to how this declaration could have been made. Additionally, it is unclear as to whether or not this had any impact upon the project.

This entire appendix needs to undergo a thorough review and revision. Most especially, item 18c needs to be explained in detail, and the lab's conclusion that the data wasn't impacted, thoroughly justified.

If you have any questions concerning this correspondence, please do not hesitate to contact me at (330) 963-1221.

Sincerely,

Eileen T. Mohr
Project Coordinator
Division of Emergency and Remedial Response

ETM/kss

cc: Bonnie Buthker, Ohio EPA, SWDO, OFFO
Joe Crombie, ODH
Mark Patterson, RVAAP
JoAnn Watson, AEC
John Jent, USACE Louisville
LTC Tom Tadsen, OHARNG, RTLS
Dan Spicuzza, NWT

ec: Mike Eberle, Ohio EPA, NEDO, DERR
Todd Fisher, Ohio EPA, NEDO, DERR

New World Environmental, Inc., d.b.a.
New World Technology *Bringing you the Technology of the New World*
Phone: 925-443-7967 **Fax**: 925-443-0119

December 8, 2004

Mr. Irv Venger
Ravenna Army Ammunition Plant
8451 State Route 5
Ravenna, OH. 44266-9297

Reference: Final Report for Ravenna Army Ammunition Plant, Phase IV

Dear Mr. Venger,

Please find enclosed your revised hard copy of the Final Report for Ravenna Army Ammunition Plant, former West Tank Farm Area Monazite Removal project, Phase IV. The word "draft" was removed from the report and appendix headers. I have included new appendices dividers for you to incorporate if you choose. Your CD copy of the revised report has also been included.

If you have any questions regarding this letter, please contact me at (925) 443-7967 or e-mail victoria@newworld.org.

Sincerely,

Victoria Croll

Victoria Croll
Project Operations Analyst

448 Commerce Way, Livermore, CA 94551

New World Environmental, Inc., d.b.a.
New World Technology *Bringing you the Technology of the New World*
Phone: 925-443-7967 **Fax**: 925-443-0119

November 23, 2004

Mr. Irv Venger
Ravenna Army Ammunition Plant
8451 State Route 5
Ravenna, OH. 44266-9297

Reference: Draft Final Report for Ravenna Army Ammunition Plant, Phase IV

Dear Mr. Venger,

Please find enclosed your hard copy of the Draft Final Report for Ravenna Army Ammunition Plant, former West Tank Farm Area Monazite Removal project, Phase IV. A CD version of this report will follow shortly.

If you have any questions regarding this letter, please contact me at (925) 443-7967 or e-mail victoria@newworld.org.

Sincerely,

Victoria Croll
Project Operations Analyst

448 Commerce Way, Livermore, CA 94551

NWT Resolution of Ohio EPA/Ohio Department of Health/NRC Comments on the Ravenna West Tank Farm Final Status Survey Report

Comment Number/Date	Responsible Agency	Comment	Reply/Resolution
1/12-8-04	Ohio EPA Eileen Mohr (EM)	On December o1, 2004, an email was sent to your attention inquiring as to whether or not Mr. Joe Crombie of the Ohio Department of Health (ODH) ha received a copy of this report. As of this date, a response has not been received. Please confirm whether or not a hard copy of the report was sent to Mr. Crombies attention. Again, the ODH is the lead regulatory agency for Ohio on this project.	
2/12-8-04	Ohio EPA Eileen Mohr (EM)	As previously mentioned, the issue of potential groundwater contamination has not been addressed and resolved. (Page 6, Section 2.0).	
3/12-8-04	Ohio EPA Eileen Mohr (EM)	Please clarify why no confirmation samples were collected in the area where it was suspected that cardboard drums were buried. (Page 8, third paragraph, Section 3.0).	
4 /12-8-04	Ohio EPA Eileen Mohr (EM)	Please clarify whether or not the correct text is found under header 5.2.2 (equipment and tools) on pages 13-14.	
5/12-8-04	Ohio EPA Eileen Mohr (EM)	On figure 2 there appears to be two survey units #2. Please clarify.	
6/12-8-04	Ohio EPA Eileen Mohr (EM)	On Figure 3 (Page 19), please use different colors to differentiate the class 1 from the class 2 grids.	
7/12-8-04	Ohio EPA Eileen Mohr (EM)	On Figures 4-7, please use different colors to denote the areas requiring remediation. The selected symbols blend too much together. Also, the meaning of the small round dot should be explained.	
8/12-8-04	Ohio EPA Eileen Mohr (EM)	On Figures 8-11, please use different colors to the symbols marking the sample location points, the random start points, and the remediation control sample points. Also, please provide information as to how sample locations were selected and add a footnote to the figure.	
9/12-8-04	Ohio EPA Eileen Mohr (EM)	The text on page 28 (Section 5.7.2) indicates that the analytical result for sample SU3-rcs-7 was above the DCGL. Provide additional information as to what potential impact this has on the remediation.	
10/12-8-04	Ohio EPA Eileen Mohr (EM)	On Figure 12, please use different colors to denote the random start point and the sample locations.	
11/12-8-04	Ohio EPA Eileen Mohr (EM)	Was page 39 intentionally left blank?	
12/12-8-04	Ohio EPA Eileen Mohr	On Figures 13-17, please use different colors to denote random start point and the sample locations.	

	(EM)		
13/12-8-04	Ohio EPA Eileen Mohr (EM)	On page 47 (Figure 18),please clarify what is meant by "Series 1".	
14/12-8-04	Ohio EPA Eileen Mohr (EM)	On pages 48 (Figure 19) and page 52 (Figure 23) ,please clarify what is meant by "# 95337".	
15/12-8-04	Ohio EPA Eileen Mohr (EM)	On pages 49 (Figure 20), 50 (Figure 21), and 51 (figure 22) please clarify what is meant by "# 134743".	
16/12-8-04	Ohio EPA Eileen Mohr (EM)	Section 7.4 (data management) is missing from the report. Please provide this section in the revised text.	
17/12-8-04	Ohio EPA Eileen Mohr (EM)	Section 8.0 (conclusions) is missing from the report. Please provide this section in the revised text.	
18/12-8-04	Ohio EPA Eileen Mohr (EM)	Appendix G. There are several chain of custody (COC) forms that are missing pages.	
19/12-8-04	Ohio EPA Eileen Mohr (EM)	Appendix G. There are numerous instances where the proper protocol for making changes was not followed (specifically, one line strikeout with initials)	
20/12-8-04	Ohio EPA Eileen Mohr (EM)	Appendix G. Several sample receipt forms indicate that the lids were missing from sample jars or cracked, that mud was present on the outside of the containers, that it was difficult to determine whether or not there was any cross-contamination from samples, etc. The case narratives then go on to declare that "no problems were encountered with the client samples". It is unclear as to how this declaration could have been made. Additionally, it is unclear as to whether or not this had any impact upon the project.	

Irving Venger

From: Irving Venger [irving.b.venger@us.army.mil]
Sent: Thursday, December 15, 2005 10:58 AM
To: Dan Spicuzza (E-mail)
Cc: Eileen Mohr (E-mail); Irving Venger (E-mail)
Subject: Replacement Pages for final Monazite Report

Hi Dan; and Merry Christmas..

We are preparing to dress up the old monazite area and bring in dirt to backfill. As a result of discussions, EPA was concerned that all of the final documents were up to date; particularly four pages that were the final update on Feb 2,05.

Our final report still has these pages (#21, 24, 37 & 38) dated October 26, 2004 and do not appear to be current. We hired a librarian to sort out files and in the big mess that ensued, we cannot locate my files from the project.

I am sure you sent the updated pages to me but I may not have placed them in the binder and now we can't find them.

Would you arrange for someone to print off a fresh set and mail them to me. Also, an electronic version may also be appropriate.

Thanks so much for the help and have a great holiday season.

Irv

Irving Venger

From: Irving Venger [irving.b.venger@us.army.mil]
Sent: Monday, December 19, 2005 9:55 AM
To: Radconpro@aol.com
Cc: Irving Venger (E-mail)
Subject: RE: Replacement Pages for final Monazite Report

Thank you! Now you will not be so happy with me...

Upon inserting these into the hard copy of the report, I find the report is revision 0 dated Oct 04. We never got the hard copy of the final final. Would you be so kind as to have the report body printed off (2 copies) and forwarded to us for insertion into the binder. We will also need cover sheet and spine for a 4-in binder.

We have the electronic copy on file in up to date version. I do assume the Jan 05 report has all changes and is FINAL!

Thanks.

-----Original Message-----
From: Radconpro@aol.com [mailto:Radconpro@aol.com]
Sent: Monday, December 19, 2005 12:45 AM
To: irving.b.venger@us.army.mil
Subject: Re: Replacement Pages for final Monazite Report

Here is a copy of the report itself.

Daniel M. Spicuzza
NWT Project Manager
Phone Work (415) 216-2732
Fax Work (415) 216-2743
Home PA (412) 824-2333
Cellular (412) 848-7022

New World Environmental Inc., d.b.a.
New World Technology *Bringing you the Technology of the New World*

This Email message is for the sole use of the intended recipient(s) and may contain confidential and privileged information. Any unauthorized review, use, disclosure or distribution is prohibited. If you are not the intended recipient, please contact the sender by reply Email and destroy all copies of the original message

From: Origin ID: (925)443-7967
Dan Bulilan
v World Technology
Commerce Way

Livermore, CA 94551

FedEx Express

CLS09140405/06

Ship Date: 23NOV04
Actual Wgt: 4 LB Dimmed: 12 X 12 X 6 IN
System#: 4423021/INET2000
Account#: S *********

REF: GA00563 / 1F

Delivery Address Bar Code

SHIP TO: (925)443-7967 BILL SENDER

Irv Venger
Ravenna AAP
D8451 State Route

Revenna, OH 44266

** 2DAY **

FRI
Deliver By:
26NOV04

TRK# 7903 4741 2281 FORM 0201

CLE A2

44266 -OH-US

TY CAKA

Shipping Label: Your shipment is complete

1. Use the 'Print' feature from your browser to send this page to your laser or inkjet printer.
2. Fold the printed page along the horizontal line.
3. Place label in shipping pouch and affix it to your shipment so that the barcode portion of the label can be read and scanned.

Warning: Use only the printed original label for shipping. Using a photocopy of this label for shipping purposes is fraudulent and could result in additional billing charges, along with the cancellation of your FedEx account number.

Use of this system constitutes your agreement to the service conditions in the current FedEx Service Guide, available on fedex.com. FedEx will not be responsible for any claim in excess of $100 per package, whether the result of loss, damage, delay, non-delivery, misdelivery, or misinformation, unless you declare a higher value, pay an additional charge, document your actual loss and file a timely claim. Limitations found in the current FedEx Service Guide apply. Your right to recover from FedEx for any loss, including intrinsic value of the package, loss of sales, income interest, profit, attorney's fees, costs, and other forms of damage whether direct, incidental, consequential, or special is limited to the greater of $100 or the authorized declared value. Recovery cannot exceed actual documented loss. Maximum for items of extraordinary value is $500, e.g. jewelry, precious metals, negotiable instruments and other items listed in our Service Guide. Written claims must be filed within strict time limits, see current FedEx Service Guide.

New World Environmental Inc., d.b.a.

New World Technology *Bringing you the Technology of the New World*

FINAL REPORT

RAVENNA ARMY AMMUNITION PLANT FORMER WEST TANK FARM AREA

MONAZITE SAND REMOVAL PROJECT Phase IV

Project No. USA 00-005

Revision 0
October 26, 2004

Prepared by:

New World Technology
448 Commerce Way
Livermore, CA 94551
(925) 443-7967

NEW WORLD TECHNOLOGY

FINAL REPORT

RAVENNA ARMY AMMUNITION PLANT
FORMER WEST TANK FARM AREA
MONAZITE SAND REMOVAL PROJECT
Phase IV

Project No. USA 00-005

Revision 0
October 26, 2004

Approval

Written by: Daniel M. Spicuzza Date: 10/26/2004
Dan Spicuzza
NWT Project Manager

Approved by: _____ Date: _____
Bill Haney
NWT Director of Field Operations

Approved by: _____ Date: _____
Regulatory Agency Representative

Approved by: _____ Date: _____
Joe Hart
AFSC Health Physicist

TABLE OF CONTENTS

Section **Page**

1.0 Executive Summary 6
2.0 Project Scope/Purpose 6
3.0 Background Information 6
3.1 Site Information 9
3.2 Site Conditions 10
3.3 Alara Considerations 10
4.0 Site Preparation 10
4.1 Radiation Work Permit (RWP) 10
4.2 Personnel Monitoring And Dosimetry 11
4.3 Bioassay Sampling 11
4.4 Surface Water Pumping Activities 11
5.0 Radiological Survey Overview 13
5.2 Derived Concentration Guideline Limits (DCGL'S) 13
5.2.1 Soil 13
5.2.2 Equipment And Tools 13
5.4 Gamma Scan Survey Action Level 15
5.5 Final Status Surveys 16
5.5.1 Survey Objectives 16
5.5.2 Survey Unit Classification 16
5.5.3 Systematic Sampling 19
5.5.4 Biased Sampling 20
5.5.5 Measurements Of Gamma Count Rate 20
5.5.6 Instruments 20
5.6 Remediation Of Elevated Areas Of Activity 21
5.6.1 Packaging Of The Waste Materials 21
5.6.2 Shipment And Disposal Of The Waste Materials 21
5.7 Remediation Control Surveys And Soil Sampling 24
5.7.1 Remediation Control Survey Objectives 24
5.7.2 Summary of Results 28
5.8 Equipment Release Surveys 29
5.9 Statistical Considerations 29
5.9.1 Null Hypothesis 29
5.9.2 Demonstration of Compliance 30
5.9.3 Scanning Minimal Detectable Count Rate, (MDCR) 30
5.9.4 Scan MDC for Land Areas 32
5.9.5 Calculation of Number of Samples To Be Collected From Survey Units 33
5.9.6 Determining Data Point for Small Areas of Elevated Activity 35
5.9.7 Confidence Levels 35
5.9.8 Statistical Wilcoxon Rank Sum Test 35
5.9.9 Reference Grids 36
5.10 Background Reference Areas 44
5.10.1 Soil 44
5.10.2 Railroad Tracks 45
6.0 Gamma Scan Survey And Soil Sample Analysis And Results 46
6.1 Class 1 Survey Units Gamma Scan Surveys 47
6.1.1 Railroad Track Survey Unit 47
6.1.2 Survey Unit #1 47
6.1.3 Survey Unit #2 48
6.1.4 Survey Unit #3 49
6.1.5 Survey Unit #4 50

6.1.6 Survey Unit #5 51
6.2 Soil Sampling And Analysis 52
6.2.1 Surface Soil Samples 52
6.2.2 Laboratory Analytical Protocols 53
6.3 Soil Sample Results 53
6.3.1 Railroad Track Survey Unit 53
6.3.2 Survey Unit #1 55
6.3.3 Survey Unit #2 57
6.3.4 Survey Unit #3 59
6.3.5 Survey Unit #4 61
6.3.6 Survey Unit #5 63
7.0 Quality Control and Quality Assurance 65
7.1 Survey QC 65
7.2 Instrumentation QC 65
7.3 Training and Certification of Staff 65
7.4 Data Management 66
8.0 Conclusion 66

List of Figures

Figure 1 West Tank Farm Location Map 9
Figure 2 Survey Unit Layout Diagram 17
Figure 3 Class 2 Survey Unit Map 18
Figure 4 Survey Unit #2 Elevated Areas of Activity Location Map 22
Figure 5 Survey Unit #3 Elevated Areas of Activity Location Map 23
Figure 6 Survey Unit #4 Elevated Areas of Activity Location Map 23
Figure 7 Survey Unit #5 Elevated Areas of Activity Location Map 24
Figure 8 Survey Unit #2 Remediation Control Sample Location Map 25
Figure 9 Survey Unit #3 Remediation Control Sample Location Map 26
Figure 10 Survey Unit #4 Remediation Control Sample Location Map 27
Figure 11 Survey Unit #5 Remediation Control Sample Location Map 28
Figure 12 Railroad Track Survey Unit Layout Diagram 38
Figure 13 Survey Unit #1 Layout Diagram 40
Figure 14 Survey Unit #2 Layout Diagram 41
Figure 15 Survey Unit #3 Layout Diagram 42
Figure 16 Survey Unit #4 Layout Diagram 43
Figure 17 Survey Unit #5 Layout Diagram 44
Figure 18 Railroad Track Survey Unit Gamma Scan Survey Results 47
Figure 19 Survey Unit #1 Gamma Scan Survey Results 48
Figure 20 Survey Unit #2 Gamma Scan Survey Results 49
Figure 21 Survey Unit #3 Gamma Scan Survey Results 50
Figure 22 Survey Unit #4 Gamma Scan Survey Results 51
Figure 23 Survey Unit #5 Gamma Scan Survey Results 52

List of Tables

Table 1 Data Quality Objectives 15
Table 2 Remediation Control Sample Summary Table 29
Table 3 Statistical Comparisons With The DCGL 30
Table 4 Survey Unit Interval Table 37
Table 5 Background Reference Areas Soil Sample Summary 46
Table 6 Railroad Track Survey Unit Soil Sample WRS Table 54
Table 7 Survey Unit #1 Soil Sample WRS Table 56
Table 8 Survey Unit #2 Soil Sample WRS Table 58
Table 9 Survey Unit #3 Soil Sample WRS Table 60
Table 10 Survey Unit #4 Soil Sample WRS Table 62
Table 11 Survey Unit #5 Soil Sample WRS Table 64

List of Appendices

Appendix A Radiation Work Permit
Appendix B Instrumentation Calibration Data
Appendix C Waste Shipment
Appendix D Equipment Release Surveys
Appendix E Bioassay Sample Data
Appendix F Gamma Scan Data
Appendix G Soil Sample Laboratory Data

Glossary of Acronyms, Abbreviations and Symbols

Ac-228	Actinium-228
AFSC	U.S. Army Field Support Command
AOC	Areas of concern
Bkg	background
Cal	calibration
cm	centimeter
cm^2	square centimeter
cpm	counts per minute
DAC	Derived Air Concentration
$DCGL_W$	Derived Concentration Guideline Limit
$DCGL_{EMC}$	Derived Concentration Guideline Limit Elevated Measurement Comparison
dpm	disintegrations per minute
dpm/ $100cm^2$	disintegrations per minute per 100 square centimeters
Eff	Efficiency
FOP	Field Operating Procedures
g	gram
Inst	Instrument
IAW	In Accordance with
IOC	U.S. Army Industrial Operations Command
JMC	U.S. Army Joint Munitions Command
LLD	Lower Level of Detection
MDA	Minimum Detectable Activity
MDC	Minimum Detectable Concentration
mCi	Millicurie
mm	Millimeter
NIST	National Institute of Standards and Technology
NRC	Nuclear Regulatory Commission
NUREG	Nuclear Regulatory Guide
NWT	New World Technology
ODH	Ohio Department of Health
OHEPA	Ohio EPA
pCi	picocurie
ppm	parts per million
RVAAP	Ravenna Army Ammunition Plant
RPO	Radiation Protection Officer
S/N	serial number
SOP	standing operating procedure
TCLP	Toxicity Characteristic Leaching Procedure
TEDE	Total Effective Dose Equivalent
Th-232	Thorium-232
Th nat	Thorium 232 and daughters
U-238	Uranium 238
USACOE	United States Army Corps of Engineers
μ/hr	microroentgen per hour
μCi	micro curies
WRS	Wilcoxon Rank Sum Test

1.0 EXECUTIVE SUMMARY

New World Technology (NWT) was contracted by the U.S. Army Field Support Command (AFSC) to perform remediation of small areas of elevated activity by packaging and disposing of soil contaminated with monazite sand, and performing a Radiological Final Status Survey at the former west tank farm area of the Ravenna Army Ammunition Plant (RVAAP), Ravenna, Ohio. The work was performed in July and August of 2004. The sand had been stored as a part of the strategic stockpile plan under the Defense Logistic Agency (DLA), formerly known as the General Services Administration (GSA). The monazite sand was removed in the mid 1970's and the license for possession (from the Atomic Energy Commission) was terminated at that time. The results of the final status survey and sampling effort indicate that the area meets the release criteria (4.0 pCi/g of Th^{232}) for unrestricted use.

2.0 PROJECT SCOPE/PURPOSE

The purpose of the project is to obtain release for unrestricted use(from radiological constituents only) the affected area of the former West Tank Farm area located at RVAAP. This final report describes the remediation, and the final status surveys and sampling that was performed.

3.0 BACKGROUND INFORMATION

The Ravenna Army Ammunition Plant (RVAAP) is located in northeastern Ohio spanning areas of both Trumbull and Portage counties. The facility was a Department of Defense (DOD) facility for the loading, assembling, packing, and storage of ammunition and explosives. The plant began operations in 1940 and ended during the 1970s. Portions of the installation are being re-utilized by the Ohio National Guard as a training facility.

The General Services Administration (GSA) used a portion of the facility for storage of strategic materials. Among the materials stored at the facility were monazite sand (thorium ore) totaling approximately 3 million pounds. The sand contains measurable quantities of natural thorium (Th-nat). The Atomic Energy Commission license was terminated in the mid 1970s following shipment of the materials out of the country.

The monazite storage area is in a remote section of RVAAP. There are no physical barriers (i.e. fencing) protecting the area from potential access. The AOC presents no immediate hazard to facility personnel or the environment due to the fact that the areas of contamination are small in size and low in activity levels.

The monazite AOC consists of approximately 4,400 m^2 area between and along two former railroad lines in the west tank farm area of the RVAAP. The General Services Administration (GSA) owned Monazite ore and leased two tanks from RVAAP to store the ore from the late 1950's to 1974. The two storage tanks (tanks 1303 and 1305) were used to store approximately 3,023,553 pounds of monazite ore. The ore contained less than 10-percent natural Thorium. The data on the license application indicates 170,000-pounds of Thorium or approximately 6-percent of the total weight.

The ore was removed and shipped to Holland under an AEC licensed action under export license STE-8179. The historical documentation of this transaction consists of an AEC license application and a few letters from GSA. It is unclear if the license number STE-8179 is an AEC number. GSA's policy of destroying records seven years after transactions has limited the available records.

Monazite ore was stored only at RVAAP. Monazite is a very insoluble and stable crystal structure and does not degrade in typical environmental conditions. Thorium is not very mobile in the environment and is normally only distributed by physical means.

GSA contracted with Health Physics Associates Ltd. to decontaminate the tanks and surrounding area in May 1975. The tanks were declared excess in January 1976 and demolished some time later. During the survey of the decontaminated tanks, contamination of the soil was found east of tank 1303. The top few inches of soil were to be removed, and drummed for disposal. A letter from GSA to the Commander of RVAAP, dated 7 January 1976, states that this was completed and the drummed material was shipped to the Maxey Flats burial site in Kentucky.

The Ohio Department of Health requested that, as part of the radiological survey of other areas of RVAAP, that the U.S. Army Corps of Engineers (USACOE) scan the former monazite storage area. This was done as part of a scoping survey in April 1998. During this survey it was determined that exposure levels in excess of 40 times background were present in several areas and the exposure rate across the area was greater than background for the RVAAP. The surface scan conducted by Health Physics Associates in 1975 identified elevated exposure readings in some of the same areas as found in this survey. The scoping survey performed by the USACOE (No. CESWT-SO-R2-05-98) formed the basis for the planned activities covered under NWT's original remediation effort.

Several decontamination and survey efforts were conducted from the mid 1970s to 2001, with the most recent being a remediation effort and Final Status Survey performed by NWT in July/August of 2004.

NWT was contracted by the U.S. Army, Industrial Operations Munitions Command (presently Army Field Support Command) to remove and dispose of soil contaminated with monazite sand in December of 1999.

The contract work plan required removal and disposal of approximately 245 cubic yards of materials followed by a final status survey to provide data for unrestricted (radiological constituents only) reuse of the area. During the removal effort it was discovered that a significant amount of monazite sand remained and that the site could not be released for unrestricted use until further remediation was performed.

New World Technology (NWT) was then contracted by the U.S. Army, Operations Support Command (OSC) to perform a characterization survey and sampling effort to determine the quantity of material that remained on site that required disposal. This survey was performed in May of 2000.

It was determined that an additional 1,150 cubic yards of contaminated soil required removal to a depth not to exceed one-foot.

NWT mobilized on site in late April of 2001 to remediate the additional 1,150 cubic yards of contaminated soil. During the loading of the 1,150 cubic yards of contaminated soil NWT discovered on or about 8 May 2001 that contamination was present in depths beyond one-foot below grade (down to approximately three-feet below grade) in various areas of the site not previously identified as having depth contamination. The majority of the drainage trench along the east side of the site previously identified as having surface contamination is excavated to a depth of approximately three-feet below grade. Some of the areas (excluding the drainage trench) excavated to that depth had the remains of the roots of vegetation (most likely trees ~ 6" or more in diameter) previously growing on the site that seemed to have drawn the monazite sand into the clay layer of the soil.

NWT discovered approximately 10 areas of the site having depth contamination to approximately three-feet below grade. Approximately one-foot diameter dark (grayish, black) circles were discovered in the clay layer of the soil. It is speculated that these circles were footprints of cardboard drums that may have been buried at the site but there was no indication of rust or metal that would be expected from a decayed metal drum. The soils around these areas were contaminated, with the most elevated radiation levels being the circles themselves. All of the areas discovered were remediated to below the DCGL and the soil was placed into the contaminated soil stockpile.

Although no confirmation samples were taken in these areas, scan surveys with a 2" by 2" NaI detector were performed in the excavated areas. The survey results indicated that the areas were remediated to below the DCGL of 4.0 pCi/g. In addition, soil samples were obtained from areas remediated and screened (qualitatively) on site in a lower background area with a 3" by 3" NaI detector coupled to a data logger. The results of the screenings indicated that the areas were below the DCGL and that no further remediation was required.

The contaminated soil stockpile was covered with plastic sheeting and had a silt screen installed to prevent erosion.

Based on the size of the contaminated soil stockpile the estimated remaining volume of contaminated soils was approximately 790 cubic yards.

NWT then removed the 790 cubic yards of contaminated soil (Phase 3-1) in September of 2001 and performed a Final Status Survey.

Based upon soil sample results (received after site demobilization) and gamma scan surveys, it was revealed that there were small elevated areas of activity remaining on the site that would require remediation.

NWT mobilized on site on to perform remediation of the elevated areas of activity on July 28th of 2003.

An additional 45 cubic feet of contaminated soil was removed during that effort. Post remediation surveys and soil sampling were performed following the removal effort. The results of the post removal soil samples indicated all areas were remediated to below the $DCGL_W$ with the exception of one area (~ 1 m^2 in size) which was 9.3 pCi/g.

NWT mobilized on site on July 26th of 2004 to perform a 100 % gamma scan survey, remediate areas of elevated activity found during the gamma scan survey, package and dispose of the contaminated soils, and perform a Radiological Final Status Survey at the former west tank farm area. The work was completed on August 13, 2004. The work was performed under oversight of a representative of the Nuclear Regulatory Commission Region III office.

3.1 SITE INFORMATION

The west tank farm is located on the property of the Ravenna Army Ammunition Plant located in Ravenna, Ohio. Figure 1 shows the location of the West Tank Farm at RVAAP.

Figure 1 West Tank Farm Location Map

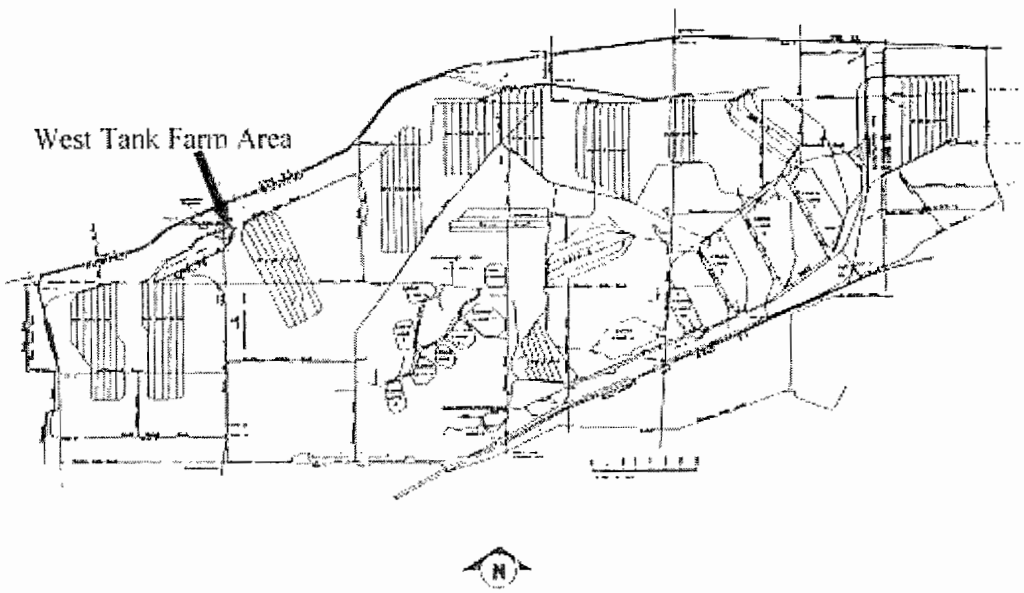

3.2 SITE CONDITIONS

NWT has removed approximately 2,100 cubic yards of soil. During previous removals, approximately one-foot of contaminated soil was removed from the main area of the site between the abandoned railroad track bed along the eastern perimeter of the AOC and the former location of storage tanks along the western perimeter of the AOC. Approximately three feet of contaminated soil was removed at various locations in the drainage ditch that is located along the eastern perimeter of the AOC.

3.3 ALARA CONSIDERATIONS

Dose rates, and the total amount of radioactive materials at the site, indicated that direct exposure to radiation was of minor consequence during work activities. Measurements of radiation exposure show maximum dose rates were below 20 uR/hr at 1 meter from the ground surfaces. Personnel exposures were not anticipated to exceed 5 millirem TEDE.

The principle method of exposure would be the inhalation of radioactive materials. The potential for inhalation was considered to be minimal based on the amounts of radioactive materials present and the methods used for the removal of the contaminated soils.

4.0 SITE PREPARATION

4.1 RADIATION WORK PERMIT (RWP)

A Radiation Work Permit (RWP) was prepared which specified the activities to be performed and all radiological safety requirements for the work. All personnel assigned to site work were required to read and sign the RWP, acknowledging that they understood the requirements prior to beginning work.

The RWP was used as an information document for industrial safety. Hazards other than radiological were included in the RWP so proper protection was taken for all known or suspected hazards. The RWP clearly specified the need for a briefing on the radiological conditions present in the work environment.

The RWP listed the tasks and specific levels of protection for each worker covered by the RWP. The RWP also detailed the dosimetry requirements, the protective clothing requirements, and the expected radiation and contamination levels to be encountered during the field survey activity.

A copy of the RWP is presented in Appendix A of this report.

4.2 PERSONNEL MONITORING AND DOSIMETRY

New World Technology administrative policies require the use of external dosimetry on any field project that has the potential for exposure to radioactive material. The Project Manager (PM) (or its designee) was responsible for ensuring that all NWT personnel assigned to perform the survey were monitored for exposure to ionizing radiation. Each individual working at the site wore the dosimetry devices specified in the RWP. Monitoring devices consisted of a thermoluminescent dosimeter (TLD) or film badge. A Badge Issue Log was used to document monitoring devices issued to personnel.

4.3 BIOASSAY SAMPLING

Bioassay samples (urine) were collected from NWT personnel at the end of the project to verify that no exposure to radioactive materials had occurred. The samples were sent to NWT's laboratory in Livermore, CA for liquid scintillation analysis.

The results of the samples indicated that no internal exposure to radioactive material had occurred during the course of the project.

The laboratory results of the samples are presented in this report in Appendix E.

4.4 SURFACE WATER PUMPING ACTIVITIES

Five one-liter water samples were collected to evaluate thorium from each discrete free-standing water location requiring pumping and composited into a 5-liter sample prior to mobilization on July 1st. A volume of 1-liter was then extracted from the 5-liter composite, after thorough mixing and sent to Paragon Analytics of Fort Collins, CO for analysis of elemental thorium concentration using ICP Mass Spec (Inductively coupled plasma – mass spectrometry). The results of the analysis was obtained prior to mobilization efforts for the final status survey. A sample of surface water was also collected from a marshy area along North Line Road about one-half mile from the AOC to serve as a background reference point. The results were compared to the U.S. Nuclear Regulatory Commission limits for release of thorium (Th-232) in liquid effluents from licensed facilities (3.0 E-8 μCi/ml).

All of the samples results were below 3.0 E-8 μCi/ml. The free standing water was then pumped from the areas in accordance with Section 4.4 of the Revised Final Status Survey Plan, Ravenna Army Ammunition Plant, Former West Tank Farm Area Monazite Sand Removal Project, Phase IV, USA-00-005, Revision 5, April 9, 2004."

The following is an outline of the steps taken to pump the surface water:

- The water was pumped and discharged within a grassy area in the AOC. The discharge rate was controlled to prevent ponding, channeling, and runoff. No water was discharged into ditches, creeks, streams, etc., (i.e. waters of the state of Ohio). The end of the discharge hose/device contained a filter to trap any potential sediments.
- The pump suction was placed as close to the surface as possible to avoid disturbing and entraining the underlying mud/soil.
- After the water was removed the soil surface dried through evaporation within a few days.

The following tasks were performed immediately following mobilization for the Final Status Survey effort:

- pump-down areas of standing water
- monitoring pumped areas to identify if follow-up pumping was needed

Control of pump suction and discharge was achieved by:

- maintaining the suction intake at the surface by placing it on a floatation device
- installing a 10 micron filter sock on the intake hose
- installing a 10 micron filter on the discharge hose/device
- controlling the flow of water to prevent ponding, channeling , and runoff
- observation of pump operation – and pump shutoff if control of the suction was compromised

These controls prevented entrainment of sediment into the water discharged from the areas being pumped and soil erosion due to the impingement of the discharged water.

5.0 RADIOLOGICAL SURVEY OVERVIEW

This section describes the overall approach to performing the remediation control surveys and sampling, including radiation detection methods used, survey design, statistical considerations, and determining whether the site meets the remediation goal. Subsequent sections describe the detailed instrument performance characteristics and survey operations.

5.1 DETECTION METHODS

Gamma detector response rate measurements and soil sampling and analysis were used during the radiological surveys. Field survey methodology, techniques, and terminology conformed to the Federal guidance document MARSSIM (Revision 1, August 2000). Section 5 provides specific details as to how the surveys were performed.

5.2 DERIVED CONCENTRATION GUIDELINE LIMITS (DCGL'S)

The DCGL's established for the site are:

5.2.1 Soil

The Ohio Department of Health (ODH) and Nuclear Regulatory Commission (NRC) approved 4 pCi/g of Th^{232}. as the DCGL for release of the site.

The DCGL was derived by New World Technology using the resident farmer scenario and site-specific parameters, along with the appropriate dose and conversion factors. These scenarios, parameters, and factors were then inputted into the RESRAD Modeling Code Version 6.21 which provided the site specific $DCGL_W$.

The DCGL complies with the NRC dose-based release criteria of 25-mrem/yr total effective dose equivalent (TEDE).

5.2.2 Equipment And Tools

a) 1,000 dpm/100 cm^2, averaged over 1 m^2
b) 3,000 dpm/100 cm^2, maximum.
c) 200 dpm/100 cm^2 removable.

As defined in: "Guidelines for Decontamination of Facilities and Equipment Prior to Release for Unrestricted Use or Termination of Licenses for Byproduct, Source, or Special Nuclear Materials (NRC 1987), Office of Nuclear Material Safety and Safeguards (NMSS)."

5.3 DATA QUALITY OBJECTIVES (DQOs)

The objective of this final status radiological survey is to obtain data to demonstrate that the AOC meets the criteria for unrestricted release defined by contamination levels below the approved DCGLs. Gamma scan surveys and laboratory analysis of soil samples will be used to meet this objective.

A summary of the Data Quality Objectives (DQO) process is given in Table 1.

The results of this process include:

- Definition of hypothesis for testing achievement of DCGLs
- Decision-error tolerance limits
- Parameters to implement the MARSSIM methodology for estimation of number of samples (LBGR, relative shift, etc)
- Estimates of variability of soil concentrations of Th-232 in the reference area and in the impacted areas
- Minimum detectable concentrations (MDCs) for the soil sample analytical method

These items are discussed in the following sections. Regarding the last bullet, the qualified vendor laboratory will be able to, *a priori*, achieve a Minimum Detectable Activity (MDA) of less than
or equal to 1.0 pCi/g. This level of activity represents less than 25% of the specified DCGL of 4.0 pCi/g.

Table 1 Data Quality Objectives

DQO STEP	DQO
State the Problem	Radioactive material storage may have resulted in the release of radioactive materials to soils in the AOC.
Identify the Decision	Does the residual radioactivity in the survey units exceed the release criteria?
Identify Inputs to Decision	Confirmation that radionuclides were used. Types of radionuclides that are present at the facility. Physical characteristics of the survey areas. Physical and chemical form of radioactive material (is it dispersible?). Area classification (1, 2, or 3). Surface release criterion (DCGL). Residual radioactivity levels in suspect areas and background survey unit. Quantitative data from survey units.
Define the Boundaries of the Study	The AOC (~10,000 m^2) at the West Tank Farm area. Figure 2 of this report identifies the area.
Develop a Decision Rule	Determine if results of analytical measurements exceed the release criteria (DCGL). The null hypothesis is that individual survey units exceed the average concentration in the reference area by 4.0 pCi/g. The type I and Type II decision error probabilities are set at 0.05. The Wilcoxon Rank Sum Test was used to compare survey unit data to the background reference area data.
Specify Limits on Decision	For Th-232 the DCGL is set at 4.0 pCi/g.
Optimize Design	Described in the sections below.

5.4 GAMMA SCAN SURVEY ACTION LEVEL

The Action Level for the gamma scan survey was 16,000 CPM gamma based upon past gamma scan surveys at the site and soil sampling data.

5.5 FINAL STATUS SURVEYS

5.5.1 Survey Objectives

The final status radiological survey was used to develop data to support a recommendation for unrestricted release (from a radiological constituents only aspect) of the areas and document the final radiological status of the monazite sand site at RVAAP.

Thorium levels in the soil are required to meet a clean-up goal ($DCGL_W$) of 4.0 pCi/g. In meeting this limit, the survey was designed to limit Type I and Type II errors to 5%. That is, survey units exceeding the $DCGL_W$ will be missed with less than 5% probability,

and survey units meeting the $DCGL_W$ will be rejected as too high with less than 5% probability.

By meeting the established $DCGL_W$, the site will meet the dose-based release criteria of 25-mrem/yr total effective dose equivalent (TEDE) as defined in 10 CFR Part 20.1402.

5.5.2 Survey Unit Classification

Class 1 areas are those areas that are known to contain, or are strongly suspected to contain , contamination due to historical activities. Areas that were previously decontaminated or remediated are Class 1 areas. All of the survey units at the West Tank Farm area were classified as Class 1 survey units.

This site was divided into six Class 1 survey units. These are presented in Figure 2.

In addition, a two-foot perimeter around the entire AOC was established as a Class 2 buffer area (Figure 3).

Figure 2 Survey Unit Layout Diagram

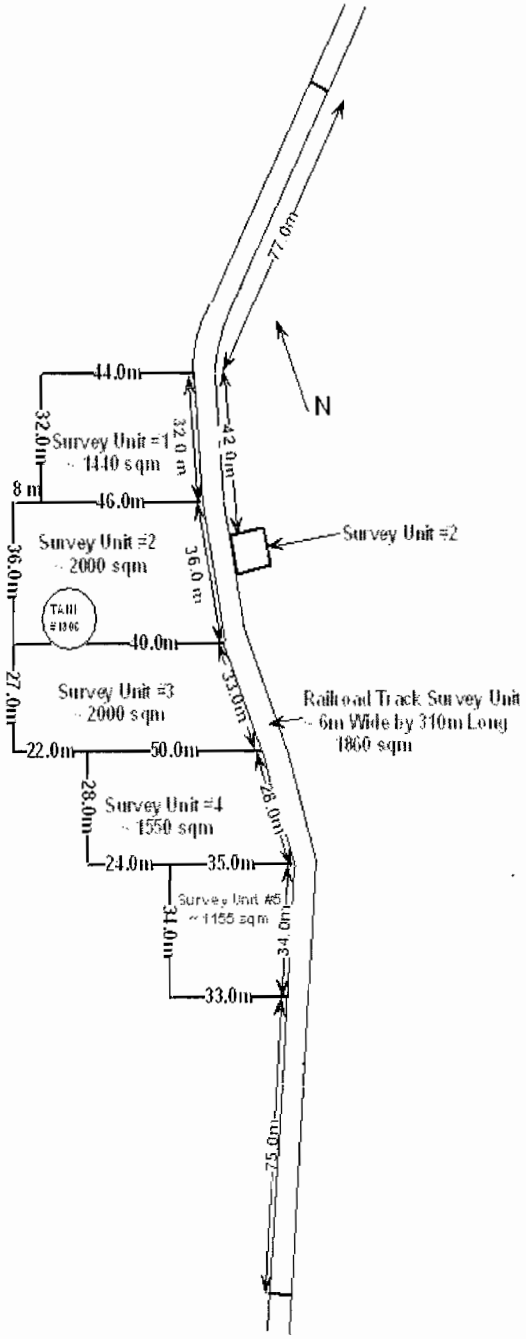

Drawing to Scale +/- 1 Meter

Figure 3 Class 2 Survey Unit Map

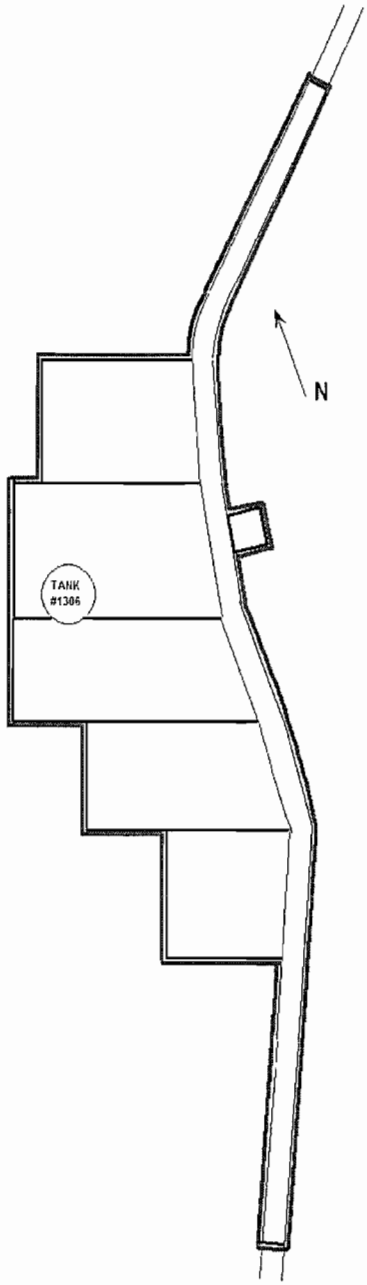

Drawing to Scale +/- 1 Meter

—— Denotes Class 2 Buffer

5.5.3 Systematic Sampling

It is important to randomly sample a site, so that each part of the site has an equal chance of being sampled. This type of sampling is called systematic.

Systematic sampling using a random start point was employed at the West Tank Farm Area. The gamma count rate surveys that were performed gave all areas of the site 100 % coverage.

5.5.4 Biased Sampling

Biased sampling was performed at areas that were remediated, following identification during the gamma scan survey that exceeded the action level defined in Section 5.4 of this report.

5.5.5 Measurements Of Gamma Count Rate

Prior to conducting any soil sampling, ground surfaces were 100 % gamma scan surveyed to identify the presence of elevated direct radiation that might indicate residual concentrations of monazite sand.

5.5.6 Instruments

Gamma count rate responses were used to determine whether specific areas exhibit activity levels that are above the site-specific background. Gross gamma count rates were measured using a 2" by 2" sodium iodide (NaI) gamma scintillation detector system (Ludlum Instruments Model 2350-1 Data Logger coupled to a Ludlum Instruments Model 44-10 NaI or the equivalent). This radiation detection system measures energies in the range of about 80 to 3,000 kilo electron Volt (keV). This energy range includes gamma rays emitted by Thorium-232 and its decay products.

Although the gamma scanning method planned for use during the remediation is not specific to Th-232, it can be used since Th-232 (and daughters) are the only nuclides known to be present above background levels. Thus, any increase in gamma count rate is attributed to them.

Scanning speeds were no greater than 0.5 m per second for gamma instruments. The detector was held within four inches of the surface being surveyed. The detector was moved back and forth in a serpentine pattern to ensure 100% coverage of the surface. Audible indicators were used to identify locations having elevated levels of direct radiation.

The data loggers were operated in rate-meter mode with a log frequency of four to six seconds. A count rate of 16,000 CPM was used as an action-level (see Section 5.4) for

investigation and the audible alarm on the data loggers was set at 16,000 CPM. When count rates above this level were observed, the location was marked with a surveyor's pin-flag. The marked locations were then subjected to a more detailed survey to evaluate the presence of elevated thorium activity and to delineate the areas requiring further remediation.

5.6 REMEDIATION OF ELEVATED AREAS OF ACTIVITY

Six areas in Survey Unit #2, seven areas in Survey Unit #3, two areas in Survey Unit #4, and four areas in Survey Unit #5 identified in Figure 4, Figure 5, Figure 6, and Figure 7 respectively required remediation. All of the areas of elevated activity were smaller than 2 m^2.

Empty 55-gallon drums were staged adjacent to the area to be remediated.

A backhoe and hand tools were used for soil removal. The contamination was limited to the uppermost six inches of soil

Once the top six inches was removed from the area, using the backhoe (and hand tools as necessary) the soil was placed into the 55-gallon drums.

A 100 % gamma scan survey was then performed of the areas remediated to to confirm the action level of 16,000 CPM gamma was met.

If any area(s) exceeded the action level an additional 4 inches of the soil was removed and the gamma scan survey repeated. These steps were repeated until the release criterion was met.

5.6.1 Packaging Of The Waste Materials

The soil was placed into 19 clean 55-gallon drums and labeled for transport. The drums lids were sealed after loading to protect the container contents from rain intrusion, and prevent leakage of the drums contents. The volume of materials requiring disposal was 142.5 cubic feet.

5.6.2 Shipment And Disposal Of The Waste Materials

The waste materials were shipped shortly after loading to, U.S. Ecology in Grandview, Idaho, an authorized disposal facility.

The waste was classified as "Soil, Non DOT Regulated".and the NWT broker (AFSC qualified) prepared all necessary Department of Transportation (DOT) and procedurally

required forms (Radioactive Shipment Record, Bill of Lading, etc.). The labeled 55-gallon drums were loaded onto a closed van truck for transport to the disposal facility. All DOT shipping and labeling requirements were met prior to release of the closed van truck from the site.

Copies of the shipping documents were provided to AFSC personnel and are presented in Appendix C.

R & R Trucking provided daily tracking updates about the location of the closed van used to transport the drums to U.S Ecology of Grandview Idaho. Once the material was received by the disposal facility, the appropriate documents were completed, returned to NWT and are presented in Appendix C.

Figure 4 Survey Unit #2 Elevated Areas of Activity Location Map

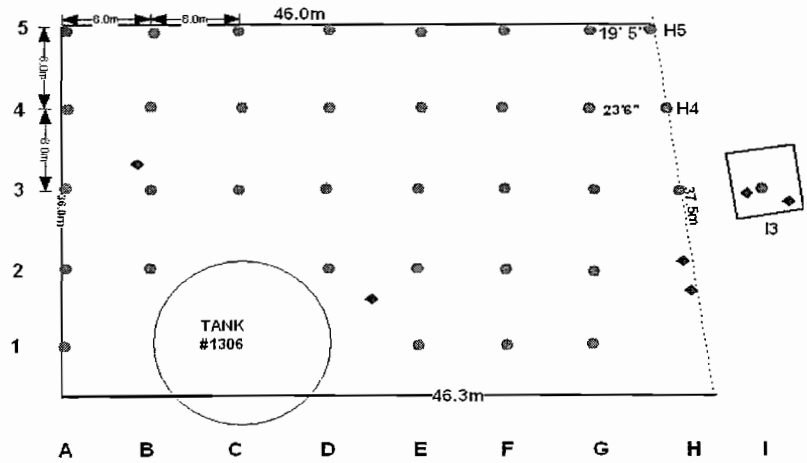

◆ - Denotes Area Requiring Remediation

Figure 5 Survey Unit #3 Elevated Areas of Activity Location Map

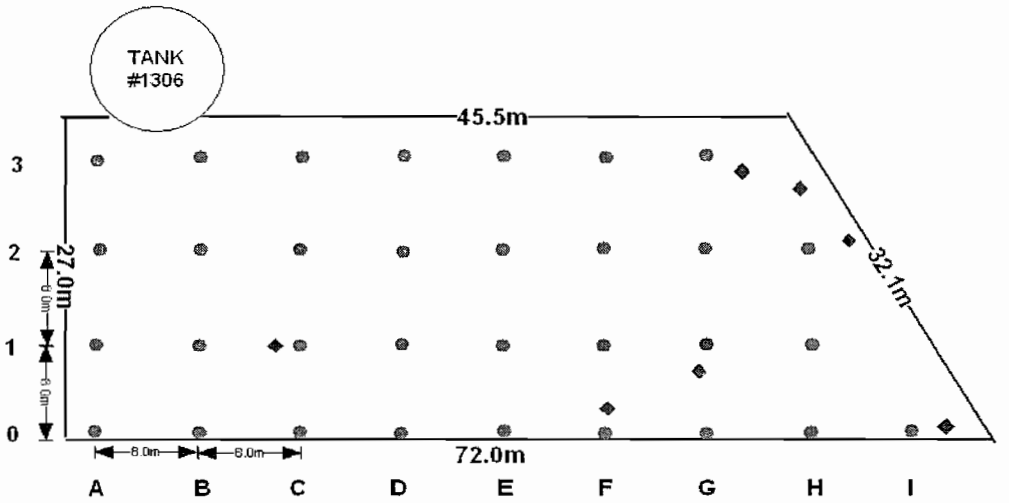

◆ - Denotes Area Requiring Remediation

Figure 6 Survey Unit #4 Elevated Areas of Activity Location Map

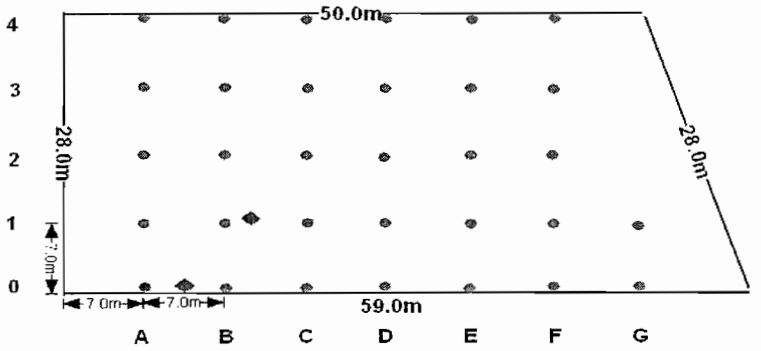

◆ - Denotes Area Requiring Remediation

Figure 7 Survey Unit #5 Elevated Areas of Activity Location Map

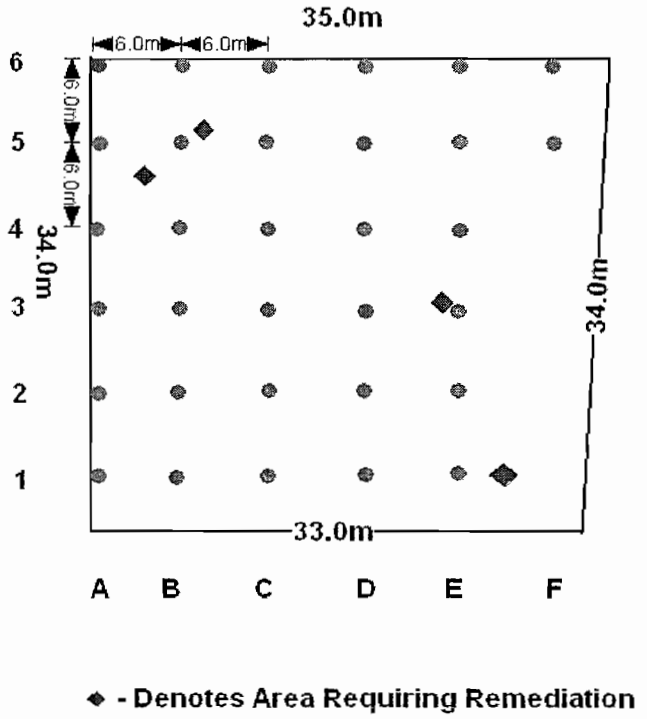

5.7 REMEDIATION CONTROL SURVEYS AND SOIL SAMPLING

5.7.1 Remediation Control Survey Objectives

The results of the remediation control surveys and sampling provide support data that the West Tank Farm area was prepared for a Final Status Survey.

The thorium level in the site's soil is required to meet a clean-up goal (DCGL) of 4.0 pCi/gram. The final status survey is designed to limit Type I and Type II errors to 5%. That is, survey units exceeding the DCGL will be missed with less than 5% probability, and survey units meeting the DCGL will be rejected as too high with less than 5% probability at a 95 % confidence level.

By achieving the established DCGL the site will meet the dose-based release criteria of 25-mrem/yr total effective dose equivalent (TEDE).

Figure 8, Figure 9, Figure 10, and Figure 11 show the location of the remediation control samples collected from Survey Unit #2, #3, #4, and #5 respectively.

Figure 8 Survey Unit #2 Remediation Control Sample Location Map

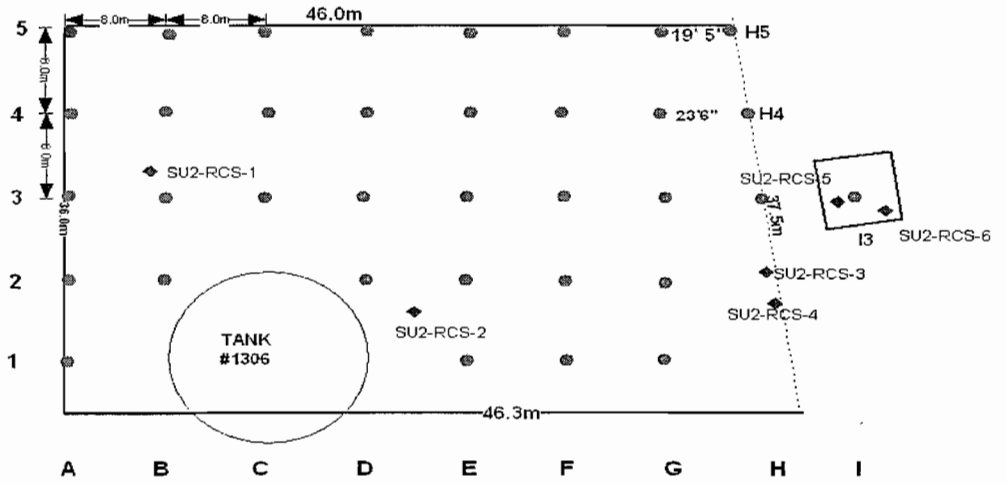

- Denotes Sample Location Point
- Denotes Random Start Point
- Denotes Remediation Control Sample Location Point

Figure 9 Survey Unit #3 Remediation Control Sample Location Map

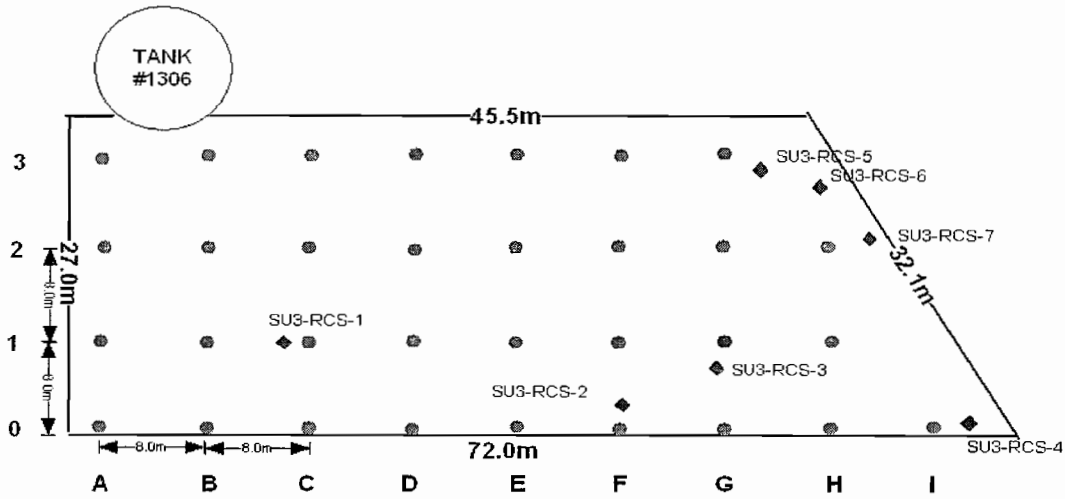

- Denotes Sample Location Point
- Denotes Random Start Point
- Denotes Remediation Control Sample Location Point

Figure 10 Survey Unit #4 Remediation Control Sample Location Map

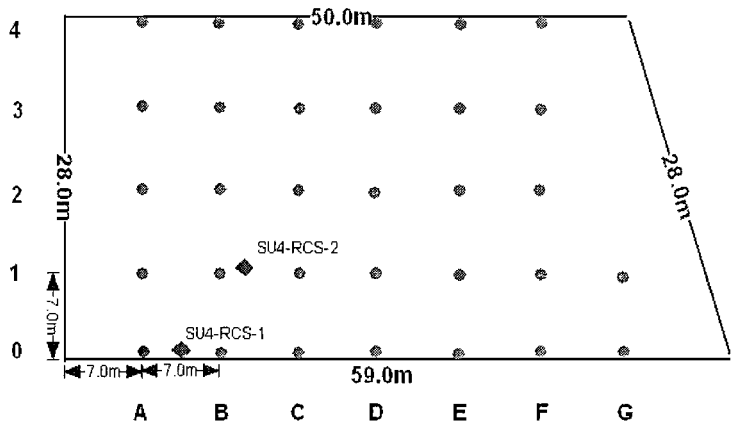

- Denotes Sample Location Point
- Denotes Random Start Point
- Denotes Remediation Control Sample Location Point

Figure 11 Survey Unit #5 Remediation Control Sample Location Map

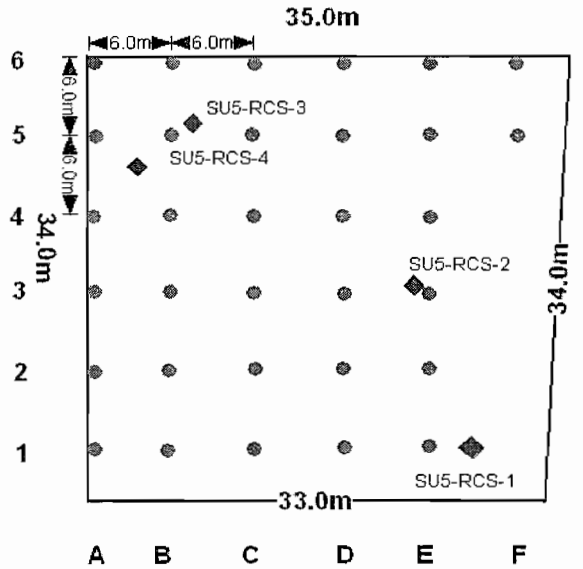

- Denotes Sample Location Point
- Denotes Random Start Point
- Denotes Remediation Control Sample Location Point

5.7.2 Summary of Results

All of the remediation control samples were below the DCGL of 4.0 pCi/g with the exception of sample SU3-RCS-7 that was 4.09 pCi/g. A summary of the results is presented in Table 2 below.

Table 2 Remediation Control Sample Summary Table

Sample ID#	Ac-228 Results in pCi/g	2 σ Uncertainty +/- pCi/g
SU5-RCS-3	0.62	0.26
SU5-RCS-4	1.55	0.41
SU2-RCS-1	3.11	0.48
SU2-RCS-2	0.34	0.29
SU2-RCS-3	2.42	0.50
SU2-RCS-4	2.86	0.57
SU2-RCS-5	1.48	0.42
SU2-RCS-6	1.77	0.42
SU5-RCS-1	2.39	0.46
SU5-RCS-2	0.51	0.28
SU3-RCS-1	0.46	0.32
SU3-RCS-2	0.82	0.29
SU3-RCS-3	0.78	0.25
SU3-RCS-4	0.35	0.40
SU3-RCS-5	0.90	0.21
SU3-RCS-6	1.84	0.42
SU3-RCS-7	4.09	0.73
SU4-RCS-1	3.88	0.34
SU4-RCS-2	3.76	0.42
Average:	**1.79**	
Maximum:	**4.09**	
Standard Deviation:	**1.27**	

5.8 EQUIPMENT RELEASE SURVEYS

The equipment (trash pump, backhoe, forklift, etc.) used during the remediation and final status survey/sampling effort was surveyed to ensure it did not become contaminated with the radioactive sand using appropriate instrumentation. All of the equipment met the release criteria defined in Section 5.2.2 of this report. Copies of the release surveys of the equipment are presented in Appendix D.

5.9 STATISTICAL CONSIDERATIONS

5.9.1 Null Hypothesis

Using the MARSSIM methodology, the null hypothesis is stated as "the residual activity in the survey unit exceeds the release criteria" (Revision 1, August 2000). Thus, in order to pass the survey unit (that is, release the area), the null hypothesis must be rejected. If

necessary, the Wilcoxon rank-sum test was used on the soil data to test the null hypothesis.

5.9.2 Demonstration of Compliance

When determining compliance with remediation goals, one measurement does not determine compliance. The entire site is examined using statistical data for performing three compliance tests that are listed in Table 3, and summarized as:

- Compare the largest site measurement to the smallest background measurement.
- Compare the average site measurement to the average background measurement.
- Use the Wilcoxon rank sum test (MARSSIM, Revision 1, August 2000) to determine if the site data (less background) exceed the DCGL.

Table 3 Statistical Comparisons With The DCGL

Survey Result	Conclusion
Difference between the largest survey measurement and the smallest background reference area measurement is less than the surface contamination release limits.	Site meets release criterion.
Difference of survey unit and background reference area average is greater than the surface contamination release limits.	Site does not meet release criterion.
Difference between any survey unit measurement and any background reference area measurement greater than the surface contamination release limits and the difference of survey unit average and background reference area average is less than the surface contamination release limits.	Site meets release criterion if Wilcoxon Rank Sum Test rejects the hypothesis that the survey unit exceeds the release criterion.

5.9.3 Scanning Minimal Detectable Count Rate, (MDCR)

The minimum detectable number of net source counts in the interval is given by S_i. Therefore, for an ideal observer, the number of source counts required for a specified level of performance can be determined by multiplying the square root of the number of background counts (determined to be ~ 11,000 cpm) by the detectability value (d') associated with the desired performance (Type I (α) false positive decision error of 5%, and Type II (β) false negative decision error of 5%). The detectability value (d') for a Type I decision error of 5% and a Type II decision error of 5% is obtained from Table 6.5 of MARRSSIM. The scan time interval is two seconds.

$$S_i = d'\sqrt{b_i}$$

Where:

d' = index of sensitivity (α and β error)

b_i = number of background counts in scan time interval

d' = 3.28

b_i = $11{,}000x(2/60)$

b_i = 367 counts

Therefore:

S_i = $3.28\sqrt{367}$

S_i = 63

The MDCR is then calculated using the formula below:

$$\text{MDCR} = S_i x(60/i)$$

Where:

i = scan time interval

Therefore:

$$\text{MDCR} = 63x(60/2)$$

$$\text{MDCR} = 1890 \text{ cpm}$$

The $\text{MDCR}_{\text{surveyor}}$ may then be calculated assuming a surveyor efficiency (p) of 0.5 as follows:

$$MDCR_{surveyor} = 1890/\sqrt{0.5}$$

$$MDCR_{surveyor} = 2673 \text{ cpm}$$

Note: The surveyor efficiency is a factor that represents the probability of a count being recorded by the surveyor's decision process. The results of defined-interval confidence rating experiments indicate that this factor is no greater than 0.75. The monitoring (undefined interval) results, along with human factors literature, suggest that a value of 0.5 is more appropriate in estimating minimum levels detectable in the field.

For example, the determined background count rate at the RVAAP West Tank Farm Area is approximately 11,000 cpm. The instrumentation uses a two second scan interval.

Using an index of sensitivity of 3.28 (95% true positive rate and 5% false positive rate); the $MDCR_{surveyor}$ is 2,673 cpm (or 13,673 cpm-gross).

5.9.4 Scan MDC for Land Areas

In addition to the MDCR and detector characteristics, the scan MDC (in pCi/g) for land areas is based on the area of elevated activity, depth of contamination, and the radionuclide (*i.e.*, energy and yield of gamma emissions). If one assumes constant parameters for each of the above variables, with the exception of the specific radionuclide in question, the scan MDC may be reduced to a function of the radionuclide alone.

The minimum detectable exposure rate is calculated by dividing the count rate (2673 cpm) by the count rate to exposure rate ratio for the radionuclide of interest (830 cpm per μR/h). The minimum detectable exposure rate is determined for this detector and radionuclide. The manufacturer (Ludlum Measurements, Inc.) of the NaI(Tl) scintillation detector quotes a count rate to exposure rate ratio for Th-232 and it's daughters in equilibrium of
830 cpm per μR/h The minimum detectable exposure rate for this example is 3.0 μR/h.

Modeling (using Microshield ™ Version 5.05) was used to determine the net exposure rate produced by 4.0 pCi/g of Th-232 and it's daughters of contaminated soil.

The assumptions used in the modeling include :

The dose point of 2 inches above the soil was used.

The density of 1.6 g/cm^3 was used for soil.

The depth of the area of elevated activity was 15 cm.

The areal dimension of the cylindrical area of elevated activity was .25 m^2.

The corresponding minimum detectable exposure rate was then determined for a 2" by 2" NaI(Tl). The modeling code performed the appropriate calculations and determined an exposure rate of 5.5 μR/hr for Th-232 (which accounts for buildup).

A count rate due to the presence of Th-232 in soil at a concentration of 4.0 pCi/g can then be calculated by the following:

$$\frac{830 \text{ cpm}}{\mu\text{R/hr}} x\ 5.5\ \mu\text{R/hr} = 4565 \text{ cpm}$$

The radionuclide concentration of Th-232 (scan MDC) necessary to yield the minimum detectable exposure rate (3.0 μR/hr) may be calculated using the following formula.

$$\text{ScanMDC} = \frac{4.0 \text{ pCi/g } (3.0\ \mu\text{R/hr})}{5.5\ \mu\text{R/hr}} = 2.2 \text{ pCi/g}$$

5.9.5 Calculation of Number of Samples To Be Collected From Survey Units

An important factor in performing Wilcoxon Rank Sum Test is the number of samples taken. A minimum number must be taken. The minimum is calculated based on confidence limits, the general distribution of the contaminant at the site, the $DCGL_w$ and other factors.

The number of soil samples, to be obtained for the Wilcoxon Rank Sum Test is calculated using the following formula:

$$N = \frac{(Z_{1-\alpha} + Z_{1-\beta})^2}{3(P_r - 0.5)^2} \text{ x } 1.2$$

where,

N = number of samples (reference area and survey unit);

$Z_{1-\alpha}$ = percentile represented by selected value of $\alpha = 0.05$;

$Z_{1-\beta}$ = percentile represented by selected value of $\beta = 0.05$; and

P_r = the probability that a random measurement from the survey unit exceeds a random measurement from the background reference area by less than the $DCGL_w$ when the survey unit median is equal to the LBGR above background

1.2 = correction factor for additional 20% samples

The highest calculated standard deviation was 2.5 based on the results of soil samples obtained during the last Final Status Survey effort performed by NWT.

The initial step in determining the number of data points is to calculate the relative shift, $\Delta/\sigma = (DCGL-LBGR)/\sigma$, from the DCGL value, the lower bound of the gray region (LBGR), and the standard deviation of the contaminant in the survey unit, σ.

The lower bound of the gray region (LBGR) value was adjusted to 1.5 to result in a recommended relative shift of between 1 and 3.

The calculated value of the relative shift was 1.0.

The P_r was used to calculate the minimum number of data points necessary for the survey to meet the DQOs. The value of the relative shift calculated above was used to obtain the corresponding value of P_r from Table 5.1 in Chapter 5 of MARSSIM.

The value of P_r is 0.760217

The percentiles, $Z_{1-\alpha}$ and $Z_{1-\beta}$, represented by the selected decision error levels, α and ß, respectively are calculated from Table 5.2 in Chapter 5 of MARSSIM.

The value of the percentiles $Z_{1-\alpha}$ and $Z_{1-\beta}$ is 1.645.

Therefore:

$$64 = \frac{(1.645 + 1.645)^2}{3(0.760217 - 0.5)^2} \text{ x } 1.2$$

The calculated number of samples (for reference area and each survey unit) required to demonstrate compliance using the Wilcoxon Rank Sum Test is 32.

5.9.6 Determining Data Point for Small Areas of Elevated Activity

In addition to satisfaction of tests for comparison of survey unit sample means (medians) to DCGLs (see discussion of $DCGL_W$ and the Wilcoxon Rank Sum test in Sections 5.2 and 5.8.8), consideration is given to treatment of small areas of elevated activity. An evaluation was conducted to determine an appropriate value for $DCGL_{EMC}$, the guideline value applied to small areas of elevated activity. For this survey, the largest "un-sampled area" in a Class 1 survey unit is about 90 m^2 (see Section 5.8.9, Table 4). An Area Factor value of 1.9 for Th-232 corresponding to 90 m^2 is obtained from MARSSIM Table 5.6 (by interpolation). The $DCGL_{EMC}$ is then found to equal ~ 7.6 pCi/g Th-232 ($DCGL_{EMC}$ = Area Factor x DCGL, or 1.9 x 4.0 pCi/g). The $DCGL_{EMC}$ determines the scan sensitivity needed to ensure that potential areas of elevated activity (that could lie between sampled areas) would be detected. The $DCGL_{EMC}$ compares well to the scanning MDC estimated in Section 5.8.4 (2.2 pCi/g). Since the Area Factor is determined from actual sampling plans for the site, *a posteriori*, no additional samples are required to provide assurance that small areas of elevated activity are properly assessed.

5.9.7 Confidence Levels

The survey was designed to limit Type I and Type II errors to 5%. The Critical Value for the Wilcoxon Rank Sum Test was calculated from these probability values and from the number of samples/measurements taken for each survey unit.

5.9.8 Statistical Wilcoxon Rank Sum Test

The Wilcoxon Rank Sum test is used to compare two groups of data, to determine if there is a significant difference in the groups (see Section 5.8.7).

For this case, the $DCGL_W$ is added to each of background soil sample results that were obtained in the background reference area to obtain the adjusted reference area measurement Z_i.

The m adjusted reference sample measurements, Z_i, from the reference area and the n sample measurements, Y_i, from the survey unit are pooled and ranked in order of increasing size from 1 to N, where $N = m+n$. For this case N=64.

If several measurements are tied (*i.e.*, have the same value), they are all assigned the average rank of that group of tied measurements.

If there are *t* "less than" values, they are all given the average of the ranks from 1 to *t*.

Therefore, they are all assigned the rank t(t+1)/(2t) = (t+1)/2, which is the average of the first *t* integers. If there is more than one detection limit, all observations below the largest detection limit should be treated as "less than" values.

The ranks of the adjusted measurements from the background reference area are then summed, W_r.

Since the sum of the first N integers is N(N+1)/2, one can equivalently sum the ranks of the measurements from the survey unit, W_s, and compute $W_r = N(N+1)/2 - W_s$.

Compare W_r with the critical value given in Table I.4 found in Appendix I of MARSSIM for the appropriate values of n, m, and α. If W_r is greater than the critical value, the hypothesis that the survey unit exceeds the release criterion is rejected.

For the case of $n > 20$ and $m > 20$ the critical value is calculated using the following equation.

$$m(n+m+1)/2 + z\sqrt{nm(n+m+1)/12}$$

For this case n=32 m=32 and α=0.05.

If the test shows that the first group is larger than the second, then the $DCGL_W$ is not met.

5.9.9 Reference Grids

A reference coordinate system was laid out for each of the survey units. A square shaped grid system was used for the Final Status Surveys. The length, L, of a side of the square grid was determined by the total number of samples or measurements to be taken. The length of the square determined the distance between direct measurement/soil sample location points (NUREG-1505). The length or spacing of the grids was calculated for each of the survey units using the following equation:

$$L = \sqrt{\frac{A}{N}}$$

Where,

L = length of squares grids (m);

A = surface area of the survey unit (m^2); and

N = statistically calculated number of samples.

The length of the measurement/sampling intervals for each of the survey units is presented in Table 4 below.

Table 4 Survey Unit Interval Table

SURVEY UNIT #	SURVEY UNIT SIZE IN SQUARE METERS	SAMPLING INTERVAL IN METERS	NUMBER OF SOIL SAMPLES	CALCULATED CRITICAL VALUE
Railroad Tracks	1860	9.5	32	158
Survey Unit # 1	1440	6.5	36	1238
Survey Unit # 2	2000	8.0	35	1219
Survey Unit # 3	2000	8.0	32	1163
Survey Unit # 4	1550	7.0	32	1163
Survey Unit # 5	1155	6.0	32	1163

Figure 12, Figure 13, Figure 14, Figure 15, Figure 16, and Figure 17 present diagrams of the sampling pattern layout for each of the survey units.

Railroad Track Survey Unit

Figure 12 Railroad Track Survey Unit Layout Diagram

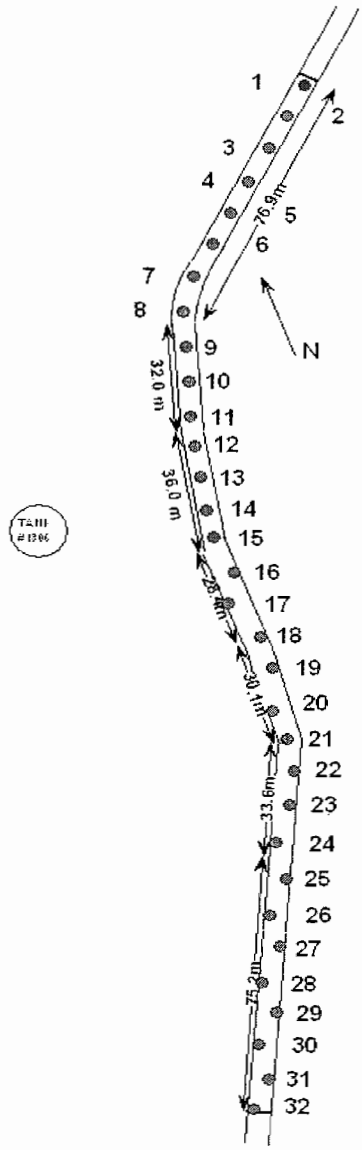

Drawing to Scale +/- 1 Meter

Spacing Between Sample Locations is 9.5 Meters (31 feet)

● Denotes Sample Location

● Denotes Random Start Point

Survey Unit #1

Figure 13 Survey Unit #1 Layout Diagram

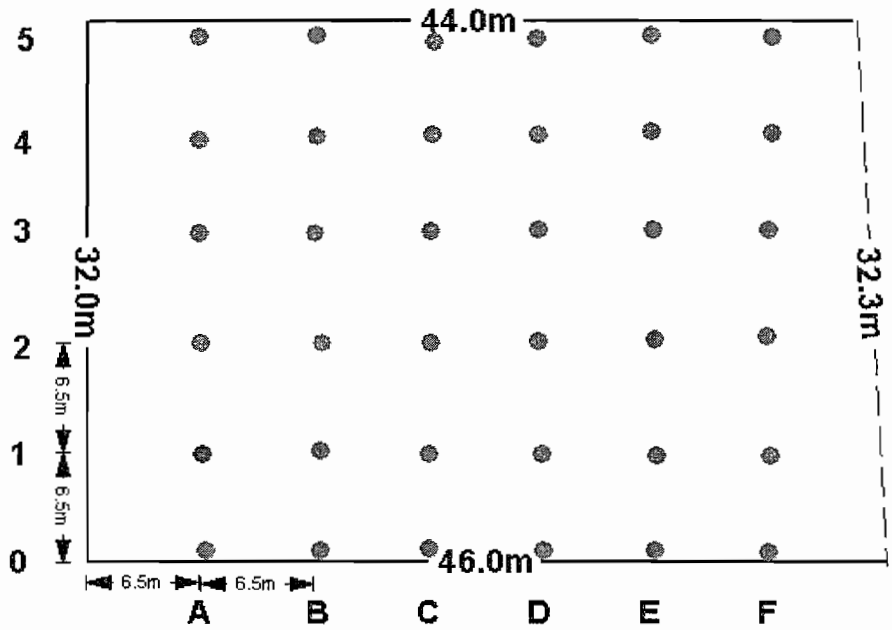

● - Denotes Sample Location Point

● - Denotes Random Start Point

Survey Unit #2

Figure 14 Survey Unit #2 Layout Diagram

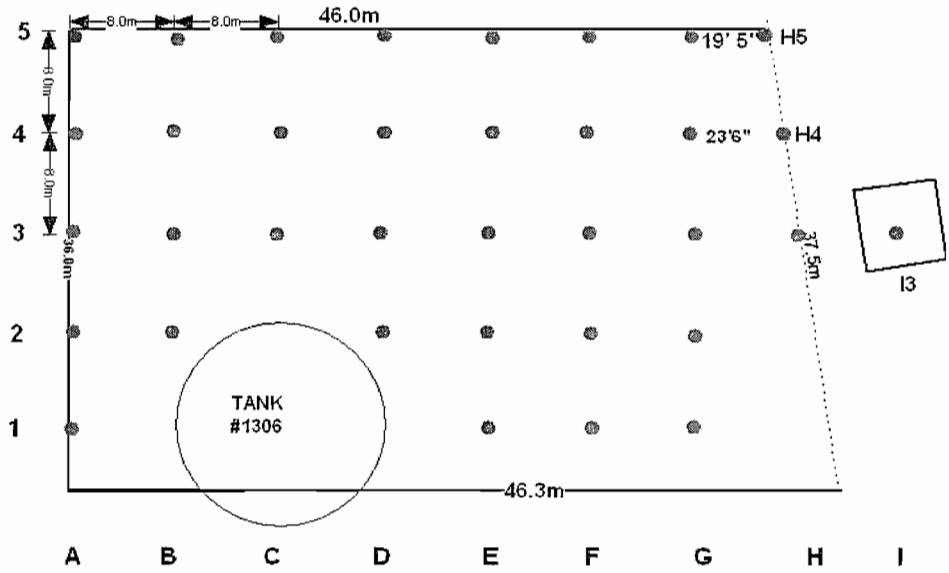

- Denotes Sample Location Point
- Denotes Random Start Point

Survey Unit #3

Figure 15 Survey Unit #3 Layout Diagram

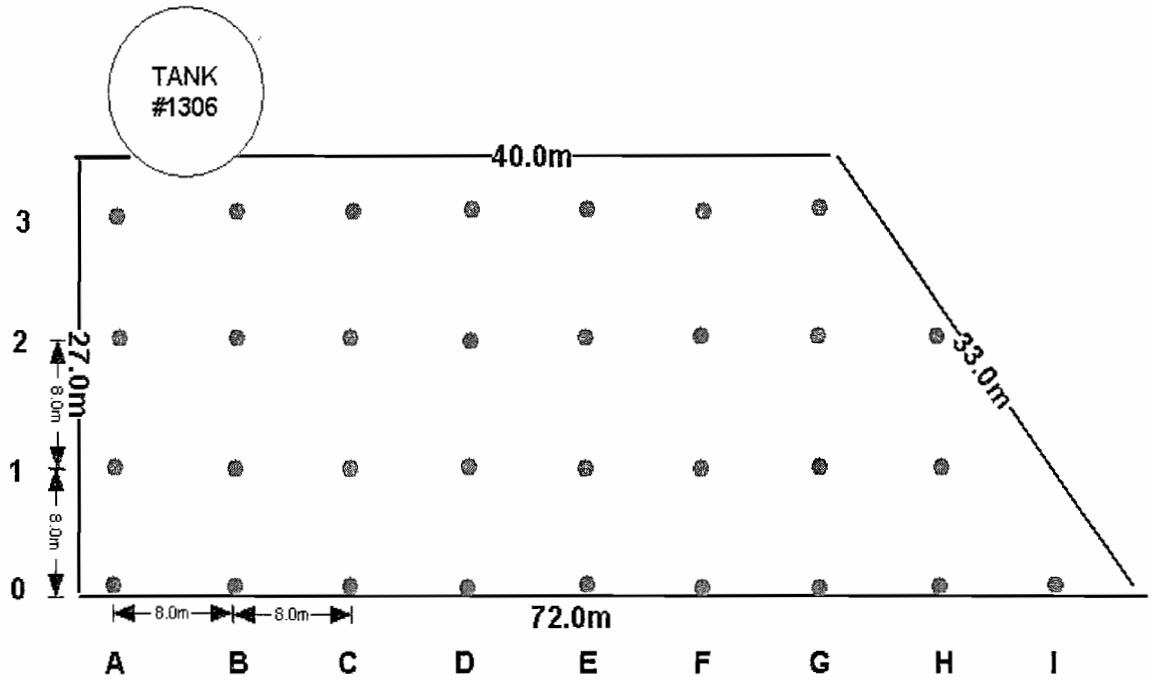

- Denotes Sample Location Point
- Denotes Random Start Point

Survey Unit #4

Figure 16 Survey Unit #4 Layout Diagram

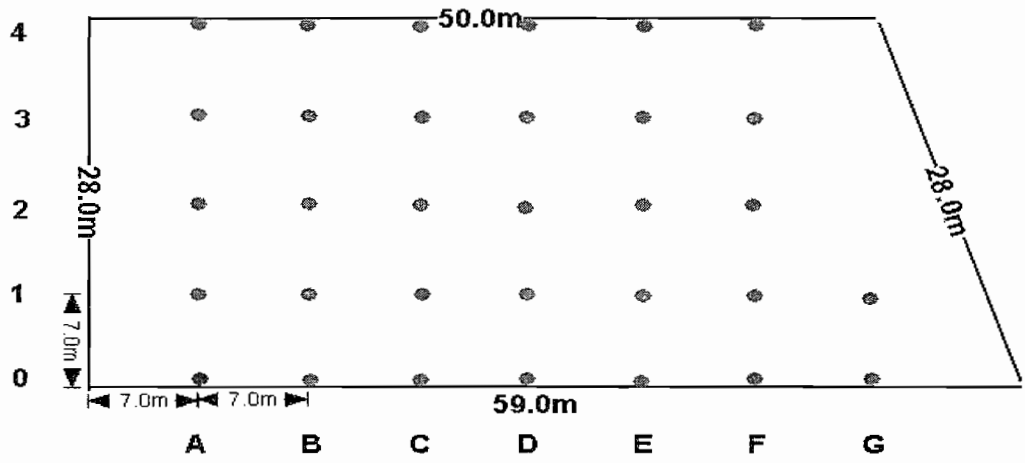

- Denotes Sample Location Point
- Denotes Random Start Point

Survey Unit #5

Figure 17 Survey Unit #5 Layout Diagram

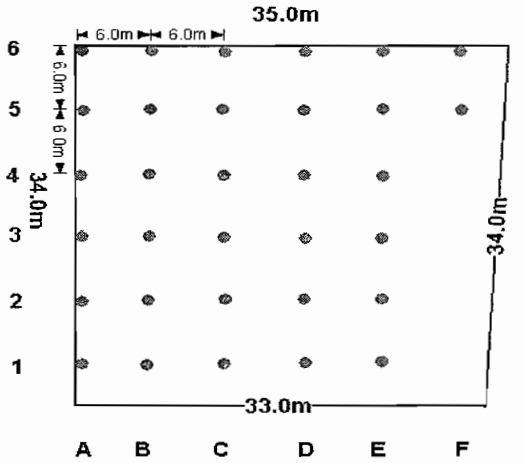

- Denotes Sample Location Point
- Denotes Random Start Point

5.10 BACKGROUND REFERENCE AREAS

5.10.1 Soil

The background reference area is located approximately 1.1 miles east of the intersection of Route 80 and North Line Road along, and to the north of North Line Road. This area was chosen for the background reference area because it has similar physical, chemical, geological, natural radiological, and biological characteristics as the West Tank Farm area and is not impacted by former operations.

A total of thirty-two gamma scan readings were collected (see Table 20 and Table 21) at 2-4 inches from the ground surface at random locations within the background reference area using a 2" by 2" NaI detector coupled to a Ludlum Model 2350-1 Data Logger. The average background count rate was approximately 12,000 CPM gamma.The results of the background reference area survey are presented in Appendix F.

Thiry-two (32) background samples were collected from the surface (within 6 inches) at randomly selected locations within the background reference area.

The samples were sent to Paragon Analytic's laboratory in Fort Collins, CO for gamma spectral analysis. The average Ac-228 activity level in the soil background reference area was 1.0 pCi/g. The results are summarized in Table 5.

5.10.2 Railroad Tracks

The background reference area for the railroad track ballast is located approximately 1.1 miles east of the intersection of Route 80 and North Line Road along, and to the south of North Line Road. This area was chosen for the background reference area because it has similar physical, chemical, geological, radiological, and biological characteristics as the railroad tracks at the West Tank Farm area and is not impacted by former operations.

A total of thirty-two gamma scan readings were collected (see Table 20 and Table 21) at 2-4 inches from the ground surface at random locations within the background reference area using a 2" by 2" NaI detector coupled to a Ludlum Model 2350-1 Data Logger. The average background count rate was approximately 12,000 CPM gamma. The results of the background reference area survey are presented in Appendix F.

A total of six (6) background samples were collected from the surface underneath the railroad ballast (within 6 inches) at randomly selected locations within the background reference area.

The samples were sent to Paragon Analytic's laboratory in Fort Collins, CO for gamma spectral analysis. The samples were sent to Paragon Analytic's laboratory in Fort Collins, CO for gamma spectral analysis. The average Ac-228 activity level in the railroad track background reference area was 0.86 pCi/g. The results are summarized in Table 5.

Table 5 Background Reference Areas Soil Sample Summary

Sample ID# Railroad Tracks	Ac-228 Results in pCi/g	2 σ Uncertainty +/- pCi/g
RBG-1	0.65	0.23
RBG-2	0.85	0.26
RBG-3	1.02	0.33
RBG-4	0.49	0.21
RBG-5	0.81	0.26
RBG-6	1.13	0.32
Average:	**0.86**	
Maximum:	**1.13**	
Standard Deviation:	**0.23**	

Sample ID# Soil	Ac-228 Results in pCi/g	2 σ Uncertainty +/- pCi/g
RBS-1	0.79	0.29
RBS-2	0.98	0.31
RBS-3	1.35	0.38
RBS-4	1.25	0.39
RBS-5	1.09	0.33
RBS-6	0.96	0.33
RBS-7	0.69	0.27
RBS-8	1.21	0.36
RBS-9	1.01	0.27
RBS-10	1.19	0.31
RBS-11	1.26	0.32
RBS-12	1.10	0.30
RBS-13	1.12	0.31
RBS-14	0.97	0.28
RBS-15	1.11	0.31
RBS-16	1.19	0.37
RBS-17	1.16	0.32
RBS-18	0.88	0.28
RBS-19	1.07	0.35
RBS-20	1.30	0.35
RBS-21	1.40	0.40
RBS-22	0.90	0.28
RBS-23	0.98	0.27
RBS-24	1.10	0.30
RBS-25	0.95	0.34
RBS-26	1.15	0.34
RBS-27	1.34	0.36
RBS-28	1.08	0.34
RBS-29	1.25	0.38
RBS-30	1.13	0.37
RBS-31	1.00	0.34
RBS-32	1.13	0.35
Average:	**1.10**	
Maximum:	**1.40**	
Standard Deviation:	**0.16**	

6.0 GAMMA SCAN SURVEY AND SOIL SAMPLE ANALYSIS AND RESULTS

6.1 CLASS 1 SURVEY UNITS GAMMA SCAN SURVEYS

6.1.1 Railroad Track Survey Unit

100% of the railroad track survey unit was gamma scan surveyed. During the survey, sev eral areas were found above the action level. Biased soil samples were obtained at these locations.

Results of the gamma scan surveys for the Railroad Track survey unit are presented in Appendix F.

A histogram that presents the results of the gamma scan survey is presented in Figure 18.

Figure 18 Railroad Track Survey Unit Gamma Scan Survey Results

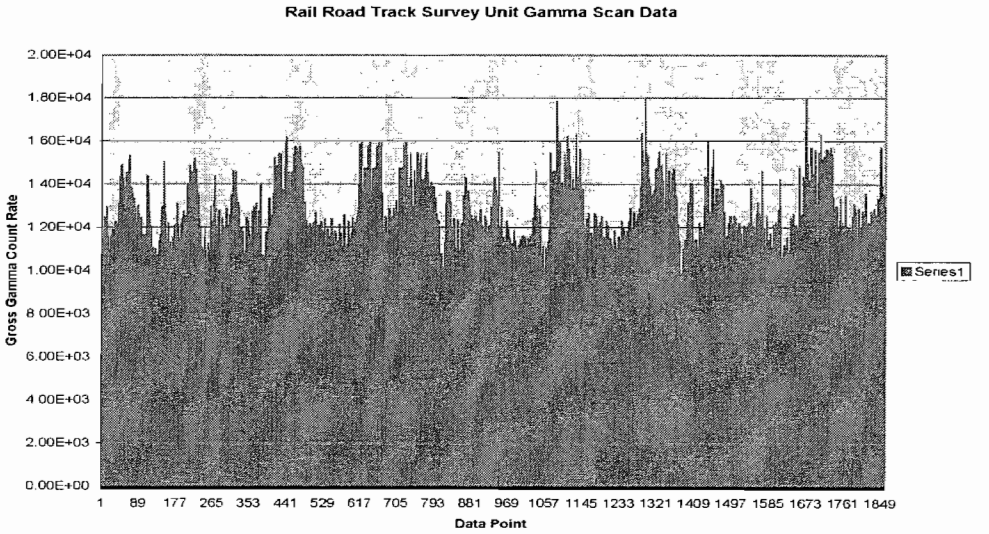

6.1.2 Survey Unit #1

100% of Survey Unit #1 was gamma scan surveyed. No areas were found above the action level.

Results of the gamma scan surveys for Survey Unit #1 are presented in Appendix F.

A histogram of the results of the gamma scan survey is presented in Figure 19.

Figure 19 Survey Unit #1 Gamma Scan Survey Results

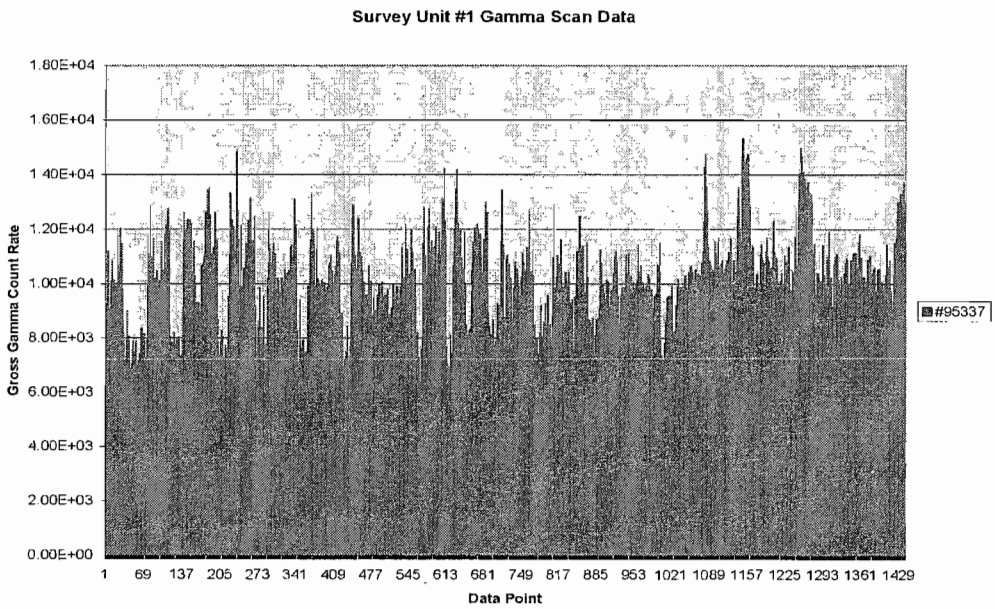

6.1.3 Survey Unit #2

100% of Survey Unit #2 was gamma scan surveyed. No areas were found above the action level.

Results of the gamma scan surveys for Survey Unit #2 are presented in Appendix F.

A histogram that presents the results of the gamma scan survey is presented in Figure 20.

Figure 20 Survey Unit #2 Gamma Scan Survey Results

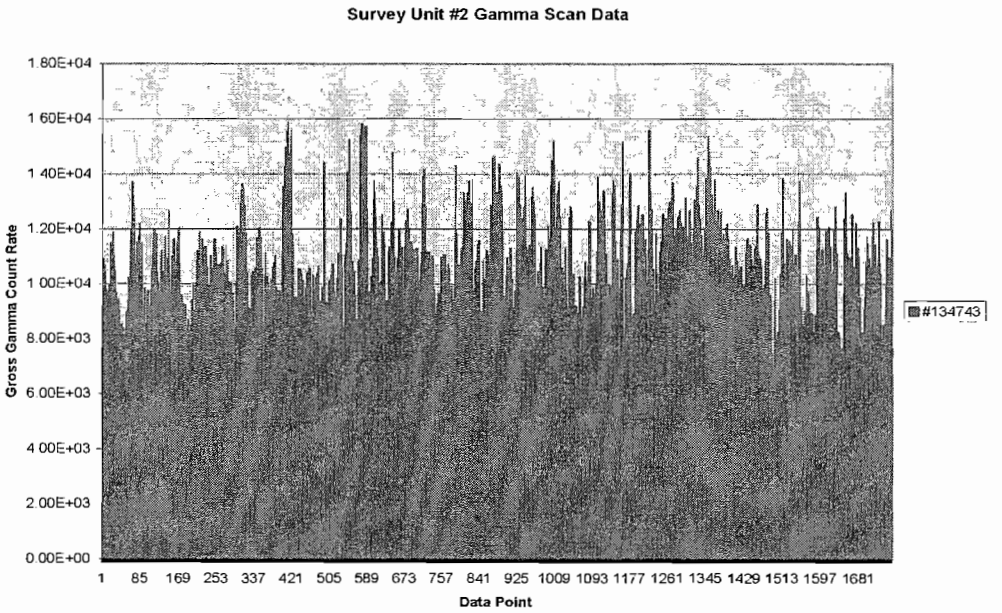

6.1.4 Survey Unit #3

100% of Survey Unit #3 was gamma scan surveyed. No areas were found above the action level.

Results of the gamma scan surveys for Survey Unit #3 are presented in Appendix F.

A histogram that presents the results of the gamma scan survey is presented in Figure 21.

Figure 21 Survey Unit #3 Gamma Scan Survey Results

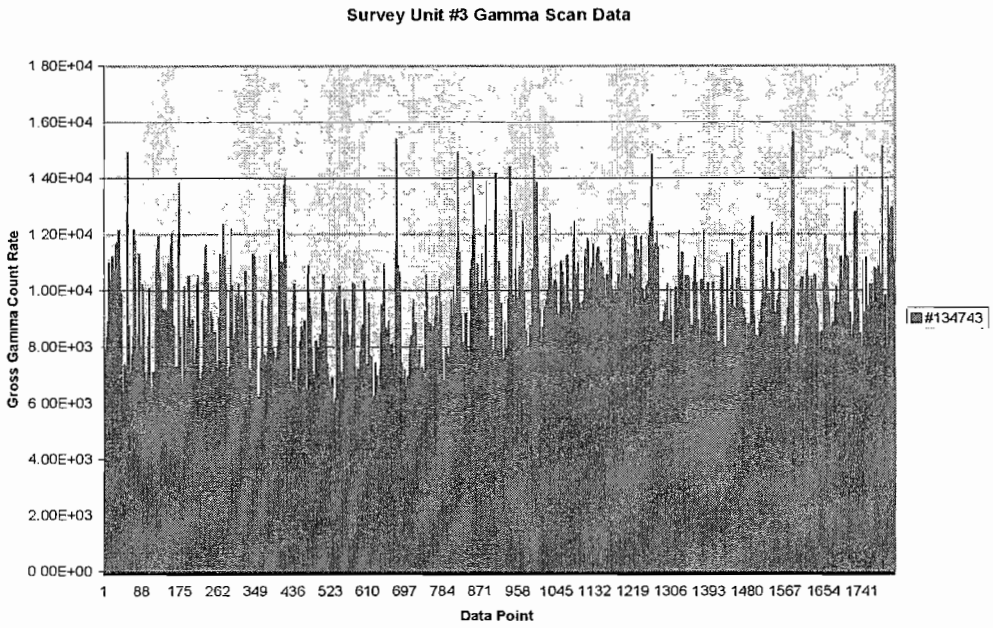

6.1.5 Survey Unit #4

100% of Survey Unit #4 was gamma scan surveyed. No areas were found above the action level.

Results of the gamma scan surveys for Survey Unit #4 are presented in Appendix F.

A histogram that presents the results of the gamma scan survey is presented in Figure 22.

Figure 22 Survey Unit #4 Gamma Scan Survey Results

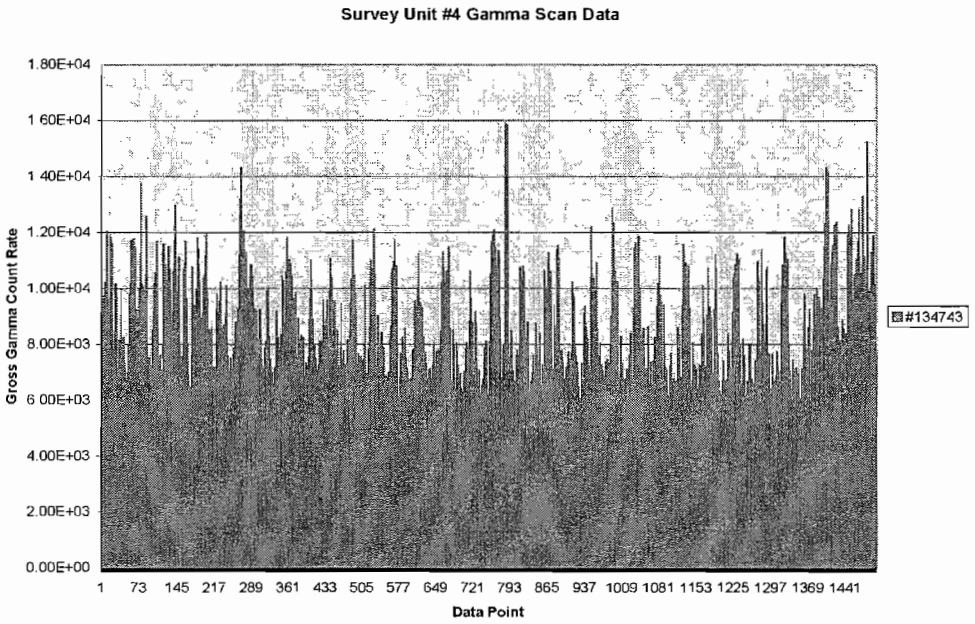

6.1.6 Survey Unit #5

100% of Survey Unit #5 was gamma scan surveyed. No areas were found above the action level.

Results of the gamma scan surveys for Survey Unit #5 are presented in Appendix F.

A histogram that presents the results of the gamma scan survey is presented in Figure 23.

Figure 23 Survey Unit #5 Gamma Scan Survey Results

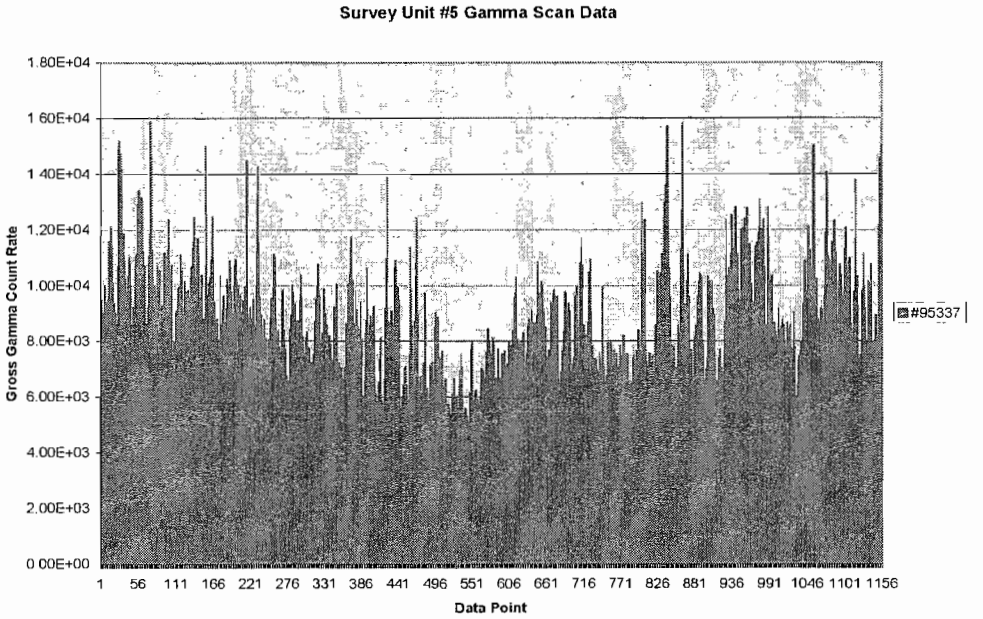

6.2 SOIL SAMPLING AND ANALYSIS

6.2.1 Surface Soil Samples

In each survey unit (6 Class 1) a minimum of 32 soil samples were collected from systematic locations using a random start point within each survey unit. Surface (0-15 cm deep) samples were collected from each sampling location. The calculations that were used to obtain the number of required samples are presented in Section 5.8.5.

Sampling equipment and tools were rinsed after each sample with clean tap water in a 55 gallon drum and surveyed to ensure no cross contamination occurred. If contamination was found above the minimum detectable count rate of the survey instrument, the equipment was then decontaminated by a wipe down with damp rags.

Approximately 300 to 500 grams of soil was collected from each location. Samples were prepared by removing vegetation, rocks, and foreign objects exceeding ¼-inch in

diameter. Once prepared, the samples, were placed into an appropriate container. Collection methodology, chain of custody, and analysis requirements are detailed in NWT's FOP's.

Figure 12, Figure 13, Figure 14, Figure 15, Figure 16, and Figure 17 present the locations of the surface soil samples collected from each survey unit.

6.2.2 Laboratory Analytical Protocols

Samples were sent to Paragon Analytics laboratory in Fort Collins, CO for analysis by gamma spectroscopy. Gamma activity was determined for Ac-228, Pb-212, Bi-212, Tl-208, Pb-214, and Bi-214, the decay daughters of Th-232. Other peaks such as Cs-137, were also reported. The laboratory used the gamma emissions from the daughter product Ac-228 to determine the activity of Th-232.

The Paragon Analytics laboratory determined, *a priori*, that it could achieve a Minimum Detectable Activity (MDA) of less than or equal to1 pCi/gram. This level of activity represents 25% of the specified DCGL of 4.0 pCi/g. Paragon's gamma spectroscopy counting system was calibrated and QA/QC verified daily using NIST-traceable standards. Daily source and background checks were performed and documented.

The laboratory data for all of the soil samples collected during the final status survey is presented in Appendix G.

6.3 SOIL SAMPLE RESULTS

6.3.1 Railroad Track Survey Unit

All thirty-two soil samples collected in the Railroad Track survey unit were below the DCGL of 4.0 pCi/g. The average activity in the survey unit is 1.32 pCi/g.

A summary table showing the results of the soil samples obtained in the Class 1 Railroad Track survey unit is presented in Table 6.

The results of the gamma scan surveys and soil sampling along with the statistical Wilcoxon Rank Sum-Test indicate that the null hypothesis is rejected and that the survey unit meets the unrestricted release criteria as the survey unit mean activity level is less than the DCGL.

Table 6 Railroad Track Survey Unit Soil Sample WRS Table

Survey Unit #: Railroad Tracks

DCGL = 4 pCi/g

Sample ID#	Ac-228 DATA pCi/g	2 σ Uncertainty +/- pCi/g	AREA	ADJUSTED DATA	RANKS	REFERENCE AREA RANKS	
RBG-1	0.65	0.23	R	4.65	34	34	
RBG-2	0.85	0.26	R	4.85	36	36	
RBG-3	1.02	0.33	R	5.02	37	37	
RBG-4	0.49	0.21	R	4.49	33	33	
RBG-5	0.81	0.26	R	4.81	35	35	
RBG-6	1.13	0.32	R	5.13	38	38	
RR-1	1.16	0.34	S	1.16	15	0	
RR-2	2.50	0.53	S	2.5	31	0	
RR-3	1.43	0.39	S	1.43	25	0	
RR-4	1.32	0.39	S	1.32	23.5	0	*
RR-5	0.94	0.34	S	0.94	4.5	0	
RR-6	1.44	0.36	S	1.44	26	0	
RR-7	1.09	0.30	S	1.09	12	0	
RR-8	2.08	0.50	S	2.08	30	0	
RR-9	1.28	0.37	S	1.28	20.5	0	
RR-10	1.08	0.43	S	1.08	11	0	
RR-11	1.18	0.38	S	1.18	17	0	
RR-12	0.81	0.27	S	0.81	2	0	
RR-13	1.03	0.35	S	1.03	8	0	*
RR-14	1.32	0.45	S	1.32	23.5	0	
RR-15	1.28	0.36	S	1.28	20.5	0	
RR-16	1.57	0.39	S	1.57	27	0	
RR-17	0.93	0.30	S	0.93	3	0	*
RR-18	1.19	0.36	S	1.19	18.5	0	
RR-19	3.58	0.82	S	3.58	32	0	
RR-20	1.03	0.38	S	1.03	8	0	
RR-21	1.13	0.43	S	1.13	13.5	0	
RR-22	1.73	0.43	S	1.73	29	0	
RR-23	1.19	0.46	S	1.19	18.5	0	
RR-24	1.30	0.47	S	1.3	22	0	
RR-25	1.58	0.52	S	1.58	28	0	
RR-26	1.06	0.33	S	1.06	10	0	*
RR-27	0.65	0.28	S	0.65	1	0	
RR-28	0.94	0.37	S	0.94	4.5	0	
RR-29	1.17	0.48	S	1.17	16	0	
RR-30	1.03	0.40	S	1.03	8	0	
RR-31	0.96	0.46	S	0.96	6	0	
RR-32	1.13	0.40	S	1.13	13.5	0	
				Sum =	**741**	**213**	
					W_r=	**213**	
					Critical Value=	**158**	

Reference Area Maximun=	**1.13**
Reference Area Standard Deviation=	**0.23**
Reference Area Average=	**0.83**
Survey Area Maximum=	**3.58**
Survey Area Standard Deviation=	**0.55**
Survey Area Average=	**1.32**

Reject null hypothesis: The survey unit mean is less than the DCGL(w) - the survey unit may be released

6.3.2 Survey Unit #1

All of the thirty-six soil samples collected in Survey Unit #1 were below the DCGL of 4.0 pCi/g. The average activity in the survey unit is 1.11 pCi/g.

A summary table showing the results of the soil samples obtained in the Class 1 Survey Unit #1 is presented in Table 7 below.

The results of the gamma scan surveys and soil sampling along with the statistical Wilcoxon Rank Sum-Test indicate that the null hypothesis is rejected and that the survey unit meets the unrestricted release criteria as the survey unit mean activity level is less than the DCGL.

Table 7 Survey Unit #1 Soil Sample WRS Table

Survey Unit #: 1

DCGL = 4 pCi/g

Sample ID#	Ac-228 DATA pCi/g	2 σ Uncertainty +/- pCi/g	AREA	ADJUSTED DATA	RANKS	REFERENCE AREA RANKS
RBS-1	0.79	0.29	R	4.79	38	38
RBS-2	0.98	0.31	R	4.98	44.5	44.5
RBS-3	1.35	0.38	R	5.35	67	67
RBS-4	1.25	0.39	R	5.25	62.5	62.5
RBS-5	1.09	0.33	R	5.09	50	50
RBS-6	0.96	0.33	R	4.96	42	42
RBS-7	0.69	0.27	R	4.69	37	37
RBS-8	1.21	0.36	R	5.21	61	61
RBS-9	1.01	0.27	R	5.01	47	47
RBS-10	1.19	0.31	R	5.19	59.5	59.5
RBS-11	1.26	0.32	R	5.26	64	64
RBS-12	1.10	0.30	R	5.1	51.5	51.5
RBS-13	1.12	0.31	R	5.12	54	54
RBS-14	0.97	0.28	R	4.97	43	43
RBS-15	1.11	0.31	R	5.11	53	53
RBS-16	1.19	0.37	R	5.19	59.5	59.5
RBS-17	1.16	0.32	R	5.16	58	58
RBS-18	0.88	0.28	R	4.88	39	39
RBS-19	1.07	0.35	R	5.07	48	48
RBS-20	1.30	0.35	R	5.3	65	65
RBS-21	1.40	0.40	R	5.4	68	68
RBS-22	0.90	0.28	R	4.9	40	40
RBS-23	0.98	0.27	R	4.98	44.5	44.5
RBS-24	1.10	0.30	R	5.1	51.5	51.5
RBS-25	0.95	0.34	R	4.95	41	41
RBS-26	1.15	0.34	R	5.15	57	57
RBS-27	1.34	0.36	R	5.34	66	66
RBS-28	1.08	0.34	R	5.08	49	49
RBS-29	1.25	0.38	R	5.25	62.5	62.5
RBS-30	1.13	0.37	R	5.13	55.5	55.5
RBS-31	1.00	0.34	R	5	46	46
RBS-32	1.13	0.35	R	5.13	55.5	55.5
SU1-A0	1.30	0.59	S	1.3	25	0
SU1-A1	1.36	0.40	S	1.36	28.5	0
SU1-A2	0.79	0.32	S	0.79	9	0
SU1-A3	1.10	0.41	S	1.1	18	0
SU1-A4	1.27	0.51	S	1.27	23	0
SU1-A5	1.38	0.40	S	1.38	30	0
SU1-B5	1.11	0.34	S	1.11	19.5	0
SU1-B4	0.92	0.26	S	0.92	11	0
SU1-B3	0.75	0.30	S	0.75	7	0
SU1-B2	1.88	0.56	S	1.88	33.5	0
SU1-B1	1.11	0.42	S	1.11	19.5	0
SU1-B0	0.54	0.36	S	0.54	5	0
SU1-C0	1.36	0.40	S	1.36	28.5	0
SU1-C1	1.14	0.39	S	1.14	22	0
SU1-C2	1.01	0.34	S	1.01	14	0
SU1-C3	1.08	0.49	S	1.08	17	0
SU1-C4	0.96	0.28	S	0.96	13	0
SU1-C5	1.12	0.46	S	1.12	21	0
SU1-D5	1.28	0.46	S	1.28	24	0
SU1-D4	1.35	0.49	S	1.35	27	0
SU1-D3	1.41	0.30	S	1.41	31	0
SU1-D2	1.58	0.44	S	1.58	32	0
SU1-E0	0.65	0.35	S	0.65	6	0
SU1-E1	0.77	0.45	S	0.77	8	0
SU1-E2	0.14	0.26	S	0.14	1	0
SU1-F0	0.45	0.33	S	0.45	3	0
SU1-F2	0.36	0.15	S	0.36	2	0
SU1-E3	0.82	0.33	S	0.82	10	0
SU1-E4	1.88	0.51	S	1.88	33.5	0
SU1-E5	1.34	0.51	S	1.34	26	0
SU1-F3	0.93	0.40	S	0.93	12	0
SU1-F4	1.03	0.33	S	1.03	15	0
SU1-F5	1.07	0.23	S	1.07	16	0
SU1-F1	0.46	0.25	S	0.46	4	0
SU1-D1	2.43	0.53	S	2.43	36	0
SU1-DO	1.91	0.44	S	1.91	35	0
				Sum =	2346	1680
					W_r=	1680
					Critical Value=	1238

Reference Area Maximun=	1.40
Reference Area Standard Deviation=	0.16
Reference Area Average=	1.10
Survey Area Maximum=	2.43
Survey Area Standard Deviation=	0.47
Survey Area Average=	1.11

Reject null hypothesis: The survey unit mean is less than the DCGL(w) - the survey unit may be released

6.3.3 Survey Unit #2

Thirty-four of the thirty-five soil samples collected in Survey Unit #2 were below the DCGL of 4.0 pCi/g. One sample (SU2-D2) was 4.0 pCi/g. The average activity in the survey unit is 1.26 pCi/g.

A summary table showing the results of the soil samples obtained in the Class 1 Survey Unit #2 is presented in Table 8.

The results of the gamma scan surveys and soil sampling along with the statistical Wilcoxon Rank Sum-Test indicate that the null hypothesis is rejected and that the survey unit meets the unrestricted release criteria as the survey unit mean activity level is less than the DCGL.

Table 8 Survey Unit #2 Soil Sample WRS Table

Survey Unit #: 2

DCGL = 4 pCi/g

Sample ID#	Ac-228 DATA pCi/g	2 σ Uncertainty +/- pCi/g	AREA	ADJUSTED DATA	RANKS	REFERENCE AREA RANKS
RBS-1	0.79	0.29	R	4.79	37	37
RBS-2	0.98	0.31	R	4.98	43.5	43.5
RBS-3	1.35	0.38	R	5.35	66	66
RBS-4	1.25	0.39	R	5.25	61.5	61.5
RBS-5	1.09	0.33	R	5.09	49	49
RBS-6	0.96	0.33	R	4.96	41	41
RBS-7	0.69	0.27	R	4.69	36	36
RBS-8	1.21	0.36	R	5.21	60	60
RBS-9	1.01	0.27	R	5.01	46	46
RBS-10	1.19	0.31	R	5.19	58.5	58.5
RBS-11	1.26	0.32	R	5.26	63	63
RBS-12	1.10	0.30	R	5.1	50.5	50.5
RBS-13	1.12	0.31	R	5.12	53	53
RBS-14	0.97	0.28	R	4.97	42	42
RBS-15	1.11	0.31	R	5.11	52	52
RBS-16	1.19	0.37	R	5.19	58.5	58.5
RBS-17	1.16	0.32	R	5.16	57	57
RBS-18	0.88	0.28	R	4.88	38	38
RBS-19	1.07	0.35	R	5.07	47	47
RBS-20	1.30	0.35	R	5.3	64	64
RBS-21	1.40	0.40	R	5.4	67	67
RBS-22	0.90	0.28	R	4.9	39	39
RBS-23	0.98	0.27	R	4.98	43.5	43.5
RBS-24	1.10	0.30	R	5.1	50.5	50.5
RBS-25	0.95	0.34	R	4.95	40	40
RBS-26	1.15	0.34	R	5.15	56	56
RBS-27	1.34	0.36	R	5.34	65	65
RBS-28	1.08	0.34	R	5.08	48	48
RBS-29	1.25	0.38	R	5.25	61.5	61.5
RBS-30	1.13	0.37	R	5.13	54.5	54.5
RBS-31	1.00	0.34	R	5	45	45
RBS-32	1.13	0.35	R	5.13	54.5	54.5
SU2-A1	0.85	0.32	S	0.85	12	0
SU2-A2	0.80	0.23	S	0.8	11	0
SU2-A3	1.06	0.42	S	1.06	19	0
SU2-A4	2.08	0.51	S	2.08	32	0
SU2-A5	1.75	0.32	S	1.75	30	0
SU2-B3	1.70	0.46	S	1.7	28	0
SU2-B2	0.45	0.37	S	0.45	2	0
SU2-B5	1.01	0.40	S	1.01	16	0
SU2-B4	1.03	0.35	S	1.03	18	0
SU2-C5	1.13	0.35	S	1.13	23	0
SU2-D5	1.72	0.35	S	1.72	29	0
SU2-C4	0.66	0.26	S	0.66	5.5	0
SU2-D4	0.76	0.30	S	0.76	9	0
SU2-C3	0.95	0.33	S	0.95	14	0
SU2-D3	2.75	0.61	S	2.75	34	0
SU2-D2	4.00	0.79	S	4	35	0
SU2-E2	0.48	0.33	S	0.48	3	0
SU2-E1	0.49	0.31	S	0.49	4	0
SU2-F1	1.63	0.32	S	1.63	26	0
SU2-F2	1.08	0.38	S	1.08	20	0
SU2-E3	1.85	0.47	S	1.85	31	0
SU2-F3	1.46	0.37	S	1.46	25	0
SU2-F4	0.97	0.33	S	0.97	15	0
SU2-E4	2.61	0.42	S	2.61	33	0
SU2-E5	1.66	0.41	S	1.66	27	0
SU2-F5	0.27	0.36	S	0.27	1	0
SU2-G4	0.72	0.27	S	0.72	7.5	0
SU2-G3	0.88	0.32	S	0.88	13	0
SU2-G1	0.79	0.32	S	0.79	10	0
SU2-H3	1.10	0.33	S	1.1	21	0
SU2-H4	1.12	0.37	S	1.12	22	0
SU2-H5	1.37	0.43	S	1.37	24	0
SU2-I3	1.02	0.22	S	1.02	17	0
SU2-G5	0.72	0.32	S	0.72	7.5	0
SU2-G2	0.66	0.29	S	0.66	5.5	0
				Sum =	2278	1648
					W,=	1648
					Critical Value=	1219

Reference Area Maximun=	1.40
Reference Area Standard Deviation=	0.16
Reference Area Average=	1.10
Survey Area Maximum=	4.00
Survey Area Standard Deviation=	0.75
Survey Area Average=	1.25

Reject null hypothesis: The survey unit mean is less than the DCGL(w) - the survey unit may be released

6.3.4 Survey Unit #3

All thirty-two of the soil samples collected in Survey Unit #3 were below the DCGL of 4.0 pCi/g. The average activity in the survey unit is 0.86 pCi/g.

A summary table showing the results of the soil samples obtained in the Class 1 Survey Unit #3 is presented in Table 9.

The results of the gamma scan surveys and soil sampling along with the statistical Wilcoxon Rank Sum-Test indicate that the null hypothesis is rejected and that the survey unit meets the unrestricted release criteria as the survey unit mean activity level is less than the DCGL.

Table 9 Survey Unit #3 Soil Sample WRS Table

Survey Unit #: 3

DCGL = 4 pCi/g

Sample ID#	Ac-228 DATA pCi/g	2 σ Uncertainty +/- pCi/g	AREA	ADJUSTED DATA	RANKS	REFERENCE AREA RANKS
RBS-1	0.79	0.29	R	4.79	34	34
RBS-2	0.98	0.31	R	4.98	40.5	40.5
RBS-3	1.35	0.38	R	5.35	63	63
RBS-4	1.25	0.39	R	5.25	58.5	58.5
RBS-5	1.09	0.33	R	5.09	46	46
RBS-6	0.96	0.33	R	4.96	38	38
RBS-7	0.69	0.27	R	4.69	33	33
RBS-8	1.21	0.36	R	5.21	57	57
RBS-9	1.01	0.27	R	5.01	43	43
RBS-10	1.19	0.31	R	5.19	55.5	55.5
RBS-11	1.26	0.32	R	5.26	60	60
RBS-12	1.10	0.30	R	5.1	47.5	47.5
RBS-13	1.12	0.31	R	5.12	50	50
RBS-14	0.97	0.28	R	4.97	39	39
RBS-15	1.11	0.31	R	5.11	49	49
RBS-16	1.19	0.37	R	5.19	55.5	55.5
RBS-17	1.16	0.32	R	5.16	54	54
RBS-18	0.88	0.28	R	4.88	35	35
RBS-19	1.07	0.35	R	5.07	44	44
RBS-20	1.30	0.35	R	5.3	61	61
RBS-21	1.40	0.40	R	5.4	64	64
RBS-22	0.90	0.28	R	4.9	36	36
RBS-23	0.98	0.27	R	4.98	40.5	40.5
RBS-24	1.10	0.30	R	5.1	47.5	47.5
RBS-25	0.95	0.34	R	4.95	37	37
RBS-26	1.15	0.34	R	5.15	53	53
RBS-27	1.34	0.36	R	5.34	62	62
RBS-28	1.08	0.34	R	5.08	45	45
RBS-29	1.25	0.38	R	5.25	58.5	58.5
RBS-30	1.13	0.37	R	5.13	51.5	51.5
RBS-31	1.00	0.34	R	5	42	42
RBS-32	1.13	0.35	R	5.13	51.5	51.5
SU3-C2	0.66	0.34	S	0.66	14	0
SU3-D2	0.42	0.24	S	0.42	7	0
SU3-D3	0.76	0.31	S	0.76	20.5	0
SU3-C3	0.76	0.59	S	0.76	20.5	0
SU3-E2	1.22	0.36	S	1.22	26	0
SU3-F1	0.48	0.32	S	0.48	11	0
SU3-F2	1.14	0.40	S	1.14	25	0
SU3-E0	0.13	0.16	S	0.13	1	0
SU3-B3	0.44	0.19	S	0.44	9	0
SU3-A2	0.83	0.34	S	0.83	23	0
SU3-A3	1.29	0.47	S	1.29	27	0
SU3-B2	0.82	0.46	S	0.82	22	0
SU3-F3	1.40	0.35	S	1.4	29	0
SU3-D1	1.35	0.38	S	1.35	28	0
SU3-H1	0.46	0.26	S	0.46	10	0
SU3-H2	0.69	0.19	S	0.69	16	0
SU3-C0	0.61	0.33	S	0.61	13	0
SU3-I0	1.07	0.32	S	1.07	24	0
SU3-G2	0.73	0.33	S	0.73	19	0
SU3-G3	0.43	0.32	S	0.43	8	0
SU3-E1	0.17	0.28	S	0.17	3	0
SU3-C1	0.28	0.30	S	0.28	5	0
SU3-B1	0.22	0.17	S	0.22	4	0
SU3-F0	0.69	0.38	S	0.69	16	0
SU3-B0	0.69	0.29	S	0.69	16	0
SU3-G0	1.95	0.41	S	1.95	31	0
SU3-G1	0.40	0.35	S	0.4	6	0
SU3-D0	1.73	0.47	S	1.73	30	0
SU3-A1	0.72	0.44	S	0.72	18	0
SU3-A0	0.50	0.17	S	0.5	12	0
SU3-E3	3.84	0.75	S	3.84	32	0
SU3-H0	0.16	0.28	S	0.16	2	0
				Sum =	**2080**	**1552**
					W_r=	**1552**
					Critical Value=	**1163**

Reference Area Maximun=	**1.40**
Reference Area Standard Deviation=	**0.16**
Reference Area Average=	**1.10**
Survey Area Maximum=	**3.84**
Survey Area Standard Deviation=	**0.71**
Survey Area Average=	**0.85**

Reject null hypothesis: The survey unit mean is less than the DCGL(w) - the survey unit may be released

6.3.5 Survey Unit #4

All thirty-two of the soil samples collected in Survey Unit #4 were below the DCGL of 4.0 pCi/g. The average activity in the survey unit is 1.16 pCi/g.

A summary table showing the results of the soil samples obtained in the Class 1 Survey Unit #4 is presented in Table 10.

The results of the gamma scan surveys and soil sampling along with the statistical Wilcoxon Rank Sum-Test indicate that the null hypothesis is rejected and that the survey unit meets the unrestricted release criteria as the survey unit mean activity level is less than the DCGL.

Table 10 Survey Unit #4 Soil Sample WRS Table

Survey Unit #: 4

DCGL = 4 pCi/g

Sample ID#	Ac-228 DATA pCi/g	2 σ Uncertainty +/- pCi/g	AREA	ADJUSTED DATA	RANKS	REFERENCE AREA RANKS
RBS-1	0.79	0.29	R	4.79	34	34
RBS-2	0.98	0.31	R	4.98	40.5	40.5
RBS-3	1.35	0.38	R	5.35	63	63
RBS-4	1.25	0.39	R	5.25	58.5	58.5
RBS-5	1.09	0.33	R	5.09	46	46
RBS-6	0.96	0.33	R	4.96	38	38
RBS-7	0.69	0.27	R	4.69	33	33
RBS-8	1.21	0.36	R	5.21	57	57
RBS-9	1.01	0.27	R	5.01	43	43
RBS-10	1.19	0.31	R	5.19	55.5	55.5
RBS-11	1.26	0.32	R	5.26	60	60
RBS-12	1.10	0.30	R	5.1	47.5	47.5
RBS-13	1.12	0.31	R	5.12	50	50
RBS-14	0.97	0.28	R	4.97	39	39
RBS-15	1.11	0.31	R	5.11	49	49
RBS-16	1.19	0.37	R	5.19	55.5	55.5
RBS-17	1.16	0.32	R	5.16	54	54
RBS-18	0.88	0.28	R	4.88	35	35
RBS-19	1.07	0.35	R	5.07	44	44
RBS-20	1.30	0.35	R	5.3	61	61
RBS-21	1.40	0.40	R	5.4	64	64
RBS-22	0.90	0.28	R	4.9	36	36
RBS-23	0.98	0.27	R	4.98	40.5	40.5
RBS-24	1.10	0.30	R	5.1	47.5	47.5
RBS-25	0.95	0.34	R	4.95	37	37
RBS-26	1.15	0.34	R	5.15	53	53
RBS-27	1.34	0.36	R	5.34	62	62
RBS-28	1.08	0.34	R	5.08	45	45
RBS-29	1.25	0.38	R	5.25	58.5	58.5
RBS-30	1.13	0.37	R	5.13	51.5	51.5
RBS-31	1.00	0.34	R	5	42	42
RBS-32	1.13	0.35	R	5.13	51.5	51.5
SU4-D2	0.91	0.36	S	0.91	16	0
SU4-C1	1.43	0.37	S	1.43	22	0
SU4-C2	2.27	0.45	S	2.27	29	0
SU4-E2	0.30	0.34	S	0.3	4	0
SU4-E1	2.18	0.38	S	2.18	28	0
SU4-D1	1.14	0.39	S	1.14	20	0
SU4-F0	0.39	0.15	S	0.39	6	0
SU4-A1	1.77	0.48	S	1.77	26	0
SU4-B2	1.19	0.32	S	1.19	21	0
SU4-A2	1.74	0.42	S	1.74	25	0
SU4-E4	0.42	0.16	S	0.42	7	0
SU4-F1	0.66	0.29	S	0.66	12	0
SU4-E3	0.23	0.30	S	0.23	1.5	0
SU4-D3	0.67	0.36	S	0.67	13	0
SU4-A3	0.44	0.18	S	0.44	8	0
SU4-B4	1.11	0.37	S	1.11	19	0
SU4-D4	1.02	0.36	S	1.02	17	0
SU4-C3	0.23	0.25	S	0.23	1.5	0
SU4-A4	0.49	0.30	S	0.49	9	0
SU4-C4	0.56	0.16	S	0.56	11	0
SU4-B3	2.75	0.41	S	2.75	31	0
SU4-F2	0.32	0.27	S	0.32	5	0
SU4-G1	0.51	0.37	S	0.51	10	0
SU4-B0	0.83	0.22	S	0.83	15	0
SU4-B1	2.46	0.52	S	2.46	30	0
SU4-AO	1.03	0.35	S	1.03	18	0
SU4-F3	1.50	0.38	S	1.5	23	0
SU4-E0	1.66	0.38	S	1.66	24	0
SU4-C0	0.74	0.43	S	0.74	14	0
SU4-F4	3.80	0.71	S	3.8	32	0
SU4-D0	1.85	0.43	S	1.85	27	0
SU4-G0	0.26	0.36	S	0.26	3	0
				Sum =	2080	
					W_r=	1552
					Critical Value=	1163

Reference Area Maximun=	1.40
Reference Area Standard Deviation=	0.16
Reference Area Average=	1.10
Survey Area Maximum=	3.80
Survey Area Standard Deviation=	0.86
Survey Area Average=	1.15

Reject null hypothesis: The survey unit mean is less than the DCGL(w) - the survey unit may be released

6.3.6 Survey Unit #5

All thirty-two of the soil samples collected in Survey Unit #5 were below the DCGL of 4.0 pCi/g. The average activity in the survey unit is 1.11 pCi/g.

A summary table showing the results of the soil samples obtained in the Class 1 Survey Unit #5 is presented in Table 11.

The results of the gamma scan surveys and soil sampling along with the statistical Wilcoxon Rank Sum-Test indicate that the null hypothesis is rejected and that the survey unit meets the unrestricted release criteria as the survey unit mean activity level is less than the DCGL.

Table 11 Survey Unit #5 Soil Sample WRS Table

Survey Unit #: 5

DCGL = 4 pCi/g

Sample ID#	Ac-228 DATA pCi/g	2 σ Uncertainty +/- pCi/g	AREA	ADJUSTED DATA	RANKS	REFERENCE AREA RANKS
RBS-1	0.79	0.29	R	4.79	34	34
RBS-2	0.98	0.31	R	4.98	40.5	40.5
RBS-3	1.35	0.38	R	5.35	63	63
RBS-4	1.25	0.39	R	5.25	58.5	58.5
RBS-5	1.09	0.33	R	5.09	46	46
RBS-6	0.96	0.33	R	4.96	38	38
RBS-7	0.69	0.27	R	4.69	33	33
RBS-8	1.21	0.36	R	5.21	57	57
RBS-9	1.01	0.27	R	5.01	43	43
RBS-10	1.19	0.31	R	5.19	55.5	55.5
RBS-11	1.26	0.32	R	5.26	60	60
RBS-12	1.10	0.30	R	5.1	47.5	47.5
RBS-13	1.12	0.31	R	5.12	50	50
RBS-14	0.97	0.28	R	4.97	39	39
RBS-15	1.11	0.31	R	5.11	49	49
RBS-16	1.19	0.37	R	5.19	55.5	55.5
RBS-17	1.16	0.32	R	5.16	54	54
RBS-18	0.88	0.28	R	4.88	35	35
RBS-19	1.07	0.35	R	5.07	44	44
RBS-20	1.30	0.35	R	5.3	61	61
RBS-21	1.40	0.40	R	5.4	64	64
RBS-22	0.90	0.28	R	4.9	36	36
RBS-23	0.98	0.27	R	4.98	40.5	40.5
RBS-24	1.10	0.30	R	5.1	47.5	47.5
RBS-25	0.95	0.34	R	4.95	37	37
RBS-26	1.15	0.34	R	5.15	53	53
RBS-27	1.34	0.36	R	5.34	62	62
RBS-28	1.08	0.34	R	5.08	45	45
RBS-29	1.25	0.38	R	5.25	58.5	58.5
RBS-30	1.13	0.37	R	5.13	51.5	51.5
RBS-31	1.00	0.34	R	5	42	42
RBS-32	1.13	0.35	R	5.13	51.5	51.5
SU5-B2	0.86	0.31	S	0.86	15	0
SU5-E2	2.08	0.44	S	2.08	27	0
SU5-A4	1.03	0.37	S	1.03	21	0
SU5-B3	0.42	0.30	S	0.42	6	0
SU5-B4	0.97	0.28	S	0.97	19	0
SU5-E6	2.90	0.56	S	2.9	31	0
SU5-E4	0.66	0.17	S	0.66	12	0
SU5-B5	0.90	0.33	S	0.9	17	0
SU5-A3	0.20	0.19	S	0.2	1	0
SU5-C5	0.69	0.38	S	0.69	13	0
SU5-F6	3.22	0.69	S	3.22	32	0
SU5-C5	0.61	0.37	S	0.61	9	0
SU5-D6	1.41	0.35	S	1.41	23	0
SU5-C1	1.24	0.44	S	1.24	22	0
SU5-D3	0.25	0.29	S	0.25	2.5	0
SU5-E3	0.75	0.39	S	0.75	14	0
SU5-F5	0.91	0.39	S	0.91	18	0
SU5-A6	0.89	0.39	S	0.89	16	0
SU5-C4	0.63	0.23	S	0.63	11	0
SU5-D5	0.37	0.15	S	0.37	5	0
SU5-B1	2.16	0.50	S	2.16	29	0
SU5-A1	0.98	0.63	S	0.98	20	0
SU5-A2	0.25	0.12	S	0.25	2.5	0
SU5-C3	0.27	0.28	S	0.27	4	0
SU5-B6	2.12	0.52	S	2.12	28	0
SU5-D4	0.50	0.17	S	0.5	8	0
SU5-E1	1.56	0.44	S	1.56	24	0
SU5-A5	2.33	0.53	S	2.33	30	0
SU5-C2	0.62	0.25	S	0.62	10	0
SU5-E5	0.49	0.17	S	0.49	7	0
SU5-D2	1.58	0.41	S	1.58	25	0
SU5-D1	1.63	0.42	S	1.63	26	0
				Sum =	2080	1552
					W_r=	1552
					Critical Value=	1163

Reference Area Maximun=	1.40
Reference Area Standard Deviation=	0.16
Reference Area Average=	1.10
Survey Area Maximum=	3.22
Survey Area Standard Deviation=	0.79
Survey Area Average=	1.11

Reject null hypothesis: The survey unit mean is less than the DCGL(w) - the survey unit may be released

7.0 QUALITY CONTROL AND QUALITY ASSURANCE

7.1 SURVEY QC

The NWT Project Manager ensured that survey technicians complied with Final Status Survey procedures and the FSS Plan requirements during their work in the field. Any deviations were resolved immediately to ensure compliance.

7.2 INSTRUMENTATION QC

Instrumentation used for the surveys was subjected to daily standard quality assurance (QA) tests. Performance checks including background, battery checks, efficiency determinations, and source checks were performed for all instruments. Performance checks were performed using National Institute of Standards and Technology (NIST) traceable sources and documented according to SOPs daily before each use. The daily source check was compared to the one established after calibration, to ensure measurements were within ± 20% of the established average. Instruments were calibrated within one year of use. Calibration certificates, minimum detectable activity (MDA) calculations, and chi-square determination are presented in this report in Appendix B.

The goal of quality assurance and quality control (QA/QC) is to identify and implement sampling and analytical methodologies that limit the introduction of error into analytical data. For the purposes of this report, a system was required to ensure that radiological survey data are of the type and quality to support their intended use. Both the project and the corporate QA/QC programs are designed to ensure that all quality and regulatory requirements are satisfied.

Quality assurance issues related to data verification and reliability was handled according to approved and controlled FOPs and the Work Plan (WP).

7.3 TRAINING AND CERTIFICATION OF STAFF

Personnel performing activities associated with the Final Status Surveys of the West Tank Farm Area received training covering the Revised Final Status Survey Plan.

All on-site project personnel had completed at least 40 hours of hazardous waste operations-related training (HAZWOPER), as required by the Occupational Safety and Health administration (OSHA) Regulation 29 CFR Part 1910.120. Those personnel who had completed the 40-hour training more than 12 months prior to start of field activities were required to have completed an 8-hour refresher course within the past twelve months.

Personnel operating the portable survey detection equipment were qualified ANSI 3.1 Senior Health Physics Technicians based on training and experience outlined in Section 4.4.6 and 4.5.3.2 of ANSI standard ANSI/ANS-3.1-1993 (ANSI/ANS, 1993). The personnel were also familiar with the handling and storage of radioactive materials, contamination controls, and the use of radiation survey equipment.

A formal review and documentation of the key personnel qualifications to perform the required work was made by project management and verified prior to starting work.

Copies of the training records and files are located in the project files at the NWT Corporate Office in Livermore, CA and are available upon request.

7.4 DATA MANAGEMENT

Documentation of all surveys and associated data was documented according to the NWT Work Plan, and FOPs. Presentation of data was in accordance with applicable requirements.

8.0 CONCLUSION

Based upon the gamma scan survey results and soil sample analysis, the West Tank Farm Area meets the established radiological release criteria for unrestricted use.

REFERENCES

1. U.S. Nuclear Regulatory Commission, NUREG-1575, MARSSIM

2. New World Technology. 2000. "Draft Final Report, Characterization Survey/Sampling Effort, Ravenna Army Ammunition Plant, Monazite Sand Removal Project, Phase II," USA 00-005, Revision 0, May 30, 2000.

3. New World Technology. 2001. "Draft Final Report, Ravenna Army Ammunition Plant Monazite Sand Removal Project, Phase I & III," USA-00-005, Revision 0, December 7, 2001.

4. New World Technology. 2004. "Revised Final Status Survey Plan, Ravenna Army Ammunition Plant, Former West Tank Farm Area Monazite Sand Removal Project, Phase IV," USA-00-005, Revision 5, April 9, 2004.

5. United States Army Corps of Engineers, Radiation Survey Report, *CESWT-SO-R2-05-98, Monazite AOC, Ravenna Army Ammunition Plant, 18-20 May 1998*

6. NUREG-1505. Nuclear Regulatory Commission (NRC). 1998. A Nonparametric Statistical Methodology for the Design and Analysis of the Final Status Decommissioning Survey. NUREG-1505, Rev.1

7. NUREG/CR-1507. Nuclear Regulatory Commission (NRC). 1997. Minimum Detectable Concentrations with Typical Radiation Survey Instruments for Various Contaminants and Field Conditions. NUREG/CR-1507, Final

8. NUREG-1575. Nuclear Regulatory Commission (NRC). 2000. Multi-Agency Radiation Survey and Site Investigation Manual. NUGEG-1575, Rev 1

9. NUREG/CR-5512, Vol. 2. Nuclear Regulatory Commission (NRC) and Sandia National Laboratory. Apr 2001. Residual Radioactivity Contamination from Decommissioning: User's Manual DandD Version 2.1. NUREG/CR-5512, Vol. 2 / SAND2001-0822P

10. U. S Nuclear Regulatory Commission, NUREG/CR 5512, *Residual Radioactive Contamination from Decommissioning*

11. U.S. Code of Federal Regulations, 10 CFR Part 20

12. "Guidelines for Decontamination of Facilities and Equipment Prior to Release for Unrestricted Use or Termination of Licenses for Byproduct, Source, or Special Nuclear Materials (NRC 1987), Office of Nuclear Material Safety and Safeguards (NMSS)."

13. New World Technology, *Field Operations Procedures*

Appendix A

Radiation Work Permit (RWP)

RADIATION WORK PERMIT (RWP)

RWP #: RUAAP-1 Regular ☒ Extended

WORKER REQUIREMENTS

CLOTHING:	DOSIMETRY:	INSTRUCTIONS:	RESPIRATORY:
☒ Coveralls (1)	☒ TLD	☐ Contact HP for Line Breaks	☐ FFNP
☐ Lab Coat	☐ Film Badge	☒ Protect Cuts	☐ FFAL
☐ Cloth Hood	☐ SRD	☒ Pre-Job Briefing	☐ SCBA
☒ Paper Coveralls (1)	☒ Standard	☒ Post-Job Briefing	☐ PAPR
☐ Plastic Suit	☐ Elbows	☐ Contact HP Prior to Work In New Areas	☐ Dust Mask
☐ Plastic Booties	☐ Gonad Pack	☐ Modesty Required	☐ Half Face
☐ Rubber Shoe Covers	☐ Hot Cell Entry	☒ Site Specific Instructions	☐ Bubble Hood
☐ Canvas Shoe Covers	☐ Extremity	☒ Equipment Monitor at Job End	
☐ Cotton Gloves	☐ Head Pack	☒ Clean Up Work Area During and After Job	Cartridges:
☒ Rubber Gloves (1)	☐ Special	☒ Eating, Drinking, Smoking, Chewing Prohibited	☐ Particulate
☒ Leather Gloves	☐ Knees	☒ Frisk Upon Exiting Contaminated Area	☐ Vapor
☐ Beta Goggles/Face Shield	☐ Varying Field	☐ Have Prescribed HP Coverage or Stop Work	☐ Combination
☐ Extra	☐ Upper Field	☒ Exit Area Immediately Upon Emergency or Injury. Notify HP Immediately	☐ Other
☐ Other Clothing	☐ Ground Field		
	☐ Alarming Dosimetry		
	☐ None		
Stay Time (Heat Stress, Radiaton, Exposure Limits, etc.): 4 hrs.			

Special Instructions: (1) As per H.P. supervisor.

Health Physics Requirements

1. Job Coverage: Continuous ☐ Intermittent ☒ Start ☐ End of Job ☐
2. Air Sampling: General Area ☒ (1) Breathing Zone ☒ (1) Lapel ☐ AgZ ☐
   Tritium/C-14 ☐ Particulate ☐ Charcoal ☐ LoVol ☐ HiVol ☒ (1)
3. Exposure Rate Surveys: Start of Job ☐ Continuous Monitoring ☐ Area Monitoring ☐
   Intermittent Monitoring ☒ End of Job ☐
4. Contamination Surveys: Start of Job ☐ Continuous Monitoring ☐
   Intermittent Monitoring ☒ End of Job ☐
5. Is the ALARA Consideration Complete and Attached? Yes (No) Why? _____
6. Other: (1) As per H.P. supervisor.

RWP #: RVAAP-1 Regular X Extended

SECTION VI

Personnel Authorized to Perform Work & Acceptance of Responsibility

*My signature verifies that I have read and fully understand the RWP Requirements

Date	Name (Print)	Signature*	SSN	HPS Init	Year Dose (Date/Year) TEDE	TODE	LDE	SDE WB	SDE EX
7-26-04	Richard Kountz	Richard Kountz	281-34-4199	RK	Ø	Ø	Ø	Ø	Ø
7/26/04	Ken Bradley	Ken Bradley	198-48-9934	KB	700	Ø	Ø	Ø	Ø
7/26/04	Alan Campell	Alan McCampell	208-36-9914	AMC	Q ~~700~~ KB 7/26/04	Q	Q	Q	Q
7/26/04	Dan Spinner	Dan Spinner	190-544551	[illegible]	0	0	0	0	0

NA

H	Approvals/Reviews	I	Termination
Technician Generating RWP: Richard Kountz Date/Time: 7-26-04 09:00		Date: 8-13-04 Time: 1200	
Industrial Hygiene Approval: Date/Time: NA		Health Physics Rep: Dan Spinner	
HP Supervisor Approval: Richard Kountz Date/Time: 7-26-04 09:00		Reason: Job Complete RWP Revision	
RSO Manager Approval: Dan Spinner Date/Time: 7-26-04 10:00		HP Supervisor Review: Dan Spinner	

RWP SIGN-IN SHEET

NOTE: **1. All personnel signing in on this RWP Sign-in sheet must have signed Section VI of the RWP.**
2. All persons entering the RWP areas must log in and out.

Page 1 of 1.

RWP#: RVAAP-01	Location / Project: RVAAP, West Tank Farm Area	Date 7-27-04
Job Description: Remediation, Final Status Surveys and Sampling.		

Date	Name (Print)	Signature	Time		SRD Reading (mR)		Extremity SRD Reading (mR)		Respirator Worn?		HP Comments
			In	Out	In	Out	In	Out	Yes	No	
7-27-04	Dan Spencer	[signature]	0815	1155	N/A		N/A			X	
7-27-04	Richard Kounte	[signature]	0815	1155						X	
7-27-04	Alan M Campellor	[signature]	0815	1155						X	
7/27/04	Ken Bradley	[signature]	0815	1155						X	
7-27-04	Dan Spencer	[signature]	1305	1600						X	
7-27-04	Richard Kounte	[signature]	1305	1600						X	
7-27-04	Alan M Campellor	[signature]	1305	1600						X	
7/27/04	Ken Bradley	[signature]	1305	1600						X	
				N/A							

RWP SIGN-IN SHEET

NOTE: **1. All personnel signing in on this RWP Sign-in sheet must have signed Section VI of the RWP.**
2. All persons entering the RWP areas must log in and out.

Page 1 of 1.

RWP#: RVAAP-01	Location / Project: RVAAP, West Tank Farm Area	Date 7-28-04

Job Description: Remediation, Final Status Surveys and Sampling.

Date	Name (Print)	Signature	Time		SRD Reading (mR)		Extremity SRD Reading (mR)		Respirator Worn?		HP Comments
			In	Out	In	Out	In	Out	Yes	No	
7-28-04	Dan Spence	Dan Spence	0810	1155	NA		NA			X	
7-28-04	Richard Kouns	Richard Kouns	0810	1155						X	
7-28-04	Alan McCampbell	Alan McCampbell	0810	1155						X	
7/28/04	Ken Bradley	Ken Bradley	0810	1155						X	
7-28-04	Dan Spence	Dan Spence	1305	1700						X	
7-28-04	Richard Kouns	Richard Kouns	1305	1700						X	
7-28-04	Alan McCampbell	Alan McCampbell	1305	1710						X	
7/28/04	Ken Bradley	Ken Bradley	1305	1700						X	

NA

RWP SIGN-IN SHEET

NOTE: **1. All personnel signing in on this RWP Sign-in sheet must have signed Section VI of the RWP.**
2. All persons entering the RWP areas must log in and out.

Page 1 of 1.

RWP#: RVAAP-01	Location / Project: RVAAP, West Tank Farm Area	Date 7-29-04

Job Description: Remediation, Final Status Surveys and Sampling.

Date	Name (Print)	Signature	Time		SRD Reading (mR)		Extremity SRD Reading (mR)		Respirator Worn?		HP Comments
			In	Out	In	Out	In	Out	Yes	No	
7-29-04	Dan Spencer	Dan Spencer	0810	1200	N/A		N/A			X	
7-29-04	Richard Kounce	Richard Kounce	0810	1200						X	
7-29-04	Alan McCapellos	Alan McCapellos	0810	1200						X	
7/29/04	Ken Bradley	Ken Bradley	0810	1200						X	
7-29-04	Dan Spencer	Dan Spencer	1305	1700						X	
7-29-04	Richard Kounce	Richard Kounce	1305	1700						X	
7-29-04	Alan McCapellos	Alan McCapellos	1305	1700						X	
7/29/04	Ken Bradley	Ken Bradley	1305	1700						X	

RWP SIGN-IN SHEET

NOTE: **1. All personnel signing in on this RWP Sign-in sheet must have signed Section VI of the RWP.**
2. All persons entering the RWP areas must log in and out.

Page 1 of 1.

RWP#: RVAAP-01	Location / Project: RVAAP, West Tank Farm Area	Date 7-30-04
Job Description: Remediation, Final Status Surveys and Sampling.		

Date	Name (Print)	Signature	Time		SRD Reading (mR)		Extremity SRD Reading (mR)		Respirator Worn?		HP Comments
			In	Out	In	Out	In	Out	Yes	No	
7-30-04	Dan Spinnard	Dan Spinnard	0805	1200	N/A		N/A			X	
7-30-04	Richard Kourte	Rich Kourte	0805	1200						X	
7-30-04	Alan McCampbell	Alan McCampbell	0805	1200						X	
7/30/04	Ken Bradley	Ken Bradley	0805	1200						X	
7-30-04	Dan Spinnard	Dan Spinnard	1305	1650						X	
7-30-04	Richard Kourte	Rich Kourte	1305	1650						X	
7-30-04	Alan McCampbell	Alan McCampbell	1305	1650						X	
7/30/04	Ken Bradley	Ken Bradley	1305	1650						X	

N/A

RWP SIGN-IN SHEET

NOTE: **1. All personnel signing in on this RWP Sign-in sheet must have signed Section VI of the RWP.**
2. All persons entering the RWP areas must log in and out.

Page 1 of 1.

RWP#: RVAAP-01	Location / Project: RVAAP, West Tank Farm Area	Date 8-1-04
Job Description: Remediation, Final Status Surveys and Sampling.		

Date	Name (Print)	Signature	Time		SRD Reading (mR)		Extremity SRD Reading (mR)		Respirator Worn?		HP Comments
			In	Out	In	Out	In	Out	Yes	No	
8-1-04	Dan Spicer	Dan Spicer	0810	1200	N/A		N/A			X	
8-2-04	Richard Kowe	Rick Kowe	0810	1200						X	
8-2-04	Alan McCampbell	Alan McCampbell	0810	1200						X	
8/2/04	KEN BRADLEY	Ken Bradley	0810	1200						X	
8-1-04	Dan Spicer	Dan Spicer	1305	1650						X	
8-2-04	Richard Kowe	Rick Kowe	1305	1650						X	
8-2-04	Alan McCampbell	Alan McCampbell	1305	1650						X	
8/2/04	KEN BRADLEY	Ken Bradley	1305	1650						X	

NA

RWP SIGN-IN SHEET

NOTE: **1. All personnel signing in on this RWP Sign-in sheet must have signed Section VI of the RWP.**
2. All persons entering the RWP areas must log in and out.

Page 1 of 1.

RWP#: RVAAP-01	Location / Project: RVAAP, West Tank Farm Area	Date 8-3-04

Job Description: Remediation, Final Status Surveys and Sampling.

Date	Name (Print)	Signature	Time		SRD Reading (mR)		Extremity SRD Reading (mR)		Respirator Worn?		HP Comments
			In	Out	In	Out	In	Out	Yes	No	
8-3-04	[illegible]	[illegible]	0815	1140	N/A		N/A			X	
8-3-04	Richard Kovacs	[illegible]	0815	1140						X	
8-3-04	Alan M Campbell	[illegible]	0815	1140						X	
8/3/04	Ken Bradley	[illegible]	0815	1140						X	
8-3-04	[illegible]	[illegible]	1310	1700						X	
8-3-04	Richard Kovacs	[illegible]	1310	1700						X	
8-3-04	Alan M Campbell	[illegible]	1310	1700						X	
8/3/04	Ken Bradley	[illegible]	1310	1700						X	
					N/A						

RWP SIGN-IN SHEET

NOTE: **1. All personnel signing in on this RWP Sign-in sheet must have signed Section VI of the RWP.**
2. All persons entering the RWP areas must log in and out.

Page 1 of 1.

RWP#: RVAAP-01	Location / Project: RVAAP, West Tank Farm Area	Date 8-4-04
Job Description: Remediation, Final Status Surveys and Sampling.		

Date	Name (Print)	Signature	Time		SRD Reading (mR)		Extremity SRD Reading (mR)		Respirator Worn?		HP Comments
			In	Out	In	Out	In	Out	Yes	No	
8-4-04	Dan Spinner	[signature]	0830	1215	N/A		N/A			X	
8-4-04	Richard Kr[illegible]	[signature]	0830	1215						X	
8-4-04	Alan M Campbell	[signature]	0830	1215						X	
8/4/04	Ken Bradley	[signature]	0830	1215						X	
8/4/04	Alan M Campbell	[signature]	1310	1650						X	
8-4-04	Dan Spinner	[signature]	1310	1650						X	
8/4/04	Ken Bradley	[signature]	1310	1650						X	
8-4-04	Richard Kou[illegible]	[signature]	1310	1650						X	
			N/A								

RWP SIGN-IN SHEET

NOTE: **1. All personnel signing in on this RWP Sign-in sheet must have signed Section VI of the RWP.**
2. All persons entering the RWP areas must log in and out.

Page 1 of 1.

RWP#: RVAAP-01	Location / Project: RVAAP, West Tank Farm Area	Date 8-5-04

Job Description: Remediation, Final Status Surveys and Sampling.

Date	Name (Print)	Signature	Time		SRD Reading (mR)		Extremity SRD Reading (mR)		Respirator Worn?		HP Comments
			In	Out	In	Out	In	Out	Yes	No	
8-5-04	Dan Spencer	Dan Spencer	0810	1155	N/A		N/A			X	
8/5/04	Ken Bradley	Ken Bradley	0810	1155						X	
8/5/04	Alan A Campbell	Alan A Campbell	0810	1155						X	
8-5-04	Richard Koontz	Richard Koontz	0810	1150						X	
8-5-04	Richard Koontz	Richard Koontz	1240	1630						X	
8-5-04	Dan Spencer	Dan Spencer	1240	1630						X	
8-5-04	Alan A Campbell	Alan A Campbell	12:40	1630						X	
8/5/04	Ken Bradley	Ken Bradley	1240	1630						X	
			N/A								

RWP SIGN-IN SHEET

NOTE: **1. All personnel signing in on this RWP Sign-in sheet must have signed Section VI of the RWP.**
2. All persons entering the RWP areas must log in and out.

Page 1 of 1.

RWP#: RVAAP-01	Location / Project: RVAAP, West Tank Farm Area	Date 8-6-04

Job Description: Remediation, Final Status Surveys and Sampling.

Date	Name (Print)	Signature	Time		SRD Reading (mR)		Extremity SRD Reading (mR)		Respirator Worn?		HP Comments
			In	Out	In	Out	In	Out	Yes	No	
8-6-04	Dan Spencer	Dan Spencer	0825	1135	N/A		N/A			X	
8-6-04	ALAN N Campbell	Alan N Campbell	0825	1135	N/A		N/A			X	
8/6/04	KEN BRADLEY	Ken Bradley	0825	1135						X	
8-6-04	Richard Koontz	Richard Koontz	0825	1135						X	
8-6-04	KEN BRADLEY	Ken Bradley	1230	1545						X	
8-6-04	Richard Koontz	Richard Koontz	1230	1545						X	
8-6-04	Dan Spencer	Dan Spencer	1235	1545						X	
8-6-04	ALAN N Campbell	Alan N Campbell	1255	1545						X	
				N/A							

RWP SIGN-IN SHEET

NOTE: **1. All personnel signing in on this RWP Sign-in sheet must have signed Section VI of the RWP.**
2. All persons entering the RWP areas must log in and out.

Page 1 of 1.

RWP#: RVAAP-01	Location / Project: RVAAP, West Tank Farm Area	Date 8-9-04

Job Description: Remediation, Final Status Surveys and Sampling.

Date	Name (Print)	Signature	Time		SRD Reading (mR)		Extremity SRD Reading (mR)		Respirator Worn?		HP Comments
			In	Out	In	Out	In	Out	Yes	No	
8-9-04	Dan Spencer	Dan Spencer	0830	1155	NA		NA			X	
	Alan McCarpella	Alan McCarpella	0830	1155						X	
	KEN BRADLEY	Ken Bradley	0830	1155						X	
	Richard Kountz	Rich Kountz	0830	1155						X	
8-9-04	Dan Spencer	Dan Spencer	1300	1635						X	
	Dick Kountz	Dick Kountz	1300	1635						X	
	Alan McCarpella	Alan McCarpella	1300	1630						X	
	KEN BRADLEY	Ken Bradley	1300	1635						X	
				NA							

RWP SIGN-IN SHEET

NOTE: **1. All personnel signing in on this RWP Sign-in sheet must have signed Section VI of the RWP.**
2. All persons entering the RWP areas must log in and out.

Page 1 of 1.

RWP#: RVAAP-01	Location / Project: RVAAP, West Tank Farm Area	Date 8-10-04
Job Description: Remediation, Final Status Surveys and Sampling.		

Date	Name (Print)	Signature	Time		SRD Reading (mR)		Extremity SRD Reading (mR)		Respirator Worn?		HP Comments
			In	Out	In	Out	In	Out	Yes	No	
8-10-04	Alan Campbell	Alan Campbell	0745	1200	NA		NA			X	
8-10-04	Don Spinn	Don Spinn	0745	1200						X	
8-10-04	Richard Kountz	Richard Kountz	0745	1200						X	
8/10/04	Ken Bradley	Ken Bradley	0745	1200						X	
	Richard Kountz	Richard Kountz	1300	1630						X	
	Alan Campbell	Alan Campbell	1300	1630						X	
8/10/04	Ken Bradley	Ken Bradley	1300	1630						X	
8/10/04	Don Spinn	Don Spinn	1300	1630						X	
				NA							

RWP SIGN-IN SHEET

NOTE: **1. All personnel signing in on this RWP Sign-in sheet must have signed Section VI of the RWP.**
2. All persons entering the RWP areas must log in and out.

Page 1 of 1

RWP#: RVAAP-01	Location / Project: RVAAP, West Tank Farm Area	Date 8/11/04
Job Description: Remediation, Final Status Surveys and Sampling.		

Date	Name (Print)	Signature	Time		SRD Reading (mR)		Extremity SRD Reading (mR)		Respirator Worn?		HP Comments
			In	Out	In	Out	In	Out	Yes	No	
8/11/04	Ken Bradley	Ken Bradley	0825	1145							
8-11-04	Richard Kountz	[illegible]	0825	1145							
8-11-04	Alan McCapellen	[illegible]	0825	1145							
8-11-04	Don Spicer	[illegible]	0825	1145			N				
8/11/04	Ken Bradley	Ken Bradley	1245	1625							
8-11-04	Richard Kountz	[illegible]	1245	1625	N			A			
8-11-04	Alan McCapellen	[illegible]	1245	1625		A					
8-11-04	Don Spicer	[illegible]	1245	1625							

NEW WORLD TECHNOLOGY FORM NWT-023

RWP SIGN-IN SHEET

NOTE: **1. All personnel signing in on this RWP Sign-in sheet must have signed Section VI of the RWP.**
2. All persons entering the RWP areas must log in and out.

Page 1 of 1.

RWP#: RVAAP-01	Location / Project: RVAAP, West Tank Farm Area	Date 8/12/04
Job Description: Remediation, Final Status Surveys and Sampling.		

Date	Name (Print)	Signature	Time		SRD Reading (mR)		Extremity SRD Reading (mR)		Respirator Worn?		HP Comments
			In	Out	In	Out	In	Out	Yes	No	
8/12/04	KEN BRADLEY	Ken Bradley	0845	1130							NA
8-12-04	Dan Spriner	Dan Spriner	0845	1136							
8-12-04	Richard KOUNTS	Richard Kounts	0845	1136							
8-12-04	ALAN M Campollon	Alan M Campollon	0845	1130							
	Richard Kounts	Richard Kounts	1230	1645	N						
	Alan M Campollon	Alan M Campollon	1230	1645			N				
8/12/04	KEN BRADLEY	Ken Bradley	1230	1645				A			
8-12-04	Dan Spriner	Dan Spriner	1230	1645		A					
		NA									

RWP SIGN-IN SHEET

NOTE: **1. All personnel signing in on this RWP Sign-in sheet must have signed Section VI of the RWP.**
2. All persons entering the RWP areas must log in and out.

Page 1 of 1.

RWP#: RVAAP-01	Location / Project: RVAAP, West Tank Farm Area	Date 8-13-04
Job Description: Remediation, Final Status Surveys and Sampling.		

Date	Name (Print)	Signature	Time		SRD Reading (mR)		Extremity SRD Reading (mR)		Respirator Worn?		HP Comments
			In	Out	In	Out	In	Out	Yes	No	
8-13-04	[illegible]	[illegible]	0830	1115	NA		NA			X	NA
8-13-04	Alan McCampbell	[illegible]	0830	1115						X	
8-13-04	Richard Kovacs	[illegible]	0830	1115						X	
8/13/04	Ken Bradley	[illegible]	0830	1115						X	

NA

NEW WORLD TECHNOLOGY FORM NWT-023

RVAAP, West Tank Farm Visitor Briefing

New World Technology (NWT) has been contracted by the U.S. Army, Field Support Command (AFSC) to perform Final Status Surveys at the West Tank Farm area of the Ravenna Army Ammunition Plant (RVAAP), in Ravenna Ohio. The sands had been stored as a part of the strategic stockpile plan under the General Services Administration (GSA), later the Defense Logistic Agency (DLA). The monazite sand had been removed in the mid 1970's and the license for possession issued by the Atomic Energy Commission was terminated at that time.

RVAAP is located in northeastern Ohio spanning areas of both Trumbull and Portage counties. The plant was a Department of Defense (DOD) facility for the loading, assembling, packing, and storage of ammunition and explosives. The plant began operations in 1940 and ended during the 1970s. Portions of the installation are being re-utilized by the Ohio National Guard.

Sections of the facility were utilized by the General Services Administration (GSA) for storage of strategic materials. Among the materials stored at the facility were quantities of monazite sand (thorium ore) totaling approximately 3 million pounds. The sand contained measurable quantities of natural thorium (Th-nat). Atomic Energy Commission license was terminated in the mid 1970s following transfer of the materials out of country.

The area is in a remote section of RVAAP. There are no physical barriers (i.e. fencing) protecting the area from potential access. The AOC presents no immediate hazard to facility personnel or the environment due to the fact that the areas of contamination are small in size and are low in activity levels.

The monazite AOC consists of an approximately 10,000 m^2 area between and along two former railroad lines in the West Tank Farm area of the RVAAP. The GSA owned the monazite sand and leased two tanks from RVAAP to store the ore from the late 1950's to 1974. The two storage tanks (Tanks 1303 and 1305) were used to store approximately 3,023,553 pounds of the sand. The monazite sand contained less than 10-percent natural Thorium. The data on the license application indicates 170,000-pounds of thorium or approximately 6-percent of the total weight.

The sand was removed and shipped to Holland under an AEC approved action under export license STE-8179. The historical documentation of this export consists of the AEC license application and a few letters from GSA. It is unclear if the license number STE-8179 is an AEC number. GSA's policy of destroying records seven years after transactions has limited the available records.

Monazite sand was the only radioactive material stored at RVAAP. Monazite is a very insoluble and stable crystal structure and does not degrade in typical environmental conditions. Thorium is not very mobile in the environment and is normally only distributed by physical means.

Current whole body dose rates at the site are 7-10 microR/hour.

Other hazards at the site include insects, and poisonous plants.

Thorium

Symbol:	**Th**
Atomic Number: *(protons in nucleus)*	**90**
Atomic Weight: *(naturally occurring)*	**232**

What Is It? Thorium is a radioactive element that occurs naturally in low concentrations (about 10 parts per million) in the earth's crust. It is about three times as abundant as uranium and about as abundant as lead or molybdenum. Thorium in its pure form is a silvery-white heavy metal that is about as dense as lead. In nature, almost all thorium is thorium-232, although several additional isotopes can be present in small amounts. (Isotopes are different forms of an element that have the same number of protons in the nucleus but a different number of neutrons.) Thorium is a soft, ductile metal that is pyrophoric in powdered form. When heated in air, thorium turnings ignite and burn brilliantly with a white light.

Of the 26 known isotopes of thorium, only 12 have half-lives greater than one second, and of these only 3 have half-lives sufficiently long to warrant a concern. These key isotopes decay very slowly by emitting an alpha particle. The half-lives of thorium-232 and thorium-230, the isotopes of most concern, are very long. Their low specific activity means these two isotopes are not highly radioactive. Both thorium-232 and thorium-230 are present in soil and ores in secular equilibrium with radium-228 and radium-226, respectively. The health risks for these two radium isotopes (shown in the Radium fact sheet) must be added to those shown here to estimate the total risk. Thorium-229 is not generally associated with nuclear fuel cycle activities previously performed by the Department of Energy (DOE), and hence is not a radionuclide of concern at DOE environmental management sites. The health risks associated with thorium-228, which has a half-life of 1.9 years, are commonly included with those for radium-228 because thorium-228 cannot persist for an extended period of time in the absence of radium-228. *(See the companion fact sheet for Radium.)*

Radioactive Properties of Key Thorium Isotopes and Associated Radionuclides

Isotope	Half-Life	Natural Abundance *(%)*	Specific Activity *(Ci/g)*	Decay Mode	Radiation Energy *(MeV)*		
					Alpha *(α)*	Beta *(β)*	Gamma *(γ)*
Th-232	14 billion yr	>99	0.00000011	α	4.0	0.012	0.0013
Th-230	77,000 yr	<<1	0.020	α	4.7	0.015	0.0016
Th-229	7,300 yr	<<1	0.22	α	4.9	0.12	0.096
Ra-225	*15 days*		*40,000*	*β*	-	*0.11*	*0.014*
Ac-225	*10 days*		*59,000*	*α*	*5.8*	*0.022*	*0.018*
Fr-221	*4.8 min*		*180 million*	*α*	*6.3*	*0.010*	*0.031*
At-217	*0.032 sec*		*1.6 trillion*	*α*	*7.1*	<	<
Bi-213	*46 min*		*20 million*	*α, β*	*0.13*	*0.44*	*0.13*
Po-213 (98%)	*0.0000042 sec*		*13,000 trillion*	*α*	*8.4*	-	-
Tl-209 (2%)	*2.2 min*		*410 million*	*β*	-	*0.69*	*2.0*
Pb-209	*3.3 hr*		*4.7 million*	*β*	-	*0.20*	-

Ci = curie, g = gram, and MeV = million electron volts; a dash means the entry is not applicable, and a "<" means the radiation energy is less than 0.001 MeV. (See the companion fact sheet on Radioactive Properties, Internal Distribution, and Risk Coefficients for explanation of terms and interpretation of radiation energies.) Bismuth-213 decays by both emitting an alpha particle (2%) and a beta particle (98%). Certain properties of additional radionuclides are included here because they accompany the thorium decays. Values are given to two significant figures.

Where Does It Come From? Thorium is widely distributed in small amounts in the earth's crust. The chief commercial source is monazite sands in the United States (in North Carolina, South Carolina, Idaho, Colorado, Montana, and Florida) as well as in Brazil, India, Australia, and South Africa. The concentration of thorium oxide in monazite sands is about 3 to 10%. Thorium is also found in the minerals thorite (thorium silicate) and thorianite (mixed thorium and uranium oxides). The isotope thorium-230, a decay product of uranium-238, is found in uranium deposits as well as in uranium mill tailings.

How Is It Used? The principal use of thorium has been in the preparation of the Welsbach mantle for portable gas lanterns. These mantles contain thorium oxide with about 1% cerium oxide and other ingredients, and they glow with a dazzling light when heated in a gas flame. Thorium is an important alloying element in magnesium and is used to coat tungsten wire for components of electronic equipment. Thorium can also be added to ceramic items such as crucibles to make them more heat resistant, as well as to refractive glass to allow for smaller and more accurate camera lenses. In

New World Technology, Inc.
RVAAP West Tank Farm Visitors Sign In Log

Name (Printed)	Name (Signed)	Organization	Date	Time In	Time Out
MIKE STUART	[illegible]	AFSC	8-10-04	0900	0950
E.J. HART	[illegible]	AFSC	8-10-04	0900	1130
Gene BONANO	[illegible]	USNRC	8.10.04	0915	1630
Gene BONANO	[illegible]	"	8.11.04	0825	1630
Gene BONANO	[illegible]	"	8.12.04	0830	1646

Site-Specific Health and Safety Plan Acknowledgment

I have read this Site-Specific Health and Safety Plan, I understand the contents, and I agree to abide by its requirements I also have been properly trained, medically monitored, and fit tested for the work that I am to perform and those dates are provided below. Documentation will be placed in the Project Records.

Date	Name (Printed)	Signature	Company Represented	40-hr Date	8-hr Date*	Medical Date	Fit Test Date
7-26-04	Richard Kowitz	[illegible]	N.W.T	1994	2004	7-22-04	2004
7-26-04	Alan M Campbell	[illegible]	NWT	4-9-02	2004	5-6-04	2004
7/26/04	Ken Bradley	[illegible]	NWT	11/94	05/04	01/04	05/04
7/26/04	Dan Spurr	[illegible]	NWT	3/92	01/04	02/04	2004

N/A

*If 40-hr training is less than one year old, then the 8-hr refresher training is not required. Indicate this with NR

Appendix B

Instrument Calibration Data

Duratek

CALIBRATION CERTIFICATE

Duratek Instrument Services
628 Gallaher Road
Kingston, TN 37763
Phone: (865) 376-8337
Fax: (865) 376-8331

This Certificate will be accompanied by Calibration Charts or Readings where applicable

CUSTOMER INFORMATION		INSTRUMENT INFORMATION	
Customer Name: Duratek Instrument Services		Manufacturer: Ludlum	
Address:628 Gallaher Road, Kingston, TN 37763		Model: 2360	Serial Number: 185766
Contact Name: Thomas F. Scott		Probe: N/A	Serial Number: N/A
Customer Purchase Order Number: N/A	Work Order Number: 2004-01675	Calibration Method: Electronic	

INSTRUMENT CALIBRATION INFORMATION

Instrument Range	Calibration Standard Value	Ratemeter Response		Calibration Standard Value CPM	Time Base (minutes)	Tolerances (cpm) ± 10%	Scaler Response	
		As Found	As Left				As Found	As Left
X 1	100	100	100	1,000 CPM	.1	90 – 110	101	101
X 1	250	250	250	1,000 CPM	.5	450 – 550	504	504
X 1	400	400	400	1,000 CPM	1	900 – 1,100	1,009	1,009
X 10	1,000	1,000	1,000	1,000 CPM	2	1.8K–2.2K	2,018	2,018
X 10	2,500	2,500	2,500	1,000 CPM	5	4.5K-5.5K	5,046	5,046
X 10	4,000	4,000	4,000	1,000 CPM	10	9.9K-11K	10,098	10,098
X 100	10,000	10,000	10,000					
X 100	25,000	25,000	25,000					
X 100	40,000	40,000	40,000					
X 1000	100,000	100,000	100,000					
X 1000	250,000	250,000	250,000					
X 1000	400,000	400,000	400,000					

STATEMENT OF CERTIFICATION

We Certify that the instrument listed above was calibrated and inspected prior to shipment and that it met all the Manufacturers published operating specifications. We further certify that our Calibration Measurements are traceable to the National Institute of Standards and Technology. (We are not responsible for damage incurred during shipment or use of this instrument).

Instrument	
Calibrated By:	Reviewed By: Date: 5-13-04
Calibration Date: 05/12/04	Calibration Due: 05/12/05

Model: 2360 Serial Number: 185766

M&TE				Environmental Conditions		
Volt Meter	ID# 6565015	Cal Due:	10/14/04	Barometer	ID# 2525	Cal Due: 10/22/04
Pulser	ID# 120935	Cal Due:	04/13/05	Thermometer	ID# 2525	Cal Due: 10/22/04
Psychron	ID# 7480	Cal Due:	02/10/05	Temp: 23.6 °C	Pressure: 747 mmHg	Humidity: 72%

Special Test			
Geotropism	Sat (√) Unsat ( )	As Found	As Left
Audio Check	Sat (√) Unsat ( )	Alpha Sensitivity = 130mv	Alpha Sensitivity = 120mv
Mechanical Zero	Sat (√) Unsat ( )	Beta Sensitivity = 4.0mv	Beta Sensitivity = 3.5mv
Reset	Sat (√) Unsat ( )	Beta Window = 31mv	Beta Window = 30mv
HV Analog Display	Sat (√) Unsat ( )	See 43-89 detector certificate for High Voltage setting	
High Voltage Calibration		Overload Not Set	Overload Not Set

Voltage	Tolerance	As Found	As Left	H.V. Set With Detector Not Connected			
500	450-550	491	491				
1000	900-1100	987	987				
1500	1350-1650	1,493	1,493				

COMMENTS

Calibrated with 5ft. Cable

Instrument Calibrated By:	Reviewed By: Thomas G. Scott Date: 5-13-04
Calibration Date: 05/12/04	Calibration Due: 05/12/05

Duratek

CALIBRATION CERTIFICATE

Duratek Instrument Services
628 Gallaher Road
Kingston, TN 37763
Phone: (865) 376-8337
Fax: (865) 376-8331

This Certificate will be accompanied by Calibration Charts or Readings where applicable

CUSTOMER INFORMATION		DETECTOR INFORMATION
Customer Name: Duratek Instrument Services		Manufacturer: Ludlum
Address: 628 Gallaher Road, Kingston, TN 37763		Detector Model: 43-89
Contact Name: Thomas F. Scott		Serial Number: 509
Customer Purchase Order Number: N/A	Work Order Number: 2004-01675	Evaluation Method: Source

DETECTOR EVALUATION INFORMATION

Source Nuclide	Serial Number	Activity (dpm)	Net Response (cpm)	Efficiency (%)
Th^{230}	119737	18,720	2,758.8	14.7%
Tc^{99}	119719	23,100	2,456.2	10.6%
SrY^{90}	129676	15,528	4,442.2	28.6%

SCALER INFORMATION			DETECTOR INFORMATION		
Model	Serial Number	Due Date	Background (cpm)	Operating Voltage	Threshold
2360	185766	05/12/05	.2	875V	Alpha (120mV)
2360	185766	05/12/05	231.8	875V	Beta (3.5-30mV)

ATTACHMENTS

Voltage Plateau: √ YES NO

Statistical Evaluation: YES √ NO

COMMENTS	PRECISION TEST (Gross Counts)	
Calibrated with 5 foot cable	Count 1	2,661
Precision test performed with Tc^{99} #119719	Count 2	2,725
Calibrated in accordance with original equipment technical manual.	Count 3	2,768
	Average	2,718
5 minute background performed	Pass/Fail	PASS (+/-10% Tolerance)

STATEMENT OF CERTIFICATION

We Certify that the detector listed above was evaluated for proper operation prior to shipment and that it met all the Manufacturers published operating specifications. We further certify that our Calibration Measurements are traceable to the National Institute of Standards and Technology. (We are not responsible for damage incurred during shipment or use of this detector).

Detector Certified By: [signature] Reviewed By: Thomas F. Scott Date: 5-13-04

Certification Date: 05/13/04 Certification Due: 05/13/05

Detector 43-89 #509 Raw Data (Counts)										
	Background		Pu-239		Tc-99		N/A		N/A	
Voltage	Alpha	Beta	Alpha	Beta	Alpha	Beta	Alpha	Beta	Alpha	Beta
750	0	68	2231	192	1	729				
775	0	94	2441	233	1	952				
800	0	119	2447	229	2	1368				
825	1	171	2477	262	1	1629				
850	0	215	2370	321	2	2132				
875	1	257	2554	462	1	2743				
900	6	302	2613	695	8	3311				

Source Info

Nuclide	**Pu-239**	**Tc-99**	**N/A**	**N/A**
ID	19442	119719		
Initial DPM	13613	23,100		
Certification Date	6/1/92	10/14/97		
Today's Date	5/13/04	5/13/04	5/13/04	5/13/04
Source Age (Years)	11.95	6.58	104.37	104.37
Half-Life (Years)	2.41E+04	2.13E+05		
Corrected Activity	13608	23100	#DIV/0!	#DIV/0!

Net CPM														
	MDA/Cross-Talk			Beta Eff.	Alpha Eff.	Pu-239		Tc-99		N/A		N/A	
Voltage	Beta MDA	Alpha MDA	Beta-Alpha	(%)	(%)	Alpha	Beta	Alpha	Beta	Alpha	Beta	Alpha	Beta
750	1435.5	16.5	0.1%	2.86%	16.4%	2231	124	1	661	0	-68	0	-68
775	1287.4	15.1	0.1%	3.71%	17.9%	2441	139	1	858	0	-94	0	-94
800	988.8	15.1	0.1%	5.41%	18.0%	2447	110	2	1249	0	-119	0	-119
825	1006.9	40.5	0.1%	6.31%	18.2%	2476	91	0	1458	-1	-171	-1	-171
850	854.7	15.6	0.1%	8.30%	17.4%	2370	106	2	1917	0	-215	0	-215
875	718.3	39.2	0.0%	10.76%	18.8%	2553	205	0	2486	-1	-257	-1	-257
900	641.5	73.6	0.2%	13.03%	19.2%	2607	393	2	3009	-6	-302	-6	-302
925	#DIV/0!	#DIV/0!	#DIV/0!	0.00%	0.0%	0	0	0	0	0	0	0	0
950	#DIV/0!	#DIV/0!	#DIV/0!	0.00%	0.0%	0	0	0	0	0	0	0	0

Performed By: [signature] Date: 5/13/04

Reviewed By: [signature] Date: 5-13-04

Designer and Manufacturer of Scientific and Industrial Instruments

CERTIFICATE OF CALIBRATION

LUDLUM MEASUREMENTS, INC.
POST OFFICE BOX 810 PH. 325-235-5494
501 OAK STREET FAX NO. 325-235-4672
SWEETWATER, TEXAS 79556, U.S.A.

CUSTOMER NEW WORLD TECHNOLOGY ORDER NO. 201846/274660

Mfg. Ludlum Measurements, Inc. Model 19 Serial No. 138444

Mfg. Model Serial No.

Cal. Date 19-Aug-03 Cal Due Date 19-Aug-04 Cal. Interval 1 Year Meterface 202-016

Check mark ☑ applies to applicable instr. and/or detector IAW mfg. spec. T. 72 °F RH 41 % Alt 704.8 mm Hg

☐ New Instrument Instrument Received ☑ Within Toler. +-10% ☐ 10-20% ☐ Out of Tol. ☐ Requiring Repair ☐ Other-See comments

☑ Mechanical ck. ☑ Meter Zeroed ☐ Background Subtract ☐ Input Sens. Linearity
☑ F/S Resp. ck ☑ Reset ck. ☐ Window Operation ☑ Geotropism
☑ Audio ck. ☐ Alarm Setting ck. ☑ Batt. ck. (Min. Volt) 2.2 VDC
☐ Calibrated in accordance with LMI SOP 14.8 rev 12/05/89. ☑ Calibrated in accordance with LMI SOP 14.9 rev 02/07/97.

Instrument Volt Set 600 V Input Sens. mV Det. Oper. V at mV Threshold Dial Ratio - mV

☐ HV Readout (2 points) Ref./Inst. / V Ref./Inst. / V

COMMENTS:

Gamma Calibration: GM detectors positioned perpendicular to source except for M 44-9 in which the front of probe faces source.

RANGE/MULTIPLIER	REFERENCE CAL. POINT	INSTRUMENT REC'D "AS FOUND READING"	INSTRUMENT METER READING*
5000	4000 µ/hr	4200	4000
5000	1000 µ/hr	1100	1000
500	400 µR/hr = 71.6 Kcpm	400	400
500	100 µR/hr	100	100
250	200 µR/hr = 34.8 Kcpm	220	200
250	100 µR/hr	110	105
50	7160 cpm	39	40
50	1790 cpm	10	10
25	3480 cpm	19.5	20
25	870 cpm	5	5

*Uncertainty within ± 10% C.F. within ± 20% 50, 25 Range(s) Calibrated Electronically

	REFERENCE CAL. POINT	INSTRUMENT RECEIVED	INSTRUMENT METER READING*		REFERENCE CAL. POINT	INSTRUMENT RECEIVED	INSTRUMENT METER READING*
Digital Readout				Log Scale			

Ludlum Measurements, Inc. certifies that the above instrument has been calibrated by standards traceable to the National Institute of Standards and Technology, or to the calibration facilities of other International Standards Organization members, or have been derived from accepted values of natural physical constants or have been derived by the ratio type of calibration techniques. The calibration system conforms to the requirements of ANSI/NCSL Z540-1-1994 and ANSI N323-1978 State of Texas Calibration License No. LO-1963

Reference Instruments and/or Sources:

Cs-137 Gamma S/N ☐ 1162 ☐ G112 ☑ M565 ☐ S105 ☐ T1008 ☐ T879 ☐ E552 ☐ E551 ☐ Neutron Am-241 Be S/N T-304

☐ Alpha S/N ☐ Beta S/N ☐ Other

☑ m 500 S/N 57885 ☐ Oscilloscope S/N ☑ Multimeter S/N 71300353

Calibrated By: Jerome Fuqua Date 19-Aug-03

Reviewed By: [signature] Date 19 Aug 03

This certificate shall not be reproduced except in full, without the written approval of Ludlum Measurements, Inc.
FORM C22A 04/09/2003

AC Inst. Only ☐ Passed Dielectric (Hi-Pot) and Continuity Test ☐ Failed:

Designer and Manufacturer of Scientific and Industrial Instruments

CERTIFICATE OF CALIBRATION

LUDLUM MEASUREMENTS, INC.
POST OFFICE BOX 810 PH. 325-235 5494
501 OAK STREET FAX NO. 325-235-4672
SWEETWATER, TEXAS 79556, U.S.A.

CUSTOMER NEW WORLD TECHNOLOGY ORDER NO. 213342/280350

Mfg. Ludlum Measurements, Inc. Model 3 Serial No. 131845

Mfg. Ludlum Measurements, Inc. Model 44-9 Serial No. PR-151135

Cal. Date 14-Apr-04 Cal Due Date 14-Apr-05 Cal. Interval 1 Year Materface 202-608

Check mark ☑ applies to applicable instr. and/or detector IAW mfg. spec. T. 71 °F RH 20 % Alt 705.8 mm Hg

☐ New Instrument Instrument Received ☐ Within Toler. +-10% ☐ 10-20% ☑ Out of Tol. ☐ Requiring Repair ☐ Other-See comments

☑ Mechanical ck. ☑ Meter Zeroed ☐ Background Subtract ☑ Input Sens. Linearity
☑ F/S Resp. ck ☑ Reset ck. ☐ Window Operation ☑ Geotropism
☑ Audio ck. ☐ Alarm Setting ck. ☑ Batt. ck. (Min. Volt) 2.2 VDC

☐ Calibrated in accordance with LMI SOP 14.8 rev 12/05/89. ☑ Calibrated in accordance with LMI SOP 14.9 rev 02/07/97.

Instrument Volt Set 900 V Input Sens. 35 mV Det. Oper. 900 V at 35 mV Threshold Dial Ratio = mV

☐ HV Readout (2 points) Ref./Inst. / V Ref./Inst. / V

COMMENTS:

Gamma Calibration: GM detectors positioned perpendicular to source except for M 44-9 in which the front of probe faces source.

RANGE/MULTIPLIER	REFERENCE CAL. POINT	INSTRUMENT REC'D "AS FOUND READING"	INSTRUMENT METER READING*
X 100	150 mR/hr	1.8	1.5
X 100	60 mR/hr	0.7	0.55
X 10	15 mR/hr	off scale	1.5
X 10	5 mR/hr	0.7	0.5
X 1	1.5 mR/hr = 480 cpm	1.5	1.5
X 1	1.0 mR/hr	1.0	1.0
X 0.1	480 cpm	1.5	1.5
X 0.1	160 cpm	0.5	0.5

*Uncertainty within + 10% C.F. within ± 20% X 0.1 Range(s) Calibrated Electronically

Digital Readout: REFERENCE CAL. POINT	INSTRUMENT RECEIVED	INSTRUMENT METER READING*	Log Scale: REFERENCE CAL. POINT	INSTRUMENT RECEIVED	INSTRUMENT METER READING*

Ludlum Measurements, Inc. certifies that the above instrument has been calibrated by standards traceable to the National Institute of Standards and Technology, or to the calibration facilities of other International Standards Organization members, or have been derived from accepted values of natural physical constants or have been derived by the ratio type of calibration techniques. The calibration system complies to the requirements of ANSI/NCSL Z540-1-1994 and ANSI N323-1978 State of Texas Calibration License No. LO-1963

Reference Instruments and/or Sources:

Cs-137 Gamma S/N ☑ 1162 ☐ C112 ☐ M565 ☐ 5105 ☐ 11008 ☐ 7879 ☑ E552 ☐ E551 ☐ 720 ☐ 734 ☐ 1616 ☐ Neutron Am-241 Be S/N T 304

☐ Alpha S/N ☐ Beta S/N ☐ Other

☑ m 500 S/N 50800 ☐ Oscilloscope S/N ☑ Multimeter S/N 83990502

Calibrated By: [signature] Date 14 Apr 04

Reviewed By: [signature] Date 15 Apr 04

This certificate shall not be reproduced except in full, without the written approval of Ludlum Measurements, Inc.
FORM C22A 11/26/2003

AC Inst. Only ☐ Passed Dielectric (Hi-Pot) and Continuity Test ☐ Failed:

Designer and Manufacturer of Scientific and Industrial Instruments

CERTIFICATE OF CALIBRATION

COPY

LUDLUM MEASUREMENTS, INC.
POST OFFICE BOX 810 PH. 325-235-5494
501 OAK STREET FAX NO. 325-235-4672
SWEETWATER, TEXAS 79556, U.S.A.

USTOMER NEW WORLD TECHNOLOGY ORDER NO. 215102/281210

fg. Ludlum Measurements, Inc. Model 2350-1 Serial No. 134743

al. Date 3-May-04 Cal Due Date 3-May-05 Cal. Interval 1 Year Meterface n/a

ck mark ☑ applies to applicable instr. and/or detector IAW mfg. spec. T. 75 °F RH 31 % Alt 703.8 mm Hg

j New Instrument Instrument Received ☑ Within Toler. +-10% ☐ 10-20% ☐ Out of Tol. ☐ Requiring Repair ☑ Other-See comments

☑ Mechanical check
☑ F/S Resp. check
☑ Audio check
☑ Rotometer Linearity check
☑ Data Log check
☑ Calibrated in accordance with LMI SOP 14.8 rev 12/05/89.

☑ Reset check
☑ Alarm Setting check
☑ Integrated Dose check
☑ Overload check

☑ Window Operation
☑ Battery check (Min. Volt) 4.4 VDC
☑ Recycle Mode check
☑ Scaler Readout check
Threshold Dial Ratio 100 = 10 mV
☑ Calibrated in accordance with LMI SOP 14.9 rev 02/07/97.

☑ Input Sens. Linearity

☑ HV Readout (2 points) Ref./Inst. 500 / 500 V Ref./Inst. 2000 / 1997 V

OMMENTS: *Firmware: 3/122N21*

/O FIRMWARE 137123N05.
ALIBRATED USING 39" CABLE.
D "AS FOUNDS" FOR DETECTOR DUE TO NO DETECTOR SETUPS FOUND.

amma Calibration: GM detectors positioned perpendicular to source except for M 44-9 in which the front of probe faces source.

	Probe Model	Serial #	High Voltage	Threshold	Units/ Time Base	Dead Time Correction Factor	Calibration Constant	Linearity ±10%*
tector # 1	LMI44-10	PR685492	1000	100	4 / 2	1.116440E-05	5.094543E+10	✓
etector # 2	LMI44-10	PR685492	1000	100	7 / 1	1.116440E-05	1.000000E+00	
etector # 3	PK/CS-137	PR685492	662	642	7 / 1	0.000000E+00	1.000000E+00	
etector #								
etector #								
etector #								
etector #								
etector #								
etector #								
etector #								

Units: 0 – rad, 1 – Gray, 2 – rem, 3 – Sv, 4 – R, 5 – C/Kg, 6 – Disintegrations, 7 – Counts, 8 – Ci/cm sq., 9 – Bq/cm sq.
ime Base: 0 – Seconds, 1 – Minutes, 2 – Hours

* See attached detector documentation, if applicable.

Digital Readout	REFERENCE CAL. POINT	INSTRUMENT RECEIVED	INSTRUMENT METER READING*	REFERENCE CAL. POINT	INSTRUMENT RECEIVED	INSTRUMENT METER READING*
	400 K cpm	39993 (0)	40021 (0)	400 cpm	40 (0)	40 (0)
	40 K cpm	3990 (0)	3996 (0)	40 cpm	4 (0)	4 (0)
	4 K cpm	399 (0)	399 (0)			

.dlum Measurements, Inc. certifies that the above instrument has been calibrated by standards traceable to the National Institute of Standards and Technology, or to the calibration facilities of other International Standards Organization members, or have been derived from accepted values of natural physical constants or have been derived by the ratio type of calibration techniques. The calibration system conforms to the requirements of ANSI/NCSL Z540-1-1994 and ANSI N323-1978. State of Texas Calibration License No. LO-1963

Reference Instruments and/or Sources: Cs-137 Gamma S/N

☐ 1162 ☐ 6112 ☑ M565 ☐ 5105 ☐ T1008 ☐ T879 ☐ E552 ☐ E551 ☐ 720 ☐ 734 ☐ 1616 ☐ Neutron Am-241 Be S/N T-304

☐ Alpha S/N ☐ Beta S/N ☑ Other Am-241/α-0.77μCi

☑ m 500 S/N 189509 ☑ Multimeter S/N 80820360

Calibrated By: Reviewed By: Date 3-May-04 Date 3 May 04

FORM CAIC 11/26/2003

The certificate shall not be reproduced except in full, without the written approval of Ludlum Measurements, Inc.

Designer and Manufacturer
of
Scientific and Industrial
Instruments

LUDLUM MEASUREMENTS, INC.
POST OFFICE BOX 810 PH. 325-235-5494
501 OAK STREET FAX NO. 325-235-4672
SWEETWATER, TEXAS 79556, U.S.A.

Model 2350 Bench Test Data

Customer NEW WORLD TECHNOLOGY Date 3-May-04 Order #. 215102/281210

Model 2350-1 , Serial No. 134743 Detector 44-10 Serial No. PR685492

Source Cs-137 1.9 mCi

High Voltage 1000 V As Found N/A V. Input 10.00 mV As Found / mV.

Cal. Constant 5.094543E+10 as found /

Dead Time 1.116440E-06 as found N/A

Alarm Setting: Ratemeter 1000000000.000000 as found

Scaler 1000000.000000 as found

Integrated dose 1000000000.0000 as found

Overload ☐ On ☐ Off as found ☐ On ☐ Off Window 1000 as found

Detector Received: ☐ Within Toler. +-10% ☐ 10-20% ☐ Out of Tol. ☐ Requiring Repair ☑ Other-See comments

Reference Point	"As Found" Readings: Meter Reading	After Adjustment Readings: Meter Reading
2000 μR/hr	N/A	1.83 mR/hr
1000		1.00 mR/hr
500		.51 mR/hr
200		201 μR/hr
100 μR/hr		101 μR/hr

Other "No Detector Setup"

Signature Moses Campos Date 3-May-04

FORM Co-1 04/07/2003

Designer and Manufacturer
of
Scientific and Industrial
Instruments

LUDLUM MEASUREMENTS, INC.
POST OFFICE BOX 810 PH. 325-235-5494
501 OAK STREET FAX NO. 325-235-4672
SWEETWATER, TEXAS 79556, U.S.A.

Bench Test Data For Detector

Detector 44-10 Serial No. PR086492

Customer NEW WORLD TECHNOLOGY Order #. 215102/281210

Counter 2350-1 Serial No. 134743 Counter Input Sensitivity 10.00 mV

Count Time 60 sec BG. / 6 sec Source Distance Source to Detector Surface

Other Cal Constant = 1.000000E+00 Dead Time = 1.116440E-05

High Voltage	Background	Isotope Am-241 Size ~0.02 μCi	Isotope Size	Isotope Size	Isotope Size
800	5106	10275			
850	5371	11239			
900	5392	11688			
950	5443	11690			
1000	5493	11798			
1050	5825	11945			
1100	6029	12164			
1150	6115	12208			
1200	6307	12268			

Signature [signature] Date 3-May-03

FORM CAL 04/09/2003

DETECTOR SETUP CHECK LIST REPORT

he following list is stored as detector setup D1 in the Model 2350.
oday's date is 05/03/2004.
he current time of day is: 08:57:11.

. have verified the list below
as NO discrepancies with the DETECTOR SETTINGS TABLE: M.C.

Comments:

Model 2350 Serial # =	134743.
User I.D. =	
High Voltage =	1000 volts.
Threshold =	100.
Window =	1000,Off.
Overload Current =	40.0 micro amperes.
Scaler Count Time =	12 seconds.
Readout Units =	R.
Readout Time Base =	hr.
Readout Range Multiplier =	auto.
Detector Dead Time =	1.116440E-05.
Detector Calibration Constant =	5.094543E+10.
Detector Model =	LMI44-10.
Detector Serial # =	PR685492.
Ratemeter Alarm Setting =	1.000000E+09.
Scaler Alarm Setting =	1000000.
Integrated Dose Alarm Setting =	1.000000E+09.
Low Count Alarm Setting =	X.
Operating Battery Voltage =	6.1 volts.

DETECTOR SETUP CHECK LIST REPORT

he following list is stored as detector setup D2 in the Model 2350.
oday's date is 05/03/2004.
he current time of day is: 08:57:34.

have verified the list below
as NO discrepancies with the DETECTOR SETTINGS TABLE: M.C.

omments:

odel 2350 Serial # =	134743.
ser I.D. =	
igh Voltage =	1000 volts.
hreshold =	100.
indow =	1000,Off.
verload Current =	40.0 micro amperes.
caler Count Time =	12 seconds.
eadout Units =	counts.
eadout Time Base =	min.
eadout Range Multiplier =	auto.
tector Dead Time =	1.116440E-05.
etector Calibration Constant =	1.000000E+00.
Detector Model =	LMI44-10.
Detector Serial # =	PR685492.
Ratemeter Alarm Setting =	1.000000E+09.
Scaler Alarm Setting =	1000000.
Integrated Dose Alarm Setting =	1.000000E+09.
Low Count Alarm Setting =	X.
Operating Battery Voltage =	6.1 volts.

DETECTOR SETUP CHECK LIST REPORT

he following list is stored as detector setup D3 in the Model 2350.
oday's date is 05/03/2004.
he current time of day is: 09:22:26.

have verified the list below
as NO discrepancies with the DETECTOR SETTINGS TABLE:_____

omments:

Model 2350 Serial # =	134743.
User I.D. =	
High Voltage =	682 volts.
Threshold =	642.
Window =	40,On.
Overload Current =	40.0 micro amperes.
Scaler Count Time =	6 seconds.
Readout Units =	counts.
Readout Time Base =	min.
Readout Range Multiplier =	auto.
Detector Dead Time =	0.000000E+00.
Detector Calibration Constant =	1.000000E+00.
Detector Model =	PK/CS-137.
Detector Serial # =	PR685492.
Ratemeter Alarm Setting =	1.000000E+09.
Scaler Alarm Setting =	1000000.
Integrated Dose Alarm Setting =	1.000000E+09.
Low Count Alarm Setting =	X.
Operating Battery Voltage =	6.1 volts.

DETECTOR SETUP BAR CODES Generated: 05/03/2004 08:58:26.

Model 2350 Serial #134743

H1000$E
Set High Voltage: 1000

T100$Q
Set Threshold: 100

W1000$WOFF$P
Set Window: 1000,OFF

O400$OOFF$C
Set Overload: 400,OFF

F12$E
Set Scaler Count Time: 12

SU4$F
Set Readout Units = R

SB2$.
Set Readout Time Base = hr

SM0$3
Set Readout Range Multiplier = auto

SL1.116440E-05$P
Set Dead Time: 1.116440E-05

SC5.094543E+10$U
Set Calibration Constant: 5.094543E+10

*MLMI44-10$ *
Set Detector Model: LMI44-10

NPR685492$J
Set Detector Serial #: PR685492

J1.000000E+09$V
Set Ratemeter Alarm: 1.000000E+09

K1000000$H
Set Scaler Alarm: 1000000

P1.000000E+09$.
Set Dose Alarm: 1.000000E+09

SP1$7
SAVE PARAMETERS AS D1

DETECTOR SETUP BAR CODES Generated: 05/03/2004 08:58:57.

Model 2350 Serial #134743

H1000$R
Set High Voltage: 1000

T100$Q
Set Threshold: 100

W1000$WOFF$P
Set Window: 1000,OFF

O400$OOFF$C
Set Overload: 400,OFF

F12$F
Set Scaler Count Time: 12

SU7$I
Set Readout Units = counts

SB1$-
Set Readout Time Base = min

SM0$3
Set Readout Range Multiplier = auto

SL1.116440E-05$P
Set Dead Time: 1.116440E-05

SC1.000000E+00$O
Set Calibration Constant: 1.000000E+00

*MLMI44-10$ *
Set Detector Model: LMI44-10

NPR685492$J
Set Detector Serial #: PR685492

J1.000000E+09$V
Set Ratemeter Alarm: 1.000000E+09

K1000000$H
Set Scaler Alarm: 1000000

P1.000000E+09$.
Set Dose Alarm: 1.000000E+09

SP2$8
SAVE PARAMETERS AS D2

DETECTOR SETUP BAR CODES

Generated: 05/03/2004 09:23:03.

Model 2350 Serial #134743

H682$T
Set High Voltage: 682

T642$.
Set Threshold: 642

W40WONL
Set Window: 40,ON

O400$OOFF$C
Set Overload: 400,OFF

F6$H
Set Scaler Count Time: 6

SU7$I
Set Readout Units = counts

SB1$-
Set Readout Time Base = min

SM0$3
Set Readout Range Multiplier = auto

SL0.000000E+00$8
Set Dead Time: 0.000000E+00

SC1.000000E+00$0
Set Calibration Constant: 1.000000E+00

MPK/CS-137$I
Set Detector Model: PK/CS-137

NPR685492$J
Set Detector Serial #: PR685492

J1.000000E+09$V
Set Ratemeter Alarm: 1.000000E+09

K1000000$H
Set Scaler Alarm: 1000000

P1.000000E+09$.
Set Dose Alarm: 1.000000E+09

SP3$9
SAVE PARAMETERS AS D3

Designer and Manufacturer of Scientific and Industrial Instruments

CERTIFICATE OF CALIBRATION

COPY

LUDLUM MEASUREMENTS, INC.
POST OFFICE BOX 810 PH. 325-235-5494
501 OAK STREET FAX NO. 325-235-4672
SWEETWATER, TEXAS 79556, U.S.A.

JSTOMER NEW WORLD TECHNOLOGY ORDER NO. 207840/277633

ig. Ludlum Measurements, Inc. , Model 2350-1 Serial No. 142506

al. Date 15-Dec-03 Cal Due Date 15-Dec-04 Cal. Interval 1 Year , Meterface n/a

ck mark ☑ applies to applicable instr. and/or detector IAW mfg. spec. T. 74 °F RH 20 % AH 696.8 mm Hg

☐ New Instrument Instrument Received ☐ Within Toler. +-10% ☐ 10-20% ☐ Out of Tol. ☐ Requiring Repair ☑ Other-See comments

☑ Mechanical check
☑ F/S Resp. check ☑ Reset check ☑ Window Operation ☑ Input Sens. linearity
☑ Audio check ☑ Alarm Setting check ☑ Battery check (Min. Volt) 4.4 VDC
☑ Ratemeter Linearity check ☑ Integrated Dose check ☑ Recycle Mode check
☑ Data Log check ☑ Overload check ☑ Scaler Readout check Threshold Dial Ratio 100 - 10 mV
☑ Calibrated in accordance with LMI SOP 14.8 rev 12/05/89. ☑ Calibrated in accordance with LMI SOP 14.9 rev 02/07/97.

☑ HV Readout (2 points) Ref./Insl. 500 / 500 V Ref./Insl. 2000 / 1996 V

OMMENTS: *Firmware: 37122N24*

/O FIRMWARE #37123N05
ESOLUTION FOR CS-137 IS 11%.
) "A9 FOUNDS" DUE TO CORROSION ON POWER SUPPLY BOARD.
ALIBRATED 44-10 USING 39" C-CABLE.
ALIBRATED G5-X USING 39" C-MHV CABLE.

amma Calibration: GM detectors positioned perpendicular to source except for M 44-9 in which the front of probe faces source.

	Probe Model	Serial #	High Voltage	Threshold	Units/ Time Base	Dead Time Correction Factor	Calibration Constant	Linearity ±10%*
etector # 1	LM44-10	PR170811	1050	100	4 / 2	1.470773E-05	5.208004E+10	✓
etector # 2	LM44-10	PR170811	1050	100	7 / 1	1.470773E-05	1.000000E+00	
etector # 3	PK/CS-137	PR170811	807	568	7 / 1	0.000000E+00	1.000000E+00	
etector # 4	G5-X	D481V	950	100	7 / 1	0.000000E+00	1.000000E+00	
etector #								
etector #								
etector #								
etector #								
etector #								
etector #								

Units: 0 - rad, 1 - Gray, 2 - rem, 3 - Sv, 4 - R, 5 - C/Kg, 6 - Disintegrations, 7 - Counts, 8 - Cl/cm sq., 9 Bq/cm sq.
Time Base: 0 - Seconds, 1 - Minutes, 2 - Hours

* See attached detector documentation, if applicable.

Digital Readout	REFERENCE CAL. POINT	INSTRUMENT RECEIVED	INSTRUMENT METER READING*	REFERENCE CAL. POINT	INSTRUMENT RECEIVED	INSTRUMENT METER READING*
	400 K cpm	/	40051 (0)	400 cpm	N/A	40 (0)
	40 K cpm	N/A	3994 (0)	40 cpm		4 (0)
	4 K cpm		399 (0)			

Ludlum Measurements, Inc. certifies that the above instrument has been calibrated by standards traceable to the National Institute of Standards and Technology, or to the calibration facilities of other International Standards Organization members, or have been derived from accepted values of natural physical constants or have been derived by the ratio type of calibration techniques. The calibration system conforms to the requirements of ANSI/NCSL Z540-1-1994 and ANSI N323 1978. State of Texas Calibration License No. LO-1963

Reference Instruments and/or Sources: Cs-137 Gamma S/N

☐ 1162 ☐ G112 ☑ M565 ☐ 5105 ☐ T1008 ☐ 1879 ☐ E552 ☐ E551 ☐ 720 ☐ 734 ☐ 1616 ☐ Neutron Am-241 Be S/N T-304

☐ Alpha S/N ☐ Beta S/N ☑ Other Am-241 0.77uCi/I-129 85470CPM

☑ m 500 S/N 189509 ☑ Multimeter S/N 80890360

Calibrated By: Mark Campos Date 15-Dec-03

Reviewed By: L.O. Ribin Date 19 Dec 03

FORM C44C 11/26/2003

This certificate shall not be reproduced except in full, without the written approval of Ludlum Measurements, Inc.

Designer and Manufacturer of Scientific and Industrial Instruments

LUDLUM MEASUREMENTS, INC.
POST OFFICE BOX 810 PH. 325-235-5494
501 OAK STREET FAX NO. 325-235-4672
SWEETWATER, TEXAS 79556, U.S.A.

Model 2350 Bench Test Data

Customer NEW WORLD TECHNOLOGY Date 15-Dec 03 Order #. 207840/277633

Model 2350-1 Serial No. 142506 Detector 44-10 Serial No. PR170811

Source Cs-137 1.9 mCi

High Voltage 1050 V As Found N/A V. Input 10.00 mV As Found mV.

Cal. Constant 5.208084E+10 as found

Dead Time 1.470773E-05 as found

Alarm Setting: Ratemeter 1000000000.000000 as found

Scaler 1000000.000000 as found

Integrated dose 1000000000.0000 as found

N/A

Overload ☐ On ☑ Off as found ☐ On ☐ Off Window 1000 as found

Detector Received: ☐ Within Toler. +-10% ☐ 10-20% ☐ Out of Tol. ☐ Requiring Repair ☑ Other-See comments

Reference Point	"As Found" Readings: Meter Reading	After Adjustment Readings: Meter Reading
2000	N/A	1.95 mR/hr
1000		1.05 mR/hr
500		0.51 mR/hr
200		202 µR/hr
100		101 µR/hr

Other NO Detector Set-up

Signature Moses Campos Date 15-Dec-03

FORM CC-1 04/09/2003

Designer and Manufacturer
of
Scientific and Industrial
Instruments

LUDLUM MEASUREMENTS, INC.
POST OFFICE BOX 810 PH. 325-235-5494
501 OAK STREET FAX NO. 325-235-4672
SWEETWATER, TEXAS 79556, U.S.A.

Bench Test Data For Detector

Detector 44-10 Serial No. PR170811

Customer NEW WORLD TECHNOLOGY Order #. 207840/277633

Counter 2350-1 Serial No. 142506 Counter Input Sensitivity 10.00 mV

Count Time 60 sec B.G. / 6 sec Source Distance Source to Detector Surface

Other Cal Constant = 1.000000E+00 Dead Time = 1.470773E-05

High Voltage	Background	Isotope Size Am-241 ≈ 0.77 μCi	Isotope Size	Isotope Size	Isotope Size
850	4309	3465			
900	4239	11977			
950	4710	14052			
1000	4694	14757			
-7 1050	4910	15053			
1100	4993	14989			
1150	4790	15144			
1200	5130	15341			

Signature Moss Campa Date 15-Dec-03

FORM C4A 04/09/2003

Designer and Manufacturer
of
Scientific and Industrial
Instruments

LUDLUM MEASUREMENTS, INC.
POST OFFICE BOX 810 PH. 325-235-5494
501 OAK STREET FAX NO. 325-235-4672
SWEETWATER, TEXAS 79556, U.S.A.

Bench Test Data For Detector

Detector G5-X Serial No. B461V

Customer NEW WORLD TECHNOLOGY Order #. 207840/2/7633

Counter 2350-1 Serial No. 142506 Counter Input Sensitivity 10.00 mV

Count Time 60 sec B.G. / 6 sec Source Distance Source to Detector Surface

Other Cal Constant = 1.000000E+00 Dead Time = 0.000000E+00

High Voltage	Background	Isotope ^{129}I Size ≈0.07 μCi	Isotope Size	Isotope Size	Isotope Size
750	2168	3402			
800	2214	3309			
850	2462	3587			
900	3178	3778			
950	3194	4065			
1000	5248	4237			
1050	8462	4243			
1100	14548	6680			

Signature [illegible] Date 15-Dec-03

FORM CAA 04/09/2003

DETECTOR SETUP CHECK LIST REPORT

The following list is stored as detector setup D1 in the Model 2350.
Today's date is 12/15/2003.
The current time of day is: 16:22:01.

I have verified the list below
has NO discrepancies with the DETECTOR SETTINGS TABLE: MC

Comments:

Model 2350 Serial # =	142506.
User I.D. =	
High Voltage =	1050 volts.
Threshold =	100.
Window =	1000,Off.
Overload Current =	40.0 micro amperes.
Scaler Count Time =	12 seconds.
Readout Units =	R.
Readout Time Base =	hr.
Readout Range Multiplier =	auto.
Detector Dead Time =	1.470773E-05.
Detector Calibration Constant =	5.208084E+10.
Detector Model =	LMI44-10.
Detector Serial # =	PR170811.
Ratemeter Alarm Setting =	1.000000E+09.
Scaler Alarm Setting =	1000000.
Integrated Dose Alarm Setting =	1.000000E+09.
Low Count Alarm Setting =	X.
Operating Battery Voltage =	6.4 volts.

DETECTOR SETUP CHECK LIST REPORT

The following list is stored as detector setup D2 in the Model 2350.
Today's date is 12/15/2003.
The current time of day is: 16:22:23.

I have verified the list below
has NO discrepancies with the DETECTOR SETTINGS TABLE: M.C.

Comments:

Model 2350 Serial # =	142506.
User I.D. =	
High Voltage =	1050 volts.
Threshold =	100.
Window =	1000,Off.
Overload Current =	40.0 micro amperes.
Scaler Count Time =	12 seconds.
Readout Units =	counts.
Readout Time Base =	min.
Readout Range Multiplier =	auto.
Detector Dead Time =	1.470773E-05.
Detector Calibration Constant =	1.000000E+00.
Detector Model =	LMI44-10.
Detector Serial # =	PR170811.
Ratemeter Alarm Setting =	1.000000E+09.
Scaler Alarm Setting =	1000000.
Integrated Dose Alarm Setting =	1.000000E+09.
Low Count Alarm Setting =	X.
Operating Battery Voltage =	6.4 volts.

DETECTOR SETUP CHECK LIST REPORT

The following list is stored as detector setup D3 in the Model 2350.
Today's date is 12/15/2003.
The current time of day is: 16:22:42.

I have verified the list below
has NO discrepancies with the DETECTOR SETTINGS TABLE: MC

Comments:

Model 2350 Serial # =	142506.
User I.D. =	
High Voltage =	807 volts.
Threshold =	568.
Window =	30,On.
Overload Current =	40.0 micro amperes.
Scaler Count Time =	6 seconds.
Readout Units =	counts.
Readout Time Base =	min.
Readout Range Multiplier =	auto.
Detector Dead Time =	0.000000E+00.
Detector Calibration Constant =	1.000000E+00.
Detector Model =	PK/CS-137.
Detector Serial # =	PR170811.
Ratemeter Alarm Setting =	1.000000E+09.
Scaler Alarm Setting =	1000000.
Integrated Dose Alarm Setting =	1.000000E+09.
Low Count Alarm Setting =	X.
Operating Battery Voltage =	6.4 volts.

DETECTOR SETUP CHECK LIST REPORT

The following list is stored as detector setup D4 in the Model 2350.
Today's date is 12/15/2003.
The current time of day is: 16:22:59.

I have verified the list below
has NO discrepancies with the DETECTOR SETTINGS TABLE: MC

Comments:

Model 2350 Serial # =	142506.
User I.D. =	
High Voltage =	950 volts.
Threshold =	100.
Window =	1000,Off.
Overload Current =	40.0 micro amperes.
Scaler Count Time =	60 seconds.
Readout Units =	counts.
Readout Time Base =	min.
Readout Range Multiplier =	auto.
Detector Dead Time =	0.000000E+00.
Detector Calibration Constant =	1.000000E+00.
Detector Model =	G5-X.
Detector Serial # =	B461V.
Ratemeter Alarm Setting =	5.000000E+04.
Scaler Alarm Setting =	1000000.
Integrated Dose Alarm Setting =	5.000000E+04.
Low Count Alarm Setting =	X.
Operating Battery Voltage =	6.4 volts.

DETECTOR SETUP BAR CODES Generated: 12/15/2003 16:24:45.

Model 2350 Serial #142506

H1050$J
Set High Voltage: 1050

T100$Q
Set Threshold: 100

W1000$WOFF$P
Set Window: 1000,OFF

O400$OOFF$C
Set Overload: 400,OFF

F12$E
Set Scaler Count Time: 12

SU4$F
Set Readout Units = R

SB2$.
Set Readout Time Base = hr

SM0$3
Set Readout Range Multiplier = auto

SL1.470773E-05$.
Set Dead Time: 1.470773E-05

SC5.208084E+10$R
Set Calibration Constant: 5.208084E+10

*MLMI44-10$ *
Set Detector Model: LMI44-10

NPR170811$3
Set Detector Serial #: PR170811

J1.000000E+09$V
Set Ratemeter Alarm: 1.000000E+09

K1000000$H
Set Scaler Alarm: 1000000

P1.000000E+09$.
Set Dose Alarm: 1.000000E+09

SP1$7
SAVE PARAMETERS AS D1

DETECTOR SETUP BAR CODES Generated: 12/15/2003 16:25:16.

Model 2350 Serial #142506

H1050$J
Set High Voltage: 1050

T100$Q
Set Threshold: 100

W1000$WOFF$P
Set Window: 1000,OFF

O400$OOFF$C
Set Overload: 400,OFF

F12$E
Set Scaler Count Time: 12

SU7$I
Set Readout Units = counts

SB1$-
Set Readout Time Base = min

SM0$3
Set Readout Range Multiplier - auto

SL1.470773E-05$.
Set Dead Time: 1.470773E-05

SC1.000000E+00$0
Set Calibration Constant: 1.000000E+00

*MLMI44-10$ *
Set Detector Model: LMI44-10

NPR170811$3
Set Detector Serial #: PR170811

J1.000000E+09$V
Set Ratemeter Alarm: 1.000000E+09

K1000000$H
Set Scaler Alarm: 1000000

P1.000000E+09$.
Set Dose Alarm: 1.000000E+09

SP2$8
SAVE PARAMETERS AS D2

DETECTOR SETUP BAR CODES

Generated: 12/15/2003 16:25:43.

Model 2350 Serial #142506

H807$S
Set High Voltage: 807

T568$1
Set Threshold: 568

W30WONK
Set Window: 30,ON

O400$OOFF$C
Set Overload: 400,OFF

F6$H
Set Scaler Count Time: 6

SU7$I
Set Readout Units = counts

SB1$-
Set Readout Time Base = min

SM0$3
Set Readout Range Multiplier = auto

SL0.000000E+00$8
Set Dead Time: 0.000000E+00

SC1.000000E+00$0
Set Calibration Constant: 1.000000E+00

MPK/CS-137$I
Set Detector Model: PK/CS-137

NPR170811$3
Set Detector Serial #: PR170811

J1.000000E+09$V
Set Ratemeter Alarm: 1.000000E+09

K1000000$H
Set Scaler Alarm: 1000000

P1.000000E+09$.
Set Dose Alarm: 1.000000E+09

SP3$9
SAVE PARAMETERS AS D3

LETECTOR SETUP BAR CODES Generated: 12/15/2003 16:26:09.

Model 2350 Serial #142506

H950$R
Set High Voltage: 950

T100$Q
Set Threshold: 100

W1000$WOFF$P
Set Window: 1000,OFF

O400$OOFF$C
Set Overload: 400,OFF

F60$H
Set Scaler Count Time: 60

SU7$I
Set Readout Units = counts

SB1$-
Set Readout Time Base = min

SM0$3
Set Readout Range Multiplier = auto

SL0.000000E+00$8
Set Dead Time: 0.000000E+00

SC1.000000E+00$0
Set Calibration Constant: 1.000000E+00

MG5-X$M
Set Detector Model: G5-X

NB461V$T
Set Detector Serial #: B461V

U5.000000E+04$U
Set Ratemeter Alarm: 5.000000E+04

K1000000$H
Set Scaler Alarm: 1000000

P5.000000E+04$-
Set Dose Alarm: 5.000000E+04

SP4$A
SAVE PARAMETERS AS D4

Designer and Manufacturer of Scientific and Industrial Instruments

CERTIFICATE OF CALIBRATION

LUDLUM MEASUREMENTS, INC.
POST OFFICE BOX 810 PH. 325 235-5494
501 OAK STREET FAX NO. 325-235-4672
SWEETWATER, TEXAS 79556, U.S.A.

CUSTOMER NEW WORLD TECHNOLOGY ORDER NO. 215102/281210

Mfg. Ludlum Measurements, Inc. Model 2350-1 Serial No. 95337

Cal. Date 3 May-04 Cal Due Date 3-May-05 Cal. Interval 1 Year Meterface n/a

Check mark ☑ applies to applicable instr. and/or detector IAW mfg. spec. T. 75 °F RH 31 % Alt 703.8 mm Hg

☐ New Instrument Instrument Received ☑ Within Toler. +-10% ☐ 10-20% ☐ Out of Tol. ☐ Requiring Repair ☑ Other-See comments

☑ Mechanical check ☑ Input Sens. Linearity

☑ 1/S Resp. check ☑ Rosel check ☑ Window Operation

☑ Audio check ☑ Alarm Setting check ☑ Battery check (Min. Volt) 4.4 VDC

☑ Ratometer Linearity check ☑ Integrated Dose check ☑ Recycle Mode check

☑ Data Log check ☑ Overload check ☑ Scaler Readout check Threshold Dial Ratio 100 = 10 mV

☑ Calibrated in accordance with LMI SOP 14.8 rev 12/05/89. ☑ Calibrated in accordance with LMI SOP 14.9 rev 02/07/97.

☑ HV Readout (2 points) Ref./Inst. 500 / 500 V Ref./Inst. 2000 / 1995 V

COMMENTS: *Firmware: 37122N28*

/O FIRMWARE #37123N05.
ALIBRATED USING 39" CABLE.
O "AS FOUNDS" FOR DETECTOR DUE TO NO DETECTOR SETUPS FOUND.

Gamma Calibration: GM detectors positioned perpendicular to source except for M 44-9 in which the front of probe faces source.

	Probe Model	Serial #	High Voltage	Threshold	Units/ Time Base	Dead Time Correction Factor	Calibration Constant	Linearity ±10%*
etector # 1	LMI44-10	PR020381	1000	100	4 / 2	1.170794E-05	5.198121E+10	✓
etector # 2	LMI44-10	PR020381	1000	100	7 / 1	1.179794E-05	1.000000E+00	
etector # 3	PK/CS-137	PR020381	672	642	7 / 1	0.000000E+00	1.000000E+00	
etector #								
etector #								
etector #								
etector #								
etector #								
etector #								

Units: 0 – rad, 1 – Grey, 2 – rem, 3 – Sv, 4 – R, 5 – C/Kg, 6 – Disintegrations, 7 – Counts, 8 – C/cm sq., 9 – D/cm sq.
Time Base: 0 – Seconds, 1 – Minutes, 2 – Hours

* See attached detector documentation, if applicable.

Digital Readout	REFERENCE CAL. POINT	INSTRUMENT RECEIVED	INSTRUMENT METER READING*	REFERENCE CAL. POINT	INSTRUMENT RECEIVED	INSTRUMENT METER READING*
	400 K cpm	39976 (0)	40010 (0)	400 cpm	40 (0)	40 (0)
	40 K cpm	3990 (0)	3994 (0)	40 cpm	4 (0)	4 (0)
	4 K cpm	399 (0)	400 (0)			

Ludlum Measurements, Inc. certifies that the above instrument has been calibrated by standards traceable to the National Institute of Standards and Technology, or to the calibration facilities of the International Standards Organization members, or have been derived from accepted values of natural physical constants or have been derived by the ratio type of calibration techniques. The calibration system conforms to the requirements of ANSI/NCSL Z540-1-1994 and ANSI N323-1978. State of Texas Calibration License No. LO-1963

Reference Instruments and/or Sources: Cs-137 Gamma S/N

☐ T162 ☐ G112 ☑ M565 ☐ 5105 ☐ T1008 ☐ 1879 ☐ E552 ☐ C551 ☐ 720 ☐ 734 ☐ 1616 ☐ Neutron Am-241 Be S/N T-304

☐ Alpha S/N ☐ Beta S/N ☑ Other Am-241 #0.77μCi

☑ m 500 S/N 189509 ☑ Multimeter S/N 80820360

Calibrated By: [signature] Date 3-May-04

Reviewed By: [signature] Date 3 May 04

This certificate shall not be reproduced except in full, without the written approval of Ludlum Measurements, Inc.

Designer and Manufacturer of Scientific and Industrial Instruments

LUDLUM MEASUREMENTS, INC.
POST OFFICE BOX 810 PH. 325-235 5494
501 OAK STREET FAX NO. 325-235-4672
SWEETWATER, TEXAS 79556, U.S.A.

Model 2350 Bench Test Data

Customer NEW WORLD TECHNOLOGY Date 3-May-04 Order #. 215102/281210

Model 2350-1 Serial No. 95337 Detector 44 10 Serial No. PR020381

Source Cs-137 1.9 mCi

High Voltage 1000 V As Found N/A V. Input 10.00 mV As Found / mV.

Cal. Constant 5.198121E+10 as found

Dead Time 1.179794E-05 as found

Alarm Setting: Ratemeter 1000000000.000000 as found N/A

Scaler 1000000.000000 as found

Integrated dose 1000000000.0000 as found

Overload ☐ On ☑ Off as found ☐ On ☐ Off Window 1000 as found

Detector Received: ☐ Within Toler. +-10% ☐ 10-20% ☐ Out of Tol. ☐ Requiring Repair ☑ Other-See comments

Reference Point	"As Found" Readings: Meter Reading	After Adjustment Readings: Meter Reading
2000		1.91 mR/hr
1000		1.04 mR/hr
500	N/A	530 µR/hr
200		200 µR/hr
100		100 µR/hr

Other "No Detector Setup"

Signature Moses Campos Date 3-May-04

FORM C5-1 04/09/2003

Designer and Manufacturer
of
Scientific and Industrial
Instruments

LUDLUM MEASUREMENTS, INC.
POST OFFICE BOX 810 PH. 325-235-5494
501 OAK STREET FAX NO. 325-235 4672
SWEETWATER, TEXAS 79556, U.S.A.

Bench Test Data For Detector

Detector 44-10 Serial No. PR020381

Customer NEW WORLD TECHNOLOGY Order #. 215102/281210

Counter 2350-1 Serial No. 95337 Counter Input Sensitivity 10.00 mV

Count Time 60 Sec B.G. / 6 sec source Distance Source to Detector Surface

Other Cal Constant = 1.000000E+00 Dead Time = 1.179794E-05

High Voltage	Background	Isotope Am-241 Size ≈0.27μCi	Isotope Size	Isotope Size	Isotope Size
800	4100	10061			
850	4435	10858			
900	4450	12417			
950	4645	12757			
1000	4839	12794			
1050	4849	12801			
1100	5072	12820			
1150	5160	12843			
1200	5275	12856			

Signature Moses Campos Date 3-May-04

FORM CAA 04/09/2003

DETECTOR SETUP CHECK LIST REPORT

The following list is stored as detector setup D1 in the Model 2350.
Today's date is 05/03/2004.
The current time of day is: 09:30:02.

I have verified the list below
has NO discrepancies with the DETECTOR SETTINGS TABLE: mc.

Comments:

Model 2350 Serial # =	95337.
User I.D. =	
High Voltage =	1000 volts.
Threshold =	100.
Window =	1000,Off.
Overload Current =	40.0 micro amperes.
Scaler Count Time =	12 seconds.
Readout Units =	R.
Readout Time Base =	hr.
Readout Range Multiplier =	auto.
Detector Dead Time =	1.179794E-05.
Detector Calibration Constant =	5.198121E+10.
Detector Model =	LMI44-10.
Detector Serial # =	PR020381.
Ratemeter Alarm Setting =	1.000000E+09.
Scaler Alarm Setting =	1000000.
Integrated Dose Alarm Setting =	1.000000E+09.
Low Count Alarm Setting =	X.
Operating Battery Voltage =	6.4 volts.

DETECTOR SETUP CHECK LIST REPORT

The following list is stored as detector setup D2 in the Model 2350.
Today's date is 05/03/2004.
The current time of day is: 09:30:25.

I have verified the list below
has NO discrepancies with the DETECTOR SETTINGS TABLE: Mc.

Comments:

Model 2350 Serial # =	95337.
User I.D. =	
High Voltage =	1000 volts.
Threshold =	100.
Window =	1000,Off.
Overload Current =	40.0 micro amperes.
Scaler Count Time =	12 seconds.
Readout Units =	counts.
Readout Time Base =	min.
Readout Range Multiplier =	auto.
Detector Dead Time =	1.179794E-05.
Detector Calibration Constant =	1.000000E+00.
Detector Model =	LMI44-10.
Detector Serial # =	PR020381.
Ratemeter Alarm Setting =	1.000000E+09.
Scaler Alarm Setting =	1000000.
Integrated Dose Alarm Setting =	1.000000E+09.
Low Count Alarm Setting =	X.
Operating Battery Voltage =	6.4 volts.

DETECTOR SETUP CHECK LIST REPORT

The following list is stored as detector setup D3 in the Model 2350.
Today's date is 05/03/2004.
The current time of day is: 09:30:43.

I have verified the list below
has NO discrepancies with the DETECTOR SETTINGS TABLE: M.C.

Comments:

Model 2350 Serial # =	95337.
User I.D. =	
High Voltage =	672 volts.
Threshold =	642.
Window =	40,On.
Overload Current =	40.0 micro amperes.
Scaler Count Time =	6 seconds.
Readout Units =	counts.
Readout Time Base =	min.
Readout Range Multiplier =	auto.
Detector Dead Time =	0.000000E+00.
Detector Calibration Constant =	1.000000E+00.
Detector Model =	PK/CS-137.
Detector Serial # =	PR020381.
Ratemeter Alarm Setting =	1.000000E+09.
Scaler Alarm Setting =	1000000.
Integrated Dose Alarm Setting =	1.000000E+09.
Low Count Alarm Setting =	X.
Operating Battery Voltage =	6.4 volts.

DETECTOR SETUP BAR CODES Generated: 05/03/2004 09:31:14.

Model 2350 Serial #95337

H1000$E
Set High Voltage: 1000

T100$Q
Set Threshold: 100

W1000$WOFF$P
Set Window: 1000,OFF

O400$OOFF$C
Set Overload: 400,OFF

F12$E
Set Scaler Count Time: 12

SU4$F
Set Readout Units = R

SB2$.
Set Readout Time Base = hr

SM0$3
Set Readout Range Multiplier = auto

SL1.179794E-05$3
Set Dead Time: 1.179794E-05

SC5.198121E+10$R
Set Calibration Constant: 5.198121E+10

*MLMI44-10$ *
Set Detector Model: LMI44-10

NPR020381$%
Set Detector Serial #: PR020381

J1.000000E+09$V
Set Ratemeter Alarm: 1.000000E+09

K1000000$H
Set Scaler Alarm: 1000000

P1.000000E+09$.
Set Dose Alarm: 1.000000E+09

SP1$7
SAVE PARAMETERS AS D1

DETECTOR SETUP BAR CODES Generated: 05/03/2004 09:31:44.

Model 2350 Serial #95337

H1000$E
Set High Voltage: 1000

T100$Q
Set Threshold: 100

W1000$WOFF$P
Set Window: 1000,OFF

O400$OOFF$C
Set Overload: 400,OFF

F12$E
Set Scaler Count Time: 12

SU7$I
Set Readout Units = counts

SB1$-
Set Readout Time Base = min

SM0$3
Set Readout Range Multiplier = auto

SL1.179794E-05$3
Set Dead Time: 1.179794E-05

SC1.000000E+00$0
Set Calibration Constant: 1.000000E+00

*MLMI44-10$ *
Set Detector Model: LMI44-10

NPR020381$%
Set Detector Serial #: PR020381

J1.000000E+09$V
Set Ratemeter Alarm: 1.000000E+09

K1000000$H
Set Scaler Alarm: 1000000

P1.000000E+09$.
Set Dose Alarm: 1.000000E+09

SP2$8
SAVE PARAMETERS AS D2

DETECTOR SETUP BAR CODES

Generated: 05/03/2004 09:32:10.

Model 2350 Serial #95337

H672$S
Set High Voltage: 672

T642$.
Set Threshold: 642

W40WONI,
Set Window: 40,ON

O400$OOFF$C
Set Overload: 400,OFF

F6$H
Set Scaler Count Time: 6

SU7$I
Set Readout Units = counts

SB1$-
Set Readout Time Base = min

SM0$3
Set Readout Range Multiplier = auto

SL0.000000E+00$8
Set Dead Time: 0.000000E+00

SC1.000000E+00$0
Set Calibration Constant: 1.000000E+00

MPK/CS-137/$I
Set Detector Model: PK/CS-137

NPK020381$%
Set Detector Serial #: PR020381

J1.000000E+09$V
Set Ratemeter Alarm: 1.000000E+09

K1000000$H
Set Scaler Alarm: 1000000

P1.000000E+09$.
Set Dose Alarm: 1.000000E+09

SP3$9
SAVE PARAMETERS AS D3

Duratek

CALIBRATION CERTIFICATE

Duratek Instrument Services
628 Gallaher Road
Kingston, TN 37763
Phone: (865) 376-8337
Fax: (865) 376-8331

This Certificate will be accompanied by Calibration Charts or Readings where applicable

CUSTOMER INFORMATION		DETECTOR INFORMATION
Customer Name: Duratek Instrument Services		Manufacturer: Ludlum
Address: 628 Gallaher Road, Kingston, TN 37763		Detector Model: 43-89
Contact Name: Thomas F. Scott		Serial Number: 509
Customer Purchase Order Number: N/A	Work Order Number: 2004-01675	Evaluation Method: Source

DETECTOR EVALUATION INFORMATION

Source Nuclide	Serial Number	Activity (dpm)	Net Response (cpm)	Efficiency (%)
Th^{230}	119737	18,720	2,758.8	14.7%
Tc^{99}	119719	23,100	2,456.2	10.6%
SrY^{90}	129676	15,528	4,442.2	28.6%

SCALER INFORMATION			DETECTOR INFORMATION		
Model	Serial Number	Due Date	Background (cpm)	Operating Voltage	Threshold
2360	185766	05/12/05	.2	875V	Alpha (120mV)
2360	185766	05/12/05	231.8	875V	Beta (3.5-30mV)

ATTACHMENTS

Voltage Plateau: √ YES NO

Statistical Evaluation: YES √ NO

COMMENTS	PRECISION TEST (Gross Counts)	
Calibrated with 5 foot cable	Count 1	2,661
Precision test performed with Tc^{99} #119719	Count 2	2,725
Calibrated in accordance with original equipment technical manual.	Count 3	2,768
	Average	2,718
5 minute background performed	Pass/Fail	PASS (+/-10% Tolerance)

STATEMENT OF CERTIFICATION

We Certify that the detector listed above was evaluated for proper operation prior to shipment and that it met all the Manufacturers published operating specifications. We further certify that our Calibration Measurements are traceable to the National Institute of Standards and Technology. (We are not responsible for damage incurred during shipment or use of this detector).

Detector Certified By: [signature] Reviewed By: [signature] Date: 5-13-04

Certification Date: 05/13/04 Certification Due: 05/13/05

Detector 43-89 #509 Raw Data (Counts)										
	Background		Pu-239		Tc-99		N/A		N/A	
Voltage	Alpha	Beta	Alpha	Beta	Alpha	Beta	Alpha	Beta	Alpha	Beta
750	0	68	2231	192	1	729				
775	0	94	2441	233	1	952				
800	0	119	2447	229	2	1368				
825	1	171	2477	262	1	1629				
850	0	215	2370	321	2	2132				
875	1	257	2554	462	1	2743				
900	6	302	2613	695	8	3311				

Source Info

Nuclide	**Pu-239**	**Tc-99**	**N/A**	**N/A**
ID	19442	119719		
Initial DPM	13613	23,100		
Certification Date	6/1/92	10/14/97		
Today's Date	5/13/04	5/13/04	5/13/04	5/13/04
Source Age (Years)	11.95	6.58	104.37	104.37
Half-Life (Years)	2.41E+04	2.13E+05		
Corrected Activity	13608	23100	#DIV/0!	#DIV/0!

Net CPM														
	MDA/Cross-Talk			Beta Eff.	Alpha Eff.	Pu-239		Tc-99		N/A		N/A	
Voltage	Beta MDA	Alpha MDA	Beta-Alpha	(%)	(%)	Alpha	Beta	Alpha	Beta	Alpha	Beta	Alpha	Beta
750	1435.5	16.5	0.1%	2.86%	16.4%	2231	124	1	661	0	-68	0	-68
775	1287.4	15.1	0.1%	3.71%	17.9%	2441	139	1	858	0	-94	0	-94
800	988.8	15.1	0.1%	5.41%	18.0%	2447	110	2	1249	0	-119	0	-119
825	1006.9	40.5	0.1%	6.31%	18.2%	2476	91	0	1458	-1	-171	-1	-171
850	854.7	15.6	0.1%	8.30%	17.4%	2370	106	2	1917	0	-215	0	-215
875	718.3	39.2	0.0%	10.76%	18.8%	2553	205	0	2486	-1	-257	-1	-257
900	641.5	73.6	0.2%	13.03%	19.2%	2607	393	2	3009	-6	-302	-6	-302
925	#DIV/0!	#DIV/0!	#DIV/0!	0.00%	0.0%	0	0	0	0	0	0	0	0
950	#DIV/0!	#DIV/0!	#DIV/0!	0.00%	0.0%	0	0	0	0	0	0	0	0

Performed By: [signature] Date: 5/13/04

Reviewed By: [signature] Date: 5-13-04

Duratek

CALIBRATION CERTIFICATE

Duratek Instrument Services
628 Gallaher Road
Kingston, TN 37763
Phone: (865) 376-8337
Fax: (865) 376-8331

This Certificate will be accompanied by Calibration Charts or Readings where applicable

CUSTOMER INFORMATION		INSTRUMENT INFORMATION	
Customer Name: Duratek Instrument Services		Manufacturer: Ludlum	
Address:628 Gallaher Road, Kingston, TN 37763		Model: 2360	Serial Number: 185766
Contact Name: Thomas F. Scott		Probe: N/A	Serial Number: N/A
Customer Purchase Order Number: N/A	Work Order Number: 2004-01675	Calibration Method: Electronic	

INSTRUMENT CALIBRATION INFORMATION

Instrument Range	Calibration Standard Value	Ratemeter Response		Calibration Standard Value CPM	Time Base (minutes)	Tolerances (cpm) ± 10%	Scaler Response	
		As Found	As Left				As Found	As Left
X 1	100	100	100	1,000 CPM	.1	90 – 110	101	101
X 1	250	250	250	1,000 CPM	.5	450 – 550	504	504
X 1	400	400	400	1,000 CPM	1	900 – 1,100	1,009	1,009
X 10	1,000	1,000	1,000	1,000 CPM	2	1.8K–2.2K	2,018	2,018
X 10	2,500	2,500	2,500	1,000 CPM	5	4.5K-5.5K	5,046	5,046
X 10	4,000	4,000	4,000	1,000 CPM	10	9.9K-11K	10,098	10,098
X 100	10,000	10,000	10,000					
X 100	25,000	25,000	25,000					
X 100	40,000	40,000	40,000					
X 1000	100,000	100,000	100,000					
X 1000	250,000	250,000	250,000					
X 1000	400,000	400,000	400,000					

STATEMENT OF CERTIFICATION

We Certify that the instrument listed above was calibrated and inspected prior to shipment and that it met all the Manufacturers published operating specifications. We further certify that our Calibration Measurements are traceable to the National Institute of Standards and Technology. (We are not responsible for damage incurred during shipment or use of this instrument).

Instrument Calibrated By:	Reviewed By: Date: 5-13-04
Calibration Date: 05/12/04	Calibration Due: 05/12/05

Model: 2360 Serial Number: 185766

M&TE				Environmental Conditions		
Volt Meter	ID# 6565015	Cal Due:	10/14/04	Barometer	ID# 2525	Cal Due: 10/22/04
Pulser	ID# 120935	Cal Due:	04/13/05	Thermometer	ID# 2525	Cal Due: 10/22/04
Psychron	ID# 7480	Cal Due:	02/10/05	Temp: 23.6 °C	Pressure: 747 mmHg	Humidity: 72%

Special Test			
Geotropism	Sat (√) Unsat ( )	As Found	As Left
Audio Check	Sat (√) Unsat ( )	Alpha Sensitivity = 130mv	Alpha Sensitivity = 120mv
Mechanical Zero	Sat (√) Unsat ( )	Beta Sensitivity = 4.0mv	Beta Sensitivity = 3.5mv
Reset	Sat (√) Unsat ( )	Beta Window = 31mv	Beta Window = 30mv
HV Analog Display	Sat (√) Unsat ( )	See 43-89 detector certificate for High Voltage setting	
High Voltage Calibration		Overload Not Set	Overload Not Set

Voltage	Tolerance	As Found	As Left	H.V. Set With Detector Not Connected			
500	450-550	491	491				
1000	900-1100	987	987				
1500	1350-1650	1,493	1,493				

COMMENTS

Calibrated with 5ft. Cable

Instrument Calibrated By: [signature]	Reviewed By: [signature] Date: 5-13-04
Calibration Date: 05/12/04	Calibration Due: 05/12/05

Isotope Products Laboratories
An Eckert & Ziegler Company

24937 Avenue Tibbitts
Valencia, California 91355

Tel 661·309·1010
Fax 661·257·8303

CERTIFICATE OF CALIBRATION
ALPHA STANDARD SOURCE

Radionuclide:	Th-230	**Customer:**	NEW WORLD TECHNOLOGY			
Half-life:	(7.54 ± 0.03)E+04 years	**P.O. No.:**	20400			
Catalog No.:	LDS-230-100MM	**Reference Date:**	1-Sep-02	12:00	PST	
Source No.:	A7-267	**Contained Radioactivity:**	41.05	nCi	1519	Bq
		Contained Radioactivity: (Total Alpha)	91120	dpm		

Physical description:

A. Capsule type:	LDS (12.1 cm x 12.1 cm)
B. Nature of active deposit:	Electroplated and diffusion bonded oxide
C. Active Diameter:	10 cm x 10 cm
D. Backing:	Stainless steel
E. Cover:	None

Radioimpurities:

Ra-226 = 0.400% and Am-241 = 0.110% on 1 Sep 02.

CAUTION!
DELICATE SURFACE
DO NOT WIPE
ACTIVE AREA

Method of Calibration:

This source was assayed using a windowless internal gas flow proportional counter.

Uncertainty of Measurement:

A. Type A (random) uncertainty:	± 0.5 %
B. Type B (systematic) uncertainty:	± 3.0 %
C. Uncertainty in aliquot weighing:	± 0.0 %
D. Total uncertainty at the 99% confidence level:	± 3.0 %

Notes:

- See reverse side for leak test(s) performed on this source.
- IPL participates in a NIST measurement assurance program to establish and maintain implicit traceability for a number of nuclides, based on the blind assay (and later NIST certification) of Standard Reference Materials (As in NRC Regulatory Guide 4.15).
- Nuclear data was taken from "Table of Radioactive Isotopes", edited by Virginia Shirley, 1986.
- This source has a working life of 2 years.
- This source had a total alpha surface emission rate of 43740 α/min in 2π on 20 Aug 02.

Qu U Khan
Quality Control

21-Aug-02
Date Signed

IPL Ref. No.: 943-61

Isotope Products Laboratories
An Eckert & Ziegler Company

24937 Avenue Tibbitts
Valencia, California 91355

Tel 661·309·1010
Fax 661·257·8303

CERTIFICATE OF CALIBRATION
ALPHA STANDARD SOURCE

Radionuclide:	Th-230	**Customer:**	NEW WORLD TECHNOLOGY			
Half-life:	(7.54 ± 0.03)E+04 years	**P.O. No.:**	20400			
Catalog No.:	EAB-230-47LB	**Reference Date:**	1-Sep-02	12:00	PST	
Source No.:	A7-271	**Contained Radioactivity:**	45.32	nCi	1677	Bq
		Contained Radioactivity: (Total Alpha)	100600	dpm		

Physical description:

A. Capsule type:	EAB-LB (47 mm OD x 3.18 mm THK)
B. Nature of active deposit:	Electrodeposited and diffusion bonded oxide
C. Active Diameter:	41 mm
D. Backing:	Stainless steel
E. Cover:	None

Radioimpurities:

Ra-226 = 0.400% and Am-241 = 0.110% on 1 Sep 02.

CAUTION!
DELICATE SURFACE
DO NOT WIPE
ACTIVE AREA

Method of Calibration:

This source was assayed using a windowless internal gas flow proportional counter.

Uncertainty of Measurement:

A. Type A (random) uncertainty:	± 0.3 %
B. Type B (systematic) uncertainty:	± 3.0 %
C. Uncertainty in aliquot weighing:	± 0.0 %
D. Total uncertainty at the 99% confidence level:	± 3.0 %

Notes:

- See reverse side for leak test(s) performed on this source.
- IPL participates in a NIST measurement assurance program to establish and maintain implicit traceability for a number of nuclides, based on the blind assay (and later NIST certification) of Standard Reference Materials (As in NRC Regulatory Guide 4.15).
- Nuclear data was taken from "Table of Radioactive Isotopes", edited by Virginia Shirley, 1986.
- This source has a working life of 2 years.
- This source had a total alpha surface emission rate of 50300 α/min in 2π on 20 Aug 02.

Quality Control

21-Aug 02
Date Signed

IPL Ref. No.: 943-61

Isotope Products Laboratories
An Eckert & Ziegler Company

24937 Avenue Tibbitts
Valencia, California 91355

Tel 661·309·1010
Fax 661·257·8303

CERTIFICATE OF CALIBRATION
BETA STANDARD SOURCE

Radionuclide:	Tc-99	**Customer:**	NEW WORLD TECHNOLOGY			
Half-life:	(2.13 ± 0.05)E+05 years	**P.O. No.:**	20400			
Catalog No.:	EAB-099-47LB	**Reference Date:**	1-Sep-02	12:00	PST	
Source No.:	A7-272	**Contained Radioactivity:**	50.66	**nCi**	1874	**Bq**
		Contained Radioactivity:	112500	**dpm**		

Physical description:

A. Capsule type:	EAB-LB (47 mm OD x 3.18 mm THK)
B. Nature of active deposit:	Electroplated and diffusion bonded oxide
C. Active Diameter:	41 mm
D. Backing:	Stainless steel
E. Cover:	None

Radioimpurities:

None detected

CAUTION!
DELICATE SURFACE
DO NOT WIPE
ACTIVE AREA

Method of Calibration:

This source was assayed using a windowless internal gas flow proportional counter.

Uncertainty of Measurement:

A. Type A (random) uncertainty:	± 0.4 %
B. Type B (systematic) uncertainty:	± 3.0 %
C. Uncertainty in aliquot weighing:	± 0.0 %
D. Total uncertainty at the 99% confidence level:	± 3.0 %

Notes:

- See reverse side for leak test(s) performed on this source.
- IPL participates in a NIST measurement assurance program to establish and maintain implicit traceability for a number of nuclides, based on the blind assay (and later NIST certification) of Standard Reference Materials (As in NRC Regulatory Guide 4.15).
- Nuclear data was taken from "Table of Radioactive Isotopes", edited by Virginia Shirley, 1986.
- This source has a working life of 2 years.
- This source had surface emission rate of 59610 β/min in 2π on 20 Aug 02.

Quality Control

21-Aug-02
Date Signed

IPL Ref. No.: 943-61

CERTIFICATE OF GAMMA STANDARD SOURCE

Radionuclide: Cs-137 Half-life: 30.174 ± 0.034 Y

Customer: SAFETY SPECIALIST INC P.O. No.: 8036

Catalog No.: 290 M Source No.: 173-6-18 Reference Date: JAN 1, 1988

Contained Radioactivity: 1.116 μCi

Description of Source

a. Capsule type: M

b. Nature of active deposit: EVAPORATED METALLIC SALTS

c. Active diameter: 3 mm

d. Backing: 9.23 mg/cm² KAPTON

e. Cover: 0.01" MYLAR

Radioimpurities

NONE DETECTED

Method of Calibration

(✓) The source was assayed by gamma spectrometry, integrating under the 0.662 Mev peak(s). The branching ratio(s) used was/~~were~~ 0.85 gamma rays per decay.

( ) The source was prepared from a weight aliquot of solution whose activity in uCi/gram was determined by the method above.

Uncertainty of Measurement

a. Systematic uncertainty in instrument calibration: ± 1.4 %

b. Random uncertainty

1. In assay: ± 1.1 %
2. In weighing(s): ± _____ %

c. Total Uncertainty: ± 2.5 % at the 99% confidence level.

NBS Traceability

This calibration is implicitly traceable to the National Bureau of Standards.

Notes

1. Nuclear data were taken from "Table of Isotopes", Seventh Edition, edited by C. Michael Lederer et al.
2. IPL participates in an NBS measurement assurance program to establish and maintain implicit traceability for a number of nuclides, based on the blind assay (and later NBS certification) of Standard Reference Materials. (As in NRC Regulatory Guide 4.15)

[signature]

Quality Control

ISOTOPE PRODUCTS LABORATORIES
1800 No. Keystone St., Burbank, California 91504
(818) 843-7000

Designer and Manufacturer of Scientific and Industrial Instruments

CERTIFICATE OF CALIBRATION

LUDLUM MEASUREMENTS, INC.
POST OFFICE BOX 810 PH. 325-235-5494
501 OAK STREET FAX NO. 325-235-4672
SWEETWATER, TEXAS 79556, U.S.A.

CUSTOMER NEW WORLD TECHNOLOGY ORDER NO. 219408/283346

Mfg. Ludlum Measurements, Inc. Model 2929 Serial No. 171594

Mfg. Ludlum Measurements, Inc. Model 43-10-1 Serial No. PR 179307

Cal. Date 21-Jul-04 Cal Due Date 21-Jul-05 Cal. Interval 1 Year Meterface 202-014

Check mark ☑ applies to applicable instr. and/or detector IAW mfg. spec. T. 73 °F RH 31 % Alt 700.8 mm Hg

☐ New Instrument Instrument Received ☐ Within Toler. +-10% ☐ 10-20% ☐ Out of Tol. ☑ Requiring Repair ☐ Other-See comments

☑ Mechanical ck. ☐ Window Operation

☑ Audio ck.

☑ Meter Zeroed Alpha Sensitivity 175 mV Beta Sensitivity 4 mV Beta Window 50 mV

☑ Calibrated in accordance with LMI SOP 14.8 rev 12/05/89. ☐ Calibrated in accordance with LMI SOP 14.9 rev 02/07/97.

Instrument Volt Set 700 V = 2.75 on High Voltage dial. High Voltage set with detector connected.

☑ HV Readout (2 points) Ref./Inst. 500 / 500 V Ref./Inst. 2000 / 2001 V

COMMENTS:
HV dial:

Gamma Calibration: GM detectors positioned perpendicular to source except for M 44-9 in which the front of probe faces source.

Alpha Channel Digital Readout	REFERENCE CAL POINT	INSTRUMENT RECEIVED	INSTRUMENT METER READING*
	400K cpm	40104 (0)	40104 (0)
	40K cpm	4011	4011
	4K cpm	401	401
	400 cpm	40	40
	40 cpm	4	4

Beta/Gamma Channel Digital Readout	REFERENCE CAL POINT	INSTRUMENT RECEIVED	INSTRUMENT METER READING*
	400K cpm	40095 (0)	40095 (0)
	40K cpm	4010	4010
	4K cpm	401	401
	400 cpm	40	40
	40 cpm	4	4

*Uncertainty within ± 10% C.F. within ± 20%

Ludlum Measurements, Inc. certifies that the above instrument has been calibrated by standards traceable to the National Institute of Standards and Technology, or to the calibration facilities of other International Standards Organization members, or have been derived from accepted values of natural physical constants or have been derived by the ratio type of calibration techniques. The calibration system conforms to the requirements of ANSI/NCSL Z540-1-1994 and ANSI N323-1978. State of Texas Calibration License No. LO-1963

Reference Instruments and/or Sources:

Cs-137 Gamma S/N ☐ 1162 ☐ G112 ☐ M565 ☐ 5105 ☐ T1008 ☐ T879 ☐ E552 ☐ E551 ☐ 720 ☐ 734 ☐ 1616 ☐ Neutron Am-241 Be S/N T-304

☑ Alpha S/N PU-239#2928-01 12.6Kcpm ☑ Beta S/N TC-99#5279-04 C14#GV-471 ☐ Other

☑ m 500 S/N 54683 ☐ Oscilloscope S/N ☑ Multimeter S/N 70602489

Calibrated By: Duaine Jackson Date 21-Jul-04

Reviewed By: [illegible] Date 21 July 04

This certificate shall not be reproduced except in full, without the written approval of Ludlum Measurements, Inc.
This certificate shall not be reproduced except in full, without the written approval of Ludlum Measurements, Inc.
FORM C25 11/26/2003

AC Inst. Only ☑ Passed Dielectric (Hi-Pot) and Continuity Test ☐ Failed:

Designer and Manufacturer
of
Scientific and Industrial
Instruments

LUDLUM MEASUREMENTS, INC.
POST OFFICE BOX 810 PH. 325-235-5494
501 OAK STREET FAX NO. 325-235-4672
SWEETWATER, TEXAS 79556, U.S.A.

Bench Test Data For Detector

Detector 43-10-1 Serial No. PR179307

Order #. 219408/283346

Customer NEW WORLD TECHNOLOGY

Alpha Input Sensitivity 175 mV

Counter 2929 Serial No. 171594

Beta Input Sensitivity 4 mV

Count Time 1 Minute

Beta Window 50 mV

Other

Distance Source to Detector TRAY

High Voltage	Background Alpha	Background Beta	Isotope Pu-239 Size 12.6Kgm Alpha	Isotope Pu-239 Size 12.6Kgm Beta	Isotope Tc-99 Size 18,100gm Alpha	Isotope Tc-99 Size 18,100gm Beta	Isotope C14 Size 91.8Kgm Alpha	Isotope C14 Size 91.8Kgm Beta
675	0	61	10015	279	12	9872	0	29453
700	0	59	10215	441	14	11057	0	38093
725	0	81	10126	913	17	11834	0	46106

☐ Gas Proportional detector count rate decreased ≤ 10% after 15 hour static test using 39" cable.

☐ Gas proportional detector count rate decreased ≤ 10% after 5 hour static test using 39" cable and alpha/beta counter.

Signature Duaine Jackson

Date 21-Jul-04

FORM C4B 04/09/2003
FORM C4B 04/09/2003

Daily Response Check Data

Daily Response Check Data

New World Technology
Background Determination Data Sheet

Project/Location:	RVAAP		
Instrument Model:	2929	Instrument Serial No.	171594
Last Calibration Date:	7/21/2004		
Detector Model:	43-10-1	Detector Serial No.:	179307
Today's Date:	7/30/2004	Data Collected by:	Richard Kountz

X	Alpha		Beta-Gamma		Other

Remarks: Background Determination

Type of Surface:	N/A		Count Time:	1	Minutes
Count Number	Count (x)	$(x - \bar{x})$		$(x - \bar{x})^2$	
1	0	-0.37		0.13	
2	0	-0.37		0.13	
3	0	-0.37		0.13	
4	0	-0.37		0.13	
5	2	1.63		2.67	
6	1	0.63		0.40	
7	0	-0.37		0.13	
8	0	-0.37		0.13	
9	1	0.63		0.40	
10	0	-0.37		0.13	
11	1	0.63		0.40	
12	2	1.63		2.67	
13	0	-0.37		0.13	
14	0	-0.37		0.13	
15	1	0.63		0.40	
16	0	-0.37		0.13	
17	0	-0.37		0.13	
18	0	-0.37		0.13	
19	0	-0.37		0.13	
20	0	-0.37		0.13	
21	1	0.63		0.40	
22	0	-0.37		0.13	
23	0	-0.37		0.13	
24	1	0.63		0.40	
25	0	-0.37		0.13	
26	0	-0.37		0.13	
27	0	-0.37		0.13	
28	0	-0.37		0.13	
29	0	-0.37		0.13	
30	1	0.63		0.40	
Mean Count: $\bar{x}$	0.37		SUM	8.82	
Standard Deviation (σ)	0.61		Variance:	0.30	
Background Count Rate:		0.37	CPM + -	1.23	CPM

CPM Low	CPM High
-0.86	1.60

Calculations Completed by:	Richard Kountz	Date:	7/30/2004
Reviewed by:	Daniel Spicuzza	Date:	7/30/2004

New World Technology
Background Determination Data Sheet

Project/Location:	RVAAP		
Instrument Model:	2929	Instrument Serial No.	171594
Last Calibration Date:	7/21/2004		
Detector Model:	43-10-1	Detector Serial No.:	179307
Today's Date:	7/30/2004	Data Collected by:	Richard Kountz

	Alpha	X	Beta-Gamma		Other

Remarks: Background Determination

Type of Surface:	N/A		Count Time:	1	Minutes
Count Number	Count (x)	$(x - \bar{x})$		$(x - \bar{x})^2$	
1	45	-6.93		48.07	
2	59	7.07		49.94	
3	45	-6.93		48.07	
4	53	1.07		1.14	
5	56	4.07		16.54	
6	49	-2.93		8.60	
7	63	11.07		122.47	
8	52	0.07		0.00	
9	51	-0.93		0.87	
10	60	8.07		65.07	
11	47	-4.93		24.34	
12	49	-2.93		8.60	
13	48	-3.93		15.47	
14	51	-0.93		0.87	
15	43	-8.93		79.80	
16	58	6.07		36.80	
17	57	5.07		25.67	
18	49	-2.93		8.60	
19	45	-6.93		48.07	
20	59	7.07		49.94	
21	51	-0.93		0.87	
22	42	-9.93		98.67	
23	46	-5.93		35.20	
24	47	-4.93		24.34	
25	64	12.07		145.60	
26	51	-0.93		0.87	
27	67	15.07		227.00	
28	50	-1.93		3.74	
29	57	5.07		25.67	
30	44	-7.93		62.94	
Mean Count: $\bar{x}$	51.93		SUM	658.96	
Standard Deviation (σ)	6.65		Variance:	22.72	
Background Count Rate:		51.93	CPM + -	13.31	CPM

CPM Low	CPM High
38.63	65.24

Calculations Completed by:	Richard Kountz	Date:	7/30/2004
Reviewed by:	Daniel Spicuzza	Date:	7/30/2004

New World Technology
Chi-Squared Test of Reliability Data Sheet

Project/Location:		RVAAP					
Instrument Model:		2929			Instrument Serial No.	171594	
		7/21/2004					
Last Calibration Date:		2/9/2004			Background Count Rate:	0.2	C_B
Detector Model:		43-10-1			Detector Serial No.:	179307	
Today's Date:		7/30/2004			Data Collected by:	Richard Kountz	
Source ID:	A7-271	Activity	100.600	DPM	Efficiency:	39.0 %	
Radionuclide:	Th-230	CPM	CPM				
Count Number		(Gross) C_G	(Net) C_I		$(C_I - \bar{c})$	$(C_I - \bar{c})^2$	
1		38934	38933.8		-274.80	75515.04	
2		39263	39262.8		54.20	2937.64	
3		39209	39208.8		0.20	0.04	
4		39175	39174.8		-33.80	1142.44	
5		39390	39389.8		181.20	32833.44	
6		39230	39229.8		21.20	449.44	
7		39303	39302.8		94.20	8873.64	
8		39575	39574.8		366.20	134102.44	
9		39574	39573.8		365.20	133371.04	
10		39398	39397.8		189.20	35796.64	
11		39051	39050.8		-157.80	24900.84	
12		39002	39001.8		-206.80	42766.24	
13		39460	39459.8		251.20	63101.44	
14		39054	39053.8		-154.80	23963.04	
15		39059	39058.8		-149.80	22440.04	
16		39102	39101.8		-106.80	11406.24	
17		38956	38955.8		-252.80	63907.84	
18		39329	39328.8		120.20	14448.04	
19		38831	38830.8		-377.80	142732.84	
20		39281	39280.8		72.20	5212.84	
Total		784176	784172		SUM	839901.2	$\Sigma(C_I - c)^2$
Mean Count: $\bar{c}$			39209				
Chi Squared Value (C^2):		21.42	10.11 - 30.14	Standard Deviation:	210		
+ 2 σ Value:	39629	- 2 σ Value:	38788				
Calculations Completed by:			Richard Kountz			Date:	7/30/2004
Reviewed by:			Daniel Spicuzza			Date:	7/30/2004

New World Technology
Chi-Squared Test of Reliability Data Sheet

Project/Location:		RVAAP					
Instrument Model:		2929			Instrument Serial No.	171594	
Last Calibration Date:		7/21/2004			Background Count Rate:	51.9	C_B
Detector Model:		43-10-1			Detector Serial No.:	179307	
Today's Date:		7/30/2004			Data Collected by:	Richard Kountz	
Source ID:	A7-272	Activity	112,500	DPM	Efficiency:	18.7 %	
Radionuclide:	Tc-99	CPM	CPM				
Count Number		(Gross) C_G	(Net) C_I		$(C_I - \bar{c})$	$(C_I - \bar{c})^2$	
1		20907	20855.1		-226.10	51121.21	
2		21252	21200.1		118.90	14137.21	
3		21228	21176.1		94.90	9006.01	
4		21186	21134.1		52.90	2798.41	
5		21028	20976.1		-105.10	11046.01	
6		21164	21112.1		30.90	954.81	
7		21206	21154.1		72.90	5314.41	
8		21147	21095.1		13.90	193.21	
9		21032	20980.1		-101.10	10221.21	
10		21045	20993.1		-88.10	7761.61	
11		21354	21302.1		220.90	48796.81	
12		21113	21061.1		-20.10	404.01	
13		20949	20897.1		-184.10	33892.81	
14		20931	20879.1		-202.10	40844.41	
15		21202	21150.1		68.90	4747.21	
16		21219	21167.1		85.90	7378.81	
17		21192	21140.1		58.90	3469.21	
18		21167	21115.1		33.90	1149.21	
19		21066	21014.1		-67.10	4502.41	
20		21274	21222.1		140.90	19852.81	
Total		422662	421624		SUM	277591.8	$\Sigma(C_I - c)^2$
Mean Count: $\bar{c}$			21081				
Chi Squared Value (C^2):		13.17	10.11 - 30.14	Standard Deviation:	121		
+ 2 σ Value:	21323	- 2 σ Value:	20839				
Calculations Completed by:			Richard Kountz			Date:	7/30/2004
Reviewed by:			Daniel Spicuzza			Date:	7/30/2004

LUDLUM MODEL 2929
DAILY 10 MINUTE BACKGROUND AND EFFICIENCY

For:	July, August	2004					
Instrument ID:	171594				Detector ID:	179307	
Cal Due Date:	7/21/2005						
Sources Used:			Alpha S/N:	Th-230 A7-271	Activity:	100,600	DPM
			Beta S/N:	Tc-99 A7-272	Activity:	112,500	DPM
			Acceptable Range of Background:	0	CPM to	1.6	CPM α
Background Count Time:	10	Minutes		38.6	CPM to	65.2	CPM βγ

Date	Total Counts α	Total Counts βγ	10-Minute Background (CPM) α	10-Minute Background (CPM) βγ	1-min α Source Counts	Eff. α	1- min βγ Source Counts	Eff. βγ	Initials
8/2/2004	0	534	0.0	53.4	38902	39	21203	19	DMS
8/3/2004	0	548	0.0	54.8	39111	39	20952	19	DMS
8/4/2006	1	528	0.1	52.8	39001	39	21145	19	DMS
8/5/2006	0	543	0.0	54.3	38995	39	21054	19	DMS
8/6/2006	0	553	0.0	55.3	39043	39	21031	19	DMS
8/9/2006	1	551	0.1	55.1	39518	39	21222	19	DMS
8/10/2004	0	584	0.0	58.4	39432	39	21097	19	DMS
8/11/2004	0	555	0.0	55.5	39345	39	21105	19	DMS
8/12/2004	0	562	0.0	56.2	39104	39	21114	19	DMS

Reviewed by:	Daniel Spicuzza	Date:	8/11/2004

Model 2929 Alpha Control Chart

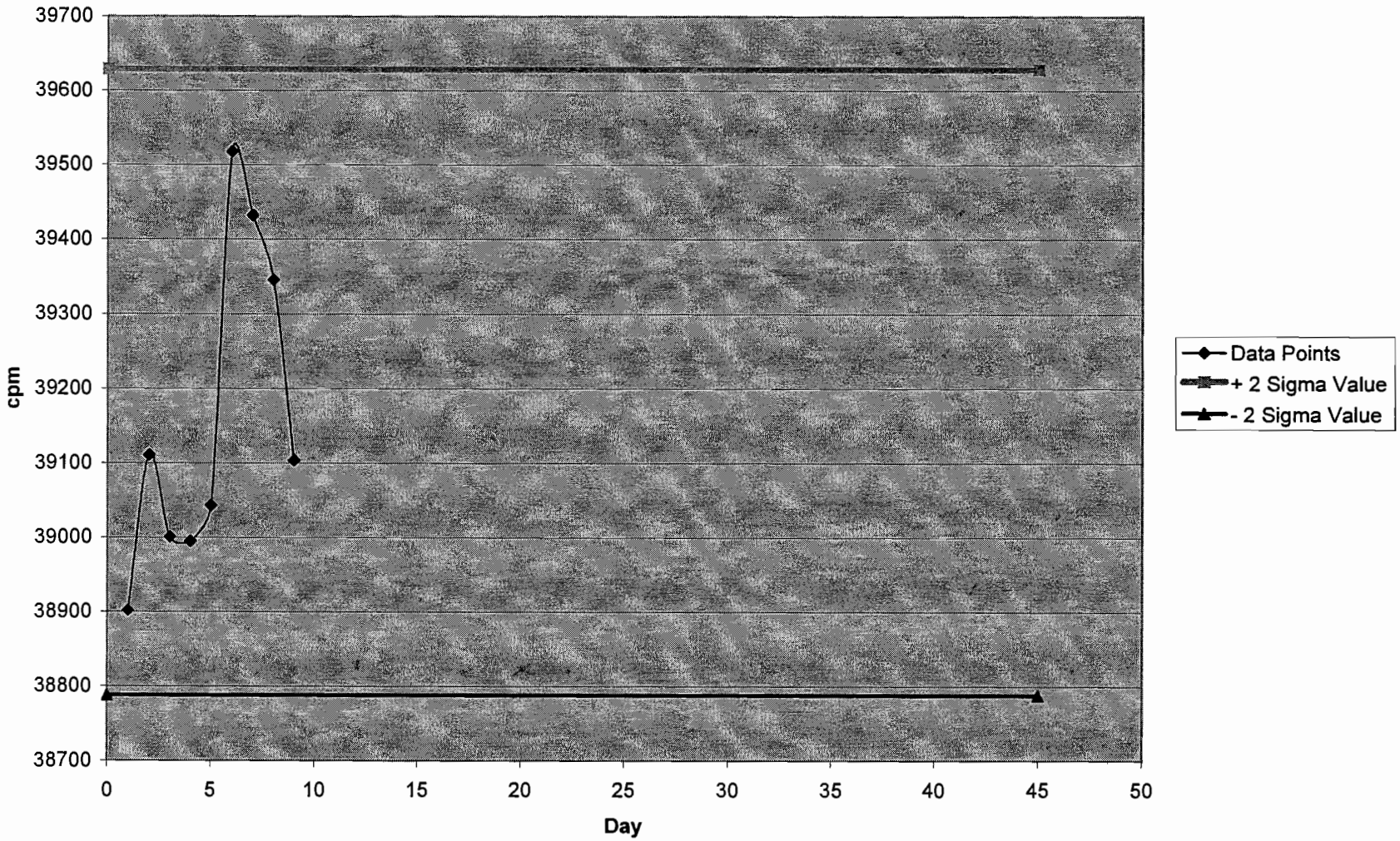

Model 2929 Beta Control Chart



DAILY INSTRUMENT PERFORMANCE TEST LOG SHEET

Project: RVAAP West Tank Farm

DATE	MODEL/TYPE (Meter/Detector)	S/N (Meter/Detector)	PHYSICAL DAMAGE Y/N	CAL. DUE DATE	SOURCE I.D Cs-137	SOURCE ACTIVITY DPM	BACKGROUND CPM	READING CPM	Net CPM	EFF. %	PASS/ FAIL (P/F)	TECH. INIT.
7/26/2004	2350-1/44-10	134743/685492	N	5/3/2005	173-6-18	1,700,000	6000	30000	24000	N/A	P	DMS
7/27/2004	2350-1/44-10	134743/685492	N	5/3/2005	173-6-18	1,700,000	6000	31000	25000	N/A	P	DMS
7/28/2004	2350-1/44-10	134743/685492	N	5/3/2005	173-6-18	1,700,000	6000	30000	24000	N/A	P	DMS
7/29/2004	2350-1/44-10	134743/685492	N	5/3/2005	173-6-18	1,700,000	6000	31000	25000	N/A	P	DMS
7/30/2004	2350-1/44-10	134743/685492	N	5/3/2005	173-6-18	1,700,000	6000	30000	24000	N/A	P	DMS
8/2/2004	2350-1/44-10	134743/685492	N	5/3/2005	173-6-18	1,700,000	6000	31000	25000	N/A	P	RK
8/3/2004	2350-1/44-10	134743/685492	N	5/3/2005	173-6-18	1,700,000	6000	31000	25000	N/A	P	RK
8/4/2004	2350-1/44-10	134743/685492	N	5/3/2005	173-6-18	1,700,000	6000	30000	24000	N/A	P	AB
8/5/2004	2350-1/44-10	134743/685492	N	5/3/2005	173-6-18	1,700,000	6000	30000	24000	N/A	P	AB
8/6/2004	2350-1/44-10	134743/685492	N	5/3/2005	173-6-18	1,700,000	6000	31000	25000	N/A	P	AB
8/9/2004	2350-1/44-10	134743/685492	N	5/3/2005	173-6-18	1,700,000	6100	30000	23900	N/A	P	RK
8/10/2004	2350-1/44-10	134743/685492	N	5/3/2005	173-6-18	1,700,000	6000	30000	24000	N/A	P	RK
8/11/2004	2350-1/44-10	134743/685492	N	5/3/2005	173-6-18	1,700,000	6600	32000	25400	N/A	P	RK
8/12/2004	2350-1/44-10	134743/685492	N	5/3/2005	173-6-18	1,700,000	6000	31000	25000	N/A	P	RK

DAILY INSTRUMENT PERFORMANCE TEST LOG SHEET

Project: RVAAP West Tank Farm

DATE	MODEL/TYPE (Meter/Detector)	S/N (Meter/Detector)	PHYSICAL DAMAGE Y/N	CAL. DUE DATE	SOURCE I.D Cs-137	SOURCE ACTIVITY DPM	BACKGROUND CPM	READING CPM	Net CPM	EFF. %	PASS/ FAIL (P/F)	TECH. INIT.
7/26/2004	2350-1/44-10	95337/020381	N	5/3/2005	173-6-18	1,700,000	6000	31000	25000	N/A	P	DMS
7/27/2004	2350-1/44-10	95337/020381	N	5/3/2005	173-6-18	1,700,000	6000	31000	25000	N/A	P	DMS
7/28/2004	2350-1/44-10	95337/020381	N	5/3/2005	173-6-18	1,700,000	6000	30000	24000	N/A	P	DMS
7/29/2004	2350-1/44-10	95337/020381	N	5/3/2005	173-6-18	1,700,000	6000	30000	24000	N/A	P	DMS
7/30/2004	2350-1/44-10	95337/020381	N	5/3/2005	173-6-18	1,700,000	6000	30000	24000	N/A	P	DMS
8/2/2004	2350-1/44-10	95337/020381	N	5/3/2005	173-6-18	1,700,000	6500	31000	24500	N/A	P	RK
8/3/2004	2350-1/44-10	95337/020381	N	5/3/2005	173-6-18	1,700,000	6000	30000	24000	N/A	P	RK
8/4/2004	2350-1/44-10	95337/020381	N	5/3/2005	173-6-18	1,700,000	6000	31000	25000	N/A	P	AB
8/5/2004	2350-1/44-10	95337/020381	N	5/3/2005	173-6-18	1,700,000	6000	30000	24000	N/A	P	AB
8/6/2004	2350-1/44-10	95337/020381	N	5/3/2005	173-6-18	1,700,000	6000	30000	24000	N/A	P	AB
8/9/2004	2350-1/44-10	95337/020381	N	5/3/2005	173-6-18	1,700,000	6000	31000	25000	N/A	P	RK
8/10/2004	2350-1/44-10	95337/020381	N	5/3/2005	173-6-18	1,700,000	6000	30000	24000	N/A	P	RK
8/11/2004	2350-1/44-10	95337/020381	N	5/3/2005	173-6-18	1,700,000	6700	32000	25300	N/A	P	RK
8/12/2004	2350-1/44-10	95337/020381	N	5/3/2005	173-6-18	1,700,000	6000	31000	25000	N/A	P	RK

DAILY INSTRUMENT PERFORMANCE TEST LOG SHEET

Project: RVAAP West Tank Farm

DATE	MODEL/TYPE (Meter/Detector)	S/N (Meter/Detector)	PHYSICAL DAMAGE Y/N	CAL. DUE DATE	SOURCE I.D Cs-137	SOURCE ACTIVITY DPM	BACKGROUND CPM	READING CPM	Net CPM	EFF. %	PASS/ FAIL (P/F)	TECH. INIT.
7/26/2004	2350-1/44-10	142506/170811	N	12/15/2004	173-6-18	1,700,000	6000	31000	25000	N/A	P	DMS
7/27/2004	2350-1/44-10	142506/170811	N	12/15/2004	173-6-18	1,700,000	6000	32000	26000	N/A	P	DMS
7/28/2004	2350-1/44-10	142506/170811	N	12/15/2004	173-6-18	1,700,000	6000	30000	24000	N/A	P	DMS
7/29/2004	2350-1/44-10	142506/170811	N	12/15/2004	173-6-18	1,700,000	6000	31000	25000	N/A	P	DMS
7/30/2004	2350-1/44-10	142506/170811	N	12/15/2004	173-6-18	1,700,000	6000	31000	25000	N/A	P	DMS
8/2/2004	2350-1/44-10	142506/170811	N	12/15/2004	173-6-18	1,700,000	6000	30000	24000	N/A	P	RK
8/3/2004	2350-1/44-10	142506/170811	N	12/15/2004	173-6-18	1,700,000	6000	31000	25000	N/A	P	RK
8/4/2004	2350-1/44-10	142506/170811	N	12/15/2004	173-6-18	1,700,000	6000	30000	24000	N/A	P	AB
8/5/2004	2350-1/44-10	142506/170811	N	12/15/2004	173-6-18	1,700,000	6000	31000	25000	N/A	P	AB
8/6/2004	2350-1/44-10	142506/170811	N	12/15/2004	173-6-18	1,700,000	6000	30000	24000	N/A	P	AB
8/9/2004	2350-1/44-10	142506/170811	N	12/15/2004	173-6-18	1,700,000	6000	31000	25000	N/A	P	RK
8/10/2004	2350-1/44-10	142506/170811	N	12/15/2004	173-6-18	1,700,000	6000	30000	24000	N/A	P	RK
8/11/2004	2350-1/44-10	142506/170811	N	12/15/2004	173-6-18	1,700,000	6000	32000	26000	N/A	P	RK
8/12/2004	2350-1/44-10	142506/170811	N	12/15/2004	173-6-18	1,700,000	6000	30000	24000	N/A	P	RK

DAILY INSTRUMENT PERFORMANCE TEST LOG SHEET

Project: RVAAP West Tank Farm

DATE	MODEL/TYPE (Meter/Detector)	S/N (Meter/Detector)	PHYSICAL DAMAGE Y/N	CAL. DUE DATE	SOURCE I.D Th-230	SOURCE ACTIVITY Alphas/Min	BACKGROUND CPM	READING CPM	Net CPM	EFF. %	PASS/ FAIL (P/F)	TECH. INIT.
7/26/2004	3/44-9	131845/151135	N	4/14/2005	A7-271	50,300	50	5000	4950	10	P	DMS
7/27/2004	3/44-9	131845/151135	N	4/14/2005	A7-271	50,300	50	5000	4950	10	P	DMS
7/28/2004	3/44-9	131845/151135	N	4/14/2005	A7-271	50,300	50	5000	4950	10	P	DMS
7/29/2004	3/44-9	131845/151135	N	4/14/2005	A7-271	50,300	50	5000	4950	10	P	DMS
7/30/2004	3/44-9	131845/151135	N	4/14/2005	A7-271	50,300	50	5000	4950	10	P	DMS
8/2/2004	3/44-9	131845/151135	N	4/14/2005	A7-271	50,300	50	5000	4950	10	P	DMS
8/3/2004	3/44-9	131845/151135	N	4/14/2005	A7-271	50,300	50	5000	4950	10	P	DMS
8/4/2004	3/44-9	131845/151135	N	4/14/2005	A7-271	50,300	50	5000	4950	10	P	DMS
8/5/2004	3/44-9	131845/151135	N	4/14/2005	A7-271	50,300	50	5000	4950	10	P	DMS
8/6/2004	3/44-9	131845/151135	N	4/14/2005	A7-271	50,300	50	5000	4950	10	P	DMS
8/9/2004	3/44-9	131845/151135	N	4/14/2005	A7-271	50,300	50	5000	4950	10	P	DMS
8/10/2004	3/44-9	131845/151135	N	4/14/2005	A7-271	50,300	50	5000	4950	10	P	DMS
8/11/2004	3/44-9	131845/151135	N	4/14/2005	A7-271	50,300	50	5000	4950	10	P	DMS
8/12/2004	3/44-9	131845/151135	N	4/14/2005	A7-271	50,300	50	5000	4950	10	P	DMS

DAILY INSTRUMENT PERFORMANCE TEST LOG SHEET

Project: RVAAP West Tank Farm

DATE	MODEL/TYPE (Meter/Detector)	S/N (Meter/Detector)	PHYSICAL DAMAGE Y/N	CAL. DUE DATE	SOURCE I.D Tc-99	SOURCE ACTIVITY Beta/Min	BACKGROUND CPM	READING CPM	Net CPM	EFF. %	PASS/ FAIL (P/F)	TECH. INIT.
7/26/2004	3/44-9	131845/151135	N	4/14/2005	A7-272	59,610	50	6000	5950	10	P	DMS
7/27/2004	3/44-9	131845/151135	N	4/14/2005	A7-272	59,610	50	6000	5950	10	P	DMS
7/28/2004	3/44-9	131845/151135	N	4/14/2005	A7-272	59,610	50	6000	5950	10	P	DMS
7/29/2004	3/44-9	131845/151135	N	4/14/2005	A7-272	59,610	50	6000	5950	10	P	DMS
7/30/2004	3/44-9	131845/151135	N	4/14/2005	A7-272	59,610	50	6000	5950	10	P	DMS
8/2/2004	3/44-9	131845/151135	N	4/14/2005	A7-272	59,610	50	6000	5950	10	P	DMS
8/3/2004	3/44-9	131845/151135	N	4/14/2005	A7-272	59,610	50	6000	5950	10	P	DMS
8/4/2004	3/44-9	131845/151135	N	4/14/2005	A7-272	59,610	50	6000	5950	10	P	DMS
8/5/2004	3/44-9	131845/151135	N	4/14/2005	A7-272	59,610	50	6000	5950	10	P	DMS
8/6/2004	3/44-9	131845/151135	N	4/14/2005	A7-272	59,610	50	6000	5950	10	P	DMS
8/9/2004	3/44-9	131845/151135	N	4/14/2005	A7-272	59,610	50	6000	5950	10	P	DMS
8/10/2004	3/44-9	131845/151135	N	4/14/2005	A7-272	59,610	50	6000	5950	10	P	DMS
8/11/2004	3/44-9	131845/151135	N	4/14/2005	A7-272	59,610	50	6000	5950	10	P	DMS
8/12/2004	3/44-9	131845/151135	N	4/14/2005	A7-272	59,610	50	6000	5950	10	P	DMS

DAILY INSTRUMENT PERFORMANCE TEST LOG SHEET

Project: RVAAP West Tank Farm

DATE	MODEL/TYPE (Meter/Detector)	S/N (Meter/Detector)	PHYSICAL DAMAGE Y/N	CAL. DUE DATE	SOURCE I.D Th-230	SOURCE ACTIVITY Alphas/Min	BACKGROUND CPM	READING CPM	Net CPM	EFF. %	PASS/ FAIL (P/F)	TECH. INIT.
7/26/2004	2360/43-89	185766/509	N	5/11/2005	A7-267	43,740	0	11736	11736	27	P	DMS
7/27/2004	2360/43-89	185766/509	N	5/11/2005	A7-267	43,740	1	11698	11697	27	P	DMS
7/28/2004	2360/43-89	185766/509	N	5/11/2005	A7-267	43,740	1	11679	11678	27	P	DMS
7/29/2004	2360/43-89	185766/509	N	5/11/2005	A7-267	43,740	0	11701	11701	27	P	DMS
7/30/2004	2360/43-89	185766/509	N	5/11/2005	A7-267	43,740	2	11698	11696	27	P	DMS
8/2/2004	2360/43-89	185766/509	N	5/11/2005	A7-267	43,740	0	11707	11707	27	P	DMS
8/3/2004	2360/43-89	185766/509	N	5/11/2005	A7-267	43,740	0	11678	11678	27	P	DMS
8/4/2004	2360/43-89	185766/509	N	5/11/2005	A7-267	43,740	0	11723	11723	27	P	DMS
8/5/2004	2360/43-89	185766/509	N	5/11/2005	A7-267	43,740	0	11829	11829	27	P	DMS
8/6/2004	2360/43-89	185766/509	N	5/11/2005	A7-267	43,740	0	11793	11793	27	P	DMS
8/9/2004	2360/43-89	185766/509	N	5/11/2005	A7-267	43,740	1	11997	11996	27	P	DMS
8/10/2004	2360/43-89	185766/509	N	5/11/2005	A7-267	43,740	1	11899	11898	27	P	DMS
8/11/2004	2360/43-89	185766/509	N	5/11/2005	A7-267	43,740	1	11821	11820	27	P	P
8/12/2004	2360/43-89	185766/509	N	5/11/2005	A7-267	43,740	2	11684	11682	27	P	P

Appendix C

Waste Shipment Documentation

Appendix C

Waste Shipment Documentation

NWT BP-001
Figure 4.6-J
Rev 4, 3-24-00

FAX COVER SHEET
NWT
SHIPMENT ACKNOWLEDGMENT

Consignee: Please sign below after receiving and accepting this shipment. If a NRC form 540 or a Hazardous Waste manifest are included with this shipment, please sign block 9, "Authorized consignee acknowledging waste receipt", or consignee block. Please fax all signature sheets.

Please fax this sheet and the signature sheet / sheets to:

New World Technology

FAX No. 925-443-0119

Shipment No. :	USA 00-005-US EI
Manifest No. :	USA 00-005-US EI
Consignor:	NWT FOR RAVENNA AAP
Consignee:	US ECOLOGY IDAHO
Date of Shipment:	8-13-04
Signature of Consignee:	M Bacon
Date of Receipt:	8/16/2004

COPY

04081617082 ORIGINAL

STRAIGHT BILL OF LADING

ORIGINAL - NOT NEGOTIABLE

SHIPMENT No: USA 00-005-USEI

NAME OF CARRIER: R-R Trucking

DATE: 8-13-04

WSID No.: 16055

TO:				FROM:			
CONSIGNEE:	US Ecology Idaho			CONSIGNOR:	NWT for Ravenna AAP		
STREET:	10.5 miles NW on HWY 78, Lemley Road			STREET:	8451 State RT 5		
CITY:	Grand View	STATE:	ID	CITY:	Ravenna	STATE:	OH
ZIP CODE:	83624	PHONE:	208-834-2275	ZIP CODE:	44266	PHONE:	925-209-3897

24 HOUR EMERGENCY RESPONSE TELEPHONE No: 925-443-7967

Truck No. 5914

Trailer No. 7810127RR

NO OF UNITS & CONTAINER TYPE	HM	BASIC DESCRIPTION (PROPER SHIPPING NAME, HAZARD CLASS, IDENTIFICATION NO (UN OR NA), PACKING GROUP, PER 172 101, 172 202, 172 203	TOTAL QUANTITY (cubic feet)	WEIGHT (lbs)	RATE
19		Non DOT regulated material (Soil)	142.5	14,800	
metal drums		WSID # 16055			
		DOOR SEAL # 0000107			
		# 0000103			

PLACARDS TENDERED: NO

Note-Where the rate is dependent on value shippers are required to state specifically in writing the agreed or declared value of the property. The agreed or declared value of the property is hereby specifically stated by the shipper to be not exceeding

$ <0.40 per lb.

I hereby declare that the contents of this consignment are fully and accurately described above by proper shipping name and are classified, packed, marked and labeled and are in all respects in proper condition for transport by HIGH WAY rail according to applicable international and national government regulations

M.A. Signature

Remit C.O.D. to:

C.O.D. Amt $

Subject to Section 7 of the conditions if this shipment is to be delivered to the consignee without recourse on the consignor, the consignor shall sign the following statement: The carrier shall not make delivery of this shipment without payment of freight and all other lawful charges.

C.O.D. Fee: Prepaid D Collect D $

Total Charges $

Freight Charges: Freight Prepaid Check box if charges accept when box at right checked D are to be collected

RECEIVED, subject to the classifications and lawfully filed tariffs in effect on the date of the issue of this Bill of Lading, the property described above in apparent good order, except as noted (contents and conditions of contents of packages unknown), marked, consigned and destined as indicated above which said carrier (the word carrier being understood throughout this contract as meaning any person or corporation in possession of the property under the contract) agrees to carry to its usual place of delivery at said destination, if on its route, otherwise to deliver to another carrier on the route to said destination. It is mutually agreed as to each carrier of all or any of, said property over all or any portion of said route to destination and as to each party at any time interested in all or any said property that every service to be performed hereunder shall be subject to all the bill of lading terms and conditions in the governing classification on the date of shipment.

Shipper hereby certifies that he is familiar with all the bill of lading terms and conditions in the governing classification and the said terms and conditions are hereby agreed to by the shipper and accepted for himself and his assigns.

Shipper:	NWT for Ravenna AAP	Carrier:	R-R Trucking
Signature	M.A. Bill.	Signature	J Moody
Title:	Broker, Agent for US Army AFSC	Date	8-13-04
Date:	8-13-04		

Received By:

Signature:	[signature]
Title:	Receiving for USEI
Date:	8/16/04

EMERGENCY RESPONSE INFORMATION **EMERGENCY RESPONSE GUIDE 161**

New World Technology
448 Commerce Way, Livermore, CA. 94550

****24 Hour Emergency Contact**
Willie Bremer (925) 443-7967

Shipping Date: 8-13-04

Manifest No.: USA 00-005-USEF

	Proper Shipping Name	Hazard Class	ID Number
☐	Radioactive Material, excepted package-empty package	7	UN2910
☐	Radioactive Material, excepted package, articles manufactured from depleted Uranium	7	UN2910
☐	Radioactive Material, excepted package, articles manufactured from natural Thorium	7	UN2910
☐	Radioactive Material, excepted package, articles manufactured from natural Uranium	7	UN2910
☐	Radioactive Material, excepted package-instruments or articles	7	UN2910
☐	Radioactive Material, excepted package-limited quantity of material	7	UN2910
☒	US DOT EXEMPT	NA	NA

POTENTIAL HAZARDS

HEALTH

- Radiation presents minimal risk to transport workers, emergency response personnel, and the public during transportation accidents. Packaging durability is related to potential hazards of material.
- Low-level radioactive material; very low radiation hazard to people.
- Some radioactive materials cannot be detected by commonly available instruments.
- Quantity of material presents low radiation hazard if released from package during accident.
- Packages do not have RADIOACTIVE I, II or III labels. Some may have EMPTY labels or may have the word "RADIOACTIVE" in the package marking.
- If any radioactive contamination occurs, it will be extremely low level.

FIRE OR EXPLOSION

- Some of these materials may burn, but none of them ignites readily.
- Radioactivity does not change flammability or other properties of the materials.

PUBLIC SAFETY

- **Call Thom Dias (925) 443-7967.**
- Priorities for rescue, life-saving, first-aid, and control of fire and other hazards are higher than the priority for measuring radiation levels.
- Radiation authority must be notified of accident conditions, and is usually responsible for radiological decisions.
- Isolate spill or leak area immediately for at least 25 to 50 meters (80 to 160 feet) in all directions.
- Stay upwind.
- Keep unauthorized personnel away.
- Detain or isolate uninjured persons or equipment suspected to be contaminated; delay decontamination and cleanup until instructions are received from Radiation Authority.

PROTECTIVE CLOTHING

- Positive pressure self-contained breathing apparatus (SCBA) and structural firefighters' protective clothing will provide adequate protection.

EVACUATION

Large Spill

- Consider initial downwind evacuation for at least 100 meters (330 feet).

Fire

- When a large quantity of this material is involved in a major fire, consider an initial evacuation distance of 300 meters (1000 feet) in all directions.

EMERGENCY RESPONSE

FIRE

- Presence of radioactive material will not change effectiveness of fire control techniques.
- Move containers from fire area if you can do it without risk.
- Do not move damaged packages; move undamaged containers out of fire zone.

Small Fires

- Dry chemicals, CO2, Water spray or regular foam.

Large Fires

- Water spray, fog (flooding amounts).

SPILL OR LEAK

- Do not touch damaged packages or spilled material.

Liquid Spills

- Cover with sand, earth or other non-combustible absorbent material.
- Cover powder spill with plastic sheet or tarp to minimize spreading.

FIRST AID

- Medical problems take priority over radiological concerns.
- Use first aid treatment according to the degree of the injury.
- Do not delay care and transport of a seriously injured person.
- Apply artificial respiration if victim is not breathing.
- Administer oxygen if breathing is difficult.
- In case of contact with substance, immediately flush skin or eyes with running water for at least 20 minutes.
- Injured persons who contacted released material may be a minor contamination problem to contacted persons, equipment and facilities.
- Ensure that medical personnel are aware of the material(s) involved, and take precautions to protect themselves.

The above information is intended to satisfy the requirements of 49 CFR parts 172.600, 172.602 & 172.604.

NWT
EMERGENCY PROCEDURES

New World Technology
448 Commerce Way
Livermore CA 94550

**** 24 Hour Emergency Contact**
Willie Bremer (925) 443-7967

EMERGENCY PROCEDURE TO BE FOLLOWED BY VEHICLE DRIVER IN THE EVENT OF AN ACCIDENT:

1. Perform lifesaving rescue and emergency first aid. Delay other first aid care until victims can be removed from the vicinity of any potentially hazardous material. Notify receiving medical facilities of possible contamination or radiation exposure of the injured.
2. Establish a control zone. The perimeter of this zone will be determined by the accident scene conditions. If there is no release of radioactive material, a distance of 20 feet is required. If the containers are breached and dispersal is a potential, increase the control zone as large as possible.
    A. Limit time near radioactive shipping packages as much as possible.
    B. Cover spilled radioactive material with plastic sheeting or tarps to prevent or limit dispersal.
    C. Avoid direct contact with radioactive material. Utilize protective clothing and utilize anything available for remote handling.
3. Detain personnel in the immediate area and items with possible contamination until they can be monitored for radioactive contamination.
4. **If there is a fire**, advise individuals and emergency responders that everyone should move upwind, Use respirators if you need to enter the area. Inform the fire department that the truck is carrying radioactive materials.
5. The following persons are to be notified in the sequence shown below:
    A. Willie Bremer, Director of Brokerage Operations, Livermore, CA
    Day: (925) 443-7967
    Night: (209) 543-0969
    Cell: (925) 209-3887
    B. Additional 24-Hour Emergency Contact: Don Wadsworth, Livermore, CA
    Day: (925) 443-7967
    Night: (925) 443-7982
    Cell: (925) 997-7941
    C. Notify the state and local emergency responders by dialing 911 in the event the emergency contacts above cannot be reached or if there is a serious threat to life or property.
    D. For general information on the chemicals identified in the accident call CHEMTREC at (800) 424-9300.

NWT
TRUCK INSPECTION CHECKLIST

CARRIER: R-R TRUCKING
TRACTOR NO.: 5914 TYPE: CLOSED VAN
TRAILER NO.: 7810127 RR
~~SHIPEMENT NO~~.: USA 00-005- USRI

SHIPMENT No. ITEM	SAT	UNSAT
INCOMING SURVEYS COMPLETE, WITHIN LIMITS AND DOCUMENTED	✓	
VEHICLE IS FREE OF DIRT AND DEBRIS	✓	
INTERIOR SURFACES ARE FREE OF PROTRUSIONS	✓	
TIRES - MINIMUM 3/32" OF TREAD	✓	
WHEELS AND RIMS - LESS THAN 20% BROKEN OR MISSING BOLTS	✓	
ALL LIGHTS ARE OPERATIONAL	✓	
ENSURE BRAKES (NORMAL AND EMERGENCY) AND LOW AIR WARNING ALARMS OPERATIONAL	✓	
FRAME IS FREE OF CRACKS OR BREAKS	✓	
HORN IS OPERATIONAL	✓	
WINDSHIELD WIPERS ARE OPERATIONAL	✓	
DRIVER HAS COMPLETED HIS DAILY SAFETY INSPECTION	✓	
VEHICLE IS LICENSED AND PERMITTED FOR THE STATES IT MUST TRAVEL THROUGH	✓	

REMARKS:

SIGNATURES:

INSPECTOR: [signature] DATE 8-13-04

DRIVER: J Moody DATE 8/13/04

NOTE: Visible damage occurring in route and not noted on this inspection form must be reported to the receiving facility via phone prior to entry.

NWT
CONTAINER INSPECTION CHECKLIST

ITEM INSPECTED	INITIAL or N/A
DRUMS 1-19 DSA 00-005- USEI	
1.Containers are in unimpaired physical condition	WS
2.Closure devices are secure.	WS
A. Bolts and nuts are tight, ~~nut has been fixed with sealant.~~	WS
B. Bungs and drain plugs are tight and have been fixed with sealant	NA
C. Boxes have been inspected for lid to body seal, sealant has been applied, if required.	NA
3. Labels have been applied and are:	NA
A. Consistent with the proper shipping name of contents	↓
B. Consistent with the shipping paperwork	↓
C. Legible	↓
a. White I, Yellow II, Yellow III	↓
b. Radioactive LSA	↓
c. Proper shipping name	↓
d. Container No. & Container weight	WS
e. Container specifications (i.e. DOT 7-A type A, UN 1A-2 etc.)	NA
f. Contents label	↓
g. Class A, B, or C , Stable or Unstable markings	↓
h. Consignee or consignor name and address	↓
i. Security seal	↓
j. RQ marking	↓
k. Hazardous constituent labels (flammable, corrosive, etc.)	↓
l. Hazardous waste label	↓
m. Bulk packaging labels	↓
4. Unnecessary labels and markings have been removed or painted over	WS
5. Package has been inspected for liquids and non-conforming material or Certificate of Contents form (figure 4.4.6.6) has been completed.	WS
6. Solidified and absorbed liquid packages have been inspected per Section 4.0 of the NWT brokerage field operating procedures.	NA
7. Voids in the containers are minimized, blocking and bracing is adequate to prevent shifting during transit.	WS
8. For NRC approved packages, (C of C) has been complied with.	NA
9. Containers are free of surface contamination.	WS
10. Radiation levels have been verified and documented.	WS
11. Other	NA

RVAAP West Tank Farm Waste Drum Dose Rate Data Sheet

Drum #	Contact Dose Rate in μR/hr	1 Meter Dose Rate in μR/hr
1	30	< 20
2	80	< 20
3	30	< 20
4	80	< 20
5	50	< 20
6	30	< 20
7	50	< 20
8	26	< 20
9	30	< 20
10	12	< 10
11	12	< 10
12	12	< 10
13	12	< 10
14	12	< 10
15	12	< 10
16	12	< 10
17	12	< 10
18	12	< 10
19	12	< 10

Model-19
S/N:138444
Cal Due Date: 8/19/2004

SMEAR COUNTING ANALYSIS REPORT

DATE:	8/9/2004	NWTS# N/A	ANALYSIS PERFORMED BY: Dan Spicuzza

COUNTING SYSTEM DATA

INSTRUMENT I.D.:	α 171594	β 171594	DETECTOR I.D.:	α 179307	β 179307	
MODEL NUMBER:	α 2929	β 2929	MODEL NUMBER:	α 43-10-1	β 43-10-1	
EFFICIENCIES: α:	0.39		MDA: α: 6.1	DPM	Cal DueDate:	7/21/2005
βγ:	0.19		βγ: 135.5	DPM		
SMEARS TAKEN BY:	Dan Spicuzza					

SAMPLE COUNT TIME:	2 Minute	ACTIVITY REPORT IN:	DPM/100 cm²
α BACKGROUND:	0.1 CPM	βγ BACKGROUND:	55 CPM

SAMPLE I.D./DESCRIPTION	GROSS COUNTS α	GROSS COUNTS βγ	NET COUNTS α	NET COUNTS βγ	ACTIVITY α	ACTIVITY βγ
Drum #1	2	116	0.9	3	2.3	15.8
Drum #1	0	112	-0.1	1	-0.3	5.3
Drum #1	0	102	-0.1	-4	-0.3	-21.1
Drum #2	0	110	-0.1	0	-0.3	0.0
Drum #2	0	114	-0.1	2	-0.3	10.5
Drum #2	0	118	-0.1	4	-0.3	21.1
Drum #3	0	124	-0.1	7	-0.3	36.8
Drum #3	1	118	0.4	4	1.0	21.1
Drum #3	0	114	-0.1	2	-0.3	10.5
Drum #4	0	116	-0.1	3	-0.3	15.8
Drum #4	2	106	0.9	-2	2.3	-10.5
Drum #4	1	114	0.4	2	1.0	10.5
Drum #5	0	108	-0.1	-1	-0.3	-5.3
Drum #5	2	120	0.9	5	2.3	26.3
Drum #5	0	126	-0.1	8	-0.3	42.1
Drum #6	1	102	0.4	-4	1.0	-21.1
Drum #6	0	108	-0.1	-1	-0.3	-5.3
Drum #6	0	104	-0.1	-3	-0.3	-15.8
Drum #7	0	108	-0.1	-1	-0.3	-5.3
Drum #7	0	118	-0.1	4	-0.3	21.1
Drum #7	0	106	-0.1	-2	-0.3	-10.5
Drum #8	0	112	-0.1	1	-0.3	5.3
Drum #8	1	110	0.4	0	1.0	0.0
Drum #8	1	108	0.4	-1	1.0	-5.3
Drum #9	0	104	-0.1	-3	-0.3	-15.8
Drum #9	0	102	-0.1	-4	-0.3	-21.1
Drum #9	0	116	-0.1	3	-0.3	15.8
Drum #10	0	106	-0.1	-2	-0.3	-10.5
Drum #10	0	130	-0.1	10	-0.3	52.6
Drum #10	0	122	-0.1	6	-0.3	31.6
Drum #11	1	104	0.4	-3	1.0	-15.8
Drum #11	1	102	0.4	-4	1.0	-21.1
Drum #11	1	114	0.4	2	1.0	10.5
Drum #12	0	106	-0.1	-2	-0.3	-10.5
Drum #12	0	116	-0.1	3	-0.3	15.8
Drum #12	0	98	-0.1	-6	-0.3	-31.6
Drum #13	0	100	-0.1	-5	-0.3	-26.3
Drum #13	0	104	-0.1	-3	-0.3	-15.8
Drum #13	1	115	0.4	2.5	1.0	13.2
Drum #14	0	116	-0.1	3	-0.3	15.8
Drum #14	0	121	-0.1	5.5	-0.3	28.9
Drum #14	0	123	-0.1	6.5	-0.3	34.2
Drum #15	0	130	-0.1	10	-0.3	52.6
Drum #15	0	124	-0.1	7	-0.3	36.8
Drum #15	0	116	-0.1	3	-0.3	15.8
Drum #16	0	104	-0.1	-3	-0.3	-15.8
Drum #16	0	108	-0.1	-1	-0.3	-5.3
Drum #16	0	110	-0.1	0	-0.3	0.0
Drum #17	0	104	-0.1	-3	-0.3	-15.8
Drum #17	2	118	0.9	4	2.3	21.1
Drum #17	0	106	-0.1	-2	-0.3	-10.5
Drum #18	0	114	-0.1	2	-0.3	10.5
Drum #18	1	112	0.4	1	1.0	5.3
Drum #18	0	98	-0.1	-6	-0.3	-31.6
Drum #19	1	98	0.4	-6	1.0	-31.6
Drum #19	0	104	-0.1	-3	-0.3	-15.8
Drum #19	1	119	0.4	4.5	1.0	23.7
Blank	0	106	-0.1	-2	-0.3	-10.5

Remarks: Drum Exterior Contamination Survey

Reviewed by:	Richard Kountz	Date:	8/9/2004

Appendix D

Equipment Release Surveys

Appendix D

Equipment Release Surveys

DATE:	8/6/2004	NWTS#	N/A	ANALYSIS PERFORMED BY:		Dan Spicuzza	
COUNTING SYSTEM DATA							
INSTRUMENT I.D.:	α 171594	β 171594		DETECTOR I.D.:	α 179307	β 179307	
MODEL NUMBER:	α 2929	β 2929		MODEL NUMBER:	α 43-10-1	β 43-10-1	
EFFICIENCIES: α:	0.39			MDA: α:	3.5	DPM	Cal DueDate: 7/21/2005
βγ:	0.19			βγ:	135.5	DPM	
SMEARS TAKEN BY:	Dan Spicuzza						
SAMPLE COUNT TIME:		2 Minute		ACTIVITY REPORT IN:	DPM/100 cm^2		
α BACKGROUND:	0	CPM		βγ BACKGROUND:	55	CPM	

SAMPLE I.D./DESCRIPTION	GROSS COUNTS α	GROSS COUNTS βγ	NET COUNTS α	NET COUNTS βγ	ACTIVITY α	ACTIVITY βγ
1	1	104	0.5	-3	1.3	-15.8
2	0	114	0	2	0.0	10.5
Blank	0	108	0	-1	0.0	-5.3

Remarks: Backhoe Bucket

Reviewed by: Richard Kountz Date: 8/6/2004

SMEAR COUNTING ANALYSIS REPORT

DATE:	8/9/2004	NWTS#	N/A	ANALYSIS PERFORMED BY:		Dan Spicuzza	
COUNTING SYSTEM DATA							
INSTRUMENT I.D.:	α 171594	β 171594		DETECTOR I.D.:	α 179307	β 179307	
MODEL NUMBER:	α 2929	β 2929		MODEL NUMBER:	α 43-10-1	β 43-10-1	
EFFICIENCIES: α:	0.39			MDA: α: 6.1	DPM	Cal DueDate:	7/21/2005
βγ:	0.19			βγ: 135.5	DPM		
SMEARS TAKEN BY:	Dan Spicuzza						
SAMPLE COUNT TIME:		2 Minute		ACTIVITY REPORT IN:	DPM/100 cm^2		
α BACKGROUND:	0.1	CPM		βγ BACKGROUND:	55	CPM	

SAMPLE I.D./DESCRIPTION		GROSS COUNTS α	GROSS COUNTS βγ	NET COUNTS α	NET COUNTS βγ	ACTIVITY α	ACTIVITY βγ
1		0	118	-0.1	4	-0.3	21.1
2		1	98	0.4	-6	1.0	-31.6
Blank		0	106	-0.1	-2	-0.3	-10.5

Remarks: Backhoe Bucket

Reviewed by: Richard Kountz Date: 8/9/2004

DATE:	8/2/2004	NWTS#	N/A	ANALYSIS PERFORMED BY:		Dan Spicuzza	
COUNTING SYSTEM DATA							
INSTRUMENT I.D.:	α 171594	β 171594		DETECTOR I.D.:	α 179307	β 179307	
MODEL NUMBER:	α 2929	β 2929		MODEL NUMBER:	α 43-10-1	β 43-10-1	
EFFICIENCIES: α:	0.39			MDA: α: 3.5	DPM	Cal DueDate:	7/21/2005
βγ:	0.19			βγ: 133.1	DPM		
SMEARS TAKEN BY:	Dan Spicuzza						
SAMPLE COUNT TIME:	2 Minute			ACTIVITY REPORT IN:	DPM/100 cm^2		
α BACKGROUND:	0	CPM		βγ BACKGROUND:	53	CPM	

SAMPLE I.D./DESCRIPTION	GROSS COUNTS α	GROSS COUNTS βγ	NET COUNTS α	NET COUNTS βγ	ACTIVITY α	ACTIVITY βγ
1	2	104	1	-1	2.6	-5.3
2	0	98	0	-4	0.0	-21.1
3	1	106	0.5	0	1.3	0.0
4	0	100	0	-3	0.0	-15.8
5	0	104	0	-1	0.0	-5.3
6	0	110	0	2	0.0	10.5
7	0	108	0	1	0.0	5.3
8	1	112	0.5	3	1.3	15.8
9	0	104	0	-1	0.0	-5.3
10	1	108	0.5	1	1.3	5.3
Blank	0	106	0	0	0.0	0.0

Remarks: Office Trailer Survey

Reviewed by: Richard Kountz Date: 8/2/2004

DATE:	8/9/2004	NWTS#	N/A	ANALYSIS PERFORMED BY:		Dan Spicuzza	
COUNTING SYSTEM DATA							
INSTRUMENT I.D.:	α 171594	β 171594		DETECTOR I.D.:	α 179307	β 179307	
MODEL NUMBER:	α 2929	β 2929		MODEL NUMBER:	α 43-10-1	β 43-10-1	
EFFICIENCIES: α:	0.39			MDA: α:	6.1	DPM	Cal DueDate: 7/21/2005
βγ:	0.19			βγ:	135.5	DPM	
SMEARS TAKEN BY:	Dan Spicuzza						
SAMPLE COUNT TIME:	2 Minute			ACTIVITY REPORT IN:	DPM/100 cm^2		
α BACKGROUND:	0.1	CPM		βγ BACKGROUND:	55	CPM	

SAMPLE I.D./DESCRIPTION		GROSS COUNTS α	GROSS COUNTS βγ	NET COUNTS α	NET COUNTS βγ	ACTIVITY α	ACTIVITY βγ
1		2	104	0.9	-3	2.3	-15.8
2		0	108	-0.1	-1	-0.3	-5.3
3		2	102	0.9	-4	2.3	-21.1
4		0	112	-0.1	1	-0.3	5.3
5		0	104	-0.1	-3	-0.3	-15.8
6		2	116	0.9	3	2.3	15.8
7		0	102	-0.1	-4	-0.3	-21.1
8		0	118	-0.1	4	-0.3	21.1
9		1	106	0.4	-2	1.0	-10.5
10		0	100	-0.1	-5	-0.3	-26.3
Blank		0	108	-0.1	-1	-0.3	-5.3

Remarks: Office Trailer Survey

Reviewed by:	Richard Kountz	Date:	8/9/2004

DATE:	8/10/2004	NWTS#	N/A	ANALYSIS PERFORMED BY:		Dan Spicuzza	
COUNTING SYSTEM DATA							
INSTRUMENT I.D.:	α 171594	β 171594		DETECTOR I.D.:	α 179307	β 179307	
MODEL NUMBER:	α 2929	β 2929		MODEL NUMBER:	α 43-10-1	β 43-10-1	
EFFICIENCIES: α:	0.39			MDA: α: 3.5	DPM	Cal DueDate:	7/21/2005
βγ:	0.19			βγ: 138.9	DPM		
SMEARS TAKEN BY:	Dan Spicuzza						
SAMPLE COUNT TIME:		2 Minute		ACTIVITY REPORT IN:	DPM/100 cm^2		
α BACKGROUND:	0	CPM		βγ BACKGROUND:	58	CPM	

SAMPLE I.D./DESCRIPTION			GROSS COUNTS α	GROSS COUNTS βγ	NET COUNTS α	NET COUNTS βγ	ACTIVITY α	ACTIVITY βγ
	1	Strainer	1	108	0.5	-4	1.3	-21.1
	2	Suction Hose	0	117	0	0.5	0.0	2.6
	3	Inlet Opening	0	96	0	-10	0.0	-52.6
	4	Outlet Opening	2	114	1	-1	2.6	-5.3
	Blank		0	112	0	-2	0.0	-10.5

Remarks: Trash Pump

Reviewed by:	Richard Kountz	Date:	8/10/2004

DATE:	8/10/2004	NWTS#	N/A	ANALYSIS PERFORMED BY:		Dan Spicuzza	
COUNTING SYSTEM DATA							
INSTRUMENT I.D.:	α 171594	β 171594		DETECTOR I.D.:	α 179307	β 179307	
MODEL NUMBER:	α 2929	β 2929		MODEL NUMBER:	α 43-10-1	β 43-10-1	
EFFICIENCIES: α:	0.39		MDA: α:	3.5	DPM	Cal DueDate:	7/21/2005
βγ:	0.19		βγ:	138.9	DPM		
SMEARS TAKEN BY:	Dan Spicuzza						
SAMPLE COUNT TIME:	2 Minute		ACTIVITY REPORT IN:	DPM/100 cm^2			
α BACKGROUND:	0	CPM	βγ BACKGROUND:	58	CPM		

SAMPLE I.D./DESCRIPTION	GROSS COUNTS α	GROSS COUNTS βγ	NET COUNTS α	NET COUNTS βγ	ACTIVITY α	ACTIVITY βγ
Loader Bucket Inside	2	118	1	1	2.6	5.3
Loader Bucket Outside	0	124	0	4	0.0	21.1
Right Front Tire	2	112	1	-2	2.6	-10.5
Right Rear Tire	0	108	0	-4	0.0	-21.1
Bucket Inside	0	106	0	-5	0.0	-26.3
Bucket Outside	0	119	0	1.5	0.0	7.9
Left Rear Tire	0	118	0	1	0.0	5.3
Left Front Tire	0	110	0	-3	0.0	-15.8
Blank	0	112	0	-2	0.0	-10.5

Remarks: Release Survey of Backhoe

Reviewed by:	Richard Kountz	Date:	8/10/2004

DATE:	8/12/2004	NWTS#	N/A	ANALYSIS PERFORMED BY:		Dan Spicuzza	
COUNTING SYSTEM DATA							
INSTRUMENT I.D.:	α 171594	β 171594		DETECTOR I.D.:	α 179307	β 179307	
MODEL NUMBER:	α 2929	β 2929		MODEL NUMBER:	α 43-10-1	β 43-10-1	
EFFICIENCIES: α:	0.39		MDA: α:	3.5	DPM	Cal DueDate:	7/21/2005
βγ:	0.19		βγ:	136.9	DPM		
SMEARS TAKEN BY:	Dan Spicuzza						
SAMPLE COUNT TIME:	2 Minute		ACTIVITY REPORT IN:	DPM/100 cm^2			
α BACKGROUND:	0	CPM	βγ BACKGROUND:	56.2	CPM		

SAMPLE I.D./DESCRIPTION	GROSS COUNTS α	GROSS COUNTS βγ	NET COUNTS α	NET COUNTS βγ	ACTIVITY α	ACTIVITY βγ
Left Fork	1	109	0.5	-1.7	1.3	-8.9
Right Fork	0	121	0	4.3	0.0	22.6
Right Front Tire	0	116	0	1.8	0.0	9.5
Right Rear Tire	1	117	0.5	2.3	1.3	12.1
Inside Cab	0	104	0	-4.2	0.0	-22.1
Inside Cab	1	109	0.5	-1.7	1.3	-8.9
Left Rear Tire	0	113	0	0.3	0.0	1.6
Left Front Tire	0	114	0	0.8	0.0	4.2
Blank	0	110	0	-1.2	0.0	-6.3

Remarks: Release Survey of Forklift

Reviewed by:	Richard Kountz	Date:	8/12/2004

UNCONDITIONAL RELEASE OF EQUIPMENT OR ITEMS REPORT

NWTS #: NH	DATE: 8-11-04
PROJECT/LOCATION: RVAAP West Tank Farm	
DESCRIPTION OF EQUIPMENT OR ITEMS: Backhoe, trash pump.	

SURVEY EQUIPMENT:

MODEL NO: 1919	S/N: 171594	BKRD: CPM α 0 β 58	EFF: α 39% β 19%	CAL DUE DATE: 7-11-05
MODEL NO: 3	S/N: 131845	BKRD: 50 CPM	EFF: 10%	CAL DUE DATE: 4-14-05
MODEL NO: 1360	S/N: 185766	BKRD: CPM α 0 β 150	EFF: α 17%	CAL DUE DATE: 5-11-05

CONTAMINATION LEVELS:

<100	Dpm/100 cm2 βγ	REMOVABLE
<10	Dpm/100 cm2 α	REMOVABLE
ND	Dpm/100 cm βγ	FIXED
ND	Dpm/100 cm2 α	FIXED

NY = No Detectable Activity

THIS IS TO CERTIFY THAT THE ABOVE DESCRIBED EQUIPMENT OR ITEMS HAS BEEN SURVEYED AND FOUND TO BE WITHIN ACCEPTABLE SURFACE CONTAMINATION LEVELS FOR UNCONDITIONAL RELEASE AS REQUIRED BY NUCLEAR REGULATORY GUIDE 1.86.

HEALTH PHYSICS TECHNICIAN: [signature]	DATE/TIME: 8-11-04/1300
DISPOSITION OF EQUIPMENT OR ITEMS: Returned to rental company.	
REVIEWED BY: [signature]	DATE: 8-11-04

NEW WORLD TECHNOLOGY FORM NWT-010

UNCONDITIONAL RELEASE OF EQUIPMENT OR ITEMS REPORT

NWTS #: N/A	DATE: 8-13-04
PROJECT/LOCATION: RVAAP West Tank Farm	
DESCRIPTION OF EQUIPMENT OR ITEMS: Forklift	

SURVEY EQUIPMENT:

MODEL NO:	S/N:	BKRD: CPM	EFF:	CAL DUE DATE:
1919	171594	α 0 β 56	α 39% β 19%	7-16-05
MODEL NO: 3	S/N: 131845	BKRD: CPM 50	EFF: 10%	CAL DUE DATE: 4-14-05
MODEL NO: 1360	S/N: 185766	BKRD: CPM α 0 β 150	EFF: α 17%	CAL DUE DATE: 5-16-05

CONTAMINATION LEVELS:

400	Dpm/100 cm2 βγ	REMOVABLE
<10	Dpm/100 cm2 α	REMOVABLE
ND	Dpm/100 cm βγ	FIXED
ND	Dpm/100 cm2 α	FIXED

ND = No Detectable Activity

THIS IS TO CERTIFY THAT THE ABOVE DESCRIBED EQUIPMENT OR ITEMS HAS BEEN SURVEYED AND FOUND TO BE WITHIN ACCEPTABLE SURFACE CONTAMINATION LEVELS FOR UNCONDITIONAL RELEASE AS REQUIRED BY NUCLEAR REGULATORY GUIDE 1.86.

HEALTH PHYSICS TECHNICIAN: Dan Spin	DATE/TIME: 8-13-04/0900
DISPOSITION OF EQUIPMENT OR ITEMS: Returned to rental company.	
REVIEWED BY: Ruth Kang	DATE: 8-13-04

NEW WORLD TECHNOLOGY FORM NWT-010

Appendix E

Bioassay Sample Data

Appendix E

Bioassay Sample Data

New World Environmental, Inc.

New Word Environmental Inc.
d.b.a. New World Technology
448 Commerce Way
Livermore, CA 94551-5215
925-443-7967 Fx 925-443-0119

DATE: 09-22-04 Client: DA Ravenna Project Number: GA00563

RUN DATE: 09-17-04 Batch 1 LSC Results

Background C-14	11.67 cpm	15.92
Background H-3	12.67 cpm	16.59
Background 3rd channel	38.33 cpm	28.85

Sample #	Position #	Count Time	H-3 CPM	Net DPM H-3	LLD H-3 (dpm)	C-14 CPM	NET DPM C-14	LLD C-14 (dpm)	PASS / FAIL	Location
1	1	3 min.	20.33	13.47	19.59	14.33	2.12	18.92	P	Employee # 29
2	2	3 min.	21	14.51	19.59	20	9.35	18.92	P	Employee # 57
3	3	3 min.	14.67	4.67	19.59	14	1.70	18.92	P	Employee # 152
4	4	3 min.	19	11.40	19.59	17.67	6.38	18.92	P	Employee # 22
5	5	3 min.	11.67	0.00	19.59	12.67	0.00	18.92	P	Background

* NOTE: Although no primary emmissions are observable in the noted energy ranges on this analyser, the secondary radiants (conversion and auger electrons) would be apparent

C-14 EFF:	64.30%	Source#:	C630074	Date: 9-16-04
H-3 EFF:	78.40%	Source#:	H580080	Date: 9-16-04

Kenneth S. Baugh
Laboratory Technician: Kenneth S. Baugh

0619

New World Technology

Chain Of Custody

Page 1 of 1

Project Name: Ravenna

Project Number: GA00563

06-04130-4

Lab ID#

PO# NA

Sampler: Bioassay Samples (Exit)

Notes:

Analysis Required

	Sample Identification	Date Collected	Time Collected	Grab	Composite	Soil	Water	Other	# of Containers	LSC Bioassay										Notes	Check if RUSH
1)	#1 Kountz 29	8-13-04	1000					X	1	X											
2)	#2 Campellone 57		1000					X	1	X											
3)	#3 Bradley 152		1000					X	1	X											
4)	#4 Spiouza 22		1000					X	1	X											
5)																					
6)																					
7)																					
8)								NA													
9)																					
10)																					

Name of Shipper	Airbill No.	Date	Time
Fed Ex	836681175279	8-13-04	0800
Received by (Lab)	**Condition on Receipt**	**Date**	**Time**
[signature]	Sealed, Intact, Warm	9-17-04	1300

Report Results To: Dan Spiouza

Address: 311 Albert St. Turtle Creek PA 15145

Telephone: (412) 824-1333 Facsimile: (412) 824-8256

Type: (Please Circle) Haz Rad Mixed Unknown Disposal By: (Please Circle) Lab Client Contractor

Turnaround Time Requested: (Please Circle) Normal Rush

Rush TAT is subject to client approval and laboratory surcharge

Report Results By: (Date) 9-13-04

Results Requested By: (Please Circle) Mail Fax

Sample Relinquished By:	Date	Time	Sample Received By:	Date	Time
[signature]	8-13-04	0800	[signature]	9/17	

White Copy - (Original) Retain with Samples Yellow Copy - Customer Pink Copy - Retain for Project Files

Appendix F

Gamma Scan Data

Background Reference Areas

RVAAP West Tank Farm Background Reference Area Gamma Scan Data Sheet

Meter Model #: 2350-1
Meter S/N: 142506
Probe S/N: 170811
Cal Due Date: 12/15/04
Surveyed By: Daniel Spicuzza

Survey Point	Reference Area	Date Surveyed	Gross CPM
1	Soil	7/27/2004	1.19E+04
2	Soil	7/27/2004	1.11E+04
3	Soil	7/27/2004	1.21E+04
4	Soil	7/27/2004	1.11E+04
5	Soil	7/27/2004	1.09E+04
6	Soil	7/27/2004	1.19E+04
7	Soil	7/27/2004	9.97E+03
8	Soil	7/27/2004	1.07E+04
9	Soil	7/27/2004	1.13E+04
10	Soil	7/27/2004	1.17E+04
11	Soil	7/27/2004	1.08E+04
12	Soil	7/27/2004	1.12E+04
13	Soil	7/27/2004	1.13E+04
14	Soil	7/27/2004	1.08E+04
15	Soil	7/27/2004	1.11E+04
16	Soil	7/27/2004	1.14E+04
17	Soil	7/27/2004	1.18E+04
18	Soil	7/27/2004	1.09E+04
19	Soil	7/27/2004	1.01E+04
20	Soil	7/27/2004	1.08E+04
21	Soil	7/27/2004	1.07E+04
22	Soil	7/27/2004	1.07E+04
23	Soil	7/27/2004	1.03E+04
24	Soil	7/27/2004	1.10E+04
25	Soil	7/27/2004	1.15E+04
26	Soil	7/27/2004	1.20E+04
27	Soil	7/27/2004	1.20E+04
28	Soil	7/27/2004	1.11E+04
29	Soil	7/27/2004	1.13E+04
30	Soil	7/27/2004	1.15E+04
31	Soil	7/27/2004	1.16E+04
32	Soil	7/27/2004	1.17E+04
Average:			**1.12E+04**
Standard Deviation:			**5.49E+02**
1	Gravel	7/27/2004	1.06E+04
2	Gravel	7/27/2004	1.05E+04
3	Gravel	7/27/2004	1.21E+04
4	Gravel	7/27/2004	1.30E+04
5	Gravel	7/27/2004	1.17E+04
6	Gravel	7/27/2004	1.04E+04
7	Gravel	7/27/2004	1.19E+04
8	Gravel	7/27/2004	1.17E+04
9	Gravel	7/27/2004	1.21E+04
10	Gravel	7/27/2004	1.24E+04
11	Gravel	7/27/2004	1.17E+04
12	Gravel	7/27/2004	1.16E+04
13	Gravel	7/27/2004	1.49E+04
14	Gravel	7/27/2004	1.49E+04
15	Gravel	7/27/2004	1.23E+04
16	Gravel	7/27/2004	1.30E+04

RVAAP West Tank Farm Background Reference Area Gamma Scan Data Sheet

	Survey Point	Reference Area	Date Surveyed	Gross CPM
	17	Gravel	7/27/2004	1.17E+04
	18	Gravel	7/27/2004	1.23E+04
	19	Gravel	7/27/2004	1.25E+04
	20	Gravel	7/27/2004	1.33E+04
	21	Gravel	7/27/2004	1.25E+04
	22	Gravel	7/27/2004	1.25E+04
	23	Gravel	7/27/2004	1.32E+04
	24	Gravel	7/27/2004	1.39E+04
	25	Gravel	7/27/2004	1.25E+04
	26	Gravel	7/27/2004	1.33E+04
	27	Gravel	7/27/2004	1.25E+04
	28	Gravel	7/27/2004	1.25E+04
	29	Gravel	7/27/2004	1.32E+04
	30	Gravel	7/27/2004	1.39E+04
	31	Gravel	7/27/2004	1.09E+04
	32	Gravel	7/27/2004	1.32E+04
Average:				**1.25E+04**
Standard Deviation:				**1.11E+03**

RVAAP West Tank Farm Background Reference Area Gamma Scan Data Sheet

Meter Model #: 2350-1
Meter S/N: 134743
Probe S/N: 685492
Cal Due Date: 5/3/2005
Surveyed By: Daniel Spicuzza

Survey Point	Reference Area	Date Surveyed	Gross CPM
1	Soil	7/27/2004	1.17E+04
2	Soil	7/27/2004	1.29E+04
3	Soil	7/27/2004	1.12E+04
4	Soil	7/27/2004	1.02E+04
5	Soil	7/27/2004	1.10E+04
6	Soil	7/27/2004	1.09E+04
7	Soil	7/27/2004	1.07E+04
8	Soil	7/27/2004	1.20E+04
9	Soil	7/27/2004	1.06E+04
10	Soil	7/27/2004	1.04E+04
11	Soil	7/27/2004	1.03E+04
12	Soil	7/27/2004	1.10E+04
13	Soil	7/27/2004	1.14E+04
14	Soil	7/27/2004	1.25E+04
15	Soil	7/27/2004	1.08E+04
16	Soil	7/27/2004	1.16E+04
17	Soil	7/27/2004	1.11E+04
18	Soil	7/27/2004	1.09E+04
19	Soil	7/27/2004	1.10E+04
20	Soil	7/27/2004	1.07E+04
21	Soil	7/27/2004	1.19E+04
22	Soil	7/27/2004	1.16E+04
23	Soil	7/27/2004	1.14E+04
24	Soil	7/27/2004	1.27E+04
25	Soil	7/27/2004	1.03E+04
26	Soil	7/27/2004	1.07E+04
27	Soil	7/27/2004	1.14E+04
28	Soil	7/27/2004	1.14E+04
29	Soil	7/27/2004	1.17E+04
30	Soil	7/27/2004	1.07E+04
31	Soil	7/27/2004	1.01E+04
32	Soil	7/27/2004	1.10E+04
Average:			**1.12E+04**
Standard Deviation:			**7.02E+02**
1	Gravel	7/27/2004	1.24E+04
2	Gravel	7/27/2004	1.16E+04
3	Gravel	7/27/2004	1.22E+04
4	Gravel	7/27/2004	1.24E+04
5	Gravel	7/27/2004	1.13E+04
6	Gravel	7/27/2004	1.25E+04
7	Gravel	7/27/2004	1.29E+04
8	Gravel	7/27/2004	1.24E+04
9	Gravel	7/27/2004	1.13E+04
10	Gravel	7/27/2004	1.13E+04
11	Gravel	7/27/2004	1.27E+04
12	Gravel	7/27/2004	1.14E+04
13	Gravel	7/27/2004	1.16E+04
14	Gravel	7/27/2004	1.26E+04
15	Gravel	7/27/2004	1.21E+04
16	Gravel	7/27/2004	1.20E+04

RVAAP West Tank Farm Background Reference Area Gamma Scan Data Sheet

	Survey Point	Reference Area	Date Surveyed	Gross CPM
	17	Gravel	7/27/2004	1.18E+04
	18	Gravel	7/27/2004	1.14E+04
	19	Gravel	7/27/2004	1.25E+04
	20	Gravel	7/27/2004	1.15E+04
	21	Gravel	7/27/2004	1.17E+04
	22	Gravel	7/27/2004	1.12E+04
	23	Gravel	7/27/2004	1.23E+04
	24	Gravel	7/27/2004	1.20E+04
	25	Gravel	7/27/2004	1.32E+04
	26	Gravel	7/27/2004	1.14E+04
	27	Gravel	7/27/2004	1.30E+04
	28	Gravel	7/27/2004	1.22E+04
	29	Gravel	7/27/2004	1.29E+04
	30	Gravel	7/27/2004	1.27E+04
	31	Gravel	7/27/2004	1.19E+04
	32	Gravel	7/27/2004	1.14E+04
Average:				**1.21E+04**
Standard Deviation:				**5.88E+02**

RVAAP West Tank Farm Background Reference Area Gamma Scan Data Sheet

Meter Model #: 2350-1
Meter S/N: 95337
Probe S/N: O20381
Cal Due Date: 5/3/2005
Surveyed By: Alan Bradley

Survey Point	Reference Area	Date Surveyed	Gross CPM
1	Soil	7/27/2004	1.15E+04
2	Soil	7/27/2004	1.21E+04
3	Soil	7/27/2004	1.05E+04
4	Soil	7/27/2004	1.09E+04
5	Soil	7/27/2004	1.14E+04
6	Soil	7/27/2004	1.11E+04
7	Soil	7/27/2004	1.08E+04
8	Soil	7/27/2004	1.11E+04
9	Soil	7/27/2004	1.11E+04
10	Soil	7/27/2004	1.17E+04
11	Soil	7/27/2004	1.18E+04
12	Soil	7/27/2004	1.15E+04
13	Soil	7/27/2004	1.11E+04
14	Soil	7/27/2004	1.03E+04
15	Soil	7/27/2004	1.07E+04
16	Soil	7/27/2004	1.09E+04
17	Soil	7/27/2004	1.24E+04
18	Soil	7/27/2004	1.09E+04
19	Soil	7/27/2004	1.12E+04
20	Soil	7/27/2004	1.21E+04
21	Soil	7/27/2004	1.09E+04
22	Soil	7/27/2004	1.17E+04
23	Soil	7/27/2004	1.11E+04
24	Soil	7/27/2004	1.12E+04
25	Soil	7/27/2004	1.19E+04
26	Soil	7/27/2004	9.93E+03
27	Soil	7/27/2004	1.12E+04
28	Soil	7/27/2004	1.16E+04
29	Soil	7/27/2004	1.07E+04
30	Soil	7/27/2004	1.15E+04
31	Soil	7/27/2004	1.20E+04
32	Soil	7/27/2004	1.21E+04
Average:			**1.13E+04**
Standard Deviation:			**5.69E+02**
1	Gravel	7/27/2004	1.21E+04
2	Gravel	7/27/2004	1.31E+04
3	Gravel	7/27/2004	1.20E+04
4	Gravel	7/27/2004	1.21E+04
5	Gravel	7/27/2004	1.20E+04
6	Gravel	7/27/2004	1.26E+04
7	Gravel	7/27/2004	1.28E+04
8	Gravel	7/27/2004	1.29E+04
9	Gravel	7/27/2004	1.22E+04
10	Gravel	7/27/2004	1.22E+04
11	Gravel	7/27/2004	1.16E+04
12	Gravel	7/27/2004	1.26E+04
13	Gravel	7/27/2004	1.36E+04
14	Gravel	7/27/2004	1.20E+04
15	Gravel	7/27/2004	1.27E+04
16	Gravel	7/27/2004	1.20E+04

RVAAP West Tank Farm Background Reference Area Gamma Scan Data Sheet

	Survey Point	Reference Area	Date Surveyed	Gross CPM
	17	Gravel	7/27/2004	1.30E+04
	18	Gravel	7/27/2004	1.09E+04
	19	Gravel	7/27/2004	1.29E+04
	20	Gravel	7/27/2004	1.27E+04
	21	Gravel	7/27/2004	1.23E+04
	22	Gravel	7/27/2004	1.19E+04
	23	Gravel	7/27/2004	1.19E+04
	24	Gravel	7/27/2004	1.21E+04
	25	Gravel	7/27/2004	1.16E+04
	26	Gravel	7/27/2004	1.26E+04
	27	Gravel	7/27/2004	1.19E+04
	28	Gravel	7/27/2004	1.25E+04
	29	Gravel	7/27/2004	1.21E+04
	30	Gravel	7/27/2004	1.25E+04
	31	Gravel	7/27/2004	1.17E+04
	32	Gravel	7/27/2004	1.19E+04
Average:				**1.23E+04**
Standard Deviation:				**5.32E+02**

Railroad Track Survey Unit

RVAAP West Tank Farm Gamma Scan Data Sheet

Meter Model #: 2350-1
Meter S/N: 142506
Probe S/N: 170811
Cal Due Date: 12/15/04
Surveyed By: Alan Campellone

Survey Point	Survey Unit	Date Surveyed	Gross CPM
1	RR Tracks	8/6/2004	**1.02E+04**
2	RR Tracks	8/6/2004	**1.11E+04**
3	RR Tracks	8/6/2004	**1.01E+04**
4	RR Tracks	8/6/2004	**1.14E+04**
5	RR Tracks	8/6/2004	**1.10E+04**
6	RR Tracks	8/6/2004	**1.19E+04**
7	RR Tracks	8/6/2004	**1.12E+04**
8	RR Tracks	8/6/2004	**1.25E+04**
9	RR Tracks	8/6/2004	**1.15E+04**
10	RR Tracks	8/6/2004	**1.05E+04**
11	RR Tracks	8/6/2004	**1.22E+04**
12	RR Tracks	8/6/2004	**1.16E+04**
13	RR Tracks	8/6/2004	**1.29E+04**
14	RR Tracks	8/6/2004	**1.15E+04**
15	RR Tracks	8/6/2004	**1.08E+04**
16	RR Tracks	8/6/2004	**1.16E+04**
17	RR Tracks	8/6/2004	**1.10E+04**
18	RR Tracks	8/6/2004	**9.57E+03**
19	RR Tracks	8/6/2004	**1.08E+04**
20	RR Tracks	8/6/2004	**1.08E+04**
21	RR Tracks	8/6/2004	**1.07E+04**
22	RR Tracks	8/6/2004	**1.07E+04**
23	RR Tracks	8/6/2004	**1.15E+04**
24	RR Tracks	8/6/2004	**1.11E+04**
25	RR Tracks	8/6/2004	**1.16E+04**
26	RR Tracks	8/6/2004	**1.17E+04**
27	RR Tracks	8/6/2004	**1.17E+04**
28	RR Tracks	8/6/2004	**1.19E+04**
29	RR Tracks	8/6/2004	**1.19E+04**
30	RR Tracks	8/6/2004	**1.01E+04**
31	RR Tracks	8/6/2004	**1.02E+04**
32	RR Tracks	8/6/2004	**1.20E+04**
33	RR Tracks	8/6/2004	**1.22E+04**
34	RR Tracks	8/6/2004	**1.18E+04**
35	RR Tracks	8/6/2004	**1.16E+04**
36	RR Tracks	8/6/2004	**1.18E+04**
37	RR Tracks	8/6/2004	**1.09E+04**
38	RR Tracks	8/6/2004	**1.21E+04**
39	RR Tracks	8/6/2004	**1.17E+04**
40	RR Tracks	8/6/2004	**1.12E+04**
41	RR Tracks	8/6/2004	**1.27E+04**
42	RR Tracks	8/6/2004	**1.23E+04**
43	RR Tracks	8/6/2004	**1.31E+04**
44	RR Tracks	8/6/2004	**1.18E+04**
45	RR Tracks	8/6/2004	**1.43E+04**
46	RR Tracks	8/6/2004	**1.24E+04**
47	RR Tracks	8/6/2004	**1.49E+04**
48	RR Tracks	8/6/2004	**1.48E+04**
49	RR Tracks	8/6/2004	**1.30E+04**
50	RR Tracks	8/6/2004	**1.40E+04**
51	RR Tracks	8/6/2004	**1.40E+04**
52	RR Tracks	8/6/2004	**1.42E+04**
53	RR Tracks	8/6/2004	**1.28E+04**
54	RR Tracks	8/6/2004	**1.38E+04**
55	RR Tracks	8/6/2004	**1.22E+04**
56	RR Tracks	8/6/2004	**1.21E+04**
57	RR Tracks	8/6/2004	**1.13E+04**
58	RR Tracks	8/6/2004	**1.23E+04**
59	RR Tracks	8/6/2004	**1.28E+04**
60	RR Tracks	8/6/2004	**1.45E+04**
61	RR Tracks	8/6/2004	**1.21E+04**
62	RR Tracks	8/6/2004	**1.38E+04**
63	RR Tracks	8/6/2004	**1.27E+04**

RVAAP West Tank Farm Gamma Scan Data Sheet

Survey Point	Survey Unit	Date Surveyed	Gross CPM
64	RR Tracks	8/6/2004	**1.37E+04**
65	RR Tracks	8/6/2004	**1.45E+04**
66	RR Tracks	8/6/2004	**1.53E+04**
67	RR Tracks	8/6/2004	**1.33E+04**
68	RR Tracks	8/6/2004	**1.36E+04**
69	RR Tracks	8/6/2004	**1.24E+04**
70	RR Tracks	8/6/2004	**1.24E+04**
71	RR Tracks	8/6/2004	**1.38E+04**
72	RR Tracks	8/6/2004	**1.36E+04**
73	RR Tracks	8/6/2004	**1.31E+04**
74	RR Tracks	8/6/2004	**1.23E+04**
75	RR Tracks	8/6/2004	**1.32E+04**
76	RR Tracks	8/6/2004	**1.16E+04**
77	RR Tracks	8/6/2004	**1.29E+04**
78	RR Tracks	8/6/2004	**1.33E+04**
79	RR Tracks	8/6/2004	**1.21E+04**
80	RR Tracks	8/6/2004	**1.28E+04**
81	RR Tracks	8/6/2004	**1.22E+04**
82	RR Tracks	8/6/2004	**1.15E+04**
83	RR Tracks	8/6/2004	**1.07E+04**
84	RR Tracks	8/6/2004	**1.11E+04**
85	RR Tracks	8/6/2004	**1.17E+04**
86	RR Tracks	8/6/2004	**1.30E+04**
87	RR Tracks	8/6/2004	**1.05E+04**
88	RR Tracks	8/6/2004	**1.12E+04**
89	RR Tracks	8/6/2004	**1.26E+04**
90	RR Tracks	8/6/2004	**1.24E+04**
91	RR Tracks	8/6/2004	**1.03E+04**
92	RR Tracks	8/6/2004	**1.04E+04**
93	RR Tracks	8/6/2004	**1.17E+04**
94	RR Tracks	8/6/2004	**1.24E+04**
95	RR Tracks	8/6/2004	**1.12E+04**
96	RR Tracks	8/6/2004	**1.15E+04**
97	RR Tracks	8/6/2004	**1.14E+04**
98	RR Tracks	8/6/2004	**1.16E+04**
99	RR Tracks	8/6/2004	**1.12E+04**
100	RR Tracks	8/6/2004	**1.05E+04**
101	RR Tracks	8/6/2004	**1.08E+04**
102	RR Tracks	8/6/2004	**1.16E+04**
103	RR Tracks	8/6/2004	**9.89E+03**
104	RR Tracks	8/6/2004	**1.13E+04**
105	RR Tracks	8/6/2004	**1.08E+04**
106	RR Tracks	8/6/2004	**1.16E+04**
107	RR Tracks	8/6/2004	**1.11E+04**
108	RR Tracks	8/6/2004	**1.44E+04**
109	RR Tracks	8/6/2004	**1.44E+04**
110	RR Tracks	8/6/2004	**1.44E+04**
111	RR Tracks	8/6/2004	**1.31E+04**
112	RR Tracks	8/6/2004	**1.35E+04**
113	RR Tracks	8/6/2004	**1.14E+04**
114	RR Tracks	8/6/2004	**1.28E+04**
115	RR Tracks	8/6/2004	**1.21E+04**
116	RR Tracks	8/6/2004	**1.07E+04**
117	RR Tracks	8/6/2004	**1.14E+04**
118	RR Tracks	8/6/2004	**1.20E+04**
119	RR Tracks	8/6/2004	**1.16E+04**
120	RR Tracks	8/6/2004	**9.76E+03**
121	RR Tracks	8/6/2004	**1.07E+04**
122	RR Tracks	8/6/2004	**1.11E+04**
123	RR Tracks	8/6/2004	**9.61E+03**
124	RR Tracks	8/6/2004	**9.97E+03**
125	RR Tracks	8/6/2004	**9.76E+03**
126	RR Tracks	8/6/2004	**1.08E+04**

RVAAP West Tank Farm Gamma Scan Data Sheet

Survey Point	Survey Unit	Date Surveyed	Gross CPM
127	RR Tracks	8/6/2004	**9.41E+03**
128	RR Tracks	8/6/2004	**1.10E+04**
129	RR Tracks	8/6/2004	**1.03E+04**
130	RR Tracks	8/6/2004	**9.80E+03**
131	RR Tracks	8/6/2004	**1.00E+04**
132	RR Tracks	8/6/2004	**8.89E+03**
133	RR Tracks	8/6/2004	**1.04E+04**
134	RR Tracks	8/6/2004	**1.07E+04**
135	RR Tracks	8/6/2004	**9.74E+03**
136	RR Tracks	8/6/2004	**1.03E+04**
137	RR Tracks	8/6/2004	**9.54E+03**
138	RR Tracks	8/6/2004	**9.50E+03**
139	RR Tracks	8/6/2004	**1.13E+04**
140	RR Tracks	8/6/2004	**1.15E+04**
141	RR Tracks	8/6/2004	**1.17E+04**
142	RR Tracks	8/6/2004	**1.23E+04**
143	RR Tracks	8/6/2004	**1.25E+04**
144	RR Tracks	8/6/2004	**1.30E+04**
145	RR Tracks	8/6/2004	**1.13E+04**
146	RR Tracks	8/6/2004	**1.13E+04**
147	RR Tracks	8/6/2004	**1.19E+04**
148	RR Tracks	8/6/2004	**1.09E+04**
149	RR Tracks	8/6/2004	**1.50E+04**
150	RR Tracks	8/6/2004	**1.31E+04**
151	RR Tracks	8/6/2004	**1.26E+04**
152	RR Tracks	8/6/2004	**1.16E+04**
153	RR Tracks	8/6/2004	**1.14E+04**
154	RR Tracks	8/6/2004	**1.06E+04**
155	RR Tracks	8/6/2004	**1.07E+04**
156	RR Tracks	8/6/2004	**1.12E+04**
157	RR Tracks	8/6/2004	**1.12E+04**
158	RR Tracks	8/6/2004	**1.17E+04**
159	RR Tracks	8/6/2004	**1.22E+04**
160	RR Tracks	8/6/2004	**1.02E+04**
161	RR Tracks	8/6/2004	**1.06E+04**
162	RR Tracks	8/6/2004	**1.12E+04**
163	RR Tracks	8/6/2004	**1.08E+04**
164	RR Tracks	8/6/2004	**1.13E+04**
165	RR Tracks	8/6/2004	**9.86E+03**
166	RR Tracks	8/6/2004	**1.10E+04**
167	RR Tracks	8/6/2004	**9.75E+03**
168	RR Tracks	8/6/2004	**1.06E+04**
169	RR Tracks	8/6/2004	**1.15E+04**
170	RR Tracks	8/6/2004	**1.01E+04**
171	RR Tracks	8/6/2004	**1.13E+04**
172	RR Tracks	8/6/2004	**1.04E+04**
173	RR Tracks	8/6/2004	**1.21E+04**
174	RR Tracks	8/6/2004	**9.35E+03**
175	RR Tracks	8/6/2004	**1.05E+04**
176	RR Tracks	8/6/2004	**1.09E+04**
177	RR Tracks	8/6/2004	**1.14E+04**
178	RR Tracks	8/6/2004	**1.08E+04**
179	RR Tracks	8/6/2004	**1.31E+04**
180	RR Tracks	8/6/2004	**1.14E+04**
181	RR Tracks	8/6/2004	**1.21E+04**
182	RR Tracks	8/6/2004	**1.13E+04**
183	RR Tracks	8/6/2004	**1.08E+04**
184	RR Tracks	8/6/2004	**1.12E+04**
185	RR Tracks	8/6/2004	**1.13E+04**
186	RR Tracks	8/6/2004	**1.08E+04**
187	RR Tracks	8/6/2004	**1.15E+04**
188	RR Tracks	8/6/2004	**1.18E+04**
189	RR Tracks	8/6/2004	**1.22E+04**

RVAAP West Tank Farm Gamma Scan Data Sheet

Survey Point	Survey Unit	Date Surveyed	Gross CPM
190	RR Tracks	8/6/2004	1.16E+04
191	RR Tracks	8/6/2004	1.17E+04
192	RR Tracks	8/6/2004	1.24E+04
193	RR Tracks	8/6/2004	1.24E+04
194	RR Tracks	8/6/2004	1.27E+04
195	RR Tracks	8/6/2004	1.23E+04
196	RR Tracks	8/6/2004	1.23E+04
197	RR Tracks	8/6/2004	1.20E+04
198	RR Tracks	8/6/2004	1.10E+04
199	RR Tracks	8/6/2004	1.25E+04
200	RR Tracks	8/6/2004	1.17E+04
201	RR Tracks	8/6/2004	1.17E+04
202	RR Tracks	8/6/2004	1.10E+04
203	RR Tracks	8/6/2004	1.33E+04
204	RR Tracks	8/6/2004	1.40E+04
205	RR Tracks	8/6/2004	1.27E+04
206	RR Tracks	8/6/2004	1.30E+04
207	RR Tracks	8/6/2004	1.37E+04
208	RR Tracks	8/6/2004	1.37E+04
209	RR Tracks	8/6/2004	1.48E+04
210	RR Tracks	8/6/2004	1.31E+04
211	RR Tracks	8/6/2004	1.30E+04
212	RR Tracks	8/6/2004	1.31E+04
213	RR Tracks	8/6/2004	1.46E+04
214	RR Tracks	8/6/2004	1.40E+04
215	RR Tracks	8/6/2004	1.29E+04
216	RR Tracks	8/6/2004	1.33E+04
217	RR Tracks	8/6/2004	1.36E+04
218	RR Tracks	8/6/2004	1.50E+04
219	RR Tracks	8/6/2004	1.24E+04
220	RR Tracks	8/6/2004	1.33E+04
221	RR Tracks	8/6/2004	1.52E+04
222	RR Tracks	8/6/2004	1.38E+04
223	RR Tracks	8/6/2004	1.34E+04
224	RR Tracks	8/6/2004	1.28E+04
225	RR Tracks	8/6/2004	1.46E+04
226	RR Tracks	8/6/2004	1.39E+04
227	RR Tracks	8/6/2004	1.35E+04
228	RR Tracks	8/6/2004	1.23E+04
229	RR Tracks	8/6/2004	1.24E+04
230	RR Tracks	8/6/2004	1.35E+04
231	RR Tracks	8/6/2004	1.35E+04
232	RR Tracks	8/6/2004	9.69E+03
233	RR Tracks	8/6/2004	1.24E+04
234	RR Tracks	8/6/2004	1.05E+04
235	RR Tracks	8/6/2004	1.20E+04
236	RR Tracks	8/6/2004	1.13E+04
237	RR Tracks	8/6/2004	1.12E+04
238	RR Tracks	8/6/2004	1.00E+04
239	RR Tracks	8/6/2004	1.05E+04
240	RR Tracks	8/6/2004	1.10E+04
241	RR Tracks	8/6/2004	1.00E+04
242	RR Tracks	8/6/2004	1.04E+04
243	RR Tracks	8/6/2004	1.02E+04
244	RR Tracks	8/6/2004	1.09E+04
245	RR Tracks	8/6/2004	1.07E+04
246	RR Tracks	8/6/2004	1.20E+04
247	RR Tracks	8/6/2004	1.07E+04
248	RR Tracks	8/6/2004	1.09E+04
249	RR Tracks	8/6/2004	1.02E+04
250	RR Tracks	8/6/2004	1.04E+04
251	RR Tracks	8/6/2004	1.02E+04
252	RR Tracks	8/6/2004	1.03E+04

RVAAP West Tank Farm Gamma Scan Data Sheet

Survey Point	Survey Unit	Date Surveyed	Gross CPM
253	RR Tracks	8/6/2004	1.02E+04
254	RR Tracks	8/6/2004	1.12E+04
255	RR Tracks	8/6/2004	1.10E+04
256	RR Tracks	8/6/2004	1.03E+04
257	RR Tracks	8/6/2004	1.02E+04
258	RR Tracks	8/6/2004	1.04E+04
259	RR Tracks	8/6/2004	1.09E+04
260	RR Tracks	8/6/2004	1.30E+04
261	RR Tracks	8/6/2004	1.24E+04
262	RR Tracks	8/6/2004	1.23E+04
263	RR Tracks	8/6/2004	1.15E+04
264	RR Tracks	8/6/2004	1.14E+04
265	RR Tracks	8/6/2004	1.05E+04
266	RR Tracks	8/6/2004	1.18E+04
267	RR Tracks	8/6/2004	1.10E+04
268	RR Tracks	8/6/2004	1.31E+04
269	RR Tracks	8/6/2004	1.44E+04
270	RR Tracks	8/6/2004	1.29E+04
271	RR Tracks	8/6/2004	1.18E+04
272	RR Tracks	8/6/2004	1.12E+04
273	RR Tracks	8/6/2004	1.19E+04
274	RR Tracks	8/6/2004	1.13E+04
275	RR Tracks	8/6/2004	1.07E+04
276	RR Tracks	8/6/2004	1.15E+04
277	RR Tracks	8/6/2004	1.16E+04
278	RR Tracks	8/6/2004	1.28E+04
279	RR Tracks	8/6/2004	1.21E+04
280	RR Tracks	8/6/2004	1.28E+04
281	RR Tracks	8/6/2004	1.12E+04
282	RR Tracks	8/6/2004	1.10E+04
283	RR Tracks	8/6/2004	1.05E+04
284	RR Tracks	8/6/2004	1.11E+04
285	RR Tracks	8/6/2004	1.14E+04
286	RR Tracks	8/6/2004	1.17E+04
287	RR Tracks	8/6/2004	1.17E+04
288	RR Tracks	8/6/2004	1.24E+04
289	RR Tracks	8/6/2004	1.21E+04
290	RR Tracks	8/6/2004	1.13E+04
291	RR Tracks	8/6/2004	1.07E+04
292	RR Tracks	8/6/2004	1.05E+04
293	RR Tracks	8/6/2004	1.20E+04
294	RR Tracks	8/6/2004	1.07E+04
295	RR Tracks	8/6/2004	1.11E+04
296	RR Tracks	8/6/2004	1.19E+04
297	RR Tracks	8/6/2004	1.23E+04
298	RR Tracks	8/6/2004	1.29E+04
299	RR Tracks	8/6/2004	1.05E+04
300	RR Tracks	8/6/2004	1.10E+04
301	RR Tracks	8/6/2004	1.11E+04
302	RR Tracks	8/6/2004	1.10E+04
303	RR Tracks	8/6/2004	1.09E+04
304	RR Tracks	8/6/2004	1.21E+04
305	RR Tracks	8/6/2004	1.16E+04
306	RR Tracks	8/6/2004	1.19E+04
307	RR Tracks	8/6/2004	1.25E+04
308	RR Tracks	8/6/2004	1.15E+04
309	RR Tracks	8/6/2004	1.28E+04
310	RR Tracks	8/6/2004	1.35E+04
311	RR Tracks	8/6/2004	1.19E+04
312	RR Tracks	8/6/2004	1.21E+04
313	RR Tracks	8/6/2004	1.26E+04
314	RR Tracks	8/6/2004	1.46E+04
315	RR Tracks	8/6/2004	1.17E+04

RVAAP West Tank Farm Gamma Scan Data Sheet

Survey Point	Survey Unit	Date Surveyed	Gross CPM
316	RR Tracks	8/6/2004	1.39E+04
317	RR Tracks	8/6/2004	1.41E+04
318	RR Tracks	8/6/2004	1.17E+04
319	RR Tracks	8/6/2004	1.24E+04
320	RR Tracks	8/6/2004	1.45E+04
321	RR Tracks	8/6/2004	1.24E+04
322	RR Tracks	8/6/2004	1.35E+04
323	RR Tracks	8/6/2004	1.16E+04
324	RR Tracks	8/6/2004	1.29E+04
325	RR Tracks	8/6/2004	1.20E+04
326	RR Tracks	8/6/2004	1.16E+04
327	RR Tracks	8/6/2004	1.31E+04
328	RR Tracks	8/6/2004	1.29E+04
329	RR Tracks	8/6/2004	1.17E+04
330	RR Tracks	8/6/2004	9.67E+03
331	RR Tracks	8/6/2004	1.15E+04
332	RR Tracks	8/6/2004	1.17E+04
333	RR Tracks	8/6/2004	9.83E+03
334	RR Tracks	8/6/2004	1.19E+04
335	RR Tracks	8/6/2004	1.18E+04
336	RR Tracks	8/6/2004	1.04E+04
337	RR Tracks	8/6/2004	1.18E+04
338	RR Tracks	8/6/2004	1.09E+04
339	RR Tracks	8/6/2004	9.94E+03
340	RR Tracks	8/6/2004	9.67E+03
341	RR Tracks	8/6/2004	1.00E+04
342	RR Tracks	8/6/2004	1.08E+04
343	RR Tracks	8/6/2004	1.05E+04
344	RR Tracks	8/6/2004	1.09E+04
345	RR Tracks	8/6/2004	9.42E+03
346	RR Tracks	8/6/2004	1.25E+04
347	RR Tracks	8/6/2004	1.03E+04
348	RR Tracks	8/6/2004	1.07E+04
349	RR Tracks	8/6/2004	1.00E+04
350	RR Tracks	8/6/2004	1.23E+04
351	RR Tracks	8/6/2004	1.18E+04
352	RR Tracks	8/6/2004	1.15E+04
353	RR Tracks	8/6/2004	1.04E+04
354	RR Tracks	8/6/2004	1.16E+04
355	RR Tracks	8/6/2004	1.12E+04
356	RR Tracks	8/6/2004	1.16E+04
357	RR Tracks	8/6/2004	1.02E+04
358	RR Tracks	8/6/2004	1.00E+04
359	RR Tracks	8/6/2004	1.07E+04
360	RR Tracks	8/6/2004	1.27E+04
361	RR Tracks	8/6/2004	1.26E+04
362	RR Tracks	8/6/2004	1.12E+04
363	RR Tracks	8/6/2004	1.17E+04
364	RR Tracks	8/6/2004	1.29E+04
365	RR Tracks	8/6/2004	1.25E+04
366	RR Tracks	8/6/2004	1.24E+04
367	RR Tracks	8/6/2004	1.20E+04
368	RR Tracks	8/6/2004	1.27E+04
369	RR Tracks	8/6/2004	1.31E+04
370	RR Tracks	8/6/2004	1.17E+04
371	RR Tracks	8/6/2004	1.11E+04
372	RR Tracks	8/6/2004	1.15E+04
373	RR Tracks	8/6/2004	1.06E+04
374	RR Tracks	8/6/2004	1.13E+04
375	RR Tracks	8/6/2004	1.28E+04
376	RR Tracks	8/6/2004	1.11E+04
377	RR Tracks	8/6/2004	1.15E+04
378	RR Tracks	8/6/2004	1.10E+04

RVAAP West Tank Farm Gamma Scan Data Sheet

Survey Point	Survey Unit	Date Surveyed	Gross CPM
379	RR Tracks	8/6/2004	1.39E+04
380	RR Tracks	8/6/2004	1.07E+04
381	RR Tracks	8/6/2004	9.28E+03
382	RR Tracks	8/6/2004	1.11E+04
383	RR Tracks	8/6/2004	9.26E+03
384	RR Tracks	8/6/2004	1.02E+04
385	RR Tracks	8/6/2004	9.40E+03
386	RR Tracks	8/6/2004	1.07E+04
387	RR Tracks	8/6/2004	9.01E+03
388	RR Tracks	8/6/2004	1.06E+04
389	RR Tracks	8/6/2004	9.62E+03
390	RR Tracks	8/6/2004	9.93E+03
391	RR Tracks	8/6/2004	1.05E+04
392	RR Tracks	8/6/2004	9.50E+03
393	RR Tracks	8/6/2004	1.17E+04
394	RR Tracks	8/6/2004	1.14E+04
395	RR Tracks	8/6/2004	1.08E+04
396	RR Tracks	8/6/2004	1.14E+04
397	RR Tracks	8/6/2004	1.14E+04
398	RR Tracks	8/6/2004	1.19E+04
399	RR Tracks	8/6/2004	1.30E+04
400	RR Tracks	8/6/2004	1.34E+04
401	RR Tracks	8/6/2004	1.03E+04
402	RR Tracks	8/6/2004	1.17E+04
403	RR Tracks	8/6/2004	1.05E+04
404	RR Tracks	8/6/2004	1.25E+04
405	RR Tracks	8/6/2004	1.12E+04
406	RR Tracks	8/6/2004	1.20E+04
407	RR Tracks	8/6/2004	1.11E+04
408	RR Tracks	8/6/2004	1.25E+04
409	RR Tracks	8/6/2004	1.24E+04
410	RR Tracks	8/6/2004	1.36E+04
411	RR Tracks	8/6/2004	1.35E+04
412	RR Tracks	8/6/2004	1.52E+04
413	RR Tracks	8/6/2004	1.52E+04
414	RR Tracks	8/6/2004	1.46E+04
415	RR Tracks	8/6/2004	1.41E+04
416	RR Tracks	8/6/2004	1.36E+04
417	RR Tracks	8/6/2004	1.19E+04
418	RR Tracks	8/6/2004	1.48E+04
419	RR Tracks	8/6/2004	1.33E+04
420	RR Tracks	8/6/2004	1.27E+04
421	RR Tracks	8/6/2004	1.35E+04
422	RR Tracks	8/6/2004	1.31E+04
423	RR Tracks	8/6/2004	1.54E+04
424	RR Tracks	8/6/2004	1.21E+04
425	RR Tracks	8/6/2004	1.39E+04
426	RR Tracks	8/6/2004	1.52E+04
427	RR Tracks	8/6/2004	1.54E+04
428	RR Tracks	8/6/2004	1.39E+04
429	RR Tracks	8/6/2004	1.39E+04
430	RR Tracks	8/6/2004	1.31E+04
431	RR Tracks	8/6/2004	1.37E+04
432	RR Tracks	8/6/2004	1.37E+04
433	RR Tracks	8/6/2004	1.32E+04
434	RR Tracks	8/6/2004	1.36E+04
435	RR Tracks	8/6/2004	1.30E+04
436	RR Tracks	8/6/2004	1.37E+04
437	RR Tracks	8/6/2004	1.31E+04
438	RR Tracks	8/6/2004	1.48E+04
439	RR Tracks	8/6/2004	1.45E+04
440	RR Tracks	8/6/2004	1.59E+04
441	RR Tracks	8/6/2004	1.62E+04

RVAAP West Tank Farm Gamma Scan Data Sheet

Survey Point	Survey Unit	Date Surveyed	Gross CPM
442	RR Tracks	8/6/2004	**1.31E+04**
443	RR Tracks	8/6/2004	**1.43E+04**
444	RR Tracks	8/6/2004	**1.39E+04**
445	RR Tracks	8/6/2004	**1.46E+04**
446	RR Tracks	8/6/2004	**1.36E+04**
447	RR Tracks	8/6/2004	**1.35E+04**
448	RR Tracks	8/6/2004	**1.36E+04**
449	RR Tracks	8/6/2004	**1.36E+04**
450	RR Tracks	8/6/2004	**1.32E+04**
451	RR Tracks	8/6/2004	**1.26E+04**
452	RR Tracks	8/6/2004	**1.42E+04**
453	RR Tracks	8/6/2004	**1.45E+04**
454	RR Tracks	8/6/2004	**1.30E+04**
455	RR Tracks	8/6/2004	**1.28E+04**
456	RR Tracks	8/6/2004	**1.36E+04**
457	RR Tracks	8/6/2004	**1.53E+04**
458	RR Tracks	8/6/2004	**1.47E+04**
459	RR Tracks	8/6/2004	**1.48E+04**
460	RR Tracks	8/6/2004	**1.42E+04**
461	RR Tracks	8/6/2004	**1.57E+04**
462	RR Tracks	8/6/2004	**1.44E+04**
463	RR Tracks	8/6/2004	**1.37E+04**
464	RR Tracks	8/6/2004	**1.57E+04**
465	RR Tracks	8/6/2004	**1.29E+04**
466	RR Tracks	8/6/2004	**1.37E+04**
467	RR Tracks	8/6/2004	**1.33E+04**
468	RR Tracks	8/6/2004	**1.35E+04**
469	RR Tracks	8/6/2004	**1.55E+04**
470	RR Tracks	8/6/2004	**1.55E+04**
471	RR Tracks	8/6/2004	**1.40E+04**
472	RR Tracks	8/6/2004	**1.57E+04**
473	RR Tracks	8/6/2004	**1.34E+04**
474	RR Tracks	8/6/2004	**1.40E+04**
475	RR Tracks	8/6/2004	**1.51E+04**
476	RR Tracks	8/6/2004	**1.50E+04**
477	RR Tracks	8/6/2004	**1.44E+04**
478	RR Tracks	8/6/2004	**1.44E+04**
479	RR Tracks	8/6/2004	**1.39E+04**
480	RR Tracks	8/6/2004	**1.48E+04**
481	RR Tracks	8/6/2004	**1.27E+04**
482	RR Tracks	8/6/2004	**1.32E+04**
483	RR Tracks	8/6/2004	**1.27E+04**
484	RR Tracks	8/6/2004	**1.14E+04**
485	RR Tracks	8/6/2004	**1.27E+04**
486	RR Tracks	8/6/2004	**1.31E+04**
487	RR Tracks	8/6/2004	**1.20E+04**
488	RR Tracks	8/6/2004	**1.11E+04**
489	RR Tracks	8/6/2004	**1.23E+04**
490	RR Tracks	8/6/2004	**1.20E+04**
491	RR Tracks	8/6/2004	**1.17E+04**
492	RR Tracks	8/6/2004	**1.20E+04**
493	RR Tracks	8/6/2004	**1.12E+04**
494	RR Tracks	8/6/2004	**1.18E+04**
495	RR Tracks	8/6/2004	**1.01E+04**
496	RR Tracks	8/6/2004	**1.06E+04**
497	RR Tracks	8/6/2004	**1.21E+04**
498	RR Tracks	8/6/2004	**9.95E+03**
499	RR Tracks	8/6/2004	**1.16E+04**
500	RR Tracks	8/6/2004	**1.14E+04**
501	RR Tracks	8/6/2004	**1.20E+04**
502	RR Tracks	8/6/2004	**1.05E+04**
503	RR Tracks	8/6/2004	**9.87E+03**
504	RR Tracks	8/6/2004	**1.11E+04**

Survey Point	Survey Unit	Date Surveyed	Gross CPM
505	RR Tracks	8/6/2004	**1.05E+04**
506	RR Tracks	8/6/2004	**1.22E+04**
507	RR Tracks	8/6/2004	**1.12E+04**
508	RR Tracks	8/6/2004	**1.08E+04**
509	RR Tracks	8/6/2004	**1.09E+04**
510	RR Tracks	8/6/2004	**1.27E+04**
511	RR Tracks	8/6/2004	**1.16E+04**
512	RR Tracks	8/6/2004	**1.09E+04**
513	RR Tracks	8/6/2004	**1.21E+04**
514	RR Tracks	8/6/2004	**1.06E+04**
515	RR Tracks	8/6/2004	**1.04E+04**
516	RR Tracks	8/6/2004	**1.14E+04**
517	RR Tracks	8/6/2004	**1.12E+04**
518	RR Tracks	8/6/2004	**1.11E+04**
519	RR Tracks	8/6/2004	**1.21E+04**
520	RR Tracks	8/6/2004	**1.15E+04**
521	RR Tracks	8/6/2004	**1.12E+04**
522	RR Tracks	8/6/2004	**1.15E+04**
523	RR Tracks	8/6/2004	**1.22E+04**
524	RR Tracks	8/6/2004	**1.06E+04**
525	RR Tracks	8/6/2004	**1.15E+04**
526	RR Tracks	8/6/2004	**1.10E+04**
527	RR Tracks	8/6/2004	**9.99E+03**
528	RR Tracks	8/6/2004	**1.18E+04**
529	RR Tracks	8/6/2004	**1.14E+04**
530	RR Tracks	8/6/2004	**1.14E+04**
531	RR Tracks	8/6/2004	**1.13E+04**
532	RR Tracks	8/6/2004	**1.24E+04**
533	RR Tracks	8/6/2004	**1.11E+04**
534	RR Tracks	8/6/2004	**1.08E+04**
535	RR Tracks	8/6/2004	**1.14E+04**
536	RR Tracks	8/6/2004	**1.01E+04**
537	RR Tracks	8/6/2004	**1.07E+04**
538	RR Tracks	8/6/2004	**1.16E+04**
539	RR Tracks	8/6/2004	**1.19E+04**
540	RR Tracks	8/6/2004	**1.13E+04**
541	RR Tracks	8/6/2004	**1.07E+04**
542	RR Tracks	8/6/2004	**1.06E+04**
543	RR Tracks	8/6/2004	**1.08E+04**
544	RR Tracks	8/6/2004	**1.05E+04**
545	RR Tracks	8/6/2004	**1.16E+04**
546	RR Tracks	8/6/2004	**1.01E+04**
547	RR Tracks	8/6/2004	**1.17E+04**
548	RR Tracks	8/6/2004	**1.24E+04**
549	RR Tracks	8/6/2004	**1.16E+04**
550	RR Tracks	8/6/2004	**1.06E+04**
551	RR Tracks	8/6/2004	**1.17E+04**
552	RR Tracks	8/6/2004	**1.14E+04**
553	RR Tracks	8/6/2004	**9.92E+03**
554	RR Tracks	8/6/2004	**1.08E+04**
555	RR Tracks	8/6/2004	**1.05E+04**
556	RR Tracks	8/6/2004	**1.17E+04**
557	RR Tracks	8/6/2004	**1.18E+04**
558	RR Tracks	8/6/2004	**1.08E+04**
559	RR Tracks	8/6/2004	**1.17E+04**
560	RR Tracks	8/6/2004	**1.09E+04**
561	RR Tracks	8/6/2004	**1.13E+04**
562	RR Tracks	8/6/2004	**1.05E+04**
563	RR Tracks	8/6/2004	**1.11E+04**
564	RR Tracks	8/6/2004	**1.13E+04**
565	RR Tracks	8/6/2004	**1.07E+04**
566	RR Tracks	8/6/2004	**1.12E+04**
567	RR Tracks	8/6/2004	**1.21E+04**

RVAAP West Tank Farm Gamma Scan Data Sheet

Survey Point	Survey Unit	Date Surveyed	Gross CPM
568	RR Tracks	8/6/2004	1.07E+04
569	RR Tracks	8/6/2004	1.07E+04
570	RR Tracks	8/6/2004	1.15E+04
571	RR Tracks	8/6/2004	1.17E+04
572	RR Tracks	8/6/2004	1.11E+04
573	RR Tracks	8/6/2004	1.11E+04
574	RR Tracks	8/6/2004	1.08E+04
575	RR Tracks	8/6/2004	1.03E+04
576	RR Tracks	8/6/2004	9.77E+03
577	RR Tracks	8/6/2004	1.15E+04
578	RR Tracks	8/6/2004	1.26E+04
579	RR Tracks	8/6/2004	1.08E+04
580	RR Tracks	8/6/2004	1.19E+04
581	RR Tracks	8/6/2004	1.10E+04
582	RR Tracks	8/6/2004	1.11E+04
583	RR Tracks	8/6/2004	1.09E+04
584	RR Tracks	8/6/2004	1.08E+04
585	RR Tracks	8/6/2004	1.04E+04
586	RR Tracks	8/6/2004	9.78E+03
587	RR Tracks	8/6/2004	1.12E+04
588	RR Tracks	8/6/2004	1.23E+04
589	RR Tracks	8/6/2004	1.14E+04
590	RR Tracks	8/6/2004	1.14E+04
591	RR Tracks	8/6/2004	1.06E+04
592	RR Tracks	8/6/2004	1.15E+04
593	RR Tracks	8/6/2004	1.08E+04
594	RR Tracks	8/6/2004	1.00E+04
595	RR Tracks	8/6/2004	1.17E+04
596	RR Tracks	8/6/2004	1.10E+04
597	RR Tracks	8/6/2004	1.15E+04
598	RR Tracks	8/6/2004	1.24E+04
599	RR Tracks	8/6/2004	1.15E+04
600	RR Tracks	8/6/2004	1.08E+04
601	RR Tracks	8/6/2004	1.20E+04
602	RR Tracks	8/6/2004	1.17E+04
603	RR Tracks	8/6/2004	1.02E+04
604	RR Tracks	8/6/2004	1.20E+04
605	RR Tracks	8/6/2004	1.06E+04
606	RR Tracks	8/6/2004	1.22E+04
607	RR Tracks	8/6/2004	1.14E+04
608	RR Tracks	8/6/2004	1.19E+04
609	RR Tracks	8/6/2004	1.25E+04
610	RR Tracks	8/6/2004	1.20E+04
611	RR Tracks	8/6/2004	1.24E+04
612	RR Tracks	8/6/2004	1.30E+04
613	RR Tracks	8/6/2004	1.56E+04
614	RR Tracks	8/6/2004	1.37E+04
615	RR Tracks	8/6/2004	1.58E+04
616	RR Tracks	8/6/2004	1.56E+04
617	RR Tracks	8/6/2004	1.51E+04
618	RR Tracks	8/6/2004	1.33E+04
619	RR Tracks	8/6/2004	1.59E+04
620	RR Tracks	8/6/2004	1.56E+04
621	RR Tracks	8/6/2004	1.16E+04
622	RR Tracks	8/6/2004	1.17E+04
623	RR Tracks	8/6/2004	1.27E+04
624	RR Tracks	8/6/2004	1.14E+04
625	RR Tracks	8/6/2004	1.37E+04
626	RR Tracks	8/6/2004	1.47E+04
627	RR Tracks	8/6/2004	1.23E+04
628	RR Tracks	8/6/2004	1.42E+04
629	RR Tracks	8/6/2004	1.32E+04
630	RR Tracks	8/6/2004	1.28E+04

Meter Model #: 2350-1
Meter S/N: 95337
Probe S/N: O20381
Cal Due Date: 5/3/2005
Surveyed By: Richard Kountz

RVAAP West Tank Farm Gamma Scan Data Sheet

Survey Point	Survey Unit	Date Surveyed	Gross CPM
631	RR Tracks	8/6/2004	**1.24E+04**
632	RR Tracks	8/6/2004	**1.47E+04**
633	RR Tracks	8/6/2004	**1.40E+04**
634	RR Tracks	8/6/2004	**1.38E+04**
635	RR Tracks	8/6/2004	**1.44E+04**
636	RR Tracks	8/6/2004	**1.58E+04**
637	RR Tracks	8/6/2004	**1.49E+04**
638	RR Tracks	8/6/2004	**1.41E+04**
639	RR Tracks	8/6/2004	**1.30E+04**
640	RR Tracks	8/6/2004	**1.59E+04**
641	RR Tracks	8/6/2004	**1.36E+04**
642	RR Tracks	8/6/2004	**1.16E+04**
643	RR Tracks	8/6/2004	**1.17E+04**
644	RR Tracks	8/6/2004	**1.27E+04**
645	RR Tracks	8/6/2004	**1.14E+04**
646	RR Tracks	8/6/2004	**1.37E+04**
647	RR Tracks	8/6/2004	**1.47E+04**
648	RR Tracks	8/6/2004	**1.23E+04**
649	RR Tracks	8/6/2004	**1.42E+04**
650	RR Tracks	8/6/2004	**1.32E+04**
651	RR Tracks	8/6/2004	**1.28E+04**
652	RR Tracks	8/6/2004	**1.24E+04**
653	RR Tracks	8/6/2004	**1.47E+04**
654	RR Tracks	8/6/2004	**1.40E+04**
655	RR Tracks	8/6/2004	**1.38E+04**
656	RR Tracks	8/6/2004	**1.44E+04**
657	RR Tracks	8/6/2004	**1.58E+04**
658	RR Tracks	8/6/2004	**1.49E+04**
659	RR Tracks	8/6/2004	**1.41E+04**
660	RR Tracks	8/6/2004	**1.30E+04**
661	RR Tracks	8/6/2004	**1.59E+04**
662	RR Tracks	8/6/2004	**1.36E+04**
663	RR Tracks	8/6/2004	**1.58E+04**
664	RR Tracks	8/6/2004	**1.49E+04**
665	RR Tracks	8/6/2004	**1.41E+04**
666	RR Tracks	8/6/2004	**1.30E+04**
667	RR Tracks	8/6/2004	**1.59E+04**
668	RR Tracks	8/6/2004	**1.36E+04**
669	RR Tracks	8/6/2004	**1.13E+04**
670	RR Tracks	8/6/2004	**1.05E+04**
671	RR Tracks	8/6/2004	**1.12E+04**
672	RR Tracks	8/6/2004	**1.16E+04**
673	RR Tracks	8/6/2004	**1.17E+04**
674	RR Tracks	8/6/2004	**1.11E+04**
675	RR Tracks	8/6/2004	**1.25E+04**
676	RR Tracks	8/6/2004	**1.01E+04**
677	RR Tracks	8/6/2004	**1.02E+04**
678	RR Tracks	8/6/2004	**1.24E+04**
679	RR Tracks	8/6/2004	**1.13E+04**
680	RR Tracks	8/6/2004	**1.17E+04**
681	RR Tracks	8/6/2004	**1.17E+04**
682	RR Tracks	8/6/2004	**1.09E+04**
683	RR Tracks	8/6/2004	**1.09E+04**
684	RR Tracks	8/6/2004	**1.15E+04**
685	RR Tracks	8/6/2004	**1.08E+04**
686	RR Tracks	8/6/2004	**1.25E+04**
687	RR Tracks	8/6/2004	**1.28E+04**
688	RR Tracks	8/6/2004	**1.21E+04**
689	RR Tracks	8/6/2004	**1.10E+04**
690	RR Tracks	8/6/2004	**1.19E+04**
691	RR Tracks	8/6/2004	**1.16E+04**
692	RR Tracks	8/6/2004	**1.25E+04**
693	RR Tracks	8/6/2004	**1.13E+04**

RVAAP West Tank Farm Gamma Scan Data Sheet

Survey Point	Survey Unit	Date Surveyed	Gross CPM
694	RR Tracks	8/6/2004	1.18E+04
695	RR Tracks	8/6/2004	1.06E+04
696	RR Tracks	8/6/2004	1.11E+04
697	RR Tracks	8/6/2004	1.28E+04
698	RR Tracks	8/6/2004	1.27E+04
699	RR Tracks	8/6/2004	1.14E+04
700	RR Tracks	8/6/2004	1.15E+04
701	RR Tracks	8/6/2004	1.12E+04
702	RR Tracks	8/6/2004	1.24E+04
703	RR Tracks	8/6/2004	1.32E+04
704	RR Tracks	8/6/2004	1.16E+04
705	RR Tracks	8/6/2004	1.18E+04
706	RR Tracks	8/6/2004	1.16E+04
707	RR Tracks	8/6/2004	1.17E+04
708	RR Tracks	8/6/2004	1.27E+04
709	RR Tracks	8/6/2004	1.14E+04
710	RR Tracks	8/6/2004	1.37E+04
711	RR Tracks	8/6/2004	1.47E+04
712	RR Tracks	8/6/2004	1.23E+04
713	RR Tracks	8/6/2004	1.42E+04
714	RR Tracks	8/6/2004	1.32E+04
715	RR Tracks	8/6/2004	1.28E+04
716	RR Tracks	8/6/2004	1.24E+04
717	RR Tracks	8/6/2004	1.47E+04
718	RR Tracks	8/6/2004	1.40E+04
719	RR Tracks	8/6/2004	1.38E+04
720	RR Tracks	8/6/2004	1.44E+04
721	RR Tracks	8/6/2004	1.58E+04
722	RR Tracks	8/6/2004	1.49E+04
723	RR Tracks	8/6/2004	1.41E+04
724	RR Tracks	8/6/2004	1.30E+04
725	RR Tracks	8/6/2004	1.59E+04
726	RR Tracks	8/6/2004	1.36E+04
727	RR Tracks	8/6/2004	1.46E+04
728	RR Tracks	8/6/2004	1.53E+04
729	RR Tracks	8/6/2004	1.34E+04
730	RR Tracks	8/6/2004	1.39E+04
731	RR Tracks	8/6/2004	1.34E+04
732	RR Tracks	8/6/2004	1.17E+04
733	RR Tracks	8/6/2004	1.31E+04
734	RR Tracks	8/6/2004	1.17E+04
735	RR Tracks	8/6/2004	1.47E+04
736	RR Tracks	8/6/2004	1.55E+04
737	RR Tracks	8/6/2004	1.48E+04
738	RR Tracks	8/6/2004	1.42E+04
739	RR Tracks	8/6/2004	1.30E+04
740	RR Tracks	8/6/2004	1.31E+04
741	RR Tracks	8/6/2004	1.22E+04
742	RR Tracks	8/6/2004	1.29E+04
743	RR Tracks	8/6/2004	1.17E+04
744	RR Tracks	8/6/2004	1.30E+04
745	RR Tracks	8/6/2004	1.46E+04
746	RR Tracks	8/6/2004	1.35E+04
747	RR Tracks	8/6/2004	1.35E+04
748	RR Tracks	8/6/2004	1.32E+04
749	RR Tracks	8/6/2004	1.38E+04
750	RR Tracks	8/6/2004	1.36E+04
751	RR Tracks	8/6/2004	1.40E+04
752	RR Tracks	8/6/2004	1.31E+04
753	RR Tracks	8/6/2004	1.55E+04
754	RR Tracks	8/6/2004	1.32E+04
755	RR Tracks	8/6/2004	1.24E+04
756	RR Tracks	8/6/2004	1.39E+04

RVAAP West Tank Farm Gamma Scan Data Sheet

Survey Point	Survey Unit	Date Surveyed	Gross CPM
757	RR Tracks	8/6/2004	**1.22E+04**
758	RR Tracks	8/6/2004	**1.45E+04**
759	RR Tracks	8/6/2004	**1.49E+04**
760	RR Tracks	8/6/2004	**1.51E+04**
761	RR Tracks	8/6/2004	**1.53E+04**
762	RR Tracks	8/6/2004	**1.34E+04**
763	RR Tracks	8/6/2004	**1.24E+04**
764	RR Tracks	8/6/2004	**1.42E+04**
765	RR Tracks	8/6/2004	**1.30E+04**
766	RR Tracks	8/6/2004	**1.42E+04**
767	RR Tracks	8/6/2004	**1.30E+04**
768	RR Tracks	8/6/2004	**1.27E+04**
769	RR Tracks	8/6/2004	**1.34E+04**
770	RR Tracks	8/6/2004	**1.38E+04**
771	RR Tracks	8/6/2004	**1.29E+04**
772	RR Tracks	8/6/2004	**1.47E+04**
773	RR Tracks	8/6/2004	**1.51E+04**
774	RR Tracks	8/6/2004	**1.31E+04**
775	RR Tracks	8/6/2004	**1.54E+04**
776	RR Tracks	8/6/2004	**1.45E+04**
777	RR Tracks	8/6/2004	**1.38E+04**
778	RR Tracks	8/6/2004	**1.31E+04**
779	RR Tracks	8/6/2004	**1.28E+04**
780	RR Tracks	8/6/2004	**1.38E+04**
781	RR Tracks	8/6/2004	**1.37E+04**
782	RR Tracks	8/6/2004	**1.28E+04**
783	RR Tracks	8/6/2004	**1.36E+04**
784	RR Tracks	8/6/2004	**1.22E+04**
785	RR Tracks	8/6/2004	**1.41E+04**
786	RR Tracks	8/6/2004	**1.14E+04**
787	RR Tracks	8/6/2004	**1.10E+04**
788	RR Tracks	8/6/2004	**1.30E+04**
789	RR Tracks	8/6/2004	**1.38E+04**
790	RR Tracks	8/6/2004	**1.39E+04**
791	RR Tracks	8/6/2004	**1.39E+04**
792	RR Tracks	8/6/2004	**1.30E+04**
793	RR Tracks	8/6/2004	**1.29E+04**
794	RR Tracks	8/6/2004	**1.15E+04**
795	RR Tracks	8/6/2004	**1.18E+04**
796	RR Tracks	8/6/2004	**1.25E+04**
797	RR Tracks	8/6/2004	**1.33E+04**
798	RR Tracks	8/6/2004	**1.26E+04**
799	RR Tracks	8/6/2004	**1.09E+04**
800	RR Tracks	8/6/2004	**1.20E+04**
801	RR Tracks	8/6/2004	**1.23E+04**
802	RR Tracks	8/6/2004	**1.14E+04**
803	RR Tracks	8/6/2004	**1.18E+04**
804	RR Tracks	8/6/2004	**1.23E+04**
805	RR Tracks	8/6/2004	**1.13E+04**
806	RR Tracks	8/6/2004	**9.70E+03**
807	RR Tracks	8/6/2004	**1.02E+04**
808	RR Tracks	8/6/2004	**1.02E+04**
809	RR Tracks	8/6/2004	**9.09E+03**
810	RR Tracks	8/6/2004	**1.08E+04**
811	RR Tracks	8/6/2004	**1.06E+04**
812	RR Tracks	8/6/2004	**1.03E+04**
813	RR Tracks	8/6/2004	**1.01E+04**
814	RR Tracks	8/6/2004	**8.74E+03**
815	RR Tracks	8/6/2004	**9.44E+03**
816	RR Tracks	8/6/2004	**8.58E+03**
817	RR Tracks	8/6/2004	**9.83E+03**
818	RR Tracks	8/6/2004	**1.02E+04**
819	RR Tracks	8/6/2004	**1.13E+04**

RVAAP West Tank Farm Gamma Scan Data Sheet

Survey Point	Survey Unit	Date Surveyed	Gross CPM
820	RR Tracks	8/6/2004	1.09E+04
821	RR Tracks	8/6/2004	1.06E+04
822	RR Tracks	8/6/2004	1.17E+04
823	RR Tracks	8/6/2004	1.36E+04
824	RR Tracks	8/6/2004	1.32E+04
825	RR Tracks	8/6/2004	1.36E+04
826	RR Tracks	8/6/2004	1.21E+04
827	RR Tracks	8/6/2004	1.08E+04
828	RR Tracks	8/6/2004	1.15E+04
829	RR Tracks	8/6/2004	1.27E+04
830	RR Tracks	8/6/2004	1.36E+04
831	RR Tracks	8/6/2004	1.32E+04
832	RR Tracks	8/6/2004	1.31E+04
833	RR Tracks	8/6/2004	1.18E+04
834	RR Tracks	8/6/2004	1.19E+04
835	RR Tracks	8/6/2004	1.03E+04
836	RR Tracks	8/6/2004	1.10E+04
837	RR Tracks	8/6/2004	1.13E+04
838	RR Tracks	8/6/2004	1.20E+04
839	RR Tracks	8/6/2004	1.08E+04
840	RR Tracks	8/6/2004	1.24E+04
841	RR Tracks	8/6/2004	1.22E+04
842	RR Tracks	8/6/2004	1.01E+04
843	RR Tracks	8/6/2004	9.97E+03
844	RR Tracks	8/6/2004	1.09E+04
845	RR Tracks	8/6/2004	1.11E+04
846	RR Tracks	8/6/2004	1.09E+04
847	RR Tracks	8/6/2004	1.11E+04
848	RR Tracks	8/6/2004	1.04E+04
849	RR Tracks	8/6/2004	1.23E+04
850	RR Tracks	8/6/2004	9.27E+03
851	RR Tracks	8/6/2004	1.09E+04
852	RR Tracks	8/6/2004	1.05E+04
853	RR Tracks	8/6/2004	1.06E+04
854	RR Tracks	8/6/2004	1.09E+04
855	RR Tracks	8/6/2004	1.04E+04
856	RR Tracks	8/6/2004	1.07E+04
857	RR Tracks	8/6/2004	9.75E+03
858	RR Tracks	8/6/2004	1.08E+04
859	RR Tracks	8/6/2004	1.22E+04
860	RR Tracks	8/6/2004	1.13E+04
861	RR Tracks	8/6/2004	1.22E+04
862	RR Tracks	8/6/2004	1.34E+04
863	RR Tracks	8/6/2004	1.25E+04
864	RR Tracks	8/6/2004	1.34E+04
865	RR Tracks	8/6/2004	1.26E+04
866	RR Tracks	8/6/2004	1.31E+04
867	RR Tracks	8/6/2004	1.33E+04
868	RR Tracks	8/6/2004	1.43E+04
869	RR Tracks	8/6/2004	1.22E+04
870	RR Tracks	8/6/2004	1.35E+04
871	RR Tracks	8/6/2004	1.32E+04
872	RR Tracks	8/6/2004	1.30E+04
873	RR Tracks	8/6/2004	1.37E+04
874	RR Tracks	8/6/2004	1.36E+04
875	RR Tracks	8/6/2004	1.33E+04
876	RR Tracks	8/6/2004	1.20E+04
877	RR Tracks	8/6/2004	1.29E+04
878	RR Tracks	8/6/2004	1.29E+04
879	RR Tracks	8/6/2004	1.12E+04
880	RR Tracks	8/6/2004	1.20E+04
881	RR Tracks	8/6/2004	1.25E+04
882	RR Tracks	8/6/2004	1.17E+04

RVAAP West Tank Farm Gamma Scan Data Sheet

Survey Point	Survey Unit	Date Surveyed	Gross CPM
883	RR Tracks	8/6/2004	1.15E+04
884	RR Tracks	8/6/2004	1.06E+04
885	RR Tracks	8/6/2004	1.24E+04
886	RR Tracks	8/6/2004	1.11E+04
887	RR Tracks	8/6/2004	1.03E+04
888	RR Tracks	8/6/2004	1.15E+04
889	RR Tracks	8/6/2004	1.21E+04
890	RR Tracks	8/6/2004	1.19E+04
891	RR Tracks	8/6/2004	1.25E+04
892	RR Tracks	8/6/2004	1.12E+04
893	RR Tracks	8/6/2004	1.07E+04
894	RR Tracks	8/6/2004	1.13E+04
895	RR Tracks	8/6/2004	1.23E+04
896	RR Tracks	8/6/2004	1.12E+04
897	RR Tracks	8/6/2004	1.18E+04
898	RR Tracks	8/6/2004	1.23E+04
899	RR Tracks	8/6/2004	1.10E+04
900	RR Tracks	8/6/2004	1.13E+04
901	RR Tracks	8/6/2004	1.11E+04
902	RR Tracks	8/6/2004	1.26E+04
903	RR Tracks	8/6/2004	1.14E+04
904	RR Tracks	8/6/2004	1.28E+04
905	RR Tracks	8/6/2004	1.20E+04
906	RR Tracks	8/6/2004	1.17E+04
907	RR Tracks	8/6/2004	1.21E+04
908	RR Tracks	8/6/2004	1.20E+04
909	RR Tracks	8/6/2004	1.03E+04
910	RR Tracks	8/6/2004	1.14E+04
911	RR Tracks	8/6/2004	1.10E+04
912	RR Tracks	8/6/2004	1.06E+04
913	RR Tracks	8/6/2004	1.18E+04
914	RR Tracks	8/6/2004	1.03E+04
915	RR Tracks	8/6/2004	1.25E+04
916	RR Tracks	8/6/2004	1.13E+04
917	RR Tracks	8/6/2004	1.19E+04
918	RR Tracks	8/6/2004	1.23E+04
919	RR Tracks	8/6/2004	1.04E+04
920	RR Tracks	8/6/2004	1.08E+04
921	RR Tracks	8/6/2004	1.06E+04
922	RR Tracks	8/6/2004	1.16E+04
923	RR Tracks	8/6/2004	1.18E+04
924	RR Tracks	8/6/2004	1.19E+04
925	RR Tracks	8/6/2004	1.21E+04
926	RR Tracks	8/6/2004	1.16E+04
927	RR Tracks	8/6/2004	1.16E+04
928	RR Tracks	8/6/2004	1.29E+04
929	RR Tracks	8/6/2004	1.19E+04
930	RR Tracks	8/6/2004	1.12E+04
931	RR Tracks	8/6/2004	1.06E+04
932	RR Tracks	8/6/2004	1.17E+04
933	RR Tracks	8/6/2004	1.36E+04
934	RR Tracks	8/6/2004	1.30E+04
935	RR Tracks	8/6/2004	1.30E+04
936	RR Tracks	8/6/2004	1.43E+04
937	RR Tracks	8/6/2004	1.20E+04
938	RR Tracks	8/6/2004	1.27E+04
939	RR Tracks	8/6/2004	1.31E+04
940	RR Tracks	8/6/2004	1.37E+04
941	RR Tracks	8/6/2004	1.32E+04
942	RR Tracks	8/6/2004	1.35E+04
943	RR Tracks	8/6/2004	1.31E+04
944	RR Tracks	8/6/2004	1.25E+04
945	RR Tracks	8/6/2004	1.33E+04

RVAAP West Tank Farm Gamma Scan Data Sheet

Survey Point	Survey Unit	Date Surveyed	Gross CPM
946	RR Tracks	8/6/2004	1.22E+04
947	RR Tracks	8/6/2004	1.55E+04
948	RR Tracks	8/6/2004	1.14E+04
949	RR Tracks	8/6/2004	1.20E+04
950	RR Tracks	8/6/2004	1.07E+04
951	RR Tracks	8/6/2004	1.04E+04
952	RR Tracks	8/6/2004	1.00E+04
953	RR Tracks	8/6/2004	1.29E+04
954	RR Tracks	8/6/2004	1.07E+04
955	RR Tracks	8/6/2004	1.11E+04
956	RR Tracks	8/6/2004	9.78E+03
957	RR Tracks	8/6/2004	1.07E+04
958	RR Tracks	8/6/2004	1.15E+04
959	RR Tracks	8/6/2004	1.13E+04
960	RR Tracks	8/6/2004	1.08E+04
961	RR Tracks	8/6/2004	1.14E+04
962	RR Tracks	8/6/2004	1.02E+04
963	RR Tracks	8/6/2004	1.11E+04
964	RR Tracks	8/6/2004	1.11E+04
965	RR Tracks	8/6/2004	1.06E+04
966	RR Tracks	8/6/2004	1.23E+04
967	RR Tracks	8/6/2004	1.14E+04
968	RR Tracks	8/6/2004	1.11E+04
969	RR Tracks	8/6/2004	1.09E+04
970	RR Tracks	8/6/2004	1.21E+04
971	RR Tracks	8/6/2004	1.03E+04
972	RR Tracks	8/6/2004	1.15E+04
973	RR Tracks	8/6/2004	1.07E+04
974	RR Tracks	8/6/2004	1.15E+04
975	RR Tracks	8/6/2004	1.08E+04
976	RR Tracks	8/6/2004	1.08E+04
977	RR Tracks	8/6/2004	1.07E+04
978	RR Tracks	8/6/2004	1.13E+04
979	RR Tracks	8/6/2004	9.79E+03
980	RR Tracks	8/6/2004	1.10E+04
981	RR Tracks	8/6/2004	1.08E+04
982	RR Tracks	8/6/2004	1.07E+04
983	RR Tracks	8/6/2004	1.01E+04
984	RR Tracks	8/6/2004	1.18E+04
985	RR Tracks	8/6/2004	9.84E+03
986	RR Tracks	8/6/2004	1.14E+04
987	RR Tracks	8/6/2004	1.07E+04
988	RR Tracks	8/6/2004	1.10E+04
989	RR Tracks	8/6/2004	1.06E+04
990	RR Tracks	8/6/2004	1.09E+04
991	RR Tracks	8/6/2004	1.09E+04
992	RR Tracks	8/6/2004	1.03E+04
993	RR Tracks	8/6/2004	1.01E+04
994	RR Tracks	8/6/2004	1.07E+04
995	RR Tracks	8/6/2004	1.12E+04
996	RR Tracks	8/6/2004	1.10E+04
997	RR Tracks	8/6/2004	1.12E+04
998	RR Tracks	8/6/2004	1.14E+04
999	RR Tracks	8/6/2004	1.09E+04
1000	RR Tracks	8/6/2004	1.09E+04
1001	RR Tracks	8/6/2004	1.07E+04
1002	RR Tracks	8/6/2004	1.10E+04
1003	RR Tracks	8/6/2004	1.10E+04
1004	RR Tracks	8/6/2004	1.16E+04
1005	RR Tracks	8/6/2004	1.13E+04
1006	RR Tracks	8/6/2004	1.13E+04
1007	RR Tracks	8/6/2004	1.13E+04
1008	RR Tracks	8/6/2004	1.16E+04

RVAAP West Tank Farm Gamma Scan Data Sheet

Survey Point	Survey Unit	Date Surveyed	Gross CPM
1009	RR Tracks	8/6/2004	**9.88E+03**
1010	RR Tracks	8/6/2004	**1.10E+04**
1011	RR Tracks	8/6/2004	**1.13E+04**
1012	RR Tracks	8/6/2004	**1.00E+04**
1013	RR Tracks	8/6/2004	**1.00E+04**
1014	RR Tracks	8/6/2004	**1.08E+04**
1015	RR Tracks	8/6/2004	**1.12E+04**
1016	RR Tracks	8/6/2004	**1.03E+04**
1017	RR Tracks	8/6/2004	**1.15E+04**
1018	RR Tracks	8/6/2004	**1.09E+04**
1019	RR Tracks	8/6/2004	**1.10E+04**
1020	RR Tracks	8/6/2004	**9.70E+03**
1021	RR Tracks	8/6/2004	**1.14E+04**
1022	RR Tracks	8/6/2004	**1.16E+04**
1023	RR Tracks	8/6/2004	**1.03E+04**
1024	RR Tracks	8/6/2004	**1.15E+04**
1025	RR Tracks	8/6/2004	**1.04E+04**
1026	RR Tracks	8/6/2004	**1.17E+04**
1027	RR Tracks	8/6/2004	**1.15E+04**
1028	RR Tracks	8/6/2004	**1.24E+04**
1029	RR Tracks	8/6/2004	**1.04E+04**
1030	RR Tracks	8/6/2004	**1.08E+04**
1031	RR Tracks	8/6/2004	**1.22E+04**
1032	RR Tracks	8/6/2004	**1.29E+04**
1033	RR Tracks	8/6/2004	**1.34E+04**
1034	RR Tracks	8/6/2004	**1.46E+04**
1035	RR Tracks	8/6/2004	**1.11E+04**
1036	RR Tracks	8/6/2004	**1.17E+04**
1037	RR Tracks	8/6/2004	**1.30E+04**
1038	RR Tracks	8/6/2004	**1.19E+04**
1039	RR Tracks	8/6/2004	**1.22E+04**
1040	RR Tracks	8/6/2004	**1.23E+04**
1041	RR Tracks	8/6/2004	**1.09E+04**
1042	RR Tracks	8/6/2004	**1.17E+04**
1043	RR Tracks	8/6/2004	**1.28E+04**
1044	RR Tracks	8/6/2004	**1.25E+04**
1045	RR Tracks	8/6/2004	**1.08E+04**
1046	RR Tracks	8/6/2004	**1.15E+04**
1047	RR Tracks	8/6/2004	**9.92E+03**
1048	RR Tracks	8/6/2004	**1.01E+04**
1049	RR Tracks	8/6/2004	**1.08E+04**
1050	RR Tracks	8/6/2004	**1.01E+04**
1051	RR Tracks	8/6/2004	**9.90E+03**
1052	RR Tracks	8/6/2004	**1.11E+04**
1053	RR Tracks	8/6/2004	**9.94E+03**
1054	RR Tracks	8/6/2004	**9.28E+03**
1055	RR Tracks	8/6/2004	**9.59E+03**
1056	RR Tracks	8/6/2004	**1.01E+04**
1057	RR Tracks	8/6/2004	**9.36E+03**
1058	RR Tracks	8/6/2004	**9.73E+03**
1059	RR Tracks	8/6/2004	**8.84E+03**
1060	RR Tracks	8/6/2004	**1.10E+04**
1061	RR Tracks	8/6/2004	**9.64E+03**
1062	RR Tracks	8/6/2004	**9.64E+03**
1063	RR Tracks	8/6/2004	**1.09E+04**
1064	RR Tracks	8/6/2004	**1.13E+04**
1065	RR Tracks	8/6/2004	**1.03E+04**
1066	RR Tracks	8/6/2004	**1.11E+04**
1067	RR Tracks	8/6/2004	**1.19E+04**
1068	RR Tracks	8/6/2004	**1.16E+04**
1069	RR Tracks	8/6/2004	**1.54E+04**
1070	RR Tracks	8/6/2004	**1.54E+04**
1071	RR Tracks	8/6/2004	**1.12E+04**

RVAAP West Tank Farm Gamma Scan Data Sheet

Survey Point	Survey Unit	Date Surveyed	Gross CPM
1072	RR Tracks	8/6/2004	1.22E+04
1073	RR Tracks	8/6/2004	1.27E+04
1074	RR Tracks	8/6/2004	1.38E+04
1075	RR Tracks	8/6/2004	1.27E+04
1076	RR Tracks	8/6/2004	1.46E+04
1077	RR Tracks	8/6/2004	1.33E+04
1078	RR Tracks	8/6/2004	1.28E+04
1079	RR Tracks	8/6/2004	1.28E+04
1080	RR Tracks	8/6/2004	1.46E+04
1081	RR Tracks	8/6/2004	1.38E+04
1082	RR Tracks	8/6/2004	1.24E+04
1083	RR Tracks	8/6/2004	1.27E+04
1084	RR Tracks	8/6/2004	1.78E+04
1085	RR Tracks	8/6/2004	1.53E+04
1086	RR Tracks	8/6/2004	1.56E+04
1087	RR Tracks	8/6/2004	1.49E+04
1088	RR Tracks	8/6/2004	1.52E+04
1089	RR Tracks	8/6/2004	1.49E+04
1090	RR Tracks	8/6/2004	1.44E+04
1091	RR Tracks	8/6/2004	1.60E+04
1092	RR Tracks	8/6/2004	1.48E+04
1093	RR Tracks	8/6/2004	1.34E+04
1094	RR Tracks	8/6/2004	1.39E+04
1095	RR Tracks	8/6/2004	1.33E+04
1096	RR Tracks	8/6/2004	1.25E+04
1097	RR Tracks	8/6/2004	1.41E+04
1098	RR Tracks	8/6/2004	1.14E+04
1099	RR Tracks	8/6/2004	1.35E+04
1100	RR Tracks	8/6/2004	1.28E+04
1101	RR Tracks	8/6/2004	1.37E+04
1102	RR Tracks	8/6/2004	1.29E+04
1103	RR Tracks	8/6/2004	1.54E+04
1104	RR Tracks	8/6/2004	1.40E+04
1105	RR Tracks	8/6/2004	1.43E+04
1106	RR Tracks	8/6/2004	1.50E+04
1107	RR Tracks	8/6/2004	1.40E+04
1108	RR Tracks	8/6/2004	1.49E+04
1109	RR Tracks	8/6/2004	1.62E+04
1110	RR Tracks	8/6/2004	1.36E+04
1111	RR Tracks	8/6/2004	1.46E+04
1112	RR Tracks	8/6/2004	1.36E+04
1113	RR Tracks	8/6/2004	1.56E+04
1114	RR Tracks	8/6/2004	1.48E+04
1115	RR Tracks	8/6/2004	1.45E+04
1116	RR Tracks	8/6/2004	1.48E+04
1117	RR Tracks	8/6/2004	1.38E+04
1118	RR Tracks	8/6/2004	1.27E+04
1119	RR Tracks	8/6/2004	1.30E+04
1120	RR Tracks	8/6/2004	1.28E+04
1121	RR Tracks	8/6/2004	1.35E+04
1122	RR Tracks	8/6/2004	1.42E+04
1123	RR Tracks	8/6/2004	1.26E+04
1124	RR Tracks	8/6/2004	1.23E+04
1125	RR Tracks	8/6/2004	1.30E+04
1126	RR Tracks	8/6/2004	1.38E+04
1127	RR Tracks	8/6/2004	1.27E+04
1128	RR Tracks	8/6/2004	1.38E+04
1129	RR Tracks	8/6/2004	1.49E+04
1130	RR Tracks	8/6/2004	1.43E+04
1131	RR Tracks	8/6/2004	1.63E+04
1132	RR Tracks	8/6/2004	1.43E+04
1133	RR Tracks	8/6/2004	1.43E+04
1134	RR Tracks	8/6/2004	1.18E+04

RVAAP West Tank Farm Gamma Scan Data Sheet

Survey Point	Survey Unit	Date Surveyed	Gross CPM
1135	RR Tracks	8/6/2004	1.44E+04
1136	RR Tracks	8/6/2004	1.39E+04
1137	RR Tracks	8/6/2004	1.37E+04
1138	RR Tracks	8/6/2004	1.56E+04
1139	RR Tracks	8/6/2004	1.45E+04
1140	RR Tracks	8/6/2004	1.39E+04
1141	RR Tracks	8/6/2004	1.34E+04
1142	RR Tracks	8/6/2004	1.35E+04
1143	RR Tracks	8/6/2004	1.15E+04
1144	RR Tracks	8/6/2004	1.14E+04
1145	RR Tracks	8/6/2004	1.22E+04
1146	RR Tracks	8/6/2004	1.37E+04
1147	RR Tracks	8/6/2004	1.38E+04
1148	RR Tracks	8/6/2004	1.22E+04
1149	RR Tracks	8/6/2004	1.10E+04
1150	RR Tracks	8/6/2004	1.14E+04
1151	RR Tracks	8/6/2004	1.20E+04
1152	RR Tracks	8/6/2004	1.16E+04
1153	RR Tracks	8/6/2004	1.14E+04
1154	RR Tracks	8/6/2004	1.15E+04
1155	RR Tracks	8/6/2004	1.24E+04
1156	RR Tracks	8/6/2004	1.17E+04
1157	RR Tracks	8/6/2004	1.18E+04
1158	RR Tracks	8/6/2004	1.15E+04
1159	RR Tracks	8/6/2004	1.09E+04
1160	RR Tracks	8/6/2004	1.26E+04
1161	RR Tracks	8/6/2004	1.27E+04
1162	RR Tracks	8/6/2004	1.12E+04
1163	RR Tracks	8/6/2004	1.15E+04
1164	RR Tracks	8/6/2004	1.13E+04
1165	RR Tracks	8/6/2004	1.17E+04
1166	RR Tracks	8/6/2004	1.13E+04
1167	RR Tracks	8/6/2004	1.12E+04
1168	RR Tracks	8/6/2004	1.12E+04
1169	RR Tracks	8/6/2004	1.09E+04
1170	RR Tracks	8/6/2004	1.12E+04
1171	RR Tracks	8/6/2004	1.16E+04
1172	RR Tracks	8/6/2004	1.07E+04
1173	RR Tracks	8/6/2004	1.17E+04
1174	RR Tracks	8/6/2004	1.26E+04
1175	RR Tracks	8/6/2004	1.17E+04
1176	RR Tracks	8/6/2004	1.12E+04
1177	RR Tracks	8/6/2004	1.09E+04
1178	RR Tracks	8/6/2004	1.25E+04
1179	RR Tracks	8/6/2004	1.15E+04
1180	RR Tracks	8/6/2004	1.16E+04
1181	RR Tracks	8/6/2004	1.07E+04
1182	RR Tracks	8/6/2004	1.20E+04
1183	RR Tracks	8/6/2004	1.06E+04
1184	RR Tracks	8/6/2004	1.11E+04
1185	RR Tracks	8/6/2004	9.94E+03
1186	RR Tracks	8/6/2004	1.11E+04
1187	RR Tracks	8/6/2004	1.18E+04
1188	RR Tracks	8/6/2004	1.22E+04
1189	RR Tracks	8/6/2004	1.14E+04
1190	RR Tracks	8/6/2004	1.02E+04
1191	RR Tracks	8/6/2004	1.04E+04
1192	RR Tracks	8/6/2004	1.25E+04
1193	RR Tracks	8/6/2004	1.10E+04
1194	RR Tracks	8/6/2004	1.07E+04
1195	RR Tracks	8/6/2004	1.15E+04
1196	RR Tracks	8/6/2004	1.13E+04
1197	RR Tracks	8/6/2004	1.08E+04

RVAAP West Tank Farm Gamma Scan Data Sheet

Survey Point	Survey Unit	Date Surveyed	Gross CPM
1198	RR Tracks	8/6/2004	**1.14E+04**
1199	RR Tracks	8/6/2004	**1.02E+04**
1200	RR Tracks	8/6/2004	**1.11E+04**
1201	RR Tracks	8/6/2004	**1.11E+04**
1202	RR Tracks	8/6/2004	**1.06E+04**
1203	RR Tracks	8/6/2004	**1.23E+04**
1204	RR Tracks	8/6/2004	**1.14E+04**
1205	RR Tracks	8/6/2004	**1.11E+04**
1206	RR Tracks	8/6/2004	**1.09E+04**
1207	RR Tracks	8/6/2004	**1.21E+04**
1208	RR Tracks	8/6/2004	**1.03E+04**
1209	RR Tracks	8/6/2004	**1.15E+04**
1210	RR Tracks	8/6/2004	**1.07E+04**
1211	RR Tracks	8/6/2004	**1.15E+04**
1212	RR Tracks	8/6/2004	**1.08E+04**
1213	RR Tracks	8/6/2004	**1.08E+04**
1214	RR Tracks	8/6/2004	**1.07E+04**
1215	RR Tracks	8/6/2004	**1.13E+04**
1216	RR Tracks	8/6/2004	**9.79E+03**
1217	RR Tracks	8/6/2004	**1.10E+04**
1218	RR Tracks	8/6/2004	**1.08E+04**
1219	RR Tracks	8/6/2004	**1.07E+04**
1220	RR Tracks	8/6/2004	**1.01E+04**
1221	RR Tracks	8/6/2004	**1.18E+04**
1222	RR Tracks	8/6/2004	**9.84E+03**
1223	RR Tracks	8/6/2004	**1.14E+04**
1224	RR Tracks	8/6/2004	**1.07E+04**
1225	RR Tracks	8/6/2004	**1.10E+04**
1226	RR Tracks	8/6/2004	**1.06E+04**
1227	RR Tracks	8/6/2004	**1.09E+04**
1228	RR Tracks	8/6/2004	**1.09E+04**
1229	RR Tracks	8/6/2004	**1.03E+04**
1230	RR Tracks	8/6/2004	**1.07E+04**
1231	RR Tracks	8/6/2004	**1.15E+04**
1232	RR Tracks	8/6/2004	**1.13E+04**
1233	RR Tracks	8/6/2004	**1.08E+04**
1234	RR Tracks	8/6/2004	**1.14E+04**
1235	RR Tracks	8/6/2004	**1.02E+04**
1236	RR Tracks	8/6/2004	**1.11E+04**
1237	RR Tracks	8/6/2004	**1.11E+04**
1238	RR Tracks	8/6/2004	**1.06E+04**
1239	RR Tracks	8/6/2004	**1.23E+04**
1240	RR Tracks	8/6/2004	**1.14E+04**
1241	RR Tracks	8/6/2004	**1.15E+04**
1242	RR Tracks	8/6/2004	**1.20E+04**
1243	RR Tracks	8/6/2004	**1.19E+04**
1244	RR Tracks	8/6/2004	**1.18E+04**
1245	RR Tracks	8/6/2004	**1.08E+04**
1246	RR Tracks	8/6/2004	**1.16E+04**
1247	RR Tracks	8/6/2004	**1.06E+04**
1248	RR Tracks	8/6/2004	**1.14E+04**
1249	RR Tracks	8/6/2004	**1.06E+04**
1250	RR Tracks	8/6/2004	**1.10E+04**
1251	RR Tracks	8/6/2004	**1.18E+04**
1252	RR Tracks	8/6/2004	**1.11E+04**
1253	RR Tracks	8/6/2004	**1.11E+04**
1254	RR Tracks	8/6/2004	**1.07E+04**
1255	RR Tracks	8/6/2004	**1.02E+04**
1256	RR Tracks	8/6/2004	**1.14E+04**
1257	RR Tracks	8/6/2004	**1.22E+04**
1258	RR Tracks	8/6/2004	**1.13E+04**
1259	RR Tracks	8/6/2004	**1.29E+04**
1260	RR Tracks	8/6/2004	**1.04E+04**

Meter Model #: 2350-1
Meter S/N: 134743
Probe S/N: 685492
Cal Due Date: 5/3/2005
Surveyed By: Alan Bradley

Survey Point	Survey Unit	Date Surveyed	Gross CPM
1261	RR Tracks	8/6/2004	1.20E+04
1262	RR Tracks	8/6/2004	1.09E+04
1263	RR Tracks	8/6/2004	1.14E+04
1264	RR Tracks	8/6/2004	1.18E+04
1265	RR Tracks	8/6/2004	1.18E+04
1266	RR Tracks	8/6/2004	1.19E+04
1267	RR Tracks	8/6/2004	1.18E+04
1268	RR Tracks	8/6/2004	1.27E+04
1269	RR Tracks	8/6/2004	1.08E+04
1270	RR Tracks	8/6/2004	1.11E+04
1271	RR Tracks	8/6/2004	1.23E+04
1272	RR Tracks	8/6/2004	1.16E+04
1273	RR Tracks	8/6/2004	1.22E+04
1274	RR Tracks	8/6/2004	1.07E+04
1275	RR Tracks	8/6/2004	1.14E+04
1276	RR Tracks	8/6/2004	1.22E+04
1277	RR Tracks	8/6/2004	1.26E+04
1278	RR Tracks	8/6/2004	1.23E+04
1279	RR Tracks	8/6/2004	1.22E+04
1280	RR Tracks	8/6/2004	1.19E+04
1281	RR Tracks	8/6/2004	1.29E+04
1282	RR Tracks	8/6/2004	1.38E+04
1283	RR Tracks	8/6/2004	1.36E+04
1284	RR Tracks	8/6/2004	1.32E+04
1285	RR Tracks	8/6/2004	1.63E+04
1286	RR Tracks	8/6/2004	1.56E+04
1287	RR Tracks	8/6/2004	1.52E+04
1288	RR Tracks	8/6/2004	1.54E+04
1289	RR Tracks	8/6/2004	1.43E+04
1290	RR Tracks	8/6/2004	1.48E+04
1291	RR Tracks	8/6/2004	1.39E+04
1292	RR Tracks	8/6/2004	1.50E+04
1293	RR Tracks	8/6/2004	1.45E+04
1294	RR Tracks	8/6/2004	1.80E+04
1295	RR Tracks	8/6/2004	1.37E+04
1296	RR Tracks	8/6/2004	1.23E+04
1297	RR Tracks	8/6/2004	1.54E+04
1298	RR Tracks	8/6/2004	1.52E+04
1299	RR Tracks	8/6/2004	1.49E+04
1300	RR Tracks	8/6/2004	1.53E+04
1301	RR Tracks	8/6/2004	1.37E+04
1302	RR Tracks	8/6/2004	1.43E+04
1303	RR Tracks	8/6/2004	1.41E+04
1304	RR Tracks	8/6/2004	1.38E+04
1305	RR Tracks	8/6/2004	1.39E+04
1306	RR Tracks	8/6/2004	1.35E+04
1307	RR Tracks	8/6/2004	1.32E+04
1308	RR Tracks	8/6/2004	1.25E+04
1309	RR Tracks	8/6/2004	1.24E+04
1310	RR Tracks	8/6/2004	1.35E+04
1311	RR Tracks	8/6/2004	1.35E+04
1312	RR Tracks	8/6/2004	1.32E+04
1313	RR Tracks	8/6/2004	1.31E+04
1314	RR Tracks	8/6/2004	1.24E+04
1315	RR Tracks	8/6/2004	1.37E+04
1316	RR Tracks	8/6/2004	1.29E+04
1317	RR Tracks	8/6/2004	1.36E+04
1318	RR Tracks	8/6/2004	1.15E+04
1319	RR Tracks	8/6/2004	1.47E+04
1320	RR Tracks	8/6/2004	1.33E+04
1321	RR Tracks	8/6/2004	1.42E+04
1322	RR Tracks	8/6/2004	1.42E+04
1323	RR Tracks	8/6/2004	1.38E+04

RVAAP West Tank Farm Gamma Scan Data Sheet

Survey Point	Survey Unit	Date Surveyed	Gross CPM
1324	RR Tracks	8/6/2004	**1.37E+04**
1325	RR Tracks	8/6/2004	**1.51E+04**
1326	RR Tracks	8/6/2004	**1.55E+04**
1327	RR Tracks	8/6/2004	**1.19E+04**
1328	RR Tracks	8/6/2004	**1.48E+04**
1329	RR Tracks	8/6/2004	**1.35E+04**
1330	RR Tracks	8/6/2004	**1.30E+04**
1331	RR Tracks	8/6/2004	**1.48E+04**
1332	RR Tracks	8/6/2004	**1.24E+04**
1333	RR Tracks	8/6/2004	**1.42E+04**
1334	RR Tracks	8/6/2004	**1.42E+04**
1335	RR Tracks	8/6/2004	**1.39E+04**
1336	RR Tracks	8/6/2004	**1.29E+04**
1337	RR Tracks	8/6/2004	**1.27E+04**
1338	RR Tracks	8/6/2004	**1.23E+04**
1339	RR Tracks	8/6/2004	**1.24E+04**
1340	RR Tracks	8/6/2004	**1.25E+04**
1341	RR Tracks	8/6/2004	**1.34E+04**
1342	RR Tracks	8/6/2004	**1.54E+04**
1343	RR Tracks	8/6/2004	**1.31E+04**
1344	RR Tracks	8/6/2004	**1.25E+04**
1345	RR Tracks	8/6/2004	**1.27E+04**
1346	RR Tracks	8/6/2004	**1.40E+04**
1347	RR Tracks	8/6/2004	**1.32E+04**
1348	RR Tracks	8/6/2004	**1.25E+04**
1349	RR Tracks	8/6/2004	**1.35E+04**
1350	RR Tracks	8/6/2004	**1.46E+04**
1351	RR Tracks	8/6/2004	**1.26E+04**
1352	RR Tracks	8/6/2004	**1.27E+04**
1353	RR Tracks	8/6/2004	**1.37E+04**
1354	RR Tracks	8/6/2004	**1.28E+04**
1355	RR Tracks	8/6/2004	**1.33E+04**
1356	RR Tracks	8/6/2004	**1.30E+04**
1357	RR Tracks	8/6/2004	**1.41E+04**
1358	RR Tracks	8/6/2004	**1.43E+04**
1359	RR Tracks	8/6/2004	**1.45E+04**
1360	RR Tracks	8/6/2004	**1.42E+04**
1361	RR Tracks	8/6/2004	**1.47E+04**
1362	RR Tracks	8/6/2004	**1.22E+04**
1363	RR Tracks	8/6/2004	**1.37E+04**
1364	RR Tracks	8/6/2004	**1.40E+04**
1365	RR Tracks	8/6/2004	**1.16E+04**
1366	RR Tracks	8/6/2004	**1.35E+04**
1367	RR Tracks	8/6/2004	**1.30E+04**
1368	RR Tracks	8/6/2004	**1.33E+04**
1369	RR Tracks	8/6/2004	**1.07E+04**
1370	RR Tracks	8/6/2004	**1.03E+04**
1371	RR Tracks	8/6/2004	**1.21E+04**
1372	RR Tracks	8/6/2004	**1.15E+04**
1373	RR Tracks	8/6/2004	**1.02E+04**
1374	RR Tracks	8/6/2004	**9.70E+03**
1375	RR Tracks	8/6/2004	**1.14E+04**
1376	RR Tracks	8/6/2004	**9.79E+03**
1377	RR Tracks	8/6/2004	**9.20E+03**
1378	RR Tracks	8/6/2004	**9.21E+03**
1379	RR Tracks	8/6/2004	**9.82E+03**
1380	RR Tracks	8/6/2004	**9.20E+03**
1381	RR Tracks	8/6/2004	**9.32E+03**
1382	RR Tracks	8/6/2004	**9.55E+03**
1383	RR Tracks	8/6/2004	**1.02E+04**
1384	RR Tracks	8/6/2004	**1.10E+04**
1385	RR Tracks	8/6/2004	**1.08E+04**
1386	RR Tracks	8/6/2004	**1.02E+04**

Survey Point	Survey Unit	Date Surveyed	Gross CPM
1387	RR Tracks	8/6/2004	9.69E+03
1388	RR Tracks	8/6/2004	1.14E+04
1389	RR Tracks	8/6/2004	9.80E+03
1390	RR Tracks	8/6/2004	1.10E+04
1391	RR Tracks	8/6/2004	1.08E+04
1392	RR Tracks	8/6/2004	1.23E+04
1393	RR Tracks	8/6/2004	1.17E+04
1394	RR Tracks	8/6/2004	1.26E+04
1395	RR Tracks	8/6/2004	1.31E+04
1396	RR Tracks	8/6/2004	1.26E+04
1397	RR Tracks	8/6/2004	1.09E+04
1398	RR Tracks	8/6/2004	1.27E+04
1399	RR Tracks	8/6/2004	1.18E+04
1400	RR Tracks	8/6/2004	1.16E+04
1401	RR Tracks	8/6/2004	1.40E+04
1402	RR Tracks	8/6/2004	1.30E+04
1403	RR Tracks	8/6/2004	1.40E+04
1404	RR Tracks	8/6/2004	1.21E+04
1405	RR Tracks	8/6/2004	1.17E+04
1406	RR Tracks	8/6/2004	9.62E+03
1407	RR Tracks	8/6/2004	1.14E+04
1408	RR Tracks	8/6/2004	1.11E+04
1409	RR Tracks	8/6/2004	1.10E+04
1410	RR Tracks	8/6/2004	9.68E+03
1411	RR Tracks	8/6/2004	1.14E+04
1412	RR Tracks	8/6/2004	1.13E+04
1413	RR Tracks	8/6/2004	1.10E+04
1414	RR Tracks	8/6/2004	1.14E+04
1415	RR Tracks	8/6/2004	9.60E+03
1416	RR Tracks	8/6/2004	9.71E+03
1417	RR Tracks	8/6/2004	1.03E+04
1418	RR Tracks	8/6/2004	1.11E+04
1419	RR Tracks	8/6/2004	9.82E+03
1420	RR Tracks	8/6/2004	1.01E+04
1421	RR Tracks	8/6/2004	1.22E+04
1422	RR Tracks	8/6/2004	1.13E+04
1423	RR Tracks	8/6/2004	1.08E+04
1424	RR Tracks	8/6/2004	1.13E+04
1425	RR Tracks	8/6/2004	1.19E+04
1426	RR Tracks	8/6/2004	1.11E+04
1427	RR Tracks	8/6/2004	1.07E+04
1428	RR Tracks	8/6/2004	1.17E+04
1429	RR Tracks	8/6/2004	1.07E+04
1430	RR Tracks	8/6/2004	9.54E+03
1431	RR Tracks	8/6/2004	1.04E+04
1432	RR Tracks	8/6/2004	1.24E+04
1433	RR Tracks	8/6/2004	1.43E+04
1434	RR Tracks	8/6/2004	1.38E+04
1435	RR Tracks	8/6/2004	1.26E+04
1436	RR Tracks	8/6/2004	1.18E+04
1437	RR Tracks	8/6/2004	1.29E+04
1438	RR Tracks	8/6/2004	1.47E+04
1439	RR Tracks	8/6/2004	1.29E+04
1440	RR Tracks	8/6/2004	1.60E+04
1441	RR Tracks	8/6/2004	1.21E+04
1442	RR Tracks	8/6/2004	1.26E+04
1443	RR Tracks	8/6/2004	1.18E+04
1444	RR Tracks	8/6/2004	1.26E+04
1445	RR Tracks	8/6/2004	1.10E+04
1446	RR Tracks	8/6/2004	1.27E+04
1447	RR Tracks	8/6/2004	1.19E+04
1448	RR Tracks	8/6/2004	1.25E+04
1449	RR Tracks	8/6/2004	1.28E+04

RVAAP West Tank Farm Gamma Scan Data Sheet

Survey Point	Survey Unit	Date Surveyed	Gross CPM
1450	RR Tracks	8/6/2004	**1.45E+04**
1451	RR Tracks	8/6/2004	**1.47E+04**
1452	RR Tracks	8/6/2004	**1.37E+04**
1453	RR Tracks	8/6/2004	**1.56E+04**
1454	RR Tracks	8/6/2004	**1.24E+04**
1455	RR Tracks	8/6/2004	**1.30E+04**
1456	RR Tracks	8/6/2004	**1.23E+04**
1457	RR Tracks	8/6/2004	**1.31E+04**
1458	RR Tracks	8/6/2004	**1.20E+04**
1459	RR Tracks	8/6/2004	**1.38E+04**
1460	RR Tracks	8/6/2004	**1.25E+04**
1461	RR Tracks	8/6/2004	**1.10E+04**
1462	RR Tracks	8/6/2004	**1.25E+04**
1463	RR Tracks	8/6/2004	**1.29E+04**
1464	RR Tracks	8/6/2004	**1.38E+04**
1465	RR Tracks	8/6/2004	**1.32E+04**
1466	RR Tracks	8/6/2004	**1.25E+04**
1467	RR Tracks	8/6/2004	**1.36E+04**
1468	RR Tracks	8/6/2004	**1.17E+04**
1469	RR Tracks	8/6/2004	**1.34E+04**
1470	RR Tracks	8/6/2004	**1.25E+04**
1471	RR Tracks	8/6/2004	**1.42E+04**
1472	RR Tracks	8/6/2004	**1.10E+04**
1473	RR Tracks	8/6/2004	**1.07E+04**
1474	RR Tracks	8/6/2004	**1.22E+04**
1475	RR Tracks	8/6/2004	**1.27E+04**
1476	RR Tracks	8/6/2004	**1.40E+04**
1477	RR Tracks	8/6/2004	**1.24E+04**
1478	RR Tracks	8/6/2004	**1.13E+04**
1479	RR Tracks	8/6/2004	**1.27E+04**
1480	RR Tracks	8/6/2004	**1.09E+04**
1481	RR Tracks	8/6/2004	**1.05E+04**
1482	RR Tracks	8/6/2004	**1.11E+04**
1483	RR Tracks	8/6/2004	**1.06E+04**
1484	RR Tracks	8/6/2004	**1.02E+04**
1485	RR Tracks	8/6/2004	**1.16E+04**
1486	RR Tracks	8/6/2004	**1.00E+04**
1487	RR Tracks	8/6/2004	**1.16E+04**
1488	RR Tracks	8/6/2004	**1.13E+04**
1489	RR Tracks	8/6/2004	**1.12E+04**
1490	RR Tracks	8/6/2004	**1.22E+04**
1491	RR Tracks	8/6/2004	**1.14E+04**
1492	RR Tracks	8/6/2004	**1.12E+04**
1493	RR Tracks	8/6/2004	**1.13E+04**
1494	RR Tracks	8/6/2004	**1.16E+04**
1495	RR Tracks	8/6/2004	**1.25E+04**
1496	RR Tracks	8/6/2004	**1.24E+04**
1497	RR Tracks	8/6/2004	**1.12E+04**
1498	RR Tracks	8/6/2004	**1.22E+04**
1499	RR Tracks	8/6/2004	**1.06E+04**
1500	RR Tracks	8/6/2004	**1.17E+04**
1501	RR Tracks	8/6/2004	**1.11E+04**
1502	RR Tracks	8/6/2004	**1.13E+04**
1503	RR Tracks	8/6/2004	**1.25E+04**
1504	RR Tracks	8/6/2004	**1.20E+04**
1505	RR Tracks	8/6/2004	**1.22E+04**
1506	RR Tracks	8/6/2004	**1.24E+04**
1507	RR Tracks	8/6/2004	**1.16E+04**
1508	RR Tracks	8/6/2004	**1.16E+04**
1509	RR Tracks	8/6/2004	**1.19E+04**
1510	RR Tracks	8/6/2004	**1.07E+04**
1511	RR Tracks	8/6/2004	**1.13E+04**
1512	RR Tracks	8/6/2004	**1.16E+04**

RVAAP West Tank Farm Gamma Scan Data Sheet

Survey Point	Survey Unit	Date Surveyed	Gross CPM
1513	RR Tracks	8/6/2004	**1.16E+04**
1514	RR Tracks	8/6/2004	**1.19E+04**
1515	RR Tracks	8/6/2004	**1.22E+04**
1516	RR Tracks	8/6/2004	**1.18E+04**
1517	RR Tracks	8/6/2004	**1.15E+04**
1518	RR Tracks	8/6/2004	**1.11E+04**
1519	RR Tracks	8/6/2004	**1.17E+04**
1520	RR Tracks	8/6/2004	**1.13E+04**
1521	RR Tracks	8/6/2004	**1.10E+04**
1522	RR Tracks	8/6/2004	**1.11E+04**
1523	RR Tracks	8/6/2004	**1.13E+04**
1524	RR Tracks	8/6/2004	**1.09E+04**
1525	RR Tracks	8/6/2004	**1.12E+04**
1526	RR Tracks	8/6/2004	**1.19E+04**
1527	RR Tracks	8/6/2004	**1.21E+04**
1528	RR Tracks	8/6/2004	**1.16E+04**
1529	RR Tracks	8/6/2004	**1.20E+04**
1530	RR Tracks	8/6/2004	**1.13E+04**
1531	RR Tracks	8/6/2004	**1.09E+04**
1532	RR Tracks	8/6/2004	**1.11E+04**
1533	RR Tracks	8/6/2004	**1.07E+04**
1534	RR Tracks	8/6/2004	**1.19E+04**
1535	RR Tracks	8/6/2004	**1.20E+04**
1536	RR Tracks	8/6/2004	**1.07E+04**
1537	RR Tracks	8/6/2004	**9.87E+03**
1538	RR Tracks	8/6/2004	**1.22E+04**
1539	RR Tracks	8/6/2004	**1.11E+04**
1540	RR Tracks	8/6/2004	**1.10E+04**
1541	RR Tracks	8/6/2004	**1.16E+04**
1542	RR Tracks	8/6/2004	**1.38E+04**
1543	RR Tracks	8/6/2004	**1.01E+04**
1544	RR Tracks	8/6/2004	**1.08E+04**
1545	RR Tracks	8/6/2004	**1.16E+04**
1546	RR Tracks	8/6/2004	**1.11E+04**
1547	RR Tracks	8/6/2004	**1.08E+04**
1548	RR Tracks	8/6/2004	**1.21E+04**
1549	RR Tracks	8/6/2004	**1.16E+04**
1550	RR Tracks	8/6/2004	**1.17E+04**
1551	RR Tracks	8/6/2004	**1.16E+04**
1552	RR Tracks	8/6/2004	**1.20E+04**
1553	RR Tracks	8/6/2004	**1.06E+04**
1554	RR Tracks	8/6/2004	**1.13E+04**
1555	RR Tracks	8/6/2004	**1.17E+04**
1556	RR Tracks	8/6/2004	**1.09E+04**
1557	RR Tracks	8/6/2004	**1.26E+04**
1558	RR Tracks	8/6/2004	**1.32E+04**
1559	RR Tracks	8/6/2004	**1.11E+04**
1560	RR Tracks	8/6/2004	**1.27E+04**
1561	RR Tracks	8/6/2004	**1.14E+04**
1562	RR Tracks	8/6/2004	**1.19E+04**
1563	RR Tracks	8/6/2004	**1.20E+04**
1564	RR Tracks	8/6/2004	**1.17E+04**
1565	RR Tracks	8/6/2004	**1.26E+04**
1566	RR Tracks	8/6/2004	**1.13E+04**
1567	RR Tracks	8/6/2004	**1.04E+04**
1568	RR Tracks	8/6/2004	**1.46E+04**
1569	RR Tracks	8/6/2004	**1.32E+04**
1570	RR Tracks	8/6/2004	**1.31E+04**
1571	RR Tracks	8/6/2004	**1.15E+04**
1572	RR Tracks	8/6/2004	**1.19E+04**
1573	RR Tracks	8/6/2004	**1.14E+04**
1574	RR Tracks	8/6/2004	**1.20E+04**
1575	RR Tracks	8/6/2004	**1.03E+04**

RVAAP West Tank Farm Gamma Scan Data Sheet

Survey Point	Survey Unit	Date Surveyed	Gross CPM
1576	RR Tracks	8/6/2004	**1.11E+04**
1577	RR Tracks	8/6/2004	**1.08E+04**
1578	RR Tracks	8/6/2004	**1.11E+04**
1579	RR Tracks	8/6/2004	**9.94E+03**
1580	RR Tracks	8/6/2004	**1.22E+04**
1581	RR Tracks	8/6/2004	**1.25E+04**
1582	RR Tracks	8/6/2004	**1.11E+04**
1583	RR Tracks	8/6/2004	**1.11E+04**
1584	RR Tracks	8/6/2004	**1.04E+04**
1585	RR Tracks	8/6/2004	**1.12E+04**
1586	RR Tracks	8/6/2004	**1.14E+04**
1587	RR Tracks	8/6/2004	**1.12E+04**
1588	RR Tracks	8/6/2004	**1.11E+04**
1589	RR Tracks	8/6/2004	**1.17E+04**
1590	RR Tracks	8/6/2004	**1.11E+04**
1591	RR Tracks	8/6/2004	**1.02E+04**
1592	RR Tracks	8/6/2004	**1.10E+04**
1593	RR Tracks	8/6/2004	**1.05E+04**
1594	RR Tracks	8/6/2004	**1.03E+04**
1595	RR Tracks	8/6/2004	**1.21E+04**
1596	RR Tracks	8/6/2004	**1.11E+04**
1597	RR Tracks	8/6/2004	**9.91E+03**
1598	RR Tracks	8/6/2004	**1.05E+04**
1599	RR Tracks	8/6/2004	**1.05E+04**
1600	RR Tracks	8/6/2004	**1.20E+04**
1601	RR Tracks	8/6/2004	**1.08E+04**
1602	RR Tracks	8/6/2004	**1.22E+04**
1603	RR Tracks	8/6/2004	**1.12E+04**
1604	RR Tracks	8/6/2004	**9.92E+03**
1605	RR Tracks	8/6/2004	**1.21E+04**
1606	RR Tracks	8/6/2004	**1.07E+04**
1607	RR Tracks	8/6/2004	**1.18E+04**
1608	RR Tracks	8/6/2004	**1.28E+04**
1609	RR Tracks	8/6/2004	**1.25E+04**
1610	RR Tracks	8/6/2004	**1.42E+04**
1611	RR Tracks	8/6/2004	**1.10E+04**
1612	RR Tracks	8/6/2004	**1.29E+04**
1613	RR Tracks	8/6/2004	**1.25E+04**
1614	RR Tracks	8/6/2004	**1.04E+04**
1615	RR Tracks	8/6/2004	**1.06E+04**
1616	RR Tracks	8/6/2004	**1.04E+04**
1617	RR Tracks	8/6/2004	**1.04E+04**
1618	RR Tracks	8/6/2004	**1.05E+04**
1619	RR Tracks	8/6/2004	**1.08E+04**
1620	RR Tracks	8/6/2004	**1.06E+04**
1621	RR Tracks	8/6/2004	**9.52E+03**
1622	RR Tracks	8/6/2004	**1.12E+04**
1623	RR Tracks	8/6/2004	**9.79E+03**
1624	RR Tracks	8/6/2004	**1.01E+04**
1625	RR Tracks	8/6/2004	**1.09E+04**
1626	RR Tracks	8/6/2004	**1.11E+04**
1627	RR Tracks	8/6/2004	**1.01E+04**
1628	RR Tracks	8/6/2004	**1.15E+04**
1629	RR Tracks	8/6/2004	**1.05E+04**
1630	RR Tracks	8/6/2004	**1.07E+04**
1631	RR Tracks	8/6/2004	**1.07E+04**
1632	RR Tracks	8/6/2004	**1.06E+04**
1633	RR Tracks	8/6/2004	**1.08E+04**
1634	RR Tracks	8/6/2004	**1.02E+04**
1635	RR Tracks	8/6/2004	**1.09E+04**
1636	RR Tracks	8/6/2004	**1.05E+04**
1637	RR Tracks	8/6/2004	**1.24E+04**
1638	RR Tracks	8/6/2004	**1.11E+04**

Survey Point	Survey Unit	Date Surveyed	Gross CPM
1639	RR Tracks	8/6/2004	**1.15E+04**
1640	RR Tracks	8/6/2004	**1.12E+04**
1641	RR Tracks	8/6/2004	**1.24E+04**
1642	RR Tracks	8/6/2004	**1.09E+04**
1643	RR Tracks	8/6/2004	**1.26E+04**
1644	RR Tracks	8/6/2004	**1.13E+04**
1645	RR Tracks	8/6/2004	**1.19E+04**
1646	RR Tracks	8/6/2004	**9.67E+03**
1647	RR Tracks	8/6/2004	**1.13E+04**
1648	RR Tracks	8/6/2004	**1.21E+04**
1649	RR Tracks	8/6/2004	**1.15E+04**
1650	RR Tracks	8/6/2004	**1.16E+04**
1651	RR Tracks	8/6/2004	**1.15E+04**
1652	RR Tracks	8/6/2004	**1.19E+04**
1653	RR Tracks	8/6/2004	**1.11E+04**
1654	RR Tracks	8/6/2004	**1.16E+04**
1655	RR Tracks	8/6/2004	**1.23E+04**
1656	RR Tracks	8/6/2004	**1.26E+04**
1657	RR Tracks	8/6/2004	**1.48E+04**
1658	RR Tracks	8/6/2004	**1.20E+04**
1659	RR Tracks	8/6/2004	**1.17E+04**
1660	RR Tracks	8/6/2004	**1.11E+04**
1661	RR Tracks	8/6/2004	**1.26E+04**
1662	RR Tracks	8/6/2004	**1.10E+04**
1663	RR Tracks	8/6/2004	**1.05E+04**
1664	RR Tracks	8/6/2004	**1.23E+04**
1665	RR Tracks	8/6/2004	**1.11E+04**
1666	RR Tracks	8/6/2004	**1.19E+04**
1667	RR Tracks	8/6/2004	**1.43E+04**
1668	RR Tracks	8/6/2004	**1.32E+04**
1669	RR Tracks	8/6/2004	**1.34E+04**
1670	RR Tracks	8/6/2004	**1.52E+04**
1671	RR Tracks	8/6/2004	**1.56E+04**
1672	RR Tracks	8/6/2004	**1.80E+04**
1673	RR Tracks	8/6/2004	**1.57E+04**
1674	RR Tracks	8/6/2004	**1.46E+04**
1675	RR Tracks	8/6/2004	**1.49E+04**
1676	RR Tracks	8/6/2004	**1.17E+04**
1677	RR Tracks	8/6/2004	**1.30E+04**
1678	RR Tracks	8/6/2004	**1.38E+04**
1679	RR Tracks	8/6/2004	**1.42E+04**
1680	RR Tracks	8/6/2004	**1.33E+04**
1681	RR Tracks	8/6/2004	**1.41E+04**
1682	RR Tracks	8/6/2004	**1.33E+04**
1683	RR Tracks	8/6/2004	**1.25E+04**
1684	RR Tracks	8/6/2004	**1.57E+04**
1685	RR Tracks	8/6/2004	**1.32E+04**
1686	RR Tracks	8/6/2004	**1.35E+04**
1687	RR Tracks	8/6/2004	**1.36E+04**
1688	RR Tracks	8/6/2004	**1.45E+04**
1689	RR Tracks	8/6/2004	**1.36E+04**
1690	RR Tracks	8/6/2004	**1.41E+04**
1691	RR Tracks	8/6/2004	**1.44E+04**
1692	RR Tracks	8/6/2004	**1.43E+04**
1693	RR Tracks	8/6/2004	**1.56E+04**
1694	RR Tracks	8/6/2004	**1.44E+04**
1695	RR Tracks	8/6/2004	**1.33E+04**
1696	RR Tracks	8/6/2004	**1.30E+04**
1697	RR Tracks	8/6/2004	**1.22E+04**
1698	RR Tracks	8/6/2004	**1.25E+04**
1699	RR Tracks	8/6/2004	**1.31E+04**
1700	RR Tracks	8/6/2004	**1.20E+04**
1701	RR Tracks	8/6/2004	**1.55E+04**

RVAAP West Tank Farm Gamma Scan Data Sheet

Survey Point	Survey Unit	Date Surveyed	Gross CPM
1702	RR Tracks	8/6/2004	1.44E+04
1703	RR Tracks	8/6/2004	1.28E+04
1704	RR Tracks	8/6/2004	1.29E+04
1705	RR Tracks	8/6/2004	1.42E+04
1706	RR Tracks	8/6/2004	1.52E+04
1707	RR Tracks	8/6/2004	1.63E+04
1708	RR Tracks	8/6/2004	1.42E+04
1709	RR Tracks	8/6/2004	1.42E+04
1710	RR Tracks	8/6/2004	1.51E+04
1711	RR Tracks	8/6/2004	1.49E+04
1712	RR Tracks	8/6/2004	1.45E+04
1713	RR Tracks	8/6/2004	1.51E+04
1714	RR Tracks	8/6/2004	1.44E+04
1715	RR Tracks	8/6/2004	1.53E+04
1716	RR Tracks	8/6/2004	1.50E+04
1717	RR Tracks	8/6/2004	1.49E+04
1718	RR Tracks	8/6/2004	1.50E+04
1719	RR Tracks	8/6/2004	1.47E+04
1720	RR Tracks	8/6/2004	1.56E+04
1721	RR Tracks	8/6/2004	1.53E+04
1722	RR Tracks	8/6/2004	1.55E+04
1723	RR Tracks	8/6/2004	1.55E+04
1724	RR Tracks	8/6/2004	1.53E+04
1725	RR Tracks	8/6/2004	1.52E+04
1726	RR Tracks	8/6/2004	1.52E+04
1727	RR Tracks	8/6/2004	1.52E+04
1728	RR Tracks	8/6/2004	1.54E+04
1729	RR Tracks	8/6/2004	1.31E+04
1730	RR Tracks	8/6/2004	1.56E+04
1731	RR Tracks	8/6/2004	1.54E+04
1732	RR Tracks	8/6/2004	1.53E+04
1733	RR Tracks	8/6/2004	1.54E+04
1734	RR Tracks	8/6/2004	1.53E+04
1735	RR Tracks	8/6/2004	1.34E+04
1736	RR Tracks	8/6/2004	1.22E+04
1737	RR Tracks	8/6/2004	1.28E+04
1738	RR Tracks	8/6/2004	1.14E+04
1739	RR Tracks	8/6/2004	1.11E+04
1740	RR Tracks	8/6/2004	1.18E+04
1741	RR Tracks	8/6/2004	1.28E+04
1742	RR Tracks	8/6/2004	1.27E+04
1743	RR Tracks	8/6/2004	1.10E+04
1744	RR Tracks	8/6/2004	1.30E+04
1745	RR Tracks	8/6/2004	1.20E+04
1746	RR Tracks	8/6/2004	1.15E+04
1747	RR Tracks	8/6/2004	1.16E+04
1748	RR Tracks	8/6/2004	1.11E+04
1749	RR Tracks	8/6/2004	1.19E+04
1750	RR Tracks	8/6/2004	1.11E+04
1751	RR Tracks	8/6/2004	1.16E+04
1752	RR Tracks	8/6/2004	1.19E+04
1753	RR Tracks	8/6/2004	1.23E+04
1754	RR Tracks	8/6/2004	1.33E+04
1755	RR Tracks	8/6/2004	1.06E+04
1756	RR Tracks	8/6/2004	1.23E+04
1757	RR Tracks	8/6/2004	1.14E+04
1758	RR Tracks	8/6/2004	1.21E+04
1759	RR Tracks	8/6/2004	1.16E+04
1760	RR Tracks	8/6/2004	1.07E+04
1761	RR Tracks	8/6/2004	1.21E+04
1762	RR Tracks	8/6/2004	1.12E+04
1763	RR Tracks	8/6/2004	1.08E+04
1764	RR Tracks	8/6/2004	1.11E+04

RVAAP West Tank Farm Gamma Scan Data Sheet

Survey Point	Survey Unit	Date Surveyed	Gross CPM
1765	RR Tracks	8/6/2004	**1.34E+04**
1766	RR Tracks	8/6/2004	**1.22E+04**
1767	RR Tracks	8/6/2004	**1.21E+04**
1768	RR Tracks	8/6/2004	**1.22E+04**
1769	RR Tracks	8/6/2004	**1.06E+04**
1770	RR Tracks	8/6/2004	**1.14E+04**
1771	RR Tracks	8/6/2004	**1.19E+04**
1772	RR Tracks	8/6/2004	**1.03E+04**
1773	RR Tracks	8/6/2004	**1.06E+04**
1774	RR Tracks	8/6/2004	**1.15E+04**
1775	RR Tracks	8/6/2004	**1.11E+04**
1776	RR Tracks	8/6/2004	**1.10E+04**
1777	RR Tracks	8/6/2004	**1.19E+04**
1778	RR Tracks	8/6/2004	**1.07E+04**
1779	RR Tracks	8/6/2004	**1.07E+04**
1780	RR Tracks	8/6/2004	**1.17E+04**
1781	RR Tracks	8/6/2004	**1.11E+04**
1782	RR Tracks	8/6/2004	**1.25E+04**
1783	RR Tracks	8/6/2004	**1.23E+04**
1784	RR Tracks	8/6/2004	**1.16E+04**
1785	RR Tracks	8/6/2004	**1.16E+04**
1786	RR Tracks	8/6/2004	**1.31E+04**
1787	RR Tracks	8/6/2004	**1.28E+04**
1788	RR Tracks	8/6/2004	**1.22E+04**
1789	RR Tracks	8/6/2004	**1.27E+04**
1790	RR Tracks	8/6/2004	**1.07E+04**
1791	RR Tracks	8/6/2004	**1.15E+04**
1792	RR Tracks	8/6/2004	**1.09E+04**
1793	RR Tracks	8/6/2004	**1.11E+04**
1794	RR Tracks	8/6/2004	**1.13E+04**
1795	RR Tracks	8/6/2004	**1.12E+04**
1796	RR Tracks	8/6/2004	**1.29E+04**
1797	RR Tracks	8/6/2004	**1.13E+04**
1798	RR Tracks	8/6/2004	**1.04E+04**
1799	RR Tracks	8/6/2004	**1.12E+04**
1800	RR Tracks	8/6/2004	**1.15E+04**
1801	RR Tracks	8/6/2004	**1.16E+04**
1802	RR Tracks	8/6/2004	**1.20E+04**
1803	RR Tracks	8/6/2004	**1.10E+04**
1804	RR Tracks	8/6/2004	**1.13E+04**
1805	RR Tracks	8/6/2004	**1.26E+04**
1806	RR Tracks	8/6/2004	**1.24E+04**
1807	RR Tracks	8/6/2004	**1.27E+04**
1808	RR Tracks	8/6/2004	**1.16E+04**
1809	RR Tracks	8/6/2004	**1.26E+04**
1810	RR Tracks	8/6/2004	**1.13E+04**
1811	RR Tracks	8/6/2004	**1.16E+04**
1812	RR Tracks	8/6/2004	**1.26E+04**
1813	RR Tracks	8/6/2004	**1.11E+04**
1814	RR Tracks	8/6/2004	**1.36E+04**
1815	RR Tracks	8/6/2004	**1.10E+04**
1816	RR Tracks	8/6/2004	**1.08E+04**
1817	RR Tracks	8/6/2004	**1.08E+04**
1818	RR Tracks	8/6/2004	**1.15E+04**
1819	RR Tracks	8/6/2004	**1.21E+04**
1820	RR Tracks	8/6/2004	**1.05E+04**
1821	RR Tracks	8/6/2004	**1.18E+04**
1822	RR Tracks	8/6/2004	**1.22E+04**
1823	RR Tracks	8/6/2004	**1.17E+04**
1824	RR Tracks	8/6/2004	**1.14E+04**
1825	RR Tracks	8/6/2004	**1.12E+04**
1826	RR Tracks	8/6/2004	**1.27E+04**
1827	RR Tracks	8/6/2004	**1.02E+04**

RVAAP West Tank Farm Gamma Scan Data Sheet

Survey Point	Survey Unit	Date Surveyed	Gross CPM
1828	RR Tracks	8/6/2004	**1.13E+04**
1829	RR Tracks	8/6/2004	**1.27E+04**
1830	RR Tracks	8/6/2004	**1.14E+04**
1831	RR Tracks	8/6/2004	**1.14E+04**
1832	RR Tracks	8/6/2004	**1.15E+04**
1833	RR Tracks	8/6/2004	**1.28E+04**
1834	RR Tracks	8/6/2004	**1.21E+04**
1835	RR Tracks	8/6/2004	**1.00E+04**
1836	RR Tracks	8/6/2004	**1.14E+04**
1837	RR Tracks	8/6/2004	**1.26E+04**
1838	RR Tracks	8/6/2004	**1.11E+04**
1839	RR Tracks	8/6/2004	**1.23E+04**
1840	RR Tracks	8/6/2004	**1.15E+04**
1841	RR Tracks	8/6/2004	**1.18E+04**
1842	RR Tracks	8/6/2004	**1.21E+04**
1843	RR Tracks	8/6/2004	**1.17E+04**
1844	RR Tracks	8/6/2004	**1.33E+04**
1845	RR Tracks	8/6/2004	**1.11E+04**
1846	RR Tracks	8/6/2004	**1.28E+04**
1847	RR Tracks	8/6/2004	**1.32E+04**
1848	RR Tracks	8/6/2004	**1.45E+04**
1849	RR Tracks	8/6/2004	**1.56E+04**
1850	RR Tracks	8/6/2004	**1.57E+04**
1851	RR Tracks	8/6/2004	**1.33E+04**
1852	RR Tracks	8/6/2004	**1.39E+04**
1853	RR Tracks	8/6/2004	**1.30E+04**
1854	RR Tracks	8/6/2004	**1.25E+04**
1855	RR Tracks	8/6/2004	**1.29E+04**
1856	RR Tracks	8/6/2004	**1.29E+04**
1857	RR Tracks	8/6/2004	**1.35E+04**
1858	RR Tracks	8/6/2004	**1.29E+04**
1859	RR Tracks	8/6/2004	**1.24E+04**
1860	RR Tracks	8/6/2004	**1.29E+04**

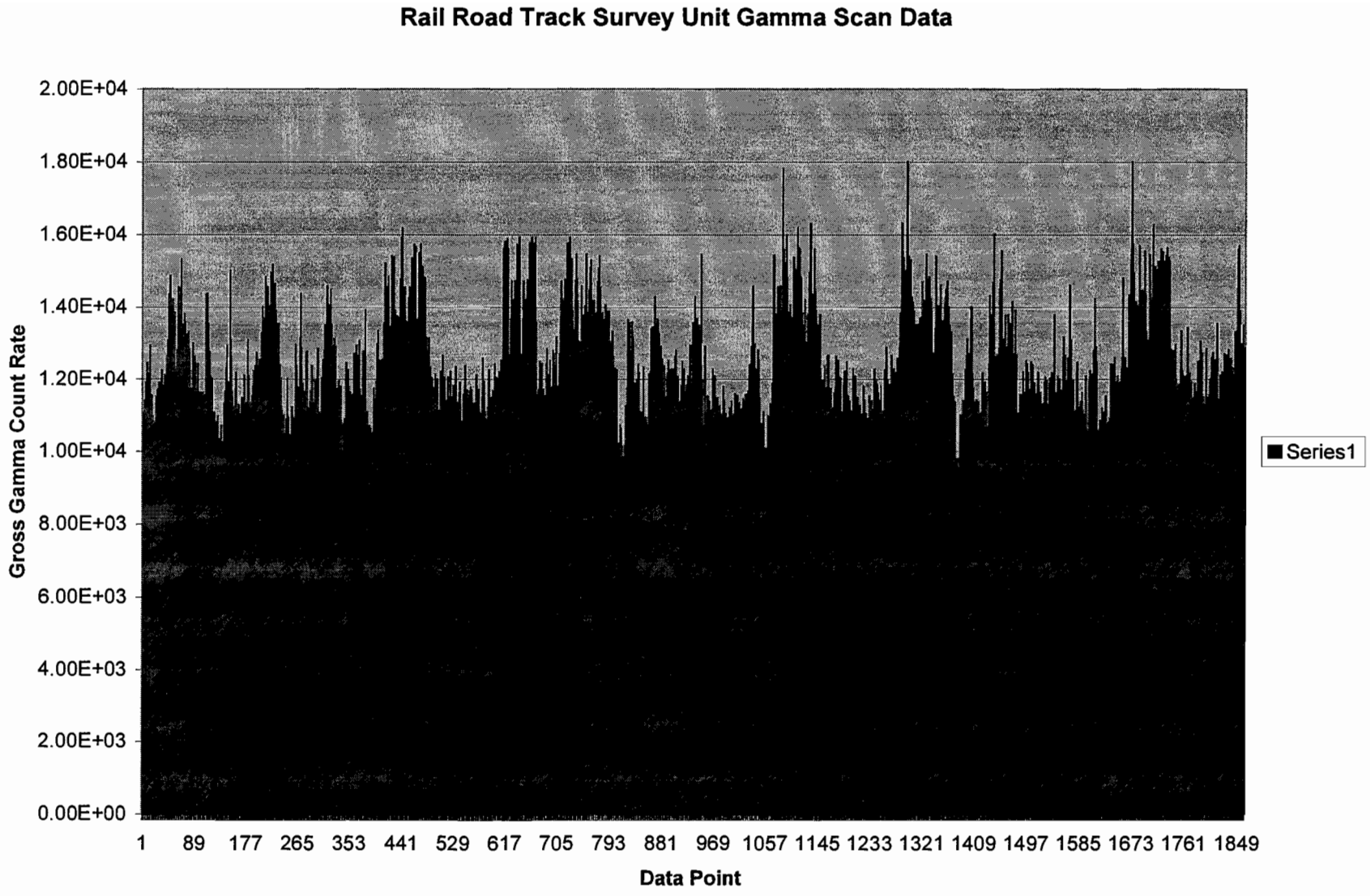
Rail Road Track Survey Unit Gamma Scan Data
Gross Gamma Count Rate
2.00E+04
1.80E+04
1.60E+04
1.40E+04
1.20E+04
1.00E+04
8.00E+03
6.00E+03
4.00E+03
2.00E+03
0.00E+00
1 89 177 265 353 441 529 617 705 793 881 969 1057 1145 1233 1321 1409 1497 1585 1673 1761 1849
Data Point
Series1

Survey Unit #1

RVAAP West Tank Farm Gamma Scan Data Sheet

Meter Model #: 2350-1
Meter S/N: 95337
Probe S/N: O20381
Cal Due Date: 5/3/2005
Surveyed By: Richard Kountz

Survey Point	Survey Unit	Date Surveyed	Gross CPM
0	SU1	7/29/2004	**8.88E+03**
1	SU1	7/29/2004	**9.05E+03**
2	SU1	7/29/2004	**9.21E+03**
3	SU1	7/29/2004	**9.52E+03**
4	SU1	7/29/2004	**1.12E+04**
5	SU1	7/29/2004	**8.72E+03**
6	SU1	7/29/2004	**8.33E+03**
7	SU1	7/29/2004	**9.03E+03**
8	SU1	7/29/2004	**8.60E+03**
9	SU1	7/29/2004	**9.05E+03**
10	SU1	7/29/2004	**1.01E+04**
11	SU1	7/29/2004	**9.55E+03**
12	SU1	7/29/2004	**1.09E+04**
13	SU1	7/29/2004	**1.01E+04**
14	SU1	7/29/2004	**1.00E+04**
15	SU1	7/29/2004	**1.01E+04**
16	SU1	7/29/2004	**9.89E+03**
17	SU1	7/29/2004	**9.90E+03**
18	SU1	7/29/2004	**8.65E+03**
19	SU1	7/29/2004	**1.00E+04**
20	SU1	7/29/2004	**9.70E+03**
21	SU1	7/29/2004	**1.18E+04**
22	SU1	7/29/2004	**1.04E+04**
23	SU1	7/29/2004	**9.46E+03**
24	SU1	7/29/2004	**9.73E+03**
25	SU1	7/29/2004	**1.20E+04**
26	SU1	7/29/2004	**9.96E+03**
27	SU1	7/29/2004	**1.02E+04**
28	SU1	7/29/2004	**1.15E+04**
29	SU1	7/29/2004	**9.23E+03**
30	SU1	7/29/2004	**9.85E+03**
31	SU1	7/29/2004	**8.19E+03**
32	SU1	7/29/2004	**6.65E+03**
33	SU1	7/29/2004	**5.72E+03**
34	SU1	7/29/2004	**7.14E+03**
35	SU1	7/29/2004	**6.74E+03**
36	SU1	7/29/2004	**6.67E+03**
37	SU1	7/29/2004	**7.49E+03**
38	SU1	7/29/2004	**8.99E+03**
39	SU1	7/29/2004	**6.38E+03**
40	SU1	7/29/2004	**6.57E+03**
41	SU1	7/29/2004	**7.94E+03**
42	SU1	7/29/2004	**8.07E+03**
43	SU1	7/29/2004	**6.88E+03**
44	SU1	7/29/2004	**6.90E+03**
45	SU1	7/29/2004	**6.45E+03**
46	SU1	7/29/2004	**6.95E+03**
47	SU1	7/29/2004	**7.03E+03**
48	SU1	7/29/2004	**7.59E+03**
49	SU1	7/29/2004	**7.93E+03**

RVAAP West Tank Farm Gamma Scan Data Sheet

Survey Point	Survey Unit	Date Surveyed	Gross CPM
50	SU1	7/29/2004	**7.21E+03**
51	SU1	7/29/2004	**7.51E+03**
52	SU1	7/29/2004	**6.95E+03**
53	SU1	7/29/2004	**7.91E+03**
54	SU1	7/29/2004	**6.96E+03**
55	SU1	7/29/2004	**6.50E+03**
56	SU1	7/29/2004	**6.99E+03**
57	SU1	7/29/2004	**5.60E+03**
58	SU1	7/29/2004	**7.19E+03**
59	SU1	7/29/2004	**6.90E+03**
60	SU1	7/29/2004	**7.21E+03**
61	SU1	7/29/2004	**7.41E+03**
62	SU1	7/29/2004	**6.80E+03**
63	SU1	7/29/2004	**6.71E+03**
64	SU1	7/29/2004	**8.39E+03**
65	SU1	7/29/2004	**7.44E+03**
66	SU1	7/29/2004	**7.88E+03**
67	SU1	7/29/2004	**7.95E+03**
68	SU1	7/29/2004	**8.17E+03**
69	SU1	7/29/2004	**6.21E+03**
70	SU1	7/29/2004	**7.23E+03**
71	SU1	7/29/2004	**6.69E+03**
72	SU1	7/29/2004	**6.93E+03**
73	SU1	7/29/2004	**8.11E+03**
74	SU1	7/29/2004	**1.18E+04**
75	SU1	7/29/2004	**1.11E+04**
76	SU1	7/29/2004	**1.02E+04**
77	SU1	7/29/2004	**1.07E+04**
78	SU1	7/29/2004	**1.29E+04**
79	SU1	7/29/2004	**1.10E+04**
80	SU1	7/29/2004	**1.04E+04**
81	SU1	7/29/2004	**9.35E+03**
82	SU1	7/29/2004	**9.86E+03**
83	SU1	7/29/2004	**1.17E+04**
84	SU1	7/29/2004	**9.34E+03**
85	SU1	7/29/2004	**9.80E+03**
86	SU1	7/29/2004	**9.65E+03**
87	SU1	7/29/2004	**1.02E+04**
88	SU1	7/29/2004	**8.77E+03**
89	SU1	7/29/2004	**1.02E+04**
90	SU1	7/29/2004	**1.05E+04**
91	SU1	7/29/2004	**9.42E+03**
92	SU1	7/29/2004	**1.01E+04**
93	SU1	7/29/2004	**8.55E+03**
94	SU1	7/29/2004	**8.78E+03**
95	SU1	7/29/2004	**1.01E+04**
96	SU1	7/29/2004	**9.80E+03**
97	SU1	7/29/2004	**9.19E+03**
98	SU1	7/29/2004	**1.15E+04**
99	SU1	7/29/2004	**1.04E+04**

RVAAP West Tank Farm Gamma Scan Data Sheet

Survey Point	Survey Unit	Date Surveyed	Gross CPM
100	SU1	7/29/2004	**1.05E+04**
101	SU1	7/29/2004	**1.03E+04**
102	SU1	7/29/2004	**1.05E+04**
103	SU1	7/29/2004	**1.18E+04**
104	SU1	7/29/2004	**9.50E+03**
105	SU1	7/29/2004	**1.10E+04**
106	SU1	7/29/2004	**1.15E+04**
107	SU1	7/29/2004	**1.22E+04**
108	SU1	7/29/2004	**9.57E+03**
109	SU1	7/29/2004	**1.27E+04**
110	SU1	7/29/2004	**1.28E+04**
111	SU1	7/29/2004	**1.10E+04**
112	SU1	7/29/2004	**1.20E+04**
113	SU1	7/29/2004	**8.54E+03**
114	SU1	7/29/2004	**8.05E+03**
115	SU1	7/29/2004	**7.10E+03**
116	SU1	7/29/2004	**6.73E+03**
117	SU1	7/29/2004	**7.60E+03**
118	SU1	7/29/2004	**7.85E+03**
119	SU1	7/29/2004	**7.74E+03**
120	SU1	7/29/2004	**7.28E+03**
121	SU1	7/29/2004	**7.18E+03**
122	SU1	7/29/2004	**8.23E+03**
123	SU1	7/29/2004	**6.42E+03**
124	SU1	7/29/2004	**7.69E+03**
125	SU1	7/29/2004	**7.75E+03**
126	SU1	7/29/2004	**7.91E+03**
127	SU1	7/29/2004	**7.99E+03**
128	SU1	7/29/2004	**7.36E+03**
129	SU1	7/29/2004	**7.36E+03**
130	SU1	7/29/2004	**8.04E+03**
131	SU1	7/29/2004	**7.29E+03**
132	SU1	7/29/2004	**6.53E+03**
133	SU1	7/29/2004	**6.88E+03**
134	SU1	7/29/2004	**7.32E+03**
135	SU1	7/29/2004	**5.81E+03**
136	SU1	7/29/2004	**7.28E+03**
137	SU1	7/29/2004	**9.07E+03**
138	SU1	7/29/2004	**1.26E+04**
139	SU1	7/29/2004	**1.12E+04**
140	SU1	7/29/2004	**1.20E+04**
141	SU1	7/29/2004	**1.07E+04**
142	SU1	7/29/2004	**1.18E+04**
143	SU1	7/29/2004	**1.14E+04**
144	SU1	7/29/2004	**1.20E+04**
145	SU1	7/29/2004	**1.24E+04**
146	SU1	7/29/2004	**1.08E+04**
147	SU1	7/29/2004	**1.14E+04**
148	SU1	7/29/2004	**1.01E+04**
149	SU1	7/29/2004	**1.23E+04**

RVAAP West Tank Farm Gamma Scan Data Sheet

Survey Point	Survey Unit	Date Surveyed	Gross CPM
150	SU1	7/29/2004	**1.05E+04**
151	SU1	7/29/2004	**1.22E+04**
152	SU1	7/29/2004	**1.04E+04**
153	SU1	7/29/2004	**9.59E+03**
154	SU1	7/29/2004	**1.00E+04**
155	SU1	7/29/2004	**1.13E+04**
156	SU1	7/29/2004	**9.47E+03**
157	SU1	7/29/2004	**1.16E+04**
158	SU1	7/29/2004	**1.03E+04**
159	SU1	7/29/2004	**9.97E+03**
160	SU1	7/29/2004	**9.33E+03**
161	SU1	7/29/2004	**8.32E+03**
162	SU1	7/29/2004	**8.18E+03**
163	SU1	7/29/2004	**9.31E+03**
164	SU1	7/29/2004	**7.87E+03**
165	SU1	7/29/2004	**9.28E+03**
166	SU1	7/29/2004	**8.25E+03**
167	SU1	7/29/2004	**9.01E+03**
168	SU1	7/29/2004	**8.95E+03**
169	SU1	7/29/2004	**8.39E+03**
170	SU1	7/29/2004	**1.06E+04**
171	SU1	7/29/2004	**9.69E+03**
172	SU1	7/29/2004	**1.08E+04**
173	SU1	7/29/2004	**8.88E+03**
174	SU1	7/29/2004	**9.77E+03**
175	SU1	7/29/2004	**1.09E+04**
176	SU1	7/29/2004	**1.10E+04**
177	SU1	7/29/2004	**1.26E+04**
178	SU1	7/29/2004	**1.23E+04**
179	SU1	7/29/2004	**1.14E+04**
180	SU1	7/29/2004	**1.34E+04**
181	SU1	7/29/2004	**1.15E+04**
182	SU1	7/29/2004	**1.23E+04**
183	SU1	7/29/2004	**1.35E+04**
184	SU1	7/29/2004	**1.16E+04**
185	SU1	7/29/2004	**1.26E+04**
186	SU1	7/29/2004	**1.10E+04**
187	SU1	7/29/2004	**1.10E+04**
188	SU1	7/29/2004	**1.08E+04**
189	SU1	7/29/2004	**1.11E+04**
190	SU1	7/29/2004	**1.13E+04**
191	SU1	7/29/2004	**1.11E+04**
192	SU1	7/29/2004	**1.10E+04**
193	SU1	7/29/2004	**1.26E+04**
194	SU1	7/29/2004	**1.05E+04**
195	SU1	7/29/2004	**1.14E+04**
196	SU1	7/29/2004	**1.16E+04**
197	SU1	7/29/2004	**1.13E+04**
198	SU1	7/29/2004	**8.71E+03**
199	SU1	7/29/2004	**7.66E+03**

RVAAP West Tank Farm Gamma Scan Data Sheet

Survey Point	Survey Unit	Date Surveyed	Gross CPM
200	SU1	7/29/2004	7.51E+03
201	SU1	7/29/2004	6.90E+03
202	SU1	7/29/2004	6.55E+03
203	SU1	7/29/2004	6.78E+03
204	SU1	7/29/2004	7.40E+03
205	SU1	7/29/2004	7.85E+03
206	SU1	7/29/2004	8.27E+03
207	SU1	7/29/2004	7.87E+03
208	SU1	7/29/2004	8.07E+03
209	SU1	7/29/2004	6.68E+03
210	SU1	7/29/2004	6.75E+03
211	SU1	7/29/2004	7.27E+03
212	SU1	7/29/2004	7.75E+03
213	SU1	7/29/2004	7.53E+03
214	SU1	7/29/2004	7.64E+03
215	SU1	7/29/2004	6.10E+03
216	SU1	7/29/2004	7.48E+03
217	SU1	7/29/2004	7.26E+03
218	SU1	7/29/2004	9.25E+03
219	SU1	7/29/2004	9.55E+03
220	SU1	7/29/2004	1.22E+04
221	SU1	7/29/2004	1.33E+04
222	SU1	7/29/2004	1.19E+04
223	SU1	7/29/2004	1.24E+04
224	SU1	7/29/2004	1.20E+04
225	SU1	7/29/2004	1.18E+04
226	SU1	7/29/2004	1.13E+04
227	SU1	7/29/2004	1.21E+04
228	SU1	7/29/2004	1.11E+04
229	SU1	7/29/2004	1.03E+04
230	SU1	7/29/2004	1.10E+04
231	SU1	7/29/2004	1.12E+04
232	SU1	7/29/2004	1.33E+04
233	SU1	7/29/2004	1.49E+04
234	SU1	7/29/2004	1.29E+04
235	SU1	7/29/2004	1.11E+04
236	SU1	7/29/2004	1.16E+04
237	SU1	7/29/2004	9.67E+03
238	SU1	7/29/2004	9.65E+03
239	SU1	7/29/2004	1.00E+04
240	SU1	7/29/2004	1.22E+04
241	SU1	7/29/2004	9.90E+03
242	SU1	7/29/2004	8.92E+03
243	SU1	7/29/2004	9.60E+03
244	SU1	7/29/2004	9.91E+03
245	SU1	7/29/2004	1.06E+04
246	SU1	7/29/2004	8.89E+03
247	SU1	7/29/2004	1.04E+04
248	SU1	7/29/2004	1.00E+04
249	SU1	7/29/2004	1.08E+04

RVAAP West Tank Farm Gamma Scan Data Sheet

Survey Point	Survey Unit	Date Surveyed	Gross CPM
250	SU1	7/29/2004	**8.99E+03**
251	SU1	7/29/2004	**1.15E+04**
252	SU1	7/29/2004	**1.06E+04**
253	SU1	7/29/2004	**1.04E+04**
254	SU1	7/29/2004	**1.23E+04**
255	SU1	7/29/2004	**1.23E+04**
256	SU1	7/29/2004	**1.13E+04**
257	SU1	7/29/2004	**1.00E+04**
258	SU1	7/29/2004	**1.31E+04**
259	SU1	7/29/2004	**1.08E+04**
260	SU1	7/29/2004	**1.15E+04**
261	SU1	7/29/2004	**1.15E+04**
262	SU1	7/29/2004	**1.16E+04**
263	SU1	7/29/2004	**1.03E+04**
264	SU1	7/29/2004	**1.09E+04**
265	SU1	7/29/2004	**1.25E+04**
266	SU1	7/29/2004	**1.17E+04**
267	SU1	7/29/2004	**9.21E+03**
268	SU1	7/29/2004	**8.49E+03**
269	SU1	7/29/2004	**7.52E+03**
270	SU1	7/29/2004	**7.44E+03**
271	SU1	7/29/2004	**7.35E+03**
272	SU1	7/29/2004	**7.79E+03**
273	SU1	7/29/2004	**8.63E+03**
274	SU1	7/29/2004	**8.66E+03**
275	SU1	7/29/2004	**9.85E+03**
276	SU1	7/29/2004	**6.87E+03**
277	SU1	7/29/2004	**6.15E+03**
278	SU1	7/29/2004	**6.47E+03**
279	SU1	7/29/2004	**8.38E+03**
280	SU1	7/29/2004	**7.20E+03**
281	SU1	7/29/2004	**7.32E+03**
282	SU1	7/29/2004	**9.56E+03**
283	SU1	7/29/2004	**7.43E+03**
284	SU1	7/29/2004	**7.33E+03**
285	SU1	7/29/2004	**7.80E+03**
286	SU1	7/29/2004	**5.80E+03**
287	SU1	7/29/2004	**7.35E+03**
288	SU1	7/29/2004	**6.84E+03**
289	SU1	7/29/2004	**1.02E+04**
290	SU1	7/29/2004	**1.25E+04**
291	SU1	7/29/2004	**1.26E+04**
292	SU1	7/29/2004	**1.13E+04**
293	SU1	7/29/2004	**1.04E+04**
294	SU1	7/29/2004	**1.13E+04**
295	SU1	7/29/2004	**1.07E+04**
296	SU1	7/29/2004	**9.44E+03**
297	SU1	7/29/2004	**1.08E+04**
298	SU1	7/29/2004	**1.12E+04**
299	SU1	7/29/2004	**1.15E+04**

RVAAP West Tank Farm Gamma Scan Data Sheet

Survey Point	Survey Unit	Date Surveyed	Gross CPM
300	SU1	7/29/2004	**9.65E+03**
301	SU1	7/29/2004	**9.72E+03**
302	SU1	7/29/2004	**1.11E+04**
303	SU1	7/29/2004	**9.84E+03**
304	SU1	7/29/2004	**9.45E+03**
305	SU1	7/29/2004	**9.07E+03**
306	SU1	7/29/2004	**9.21E+03**
307	SU1	7/29/2004	**1.02E+04**
308	SU1	7/29/2004	**8.16E+03**
309	SU1	7/29/2004	**1.01E+04**
310	SU1	7/29/2004	**8.65E+03**
311	SU1	7/29/2004	**9.65E+03**
312	SU1	7/29/2004	**8.96E+03**
313	SU1	7/29/2004	**7.57E+03**
314	SU1	7/29/2004	**9.75E+03**
315	SU1	7/29/2004	**1.02E+04**
316	SU1	7/29/2004	**8.95E+03**
317	SU1	7/29/2004	**9.19E+03**
318	SU1	7/29/2004	**1.01E+04**
319	SU1	7/29/2004	**9.95E+03**
320	SU1	7/29/2004	**1.05E+04**
321	SU1	7/29/2004	**9.90E+03**
322	SU1	7/29/2004	**8.18E+03**
323	SU1	7/29/2004	**1.03E+04**
324	SU1	7/29/2004	**1.04E+04**
325	SU1	7/29/2004	**9.04E+03**
326	SU1	7/29/2004	**1.02E+04**
327	SU1	7/29/2004	**1.05E+04**
328	SU1	7/29/2004	**1.00E+04**
329	SU1	7/29/2004	**9.82E+03**
330	SU1	7/29/2004	**1.13E+04**
331	SU1	7/29/2004	**8.78E+03**
332	SU1	7/29/2004	**1.14E+04**
333	SU1	7/29/2004	**1.03E+04**
334	SU1	7/29/2004	**1.02E+04**
335	SU1	7/29/2004	**9.37E+03**
336	SU1	7/29/2004	**1.10E+04**
337	SU1	7/29/2004	**1.16E+04**
338	SU1	7/29/2004	**1.31E+04**
339	SU1	7/29/2004	**1.15E+04**
340	SU1	7/29/2004	**1.22E+04**
341	SU1	7/29/2004	**1.03E+04**
342	SU1	7/29/2004	**8.30E+03**
343	SU1	7/29/2004	**7.05E+03**
344	SU1	7/29/2004	**7.09E+03**
345	SU1	7/29/2004	**6.99E+03**
346	SU1	7/29/2004	**7.05E+03**
347	SU1	7/29/2004	**7.67E+03**
348	SU1	7/29/2004	**9.44E+03**
349	SU1	7/29/2004	**6.90E+03**

RVAAP West Tank Farm Gamma Scan Data Sheet

Survey Point	Survey Unit	Date Surveyed	Gross CPM
350	SU1	7/29/2004	**7.68E+03**
351	SU1	7/29/2004	**6.33E+03**
352	SU1	7/29/2004	**7.91E+03**
353	SU1	7/29/2004	**7.90E+03**
354	SU1	7/29/2004	**7.81E+03**
355	SU1	7/29/2004	**7.48E+03**
356	SU1	7/29/2004	**7.08E+03**
357	SU1	7/29/2004	**7.17E+03**
358	SU1	7/29/2004	**7.48E+03**
359	SU1	7/29/2004	**6.38E+03**
360	SU1	7/29/2004	**7.42E+03**
361	SU1	7/29/2004	**7.05E+03**
362	SU1	7/29/2004	**7.03E+03**
363	SU1	7/29/2004	**9.93E+03**
364	SU1	7/29/2004	**9.53E+03**
365	SU1	7/29/2004	**9.26E+03**
366	SU1	7/29/2004	**1.13E+04**
367	SU1	7/29/2004	**1.16E+04**
368	SU1	7/29/2004	**1.33E+04**
369	SU1	7/29/2004	**1.20E+04**
370	SU1	7/29/2004	**1.15E+04**
371	SU1	7/29/2004	**1.20E+04**
372	SU1	7/29/2004	**1.14E+04**
373	SU1	7/29/2004	**1.01E+04**
374	SU1	7/29/2004	**8.83E+03**
375	SU1	7/29/2004	**8.38E+03**
376	SU1	7/29/2004	**9.93E+03**
377	SU1	7/29/2004	**1.07E+04**
378	SU1	7/29/2004	**1.21E+04**
379	SU1	7/29/2004	**1.02E+04**
380	SU1	7/29/2004	**9.17E+03**
381	SU1	7/29/2004	**1.01E+04**
382	SU1	7/29/2004	**9.60E+03**
383	SU1	7/29/2004	**9.46E+03**
384	SU1	7/29/2004	**9.64E+03**
385	SU1	7/29/2004	**1.00E+04**
386	SU1	7/29/2004	**8.96E+03**
387	SU1	7/29/2004	**1.02E+04**
388	SU1	7/29/2004	**8.50E+03**
389	SU1	7/29/2004	**9.34E+03**
390	SU1	7/29/2004	**1.01E+04**
391	SU1	7/29/2004	**9.93E+03**
392	SU1	7/29/2004	**9.59E+03**
393	SU1	7/29/2004	**9.09E+03**
394	SU1	7/29/2004	**9.63E+03**
395	SU1	7/29/2004	**9.78E+03**
396	SU1	7/29/2004	**9.89E+03**
397	SU1	7/29/2004	**8.81E+03**
398	SU1	7/29/2004	**9.48E+03**
399	SU1	7/29/2004	**1.07E+04**

RVAAP West Tank Farm Gamma Scan Data Sheet

Survey Point	Survey Unit	Date Surveyed	Gross CPM
400	SU1	7/29/2004	**1.04E+04**
401	SU1	7/29/2004	**1.08E+04**
402	SU1	7/29/2004	**1.11E+04**
403	SU1	7/29/2004	**1.03E+04**
404	SU1	7/29/2004	**9.77E+03**
405	SU1	7/29/2004	**1.05E+04**
406	SU1	7/29/2004	**9.92E+03**
407	SU1	7/29/2004	**1.01E+04**
408	SU1	7/29/2004	**8.99E+03**
409	SU1	7/29/2004	**9.28E+03**
410	SU1	7/29/2004	**1.03E+04**
411	SU1	7/29/2004	**1.07E+04**
412	SU1	7/29/2004	**1.16E+04**
413	SU1	7/29/2004	**1.13E+04**
414	SU1	7/29/2004	**1.17E+04**
415	SU1	7/29/2004	**1.16E+04**
416	SU1	7/29/2004	**1.11E+04**
417	SU1	7/29/2004	**1.12E+04**
418	SU1	7/29/2004	**8.39E+03**
419	SU1	7/29/2004	**7.27E+03**
420	SU1	7/29/2004	**7.44E+03**
421	SU1	7/29/2004	**6.87E+03**
422	SU1	7/29/2004	**8.93E+03**
423	SU1	7/29/2004	**8.84E+03**
424	SU1	7/29/2004	**7.93E+03**
425	SU1	7/29/2004	**6.95E+03**
426	SU1	7/29/2004	**6.32E+03**
427	SU1	7/29/2004	**6.38E+03**
428	SU1	7/29/2004	**7.23E+03**
429	SU1	7/29/2004	**6.65E+03**
430	SU1	7/29/2004	**7.50E+03**
431	SU1	7/29/2004	**6.58E+03**
432	SU1	7/29/2004	**8.46E+03**
433	SU1	7/29/2004	**8.02E+03**
434	SU1	7/29/2004	**7.03E+03**
435	SU1	7/29/2004	**6.72E+03**
436	SU1	7/29/2004	**7.14E+03**
437	SU1	7/29/2004	**6.75E+03**
438	SU1	7/29/2004	**7.66E+03**
439	SU1	7/29/2004	**1.02E+04**
440	SU1	7/29/2004	**1.08E+04**
441	SU1	7/29/2004	**1.24E+04**
442	SU1	7/29/2004	**1.29E+04**
443	SU1	7/29/2004	**1.25E+04**
444	SU1	7/29/2004	**1.12E+04**
445	SU1	7/29/2004	**1.02E+04**
446	SU1	7/29/2004	**1.10E+04**
447	SU1	7/29/2004	**9.59E+03**
448	SU1	7/29/2004	**1.06E+04**
449	SU1	7/29/2004	**1.01E+04**

RVAAP West Tank Farm Gamma Scan Data Sheet

Survey Point	Survey Unit	Date Surveyed	Gross CPM
450	SU1	7/29/2004	**8.38E+03**
451	SU1	7/29/2004	**1.09E+04**
452	SU1	7/29/2004	**1.24E+04**
453	SU1	7/29/2004	**1.09E+04**
454	SU1	7/29/2004	**1.08E+04**
455	SU1	7/29/2004	**1.11E+04**
456	SU1	7/29/2004	**1.03E+04**
457	SU1	7/29/2004	**1.10E+04**
458	SU1	7/29/2004	**1.10E+04**
459	SU1	7/29/2004	**1.03E+04**
460	SU1	7/29/2004	**1.05E+04**
461	SU1	7/29/2004	**1.00E+04**
462	SU1	7/29/2004	**1.01E+04**
463	SU1	7/29/2004	**8.45E+03**
464	SU1	7/29/2004	**9.27E+03**
465	SU1	7/29/2004	**9.57E+03**
466	SU1	7/29/2004	**8.61E+03**
467	SU1	7/29/2004	**9.49E+03**
468	SU1	7/29/2004	**9.60E+03**
469	SU1	7/29/2004	**8.93E+03**
470	SU1	7/29/2004	**8.59E+03**
471	SU1	7/29/2004	**1.07E+04**
472	SU1	7/29/2004	**9.60E+03**
473	SU1	7/29/2004	**8.25E+03**
474	SU1	7/29/2004	**9.62E+03**
475	SU1	7/29/2004	**1.01E+04**
476	SU1	7/29/2004	**9.66E+03**
477	SU1	7/29/2004	**8.85E+03**
478	SU1	7/29/2004	**8.64E+03**
479	SU1	7/29/2004	**8.65E+03**
480	SU1	7/29/2004	**9.70E+03**
481	SU1	7/29/2004	**9.44E+03**
482	SU1	7/29/2004	**8.63E+03**
483	SU1	7/29/2004	**8.91E+03**
484	SU1	7/29/2004	**9.00E+03**
485	SU1	7/29/2004	**8.66E+03**
486	SU1	7/29/2004	**8.80E+03**
487	SU1	7/29/2004	**9.59E+03**
488	SU1	7/29/2004	**9.27E+03**
489	SU1	7/29/2004	**8.83E+03**
490	SU1	7/29/2004	**9.99E+03**
491	SU1	7/29/2004	**8.40E+03**
492	SU1	7/29/2004	**8.68E+03**
493	SU1	7/29/2004	**9.17E+03**
494	SU1	7/29/2004	**9.39E+03**
495	SU1	7/29/2004	**1.01E+04**
496	SU1	7/29/2004	**9.74E+03**
497	SU1	7/29/2004	**8.70E+03**
498	SU1	7/29/2004	**8.95E+03**
499	SU1	7/29/2004	**9.39E+03**

RVAAP West Tank Farm Gamma Scan Data Sheet

Survey Point	Survey Unit	Date Surveyed	Gross CPM
500	SU1	7/29/2004	**9.53E+03**
501	SU1	7/29/2004	**9.58E+03**
502	SU1	7/29/2004	**8.75E+03**
503	SU1	7/29/2004	**8.62E+03**
504	SU1	7/29/2004	**8.87E+03**
505	SU1	7/29/2004	**9.60E+03**
506	SU1	7/29/2004	**9.80E+03**
507	SU1	7/29/2004	**8.56E+03**
508	SU1	7/29/2004	**8.87E+03**
509	SU1	7/29/2004	**8.86E+03**
510	SU1	7/29/2004	**8.18E+03**
511	SU1	7/29/2004	**8.86E+03**
512	SU1	7/29/2004	**8.29E+03**
513	SU1	7/29/2004	**9.14E+03**
514	SU1	7/29/2004	**9.44E+03**
515	SU1	7/29/2004	**9.95E+03**
516	SU1	7/29/2004	**9.56E+03**
517	SU1	7/29/2004	**9.32E+03**
518	SU1	7/29/2004	**8.31E+03**
519	SU1	7/29/2004	**8.85E+03**
520	SU1	7/29/2004	**9.68E+03**
521	SU1	7/29/2004	**8.19E+03**
522	SU1	7/29/2004	**9.91E+03**
523	SU1	7/29/2004	**9.47E+03**
524	SU1	7/29/2004	**9.82E+03**
525	SU1	7/29/2004	**9.53E+03**
526	SU1	7/29/2004	**9.55E+03**
527	SU1	7/29/2004	**8.61E+03**
528	SU1	7/29/2004	**8.87E+03**
529	SU1	7/29/2004	**9.89E+03**
530	SU1	7/29/2004	**8.81E+03**
531	SU1	7/29/2004	**1.14E+04**
532	SU1	7/29/2004	**1.11E+04**
533	SU1	7/29/2004	**1.07E+04**
534	SU1	7/29/2004	**1.02E+04**
535	SU1	7/29/2004	**9.79E+03**
536	SU1	7/29/2004	**9.43E+03**
537	SU1	7/29/2004	**1.22E+04**
538	SU1	7/29/2004	**1.21E+04**
539	SU1	7/29/2004	**1.10E+04**
540	SU1	7/29/2004	**1.01E+04**
541	SU1	7/29/2004	**1.13E+04**
542	SU1	7/29/2004	**9.85E+03**
543	SU1	7/29/2004	**8.95E+03**
544	SU1	7/29/2004	**9.89E+03**
545	SU1	7/29/2004	**1.04E+04**
546	SU1	7/29/2004	**9.14E+03**
547	SU1	7/29/2004	**9.14E+03**
548	SU1	7/29/2004	**1.20E+04**
549	SU1	7/29/2004	**1.13E+04**

RVAAP West Tank Farm Gamma Scan Data Sheet

Survey Point	Survey Unit	Date Surveyed	Gross CPM
550	SU1	7/29/2004	**1.12E+04**
551	SU1	7/29/2004	**1.03E+04**
552	SU1	7/29/2004	**9.50E+03**
553	SU1	7/29/2004	**8.71E+03**
554	SU1	7/29/2004	**1.06E+04**
555	SU1	7/29/2004	**8.97E+03**
556	SU1	7/29/2004	**9.55E+03**
557	SU1	7/29/2004	**8.06E+03**
558	SU1	7/29/2004	**7.97E+03**
559	SU1	7/29/2004	**8.17E+03**
560	SU1	7/29/2004	**8.20E+03**
561	SU1	7/29/2004	**7.48E+03**
562	SU1	7/29/2004	**5.99E+03**
563	SU1	7/29/2004	**7.31E+03**
564	SU1	7/29/2004	**5.84E+03**
565	SU1	7/29/2004	**6.37E+03**
566	SU1	7/29/2004	**6.13E+03**
567	SU1	7/29/2004	**7.62E+03**
568	SU1	7/29/2004	**7.34E+03**
569	SU1	7/29/2004	**1.15E+04**
570	SU1	7/29/2004	**1.12E+04**
571	SU1	7/29/2004	**1.28E+04**
572	SU1	7/29/2004	**9.99E+03**
573	SU1	7/29/2004	**1.11E+04**
574	SU1	7/29/2004	**9.50E+03**
575	SU1	7/29/2004	**8.71E+03**
576	SU1	7/29/2004	**9.76E+03**
577	SU1	7/29/2004	**1.04E+04**
578	SU1	7/29/2004	**1.06E+04**
579	SU1	7/29/2004	**1.21E+04**
580	SU1	7/29/2004	**1.27E+04**
581	SU1	7/29/2004	**1.06E+04**
582	SU1	7/29/2004	**1.12E+04**
583	SU1	7/29/2004	**1.02E+04**
584	SU1	7/29/2004	**1.08E+04**
585	SU1	7/29/2004	**1.16E+04**
586	SU1	7/29/2004	**1.06E+04**
587	SU1	7/29/2004	**1.06E+04**
588	SU1	7/29/2004	**1.13E+04**
589	SU1	7/29/2004	**1.13E+04**
590	SU1	7/29/2004	**1.10E+04**
591	SU1	7/29/2004	**1.15E+04**
592	SU1	7/29/2004	**1.03E+04**
593	SU1	7/29/2004	**1.21E+04**
594	SU1	7/29/2004	**1.06E+04**
595	SU1	7/29/2004	**1.04E+04**
596	SU1	7/29/2004	**9.90E+03**
597	SU1	7/29/2004	**1.11E+04**
598	SU1	7/29/2004	**1.19E+04**
599	SU1	7/29/2004	**1.12E+04**

RVAAP West Tank Farm Gamma Scan Data Sheet

Survey Point	Survey Unit	Date Surveyed	Gross CPM
600	SU1	7/29/2004	**9.77E+03**
601	SU1	7/29/2004	**8.43E+03**
602	SU1	7/29/2004	**1.01E+04**
603	SU1	7/29/2004	**1.18E+04**
604	SU1	7/29/2004	**1.12E+04**
605	SU1	7/29/2004	**1.31E+04**
606	SU1	7/29/2004	**1.28E+04**
607	SU1	7/29/2004	**1.23E+04**
608	SU1	7/29/2004	**1.42E+04**
609	SU1	7/29/2004	**1.23E+04**
610	SU1	7/29/2004	**1.18E+04**
611	SU1	7/29/2004	**1.17E+04**
612	SU1	7/29/2004	**7.72E+03**
613	SU1	7/29/2004	**6.54E+03**
614	SU1	7/29/2004	**7.08E+03**
615	SU1	7/29/2004	**6.77E+03**
616	SU1	7/29/2004	**5.89E+03**
617	SU1	7/29/2004	**6.99E+03**
618	SU1	7/29/2004	**6.67E+03**
619	SU1	7/29/2004	**8.14E+03**
620	SU1	7/29/2004	**6.30E+03**
621	SU1	7/29/2004	**6.85E+03**
622	SU1	7/29/2004	**7.46E+03**
623	SU1	7/29/2004	**6.89E+03**
624	SU1	7/29/2004	**6.88E+03**
625	SU1	7/29/2004	**1.07E+04**
626	SU1	7/29/2004	**1.17E+04**
627	SU1	7/29/2004	**1.20E+04**
628	SU1	7/29/2004	**1.25E+04**
629	SU1	7/29/2004	**1.15E+04**
630	SU1	7/29/2004	**1.35E+04**
631	SU1	7/29/2004	**1.42E+04**
632	SU1	7/29/2004	**1.22E+04**
633	SU1	7/29/2004	**1.22E+04**
634	SU1	7/29/2004	**1.07E+04**
635	SU1	7/29/2004	**7.76E+03**
636	SU1	7/29/2004	**9.70E+03**
637	SU1	7/29/2004	**1.20E+04**
638	SU1	7/29/2004	**1.05E+04**
639	SU1	7/29/2004	**1.10E+04**
640	SU1	7/29/2004	**1.09E+04**
641	SU1	7/29/2004	**1.04E+04**
642	SU1	7/29/2004	**1.06E+04**
643	SU1	7/29/2004	**1.01E+04**
644	SU1	7/29/2004	**1.19E+04**
645	SU1	7/29/2004	**1.03E+04**
646	SU1	7/29/2004	**8.90E+03**
647	SU1	7/29/2004	**9.95E+03**
648	SU1	7/29/2004	**8.52E+03**
649	SU1	7/29/2004	**8.23E+03**

RVAAP West Tank Farm Gamma Scan Data Sheet

Survey Point	Survey Unit	Date Surveyed	Gross CPM
650	SU1	7/29/2004	**7.87E+03**
651	SU1	7/29/2004	**7.69E+03**
652	SU1	7/29/2004	**8.08E+03**
653	SU1	7/29/2004	**8.13E+03**
654	SU1	7/29/2004	**8.27E+03**
655	SU1	7/29/2004	**8.02E+03**
656	SU1	7/29/2004	**7.85E+03**
657	SU1	7/29/2004	**8.39E+03**
658	SU1	7/29/2004	**8.73E+03**
659	SU1	7/29/2004	**1.07E+04**
660	SU1	7/29/2004	**1.15E+04**
661	SU1	7/29/2004	**8.86E+03**
662	SU1	7/29/2004	**1.01E+04**
663	SU1	7/29/2004	**1.21E+04**
664	SU1	7/29/2004	**1.03E+04**
665	SU1	7/29/2004	**1.04E+04**
666	SU1	7/29/2004	**1.07E+04**
667	SU1	7/29/2004	**1.22E+04**
668	SU1	7/29/2004	**1.02E+04**
669	SU1	7/29/2004	**1.21E+04**
670	SU1	7/29/2004	**9.80E+03**
671	SU1	7/29/2004	**1.06E+04**
672	SU1	7/29/2004	**1.10E+04**
673	SU1	7/29/2004	**1.18E+04**
674	SU1	7/29/2004	**1.10E+04**
675	SU1	7/29/2004	**1.11E+04**
676	SU1	7/29/2004	**9.74E+03**
677	SU1	7/29/2004	**9.48E+03**
678	SU1	7/29/2004	**1.04E+04**
679	SU1	7/29/2004	**1.04E+04**
680	SU1	7/29/2004	**1.16E+04**
681	SU1	7/29/2004	**1.16E+04**
682	SU1	7/29/2004	**1.15E+04**
683	SU1	7/29/2004	**1.30E+04**
684	SU1	7/29/2004	**1.24E+04**
685	SU1	7/29/2004	**1.24E+04**
686	SU1	7/29/2004	**1.26E+04**
687	SU1	7/29/2004	**9.82E+03**
688	SU1	7/29/2004	**8.88E+03**
689	SU1	7/29/2004	**7.36E+03**
690	SU1	7/29/2004	**8.41E+03**
691	SU1	7/29/2004	**7.78E+03**
692	SU1	7/29/2004	**7.69E+03**
693	SU1	7/29/2004	**7.64E+03**
694	SU1	7/29/2004	**8.14E+03**
695	SU1	7/29/2004	**6.75E+03**
696	SU1	7/29/2004	**7.06E+03**
697	SU1	7/29/2004	**8.64E+03**
698	SU1	7/29/2004	**7.19E+03**
699	SU1	7/29/2004	**7.72E+03**

RVAAP West Tank Farm Gamma Scan Data Sheet

Survey Point	Survey Unit	Date Surveyed	Gross CPM
700	SU1	7/29/2004	**7.54E+03**
701	SU1	7/29/2004	**7.92E+03**
702	SU1	7/29/2004	**7.56E+03**
703	SU1	7/29/2004	**7.29E+03**
704	SU1	7/29/2004	**8.29E+03**
705	SU1	7/29/2004	**9.29E+03**
706	SU1	7/29/2004	**8.45E+03**
707	SU1	7/29/2004	**6.95E+03**
708	SU1	7/29/2004	**9.21E+03**
709	SU1	7/29/2004	**8.26E+03**
710	SU1	7/29/2004	**7.79E+03**
711	SU1	7/29/2004	**7.61E+03**
712	SU1	7/29/2004	**1.35E+04**
713	SU1	7/29/2004	**1.28E+04**
714	SU1	7/29/2004	**1.15E+04**
715	SU1	7/29/2004	**1.11E+04**
716	SU1	7/29/2004	**8.78E+03**
717	SU1	7/29/2004	**8.77E+03**
718	SU1	7/29/2004	**8.58E+03**
719	SU1	7/29/2004	**8.49E+03**
720	SU1	7/29/2004	**1.06E+04**
721	SU1	7/29/2004	**1.09E+04**
722	SU1	7/29/2004	**1.11E+04**
723	SU1	7/29/2004	**1.07E+04**
724	SU1	7/29/2004	**1.01E+04**
725	SU1	7/29/2004	**1.03E+04**
726	SU1	7/29/2004	**1.07E+04**
727	SU1	7/29/2004	**1.04E+04**
728	SU1	7/29/2004	**1.03E+04**
729	SU1	7/29/2004	**9.94E+03**
730	SU1	7/29/2004	**8.60E+03**
731	SU1	7/29/2004	**8.41E+03**
732	SU1	7/29/2004	**8.63E+03**
733	SU1	7/29/2004	**9.37E+03**
734	SU1	7/29/2004	**9.86E+03**
735	SU1	7/29/2004	**8.95E+03**
736	SU1	7/29/2004	**1.08E+04**
737	SU1	7/29/2004	**1.04E+04**
738	SU1	7/29/2004	**9.75E+03**
739	SU1	7/29/2004	**1.05E+04**
740	SU1	7/29/2004	**1.03E+04**
741	SU1	7/29/2004	**1.03E+04**
742	SU1	7/29/2004	**9.69E+03**
743	SU1	7/29/2004	**9.87E+03**
744	SU1	7/29/2004	**8.71E+03**
745	SU1	7/29/2004	**9.60E+03**
746	SU1	7/29/2004	**9.40E+03**
747	SU1	7/29/2004	**9.57E+03**
748	SU1	7/29/2004	**9.78E+03**
749	SU1	7/29/2004	**1.03E+04**

RVAAP West Tank Farm Gamma Scan Data Sheet

Survey Point	Survey Unit	Date Surveyed	Gross CPM
750	SU1	7/29/2004	**1.11E+04**
751	SU1	7/29/2004	**1.08E+04**
752	SU1	7/29/2004	**8.55E+03**
753	SU1	7/29/2004	**1.05E+04**
754	SU1	7/29/2004	**9.62E+03**
755	SU1	7/29/2004	**1.05E+04**
756	SU1	7/29/2004	**1.13E+04**
757	SU1	7/29/2004	**1.07E+04**
758	SU1	7/29/2004	**1.14E+04**
759	SU1	7/29/2004	**1.00E+04**
760	SU1	7/29/2004	**1.12E+04**
761	SU1	7/29/2004	**1.27E+04**
762	SU1	7/29/2004	**9.51E+03**
763	SU1	7/29/2004	**7.83E+03**
764	SU1	7/29/2004	**8.81E+03**
765	SU1	7/29/2004	**1.04E+04**
766	SU1	7/29/2004	**9.53E+03**
767	SU1	7/29/2004	**9.65E+03**
768	SU1	7/29/2004	**1.12E+04**
769	SU1	7/29/2004	**1.03E+04**
770	SU1	7/29/2004	**7.76E+03**
771	SU1	7/29/2004	**8.43E+03**
772	SU1	7/29/2004	**8.49E+03**
773	SU1	7/29/2004	**7.75E+03**
774	SU1	7/29/2004	**7.84E+03**
775	SU1	7/29/2004	**7.84E+03**
776	SU1	7/29/2004	**7.97E+03**
777	SU1	7/29/2004	**7.09E+03**
778	SU1	7/29/2004	**7.02E+03**
779	SU1	7/29/2004	**7.43E+03**
780	SU1	7/29/2004	**6.64E+03**
781	SU1	7/29/2004	**8.13E+03**
782	SU1	7/29/2004	**8.22E+03**
783	SU1	7/29/2004	**9.22E+03**
784	SU1	7/29/2004	**9.11E+03**
785	SU1	7/29/2004	**7.72E+03**
786	SU1	7/29/2004	**8.07E+03**
787	SU1	7/29/2004	**7.52E+03**
788	SU1	7/29/2004	**8.13E+03**
789	SU1	7/29/2004	**8.62E+03**
790	SU1	7/29/2004	**7.02E+03**
791	SU1	7/29/2004	**9.30E+03**
792	SU1	7/29/2004	**8.41E+03**
793	SU1	7/29/2004	**8.44E+03**
794	SU1	7/29/2004	**7.65E+03**
795	SU1	7/29/2004	**8.35E+03**
796	SU1	7/29/2004	**9.60E+03**
797	SU1	7/29/2004	**8.29E+03**
798	SU1	7/29/2004	**8.32E+03**
799	SU1	7/29/2004	**8.29E+03**

RVAAP West Tank Farm Gamma Scan Data Sheet

Survey Point	Survey Unit	Date Surveyed	Gross CPM
800	SU1	7/29/2004	**8.49E+03**
801	SU1	7/29/2004	**7.65E+03**
802	SU1	7/29/2004	**6.95E+03**
803	SU1	7/29/2004	**7.92E+03**
804	SU1	7/29/2004	**7.45E+03**
805	SU1	7/29/2004	**8.14E+03**
806	SU1	7/29/2004	**1.10E+04**
807	SU1	7/29/2004	**1.29E+04**
808	SU1	7/29/2004	**9.73E+03**
809	SU1	7/29/2004	**9.87E+03**
810	SU1	7/29/2004	**8.87E+03**
811	SU1	7/29/2004	**8.62E+03**
812	SU1	7/29/2004	**1.03E+04**
813	SU1	7/29/2004	**1.11E+04**
814	SU1	7/29/2004	**9.93E+03**
815	SU1	7/29/2004	**1.00E+04**
816	SU1	7/29/2004	**1.07E+04**
817	SU1	7/29/2004	**1.06E+04**
818	SU1	7/29/2004	**1.01E+04**
819	SU1	7/29/2004	**1.16E+04**
820	SU1	7/29/2004	**1.04E+04**
821	SU1	7/29/2004	**9.94E+03**
822	SU1	7/29/2004	**9.41E+03**
823	SU1	7/29/2004	**8.80E+03**
824	SU1	7/29/2004	**9.86E+03**
825	SU1	7/29/2004	**9.26E+03**
826	SU1	7/29/2004	**9.46E+03**
827	SU1	7/29/2004	**9.92E+03**
828	SU1	7/29/2004	**1.04E+04**
829	SU1	7/29/2004	**1.00E+04**
830	SU1	7/29/2004	**1.00E+04**
831	SU1	7/29/2004	**8.85E+03**
832	SU1	7/29/2004	**9.56E+03**
833	SU1	7/29/2004	**1.01E+04**
834	SU1	7/29/2004	**1.04E+04**
835	SU1	7/29/2004	**1.02E+04**
836	SU1	7/29/2004	**8.56E+03**
837	SU1	7/29/2004	**9.19E+03**
838	SU1	7/29/2004	**9.30E+03**
839	SU1	7/29/2004	**7.94E+03**
840	SU1	7/29/2004	**9.12E+03**
841	SU1	7/29/2004	**9.42E+03**
842	SU1	7/29/2004	**7.62E+03**
843	SU1	7/29/2004	**6.55E+03**
844	SU1	7/29/2004	**6.86E+03**
845	SU1	7/29/2004	**9.51E+03**
846	SU1	7/29/2004	**8.20E+03**
847	SU1	7/29/2004	**8.61E+03**
848	SU1	7/29/2004	**1.09E+04**
849	SU1	7/29/2004	**1.12E+04**

RVAAP West Tank Farm Gamma Scan Data Sheet

Survey Point	Survey Unit	Date Surveyed	Gross CPM
850	SU1	7/29/2004	**9.90E+03**
851	SU1	7/29/2004	**1.00E+04**
852	SU1	7/29/2004	**9.53E+03**
853	SU1	7/29/2004	**1.14E+04**
854	SU1	7/29/2004	**1.25E+04**
855	SU1	7/29/2004	**1.12E+04**
856	SU1	7/29/2004	**1.03E+04**
857	SU1	7/29/2004	**1.13E+04**
858	SU1	7/29/2004	**9.97E+03**
859	SU1	7/29/2004	**9.82E+03**
860	SU1	7/29/2004	**1.14E+04**
861	SU1	7/29/2004	**9.99E+03**
862	SU1	7/29/2004	**7.56E+03**
863	SU1	7/29/2004	**7.05E+03**
864	SU1	7/29/2004	**9.69E+03**
865	SU1	7/29/2004	**9.23E+03**
866	SU1	7/29/2004	**1.03E+04**
867	SU1	7/29/2004	**1.15E+04**
868	SU1	7/29/2004	**1.02E+04**
869	SU1	7/29/2004	**8.21E+03**
870	SU1	7/29/2004	**8.67E+03**
871	SU1	7/29/2004	**8.64E+03**
872	SU1	7/29/2004	**7.36E+03**
873	SU1	7/29/2004	**8.53E+03**
874	SU1	7/29/2004	**7.74E+03**
875	SU1	7/29/2004	**8.15E+03**
876	SU1	7/29/2004	**7.20E+03**
877	SU1	7/29/2004	**8.74E+03**
878	SU1	7/29/2004	**7.11E+03**
879	SU1	7/29/2004	**7.34E+03**
880	SU1	7/29/2004	**6.86E+03**
881	SU1	7/29/2004	**6.69E+03**
882	SU1	7/29/2004	**8.10E+03**
883	SU1	7/29/2004	**7.26E+03**
884	SU1	7/29/2004	**8.66E+03**
885	SU1	7/29/2004	**8.34E+03**
886	SU1	7/29/2004	**8.42E+03**
887	SU1	7/29/2004	**8.02E+03**
888	SU1	7/29/2004	**8.72E+03**
889	SU1	7/29/2004	**9.08E+03**
890	SU1	7/29/2004	**1.13E+04**
891	SU1	7/29/2004	**1.02E+04**
892	SU1	7/29/2004	**1.07E+04**
893	SU1	7/29/2004	**1.08E+04**
894	SU1	7/29/2004	**1.01E+04**
895	SU1	7/29/2004	**9.22E+03**
896	SU1	7/29/2004	**9.99E+03**
897	SU1	7/29/2004	**9.65E+03**
898	SU1	7/29/2004	**8.73E+03**
899	SU1	7/29/2004	**8.00E+03**

RVAAP West Tank Farm Gamma Scan Data Sheet

Survey Point	Survey Unit	Date Surveyed	Gross CPM
900	SU1	7/29/2004	**9.20E+03**
901	SU1	7/29/2004	**9.46E+03**
902	SU1	7/29/2004	**1.01E+04**
903	SU1	7/29/2004	**9.32E+03**
904	SU1	7/29/2004	**1.01E+04**
905	SU1	7/29/2004	**1.01E+04**
906	SU1	7/29/2004	**9.14E+03**
907	SU1	7/29/2004	**7.89E+03**
908	SU1	7/29/2004	**9.04E+03**
909	SU1	7/29/2004	**8.49E+03**
910	SU1	7/29/2004	**9.51E+03**
911	SU1	7/29/2004	**9.78E+03**
912	SU1	7/29/2004	**9.34E+03**
913	SU1	7/29/2004	**8.92E+03**
914	SU1	7/29/2004	**9.29E+03**
915	SU1	7/29/2004	**1.04E+04**
916	SU1	7/29/2004	**1.10E+04**
917	SU1	7/29/2004	**9.21E+03**
918	SU1	7/29/2004	**8.99E+03**
919	SU1	7/29/2004	**1.12E+04**
920	SU1	7/29/2004	**9.79E+03**
921	SU1	7/29/2004	**1.08E+04**
922	SU1	7/29/2004	**9.43E+03**
923	SU1	7/29/2004	**9.57E+03**
924	SU1	7/29/2004	**8.61E+03**
925	SU1	7/29/2004	**7.61E+03**
926	SU1	7/29/2004	**8.07E+03**
927	SU1	7/29/2004	**9.33E+03**
928	SU1	7/29/2004	**9.54E+03**
929	SU1	7/29/2004	**8.70E+03**
930	SU1	7/29/2004	**9.88E+03**
931	SU1	7/29/2004	**8.41E+03**
932	SU1	7/29/2004	**8.80E+03**
933	SU1	7/29/2004	**9.70E+03**
934	SU1	7/29/2004	**9.85E+03**
935	SU1	7/29/2004	**8.99E+03**
936	SU1	7/29/2004	**9.69E+03**
937	SU1	7/29/2004	**1.11E+04**
938	SU1	7/29/2004	**9.54E+03**
939	SU1	7/29/2004	**9.77E+03**
940	SU1	7/29/2004	**1.04E+04**
941	SU1	7/29/2004	**1.04E+04**
942	SU1	7/29/2004	**1.11E+04**
943	SU1	7/29/2004	**9.66E+03**
944	SU1	7/29/2004	**9.91E+03**
945	SU1	7/29/2004	**1.02E+04**
946	SU1	7/29/2004	**9.84E+03**
947	SU1	7/29/2004	**1.03E+04**
948	SU1	7/29/2004	**9.51E+03**
949	SU1	7/29/2004	**9.01E+03**

RVAAP West Tank Farm Gamma Scan Data Sheet

Survey Point	Survey Unit	Date Surveyed	Gross CPM
950	SU1	7/29/2004	**1.00E+04**
951	SU1	7/29/2004	**1.01E+04**
952	SU1	7/29/2004	**9.81E+03**
953	SU1	7/29/2004	**8.73E+03**
954	SU1	7/29/2004	**8.96E+03**
955	SU1	7/29/2004	**8.86E+03**
956	SU1	7/29/2004	**9.95E+03**
957	SU1	7/29/2004	**9.26E+03**
958	SU1	7/29/2004	**1.01E+04**
959	SU1	7/29/2004	**1.15E+04**
960	SU1	7/29/2004	**9.16E+03**
961	SU1	7/29/2004	**1.04E+04**
962	SU1	7/29/2004	**9.54E+03**
963	SU1	7/29/2004	**9.91E+03**
964	SU1	7/29/2004	**1.07E+04**
965	SU1	7/29/2004	**9.15E+03**
966	SU1	7/29/2004	**9.41E+03**
967	SU1	7/29/2004	**9.93E+03**
968	SU1	7/29/2004	**1.01E+04**
969	SU1	7/29/2004	**9.02E+03**
970	SU1	7/29/2004	**9.27E+03**
971	SU1	7/29/2004	**9.82E+03**
972	SU1	7/29/2004	**9.64E+03**
973	SU1	7/29/2004	**9.29E+03**
974	SU1	7/29/2004	**9.92E+03**
975	SU1	7/29/2004	**9.56E+03**
976	SU1	7/29/2004	**9.59E+03**
977	SU1	7/29/2004	**1.03E+04**
978	SU1	7/29/2004	**9.84E+03**
979	SU1	7/29/2004	**1.02E+04**
980	SU1	7/29/2004	**8.50E+03**
981	SU1	7/29/2004	**8.66E+03**
982	SU1	7/29/2004	**8.50E+03**
983	SU1	7/29/2004	**9.80E+03**
984	SU1	7/29/2004	**8.59E+03**
985	SU1	7/29/2004	**9.13E+03**
986	SU1	7/29/2004	**9.09E+03**
987	SU1	7/29/2004	**9.04E+03**
988	SU1	7/29/2004	**8.76E+03**
989	SU1	7/29/2004	**9.55E+03**
990	SU1	7/29/2004	**8.84E+03**
991	SU1	7/29/2004	**9.29E+03**
992	SU1	7/29/2004	**9.61E+03**
993	SU1	7/29/2004	**9.10E+03**
994	SU1	7/29/2004	**9.23E+03**
995	SU1	7/29/2004	**1.07E+04**
996	SU1	7/29/2004	**1.04E+04**
997	SU1	7/29/2004	**9.12E+03**
998	SU1	7/29/2004	**1.15E+04**
999	SU1	7/29/2004	**1.05E+04**

RVAAP West Tank Farm Gamma Scan Data Sheet

Survey Point	Survey Unit	Date Surveyed	Gross CPM
1000	SU1	7/29/2004	**5.33E+03**
1001	SU1	7/29/2004	**7.92E+03**
1002	SU1	7/29/2004	**7.34E+03**
1003	SU1	7/29/2004	**6.67E+03**
1004	SU1	7/29/2004	**7.13E+03**
1005	SU1	7/29/2004	**7.19E+03**
1006	SU1	7/29/2004	**6.95E+03**
1007	SU1	7/29/2004	**7.16E+03**
1008	SU1	7/29/2004	**7.84E+03**
1009	SU1	7/29/2004	**7.38E+03**
1010	SU1	7/29/2004	**8.61E+03**
1011	SU1	7/29/2004	**8.08E+03**
1012	SU1	7/29/2004	**9.17E+03**
1013	SU1	7/29/2004	**9.51E+03**
1014	SU1	7/29/2004	**9.57E+03**
1015	SU1	7/29/2004	**8.25E+03**
1016	SU1	7/29/2004	**8.75E+03**
1017	SU1	7/29/2004	**9.56E+03**
1018	SU1	7/29/2004	**8.11E+03**
1019	SU1	7/29/2004	**8.80E+03**
1020	SU1	7/29/2004	**8.14E+03**
1021	SU1	7/29/2004	**9.95E+03**
1022	SU1	7/29/2004	**7.97E+03**
1023	SU1	7/29/2004	**8.07E+03**
1024	SU1	7/29/2004	**7.76E+03**
1025	SU1	7/29/2004	**8.22E+03**
1026	SU1	7/29/2004	**7.95E+03**
1027	SU1	7/29/2004	**8.30E+03**
1028	SU1	7/29/2004	**8.72E+03**
1029	SU1	7/29/2004	**9.20E+03**
1030	SU1	7/29/2004	**9.65E+03**
1031	SU1	7/29/2004	**9.92E+03**
1032	SU1	7/29/2004	**1.02E+04**
1033	SU1	7/29/2004	**9.35E+03**
1034	SU1	7/29/2004	**9.63E+03**
1035	SU1	7/29/2004	**8.58E+03**
1036	SU1	7/29/2004	**9.87E+03**
1037	SU1	7/29/2004	**9.47E+03**
1038	SU1	7/29/2004	**9.66E+03**
1039	SU1	7/29/2004	**9.75E+03**
1040	SU1	7/29/2004	**9.89E+03**
1041	SU1	7/29/2004	**8.92E+03**
1042	SU1	7/29/2004	**8.21E+03**
1043	SU1	7/29/2004	**9.74E+03**
1044	SU1	7/29/2004	**7.85E+03**
1045	SU1	7/29/2004	**1.03E+04**
1046	SU1	7/29/2004	**9.25E+03**
1047	SU1	7/29/2004	**9.84E+03**
1048	SU1	7/29/2004	**9.76E+03**
1049	SU1	7/29/2004	**8.77E+03**

RVAAP West Tank Farm Gamma Scan Data Sheet

Survey Point	Survey Unit	Date Surveyed	Gross CPM
1050	SU1	7/29/2004	**9.85E+03**
1051	SU1	7/29/2004	**8.56E+03**
1052	SU1	7/29/2004	**1.04E+04**
1053	SU1	7/29/2004	**1.00E+04**
1054	SU1	7/29/2004	**1.06E+04**
1055	SU1	7/29/2004	**1.07E+04**
1056	SU1	7/29/2004	**9.69E+03**
1057	SU1	7/29/2004	**1.04E+04**
1058	SU1	7/29/2004	**9.93E+03**
1059	SU1	7/29/2004	**1.02E+04**
1060	SU1	7/29/2004	**9.42E+03**
1061	SU1	7/29/2004	**9.23E+03**
1062	SU1	7/29/2004	**9.98E+03**
1063	SU1	7/29/2004	**1.05E+04**
1064	SU1	7/29/2004	**9.76E+03**
1065	SU1	7/29/2004	**1.02E+04**
1066	SU1	7/29/2004	**9.90E+03**
1067	SU1	7/29/2004	**1.04E+04**
1068	SU1	7/29/2004	**9.45E+03**
1069	SU1	7/29/2004	**9.53E+03**
1070	SU1	7/29/2004	**1.01E+04**
1071	SU1	7/29/2004	**1.03E+04**
1072	SU1	7/29/2004	**8.88E+03**
1073	SU1	7/29/2004	**9.80E+03**
1074	SU1	7/29/2004	**1.08E+04**
1075	SU1	7/29/2004	**8.95E+03**
1076	SU1	7/29/2004	**9.36E+03**
1077	SU1	7/29/2004	**1.12E+04**
1078	SU1	7/29/2004	**1.23E+04**
1079	SU1	7/29/2004	**1.43E+04**
1080	SU1	7/29/2004	**1.47E+04**
1081	SU1	7/29/2004	**1.34E+04**
1082	SU1	7/29/2004	**1.36E+04**
1083	SU1	7/29/2004	**1.34E+04**
1084	SU1	7/29/2004	**1.27E+04**
1085	SU1	7/29/2004	**1.14E+04**
1086	SU1	7/29/2004	**8.84E+03**
1087	SU1	7/29/2004	**8.78E+03**
1088	SU1	7/29/2004	**1.08E+04**
1089	SU1	7/29/2004	**1.00E+04**
1090	SU1	7/29/2004	**1.00E+04**
1091	SU1	7/29/2004	**1.01E+04**
1092	SU1	7/29/2004	**1.03E+04**
1093	SU1	7/29/2004	**1.05E+04**
1094	SU1	7/29/2004	**9.92E+03**
1095	SU1	7/29/2004	**9.72E+03**
1096	SU1	7/29/2004	**9.74E+03**
1097	SU1	7/29/2004	**1.15E+04**
1098	SU1	7/29/2004	**9.25E+03**
1099	SU1	7/29/2004	**1.12E+04**

RVAAP West Tank Farm Gamma Scan Data Sheet

Survey Point	Survey Unit	Date Surveyed	Gross CPM
1100	SU1	7/29/2004	**1.02E+04**
1101	SU1	7/29/2004	**1.01E+04**
1102	SU1	7/29/2004	**1.04E+04**
1103	SU1	7/29/2004	**1.10E+04**
1104	SU1	7/29/2004	**1.17E+04**
1105	SU1	7/29/2004	**1.07E+04**
1106	SU1	7/29/2004	**1.06E+04**
1107	SU1	7/29/2004	**1.02E+04**
1108	SU1	7/29/2004	**8.39E+03**
1109	SU1	7/29/2004	**1.08E+04**
1110	SU1	7/29/2004	**1.03E+04**
1111	SU1	7/29/2004	**1.09E+04**
1112	SU1	7/29/2004	**9.95E+03**
1113	SU1	7/29/2004	**1.04E+04**
1114	SU1	7/29/2004	**1.02E+04**
1115	SU1	7/29/2004	**1.01E+04**
1116	SU1	7/29/2004	**1.05E+04**
1117	SU1	7/29/2004	**9.64E+03**
1118	SU1	7/29/2004	**1.07E+04**
1119	SU1	7/29/2004	**1.09E+04**
1120	SU1	7/29/2004	**9.91E+03**
1121	SU1	7/29/2004	**9.15E+03**
1122	SU1	7/29/2004	**1.12E+04**
1123	SU1	7/29/2004	**1.00E+04**
1124	SU1	7/29/2004	**1.09E+04**
1125	SU1	7/29/2004	**1.02E+04**
1126	SU1	7/29/2004	**1.17E+04**
1127	SU1	7/29/2004	**1.11E+04**
1128	SU1	7/29/2004	**9.48E+03**
1129	SU1	7/29/2004	**9.01E+03**
1130	SU1	7/29/2004	**1.01E+04**
1131	SU1	7/29/2004	**9.50E+03**
1132	SU1	7/29/2004	**1.09E+04**
1133	SU1	7/29/2004	**9.93E+03**
1134	SU1	7/29/2004	**9.52E+03**
1135	SU1	7/29/2004	**8.37E+03**
1136	SU1	7/29/2004	**1.04E+04**
1137	SU1	7/29/2004	**1.09E+04**
1138	SU1	7/29/2004	**1.31E+04**
1139	SU1	7/29/2004	**1.22E+04**
1140	SU1	7/29/2004	**1.35E+04**
1141	SU1	7/29/2004	**1.32E+04**
1142	SU1	7/29/2004	**1.21E+04**
1143	SU1	7/29/2004	**9.86E+03**
1144	SU1	7/29/2004	**1.09E+04**
1145	SU1	7/29/2004	**1.16E+04**
1146	SU1	7/29/2004	**1.46E+04**
1147	SU1	7/29/2004	**1.45E+04**
1148	SU1	7/29/2004	**1.53E+04**
1149	SU1	7/29/2004	**1.23E+04**

RVAAP West Tank Farm Gamma Scan Data Sheet

Survey Point	Survey Unit	Date Surveyed	Gross CPM
1150	SU1	7/29/2004	**1.33E+04**
1151	SU1	7/29/2004	**1.40E+04**
1152	SU1	7/29/2004	**1.44E+04**
1153	SU1	7/29/2004	**1.37E+04**
1154	SU1	7/29/2004	**1.42E+04**
1155	SU1	7/29/2004	**1.46E+04**
1156	SU1	7/29/2004	**1.43E+04**
1157	SU1	7/29/2004	**1.47E+04**
1158	SU1	7/29/2004	**1.29E+04**
1159	SU1	7/29/2004	**1.35E+04**
1160	SU1	7/29/2004	**1.29E+04**
1161	SU1	7/29/2004	**1.05E+04**
1162	SU1	7/29/2004	**1.12E+04**
1163	SU1	7/29/2004	**9.12E+03**
1164	SU1	7/29/2004	**1.14E+04**
1165	SU1	7/29/2004	**9.61E+03**
1166	SU1	7/29/2004	**1.07E+04**
1167	SU1	7/29/2004	**1.13E+04**
1168	SU1	7/29/2004	**1.05E+04**
1169	SU1	7/29/2004	**8.70E+03**
1170	SU1	7/29/2004	**9.82E+03**
1171	SU1	7/29/2004	**7.81E+03**
1172	SU1	7/29/2004	**9.93E+03**
1173	SU1	7/29/2004	**1.04E+04**
1174	SU1	7/29/2004	**9.69E+03**
1175	SU1	7/29/2004	**9.31E+03**
1176	SU1	7/29/2004	**1.00E+04**
1177	SU1	7/29/2004	**1.00E+04**
1178	SU1	7/29/2004	**9.91E+03**
1179	SU1	7/29/2004	**1.11E+04**
1180	SU1	7/29/2004	**1.07E+04**
1181	SU1	7/29/2004	**1.14E+04**
1182	SU1	7/29/2004	**1.09E+04**
1183	SU1	7/29/2004	**1.03E+04**
1184	SU1	7/29/2004	**1.02E+04**
1185	SU1	7/29/2004	**1.08E+04**
1186	SU1	7/29/2004	**9.81E+03**
1187	SU1	7/29/2004	**9.30E+03**
1188	SU1	7/29/2004	**9.79E+03**
1189	SU1	7/29/2004	**1.12E+04**
1190	SU1	7/29/2004	**1.07E+04**
1191	SU1	7/29/2004	**1.17E+04**
1192	SU1	7/29/2004	**1.10E+04**
1193	SU1	7/29/2004	**9.82E+03**
1194	SU1	7/29/2004	**1.08E+04**
1195	SU1	7/29/2004	**1.03E+04**
1196	SU1	7/29/2004	**1.04E+04**
1197	SU1	7/29/2004	**1.06E+04**
1198	SU1	7/29/2004	**9.03E+03**
1199	SU1	7/29/2004	**9.79E+03**

RVAAP West Tank Farm Gamma Scan Data Sheet

Survey Point	Survey Unit	Date Surveyed	Gross CPM
1200	SU1	7/29/2004	**1.06E+04**
1201	SU1	7/29/2004	**1.08E+04**
1202	SU1	7/29/2004	**1.13E+04**
1203	SU1	7/29/2004	**1.23E+04**
1204	SU1	7/29/2004	**1.12E+04**
1205	SU1	7/29/2004	**1.08E+04**
1206	SU1	7/29/2004	**9.91E+03**
1207	SU1	7/29/2004	**1.10E+04**
1208	SU1	7/29/2004	**1.07E+04**
1209	SU1	7/29/2004	**1.06E+04**
1210	SU1	7/29/2004	**8.91E+03**
1211	SU1	7/29/2004	**9.64E+03**
1212	SU1	7/29/2004	**9.91E+03**
1213	SU1	7/29/2004	**9.33E+03**
1214	SU1	7/29/2004	**9.90E+03**
1215	SU1	7/29/2004	**1.00E+04**
1216	SU1	7/29/2004	**1.01E+04**
1217	SU1	7/29/2004	**1.04E+04**
1218	SU1	7/29/2004	**1.01E+04**
1219	SU1	7/29/2004	**9.65E+03**
1220	SU1	7/29/2004	**1.00E+04**
1221	SU1	7/29/2004	**9.98E+03**
1222	SU1	7/29/2004	**1.10E+04**
1223	SU1	7/29/2004	**1.11E+04**
1224	SU1	7/29/2004	**1.01E+04**
1225	SU1	7/29/2004	**1.08E+04**
1226	SU1	7/29/2004	**9.86E+03**
1227	SU1	7/29/2004	**9.25E+03**
1228	SU1	7/29/2004	**9.34E+03**
1229	SU1	7/29/2004	**1.04E+04**
1230	SU1	7/29/2004	**1.14E+04**
1231	SU1	7/29/2004	**9.97E+03**
1232	SU1	7/29/2004	**9.19E+03**
1233	SU1	7/29/2004	**9.82E+03**
1234	SU1	7/29/2004	**9.53E+03**
1235	SU1	7/29/2004	**9.25E+03**
1236	SU1	7/29/2004	**1.05E+04**
1237	SU1	7/29/2004	**9.48E+03**
1238	SU1	7/29/2004	**9.38E+03**
1239	SU1	7/29/2004	**1.04E+04**
1240	SU1	7/29/2004	**9.09E+03**
1241	SU1	7/29/2004	**9.12E+03**
1242	SU1	7/29/2004	**1.17E+04**
1243	SU1	7/29/2004	**1.26E+04**
1244	SU1	7/29/2004	**9.90E+03**
1245	SU1	7/29/2004	**1.02E+04**
1246	SU1	7/29/2004	**1.07E+04**
1247	SU1	7/29/2004	**1.05E+04**
1248	SU1	7/29/2004	**1.31E+04**
1249	SU1	7/29/2004	**1.40E+04**

RVAAP West Tank Farm Gamma Scan Data Sheet

Survey Point	Survey Unit	Date Surveyed	Gross CPM
1250	SU1	7/29/2004	**1.39E+04**
1251	SU1	7/29/2004	**1.37E+04**
1252	SU1	7/29/2004	**1.50E+04**
1253	SU1	7/29/2004	**1.47E+04**
1254	SU1	7/29/2004	**1.35E+04**
1255	SU1	7/29/2004	**1.38E+04**
1256	SU1	7/29/2004	**1.41E+04**
1257	SU1	7/29/2004	**1.25E+04**
1258	SU1	7/29/2004	**1.39E+04**
1259	SU1	7/29/2004	**1.36E+04**
1260	SU1	7/29/2004	**1.23E+04**
1261	SU1	7/29/2004	**1.35E+04**
1262	SU1	7/29/2004	**1.36E+04**
1263	SU1	7/29/2004	**1.33E+04**
1264	SU1	7/29/2004	**1.31E+04**
1265	SU1	7/29/2004	**1.37E+04**
1266	SU1	7/29/2004	**1.24E+04**
1267	SU1	7/29/2004	**1.24E+04**
1268	SU1	7/29/2004	**1.19E+04**
1269	SU1	7/29/2004	**1.33E+04**
1270	SU1	7/29/2004	**1.24E+04**
1271	SU1	7/29/2004	**1.32E+04**
1272	SU1	7/29/2004	**1.30E+04**
1273	SU1	7/29/2004	**1.11E+04**
1274	SU1	7/29/2004	**1.02E+04**
1275	SU1	7/29/2004	**9.44E+03**
1276	SU1	7/29/2004	**1.15E+04**
1277	SU1	7/29/2004	**9.80E+03**
1278	SU1	7/29/2004	**9.87E+03**
1279	SU1	7/29/2004	**9.24E+03**
1280	SU1	7/29/2004	**9.08E+03**
1281	SU1	7/29/2004	**9.62E+03**
1282	SU1	7/29/2004	**1.04E+04**
1283	SU1	7/29/2004	**1.01E+04**
1284	SU1	7/29/2004	**1.02E+04**
1285	SU1	7/29/2004	**1.01E+04**
1286	SU1	7/29/2004	**9.26E+03**
1287	SU1	7/29/2004	**9.17E+03**
1288	SU1	7/29/2004	**1.01E+04**
1289	SU1	7/29/2004	**9.51E+03**
1290	SU1	7/29/2004	**9.23E+03**
1291	SU1	7/29/2004	**1.11E+04**
1292	SU1	7/29/2004	**1.14E+04**
1293	SU1	7/29/2004	**1.01E+04**
1294	SU1	7/29/2004	**1.03E+04**
1295	SU1	7/29/2004	**9.11E+03**
1296	SU1	7/29/2004	**9.72E+03**
1297	SU1	7/29/2004	**9.93E+03**
1298	SU1	7/29/2004	**9.99E+03**
1299	SU1	7/29/2004	**1.10E+04**

RVAAP West Tank Farm Gamma Scan Data Sheet

Survey Point	Survey Unit	Date Surveyed	Gross CPM
1300	SU1	7/29/2004	**9.66E+03**
1301	SU1	7/29/2004	**9.48E+03**
1302	SU1	7/29/2004	**9.28E+03**
1303	SU1	7/29/2004	**1.19E+04**
1304	SU1	7/29/2004	**9.66E+03**
1305	SU1	7/29/2004	**8.95E+03**
1306	SU1	7/29/2004	**1.02E+04**
1307	SU1	7/29/2004	**8.63E+03**
1308	SU1	7/29/2004	**8.20E+03**
1309	SU1	7/29/2004	**9.05E+03**
1310	SU1	7/29/2004	**9.17E+03**
1311	SU1	7/29/2004	**1.07E+04**
1312	SU1	7/29/2004	**8.57E+03**
1313	SU1	7/29/2004	**1.01E+04**
1314	SU1	7/29/2004	**1.02E+04**
1315	SU1	7/29/2004	**1.10E+04**
1316	SU1	7/29/2004	**1.11E+04**
1317	SU1	7/29/2004	**9.77E+03**
1318	SU1	7/29/2004	**1.11E+04**
1319	SU1	7/29/2004	**9.72E+03**
1320	SU1	7/29/2004	**1.01E+04**
1321	SU1	7/29/2004	**9.97E+03**
1322	SU1	7/29/2004	**9.09E+03**
1323	SU1	7/29/2004	**9.36E+03**
1324	SU1	7/29/2004	**8.91E+03**
1325	SU1	7/29/2004	**1.02E+04**
1326	SU1	7/29/2004	**9.72E+03**
1327	SU1	7/29/2004	**8.42E+03**
1328	SU1	7/29/2004	**1.00E+04**
1329	SU1	7/29/2004	**9.19E+03**
1330	SU1	7/29/2004	**1.04E+04**
1331	SU1	7/29/2004	**9.57E+03**
1332	SU1	7/29/2004	**1.08E+04**
1333	SU1	7/29/2004	**1.07E+04**
1334	SU1	7/29/2004	**1.09E+04**
1335	SU1	7/29/2004	**1.09E+04**
1336	SU1	7/29/2004	**1.03E+04**
1337	SU1	7/29/2004	**9.89E+03**
1338	SU1	7/29/2004	**9.96E+03**
1339	SU1	7/29/2004	**9.75E+03**
1340	SU1	7/29/2004	**8.93E+03**
1341	SU1	7/29/2004	**9.82E+03**
1342	SU1	7/29/2004	**1.09E+04**
1343	SU1	7/29/2004	**1.04E+04**
1344	SU1	7/29/2004	**9.81E+03**
1345	SU1	7/29/2004	**9.75E+03**
1346	SU1	7/29/2004	**9.53E+03**
1347	SU1	7/29/2004	**1.11E+04**
1348	SU1	7/29/2004	**1.09E+04**
1349	SU1	7/29/2004	**1.11E+04**

RVAAP West Tank Farm Gamma Scan Data Sheet

Survey Point	Survey Unit	Date Surveyed	Gross CPM
1350	SU1	7/29/2004	**1.08E+04**
1351	SU1	7/29/2004	**1.11E+04**
1352	SU1	7/29/2004	**1.03E+04**
1353	SU1	7/29/2004	**1.06E+04**
1354	SU1	7/29/2004	**9.93E+03**
1355	SU1	7/29/2004	**1.05E+04**
1356	SU1	7/29/2004	**1.15E+04**
1357	SU1	7/29/2004	**1.12E+04**
1358	SU1	7/29/2004	**1.18E+04**
1359	SU1	7/29/2004	**9.75E+03**
1360	SU1	7/29/2004	**9.79E+03**
1361	SU1	7/29/2004	**1.09E+04**
1362	SU1	7/29/2004	**9.65E+03**
1363	SU1	7/29/2004	**1.02E+04**
1364	SU1	7/29/2004	**9.31E+03**
1365	SU1	7/29/2004	**1.02E+04**
1366	SU1	7/29/2004	**1.00E+04**
1367	SU1	7/29/2004	**9.21E+03**
1368	SU1	7/29/2004	**9.53E+03**
1369	SU1	7/29/2004	**1.00E+04**
1370	SU1	7/29/2004	**1.01E+04**
1371	SU1	7/29/2004	**1.07E+04**
1372	SU1	7/29/2004	**1.09E+04**
1373	SU1	7/29/2004	**1.03E+04**
1374	SU1	7/29/2004	**8.99E+03**
1375	SU1	7/29/2004	**9.42E+03**
1376	SU1	7/29/2004	**1.10E+04**
1377	SU1	7/29/2004	**9.71E+03**
1378	SU1	7/29/2004	**9.07E+03**
1379	SU1	7/29/2004	**8.64E+03**
1380	SU1	7/29/2004	**1.04E+04**
1381	SU1	7/29/2004	**9.65E+03**
1382	SU1	7/29/2004	**9.04E+03**
1383	SU1	7/29/2004	**1.06E+04**
1384	SU1	7/29/2004	**1.06E+04**
1385	SU1	7/29/2004	**8.84E+03**
1386	SU1	7/29/2004	**9.05E+03**
1387	SU1	7/29/2004	**9.75E+03**
1388	SU1	7/29/2004	**9.56E+03**
1389	SU1	7/29/2004	**8.96E+03**
1390	SU1	7/29/2004	**1.05E+04**
1391	SU1	7/29/2004	**1.03E+04**
1392	SU1	7/29/2004	**9.64E+03**
1393	SU1	7/29/2004	**1.05E+04**
1394	SU1	7/29/2004	**9.61E+03**
1395	SU1	7/29/2004	**9.60E+03**
1396	SU1	7/29/2004	**8.23E+03**
1397	SU1	7/29/2004	**1.00E+04**
1398	SU1	7/29/2004	**9.49E+03**
1399	SU1	7/29/2004	**8.62E+03**

RVAAP West Tank Farm Gamma Scan Data Sheet

Survey Point	Survey Unit	Date Surveyed	Gross CPM
1400	SU1	7/29/2004	**8.64E+03**
1401	SU1	7/29/2004	**9.83E+03**
1402	SU1	7/29/2004	**9.86E+03**
1403	SU1	7/29/2004	**9.97E+03**
1404	SU1	7/29/2004	**9.52E+03**
1405	SU1	7/29/2004	**1.04E+04**
1406	SU1	7/29/2004	**1.15E+04**
1407	SU1	7/29/2004	**1.12E+04**
1408	SU1	7/29/2004	**9.36E+03**
1409	SU1	7/29/2004	**1.06E+04**
1410	SU1	7/29/2004	**9.46E+03**
1411	SU1	7/29/2004	**1.03E+04**
1412	SU1	7/29/2004	**1.09E+04**
1413	SU1	7/29/2004	**8.46E+03**
1414	SU1	7/29/2004	**9.75E+03**
1415	SU1	7/29/2004	**8.45E+03**
1416	SU1	7/29/2004	**8.96E+03**
1417	SU1	7/29/2004	**9.09E+03**
1418	SU1	7/29/2004	**9.38E+03**
1419	SU1	7/29/2004	**9.16E+03**
1420	SU1	7/29/2004	**1.15E+04**
1421	SU1	7/29/2004	**1.05E+04**
1422	SU1	7/29/2004	**1.11E+04**
1423	SU1	7/29/2004	**1.11E+04**
1424	SU1	7/29/2004	**1.17E+04**
1425	SU1	7/29/2004	**1.26E+04**
1426	SU1	7/29/2004	**1.30E+04**
1427	SU1	7/29/2004	**1.01E+04**
1428	SU1	7/29/2004	**1.23E+04**
1429	SU1	7/29/2004	**1.30E+04**
1430	SU1	7/29/2004	**1.30E+04**
1431	SU1	7/29/2004	**1.33E+04**
1432	SU1	7/29/2004	**1.17E+04**
1433	SU1	7/29/2004	**1.29E+04**
1434	SU1	7/29/2004	**1.28E+04**
1435	SU1	7/29/2004	**1.34E+04**
1436	SU1	7/29/2004	**1.37E+04**
1437	SU1	7/29/2004	**1.25E+04**
1438	SU1	7/29/2004	**1.22E+04**
1439	SU1	7/29/2004	**1.27E+04**
1440	SU1	7/29/2004	**1.30E+04**

Survey Unit #1 Gamma Scan Data

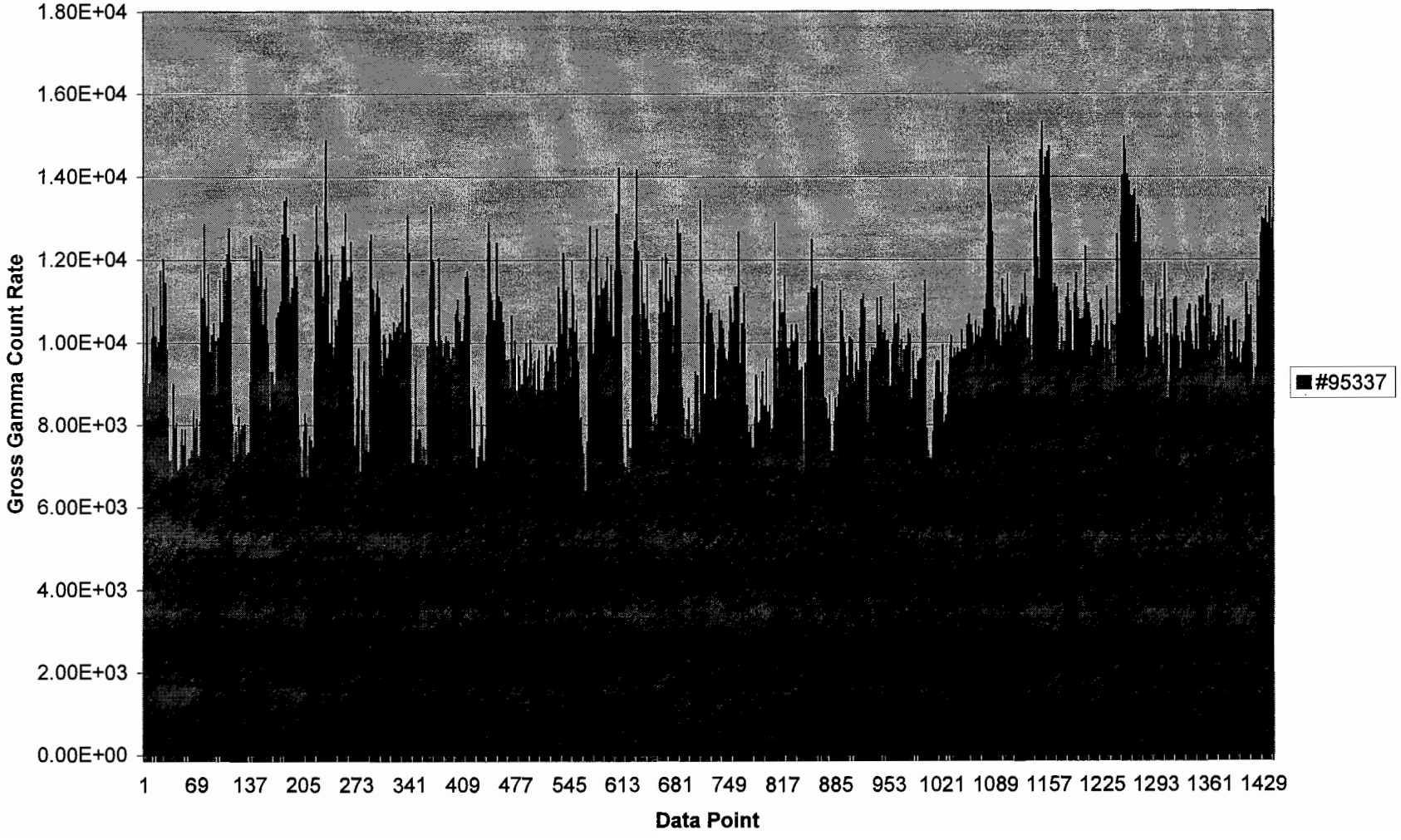

Survey Unit #2

RVAAP West Tank Farm Gamma Scan Data Sheet

Meter Model #: 2350-1
Meter S/N: 134743
Probe S/N: 685492
Cal Due Date: 5/3/2005
Surveyed By: Alan Bradley

Survey Point	Survey Unit	Date Surveyed	Gross CPM
0	SU2	8/4/2004	**5.84E+03**
1	SU2	8/4/2004	**1.01E+04**
2	SU2	8/4/2004	**1.09E+04**
3	SU2	8/4/2004	**9.00E+03**
4	SU2	8/4/2004	**1.07E+04**
5	SU2	8/4/2004	**1.06E+04**
6	SU2	8/4/2004	**1.04E+04**
7	SU2	8/4/2004	**9.81E+03**
8	SU2	8/4/2004	**8.92E+03**
9	SU2	8/4/2004	**8.19E+03**
10	SU2	8/4/2004	**8.07E+03**
11	SU2	8/4/2004	**8.91E+03**
12	SU2	8/4/2004	**9.33E+03**
13	SU2	8/4/2004	**9.68E+03**
14	SU2	8/4/2004	**9.72E+03**
15	SU2	8/4/2004	**9.60E+03**
16	SU2	8/4/2004	**9.46E+03**
17	SU2	8/4/2004	**9.96E+03**
18	SU2	8/4/2004	**1.15E+04**
19	SU2	8/4/2004	**1.00E+04**
20	SU2	8/4/2004	**1.03E+04**
21	SU2	8/4/2004	**1.03E+04**
22	SU2	8/4/2004	**1.14E+04**
23	SU2	8/4/2004	**1.12E+04**
24	SU2	8/4/2004	**1.19E+04**
25	SU2	8/4/2004	**1.11E+04**
26	SU2	8/4/2004	**1.06E+04**
27	SU2	8/4/2004	**9.50E+03**
28	SU2	8/4/2004	**1.05E+04**
29	SU2	8/4/2004	**9.21E+03**
30	SU2	8/4/2004	**9.69E+03**
31	SU2	8/4/2004	**9.44E+03**
32	SU2	8/4/2004	**8.32E+03**
33	SU2	8/4/2004	**8.96E+03**
34	SU2	8/4/2004	**8.81E+03**
35	SU2	8/4/2004	**6.87E+03**
36	SU2	8/4/2004	**9.43E+03**
37	SU2	8/4/2004	**9.07E+03**
38	SU2	8/4/2004	**8.52E+03**
39	SU2	8/4/2004	**8.09E+03**
40	SU2	8/4/2004	**8.22E+03**
41	SU2	8/4/2004	**8.28E+03**
42	SU2	8/4/2004	**7.92E+03**
43	SU2	8/4/2004	**8.51E+03**
44	SU2	8/4/2004	**7.86E+03**
45	SU2	8/4/2004	**8.25E+03**
46	SU2	8/4/2004	**8.38E+03**
47	SU2	8/4/2004	**8.00E+03**
48	SU2	8/4/2004	**7.11E+03**
49	SU2	8/4/2004	**8.12E+03**
50	SU2	8/4/2004	**7.66E+03**
51	SU2	8/4/2004	**7.71E+03**
52	SU2	8/4/2004	**7.82E+03**
53	SU2	8/4/2004	**8.91E+03**
54	SU2	8/4/2004	**9.00E+03**
55	SU2	8/4/2004	**8.39E+03**
56	SU2	8/4/2004	**8.81E+03**
57	SU2	8/4/2004	**9.87E+03**
58	SU2	8/4/2004	**9.67E+03**

RVAAP West Tank Farm Gamma Scan Data Sheet

Survey Point	Survey Unit	Date Surveyed	Gross CPM
59	SU2	8/4/2004	**1.02E+04**
60	SU2	8/4/2004	**1.01E+04**
61	SU2	8/4/2004	**1.02E+04**
62	SU2	8/4/2004	**1.14E+04**
63	SU2	8/4/2004	**1.13E+04**
64	SU2	8/4/2004	**1.16E+04**
65	SU2	8/4/2004	**1.19E+04**
66	SU2	8/4/2004	**1.20E+04**
67	SU2	8/4/2004	**1.37E+04**
68	SU2	8/4/2004	**1.32E+04**
69	SU2	8/4/2004	**1.28E+04**
70	SU2	8/4/2004	**1.24E+04**
71	SU2	8/4/2004	**1.07E+04**
72	SU2	8/4/2004	**1.01E+04**
73	SU2	8/4/2004	**7.25E+03**
74	SU2	8/4/2004	**9.80E+03**
75	SU2	8/4/2004	**9.74E+03**
76	SU2	8/4/2004	**1.15E+04**
77	SU2	8/4/2004	**1.10E+04**
78	SU2	8/4/2004	**9.91E+03**
79	SU2	8/4/2004	**9.06E+03**
80	SU2	8/4/2004	**9.65E+03**
81	SU2	8/4/2004	**1.17E+04**
82	SU2	8/4/2004	**1.22E+04**
83	SU2	8/4/2004	**1.09E+04**
84	SU2	8/4/2004	**1.03E+04**
85	SU2	8/4/2004	**1.07E+04**
86	SU2	8/4/2004	**9.68E+03**
87	SU2	8/4/2004	**1.15E+04**
88	SU2	8/4/2004	**8.88E+03**
89	SU2	8/4/2004	**8.02E+03**
90	SU2	8/4/2004	**7.83E+03**
91	SU2	8/4/2004	**7.54E+03**
92	SU2	8/4/2004	**7.56E+03**
93	SU2	8/4/2004	**9.23E+03**
94	SU2	8/4/2004	**9.83E+03**
95	SU2	8/4/2004	**7.96E+03**
96	SU2	8/4/2004	**8.54E+03**
97	SU2	8/4/2004	**8.30E+03**
98	SU2	8/4/2004	**8.38E+03**
99	SU2	8/4/2004	**8.33E+03**
100	SU2	8/4/2004	**8.28E+03**
101	SU2	8/4/2004	**9.73E+03**
102	SU2	8/4/2004	**9.19E+03**
103	SU2	8/4/2004	**8.92E+03**
104	SU2	8/4/2004	**8.66E+03**
105	SU2	8/4/2004	**8.94E+03**
106	SU2	8/4/2004	**8.09E+03**
107	SU2	8/4/2004	**9.20E+03**
108	SU2	8/4/2004	**1.05E+04**
109	SU2	8/4/2004	**9.12E+03**
110	SU2	8/4/2004	**9.68E+03**
111	SU2	8/4/2004	**9.43E+03**
112	SU2	8/4/2004	**1.10E+04**
113	SU2	8/4/2004	**1.16E+04**
114	SU2	8/4/2004	**1.20E+04**
115	SU2	8/4/2004	**9.96E+03**
116	SU2	8/4/2004	**1.16E+04**
117	SU2	8/4/2004	**1.04E+04**

RVAAP West Tank Farm Gamma Scan Data Sheet

Survey Point	Survey Unit	Date Surveyed	Gross CPM
118	SU2	8/4/2004	9.84E+03
119	SU2	8/4/2004	1.18E+04
120	SU2	8/4/2004	1.04E+04
121	SU2	8/4/2004	8.86E+03
122	SU2	8/4/2004	9.18E+03
123	SU2	8/4/2004	1.00E+04
124	SU2	8/4/2004	8.96E+03
125	SU2	8/4/2004	9.72E+03
126	SU2	8/4/2004	9.20E+03
127	SU2	8/4/2004	8.95E+03
128	SU2	8/4/2004	8.28E+03
129	SU2	8/4/2004	8.21E+03
130	SU2	8/4/2004	1.10E+04
131	SU2	8/4/2004	1.12E+04
132	SU2	8/4/2004	1.02E+04
133	SU2	8/4/2004	1.01E+04
134	SU2	8/4/2004	1.04E+04
135	SU2	8/4/2004	8.66E+03
136	SU2	8/4/2004	9.14E+03
137	SU2	8/4/2004	8.47E+03
138	SU2	8/4/2004	1.17E+04
139	SU2	8/4/2004	9.57E+03
140	SU2	8/4/2004	9.06E+03
141	SU2	8/4/2004	9.82E+03
142	SU2	8/4/2004	1.02E+04
143	SU2	8/4/2004	9.17E+03
144	SU2	8/4/2004	1.09E+04
145	SU2	8/4/2004	9.77E+03
146	SU2	8/4/2004	1.26E+04
147	SU2	8/4/2004	1.04E+04
148	SU2	8/4/2004	9.34E+03
149	SU2	8/4/2004	8.05E+03
150	SU2	8/4/2004	8.51E+03
151	SU2	8/4/2004	9.43E+03
152	SU2	8/4/2004	9.74E+03
153	SU2	8/4/2004	9.68E+03
154	SU2	8/4/2004	1.10E+04
155	SU2	8/4/2004	1.07E+04
156	SU2	8/4/2004	1.04E+04
157	SU2	8/4/2004	1.16E+04
158	SU2	8/4/2004	1.06E+04
159	SU2	8/4/2004	1.08E+04
160	SU2	8/4/2004	1.03E+04
161	SU2	8/4/2004	1.04E+04
162	SU2	8/4/2004	1.04E+04
163	SU2	8/4/2004	1.04E+04
164	SU2	8/4/2004	1.04E+04
165	SU2	8/4/2004	1.13E+04
166	SU2	8/4/2004	1.15E+04
167	SU2	8/4/2004	1.05E+04
168	SU2	8/4/2004	1.20E+04
169	SU2	8/4/2004	1.07E+04
170	SU2	8/4/2004	1.04E+04
171	SU2	8/4/2004	8.18E+03
172	SU2	8/4/2004	9.45E+03
173	SU2	8/4/2004	9.36E+03
174	SU2	8/4/2004	7.76E+03
175	SU2	8/4/2004	9.60E+03
176	SU2	8/4/2004	8.17E+03

RVAAP West Tank Farm Gamma Scan Data Sheet

Survey Point	Survey Unit	Date Surveyed	Gross CPM
177	SU2	8/4/2004	8.43E+03
178	SU2	8/4/2004	9.27E+03
179	SU2	8/4/2004	8.65E+03
180	SU2	8/4/2004	8.43E+03
181	SU2	8/4/2004	7.76E+03
182	SU2	8/4/2004	9.21E+03
183	SU2	8/4/2004	7.25E+03
184	SU2	8/4/2004	7.64E+03
185	SU2	8/4/2004	8.24E+03
186	SU2	8/4/2004	8.49E+03
187	SU2	8/4/2004	7.17E+03
188	SU2	8/4/2004	7.55E+03
189	SU2	8/4/2004	8.68E+03
190	SU2	8/4/2004	8.27E+03
191	SU2	8/4/2004	7.92E+03
192	SU2	8/4/2004	6.74E+03
193	SU2	8/4/2004	7.93E+03
194	SU2	8/4/2004	7.39E+03
195	SU2	8/4/2004	8.46E+03
196	SU2	8/4/2004	8.00E+03
197	SU2	8/4/2004	8.95E+03
198	SU2	8/4/2004	9.40E+03
199	SU2	8/4/2004	8.97E+03
200	SU2	8/4/2004	9.99E+03
201	SU2	8/4/2004	8.84E+03
202	SU2	8/4/2004	8.69E+03
203	SU2	8/4/2004	8.18E+03
204	SU2	8/4/2004	9.01E+03
205	SU2	8/4/2004	8.46E+03
206	SU2	8/4/2004	1.00E+04
207	SU2	8/4/2004	9.66E+03
208	SU2	8/4/2004	1.08E+04
209	SU2	8/4/2004	1.03E+04
210	SU2	8/4/2004	9.51E+03
211	SU2	8/4/2004	1.12E+04
212	SU2	8/4/2004	1.08E+04
213	SU2	8/4/2004	1.11E+04
214	SU2	8/4/2004	1.19E+04
215	SU2	8/4/2004	1.00E+04
216	SU2	8/4/2004	9.00E+03
217	SU2	8/4/2004	1.09E+04
218	SU2	8/4/2004	1.07E+04
219	SU2	8/4/2004	1.05E+04
220	SU2	8/4/2004	1.16E+04
221	SU2	8/4/2004	1.10E+04
222	SU2	8/4/2004	1.04E+04
223	SU2	8/4/2004	1.11E+04
224	SU2	8/4/2004	1.13E+04
225	SU2	8/4/2004	1.05E+04
226	SU2	8/4/2004	1.04E+04
227	SU2	8/4/2004	1.13E+04
228	SU2	8/4/2004	1.05E+04
229	SU2	8/4/2004	1.06E+04
230	SU2	8/4/2004	8.75E+03
231	SU2	8/4/2004	9.62E+03
232	SU2	8/4/2004	9.08E+03
233	SU2	8/4/2004	9.91E+03
234	SU2	8/4/2004	9.18E+03
235	SU2	8/4/2004	7.13E+03

RVAAP West Tank Farm Gamma Scan Data Sheet

Survey Point	Survey Unit	Date Surveyed	Gross CPM
236	SU2	8/4/2004	**8.24E+03**
237	SU2	8/4/2004	**8.52E+03**
238	SU2	8/4/2004	**1.10E+04**
239	SU2	8/4/2004	**1.04E+04**
240	SU2	8/4/2004	**9.89E+03**
241	SU2	8/4/2004	**1.06E+04**
242	SU2	8/4/2004	**8.67E+03**
243	SU2	8/4/2004	**9.16E+03**
244	SU2	8/4/2004	**8.25E+03**
245	SU2	8/4/2004	**8.90E+03**
246	SU2	8/4/2004	**1.02E+04**
247	SU2	8/4/2004	**1.04E+04**
248	SU2	8/4/2004	**1.16E+04**
249	SU2	8/4/2004	**1.12E+04**
250	SU2	8/4/2004	**8.76E+03**
251	SU2	8/4/2004	**7.78E+03**
252	SU2	8/4/2004	**8.10E+03**
253	SU2	8/4/2004	**9.02E+03**
254	SU2	8/4/2004	**8.98E+03**
255	SU2	8/4/2004	**1.07E+04**
256	SU2	8/4/2004	**9.69E+03**
257	SU2	8/4/2004	**9.88E+03**
258	SU2	8/4/2004	**1.05E+04**
259	SU2	8/4/2004	**1.04E+04**
260	SU2	8/4/2004	**1.07E+04**
261	SU2	8/4/2004	**1.04E+04**
262	SU2	8/4/2004	**1.08E+04**
263	SU2	8/4/2004	**9.67E+03**
264	SU2	8/4/2004	**1.13E+04**
265	SU2	8/4/2004	**1.09E+04**
266	SU2	8/4/2004	**1.13E+04**
267	SU2	8/4/2004	**8.78E+03**
268	SU2	8/4/2004	**9.87E+03**
269	SU2	8/4/2004	**9.87E+03**
270	SU2	8/4/2004	**1.04E+04**
271	SU2	8/4/2004	**9.93E+03**
272	SU2	8/4/2004	**8.94E+03**
273	SU2	8/4/2004	**1.14E+04**
274	SU2	8/4/2004	**7.78E+03**
275	SU2	8/4/2004	**8.90E+03**
276	SU2	8/4/2004	**1.07E+04**
277	SU2	8/4/2004	**1.08E+04**
278	SU2	8/4/2004	**9.91E+03**
279	SU2	8/4/2004	**1.01E+04**
280	SU2	8/4/2004	**8.49E+03**
281	SU2	8/4/2004	**9.72E+03**
282	SU2	8/4/2004	**9.45E+03**
283	SU2	8/4/2004	**9.75E+03**
284	SU2	8/4/2004	**1.00E+04**
285	SU2	8/4/2004	**9.43E+03**
286	SU2	8/4/2004	**9.57E+03**
287	SU2	8/4/2004	**9.63E+03**
288	SU2	8/4/2004	**8.45E+03**
289	SU2	8/4/2004	**9.37E+03**
290	SU2	8/4/2004	**8.99E+03**
291	SU2	8/4/2004	**8.26E+03**
292	SU2	8/4/2004	**8.56E+03**
293	SU2	8/4/2004	**8.04E+03**
294	SU2	8/4/2004	**7.18E+03**

RVAAP West Tank Farm Gamma Scan Data Sheet

Survey Point	Survey Unit	Date Surveyed	Gross CPM
295	SU2	8/4/2004	**6.54E+03**
296	SU2	8/4/2004	**8.56E+03**
297	SU2	8/4/2004	**1.21E+04**
298	SU2	8/4/2004	**1.21E+04**
299	SU2	8/4/2004	**1.13E+04**
300	SU2	8/4/2004	**1.07E+04**
301	SU2	8/4/2004	**1.11E+04**
302	SU2	8/4/2004	**1.19E+04**
303	SU2	8/4/2004	**1.18E+04**
304	SU2	8/4/2004	**1.05E+04**
305	SU2	8/4/2004	**1.14E+04**
306	SU2	8/4/2004	**1.30E+04**
307	SU2	8/4/2004	**1.34E+04**
308	SU2	8/4/2004	**1.22E+04**
309	SU2	8/4/2004	**1.36E+04**
310	SU2	8/4/2004	**1.31E+04**
311	SU2	8/4/2004	**1.35E+04**
312	SU2	8/4/2004	**1.20E+04**
313	SU2	8/4/2004	**1.26E+04**
314	SU2	8/4/2004	**1.29E+04**
315	SU2	8/4/2004	**1.04E+04**
316	SU2	8/4/2004	**1.16E+04**
317	SU2	8/4/2004	**1.15E+04**
318	SU2	8/4/2004	**1.18E+04**
319	SU2	8/4/2004	**9.30E+03**
320	SU2	8/4/2004	**1.01E+04**
321	SU2	8/4/2004	**1.04E+04**
322	SU2	8/4/2004	**9.11E+03**
323	SU2	8/4/2004	**9.06E+03**
324	SU2	8/4/2004	**8.65E+03**
325	SU2	8/4/2004	**7.54E+03**
326	SU2	8/4/2004	**8.31E+03**
327	SU2	8/4/2004	**7.70E+03**
328	SU2	8/4/2004	**9.07E+03**
329	SU2	8/4/2004	**9.00E+03**
330	SU2	8/4/2004	**9.05E+03**
331	SU2	8/4/2004	**8.70E+03**
332	SU2	8/4/2004	**1.03E+04**
333	SU2	8/4/2004	**8.08E+03**
334	SU2	8/4/2004	**1.04E+04**
335	SU2	8/4/2004	**9.67E+03**
336	SU2	8/4/2004	**9.32E+03**
337	SU2	8/4/2004	**1.04E+04**
338	SU2	8/4/2004	**9.95E+03**
339	SU2	8/4/2004	**1.06E+04**
340	SU2	8/4/2004	**9.38E+03**
341	SU2	8/4/2004	**9.74E+03**
342	SU2	8/4/2004	**1.17E+04**
343	SU2	8/4/2004	**8.65E+03**
344	SU2	8/4/2004	**9.43E+03**
345	SU2	8/4/2004	**1.13E+04**
346	SU2	8/4/2004	**1.11E+04**
347	SU2	8/4/2004	**1.05E+04**
348	SU2	8/4/2004	**1.21E+04**
349	SU2	8/4/2004	**1.04E+04**
350	SU2	8/4/2004	**1.17E+04**
351	SU2	8/4/2004	**1.14E+04**
352	SU2	8/4/2004	**1.08E+04**
353	SU2	8/4/2004	**1.05E+04**

RVAAP West Tank Farm Gamma Scan Data Sheet

Survey Point	Survey Unit	Date Surveyed	Gross CPM
354	SU2	8/4/2004	**8.78E+03**
355	SU2	8/4/2004	**8.22E+03**
356	SU2	8/4/2004	**8.58E+03**
357	SU2	8/4/2004	**6.03E+03**
358	SU2	8/4/2004	**7.35E+03**
359	SU2	8/4/2004	**8.63E+03**
360	SU2	8/4/2004	**1.04E+04**
361	SU2	8/4/2004	**1.11E+04**
362	SU2	8/4/2004	**9.18E+03**
363	SU2	8/4/2004	**8.26E+03**
364	SU2	8/4/2004	**9.51E+03**
365	SU2	8/4/2004	**7.26E+03**
366	SU2	8/4/2004	**1.02E+04**
367	SU2	8/4/2004	**1.00E+04**
368	SU2	8/4/2004	**8.02E+03**
369	SU2	8/4/2004	**7.93E+03**
370	SU2	8/4/2004	**8.17E+03**
371	SU2	8/4/2004	**9.77E+03**
372	SU2	8/4/2004	**8.39E+03**
373	SU2	8/4/2004	**8.62E+03**
374	SU2	8/4/2004	**9.45E+03**
375	SU2	8/4/2004	**1.01E+04**
376	SU2	8/4/2004	**9.95E+03**
377	SU2	8/4/2004	**9.38E+03**
378	SU2	8/4/2004	**9.32E+03**
379	SU2	8/4/2004	**1.06E+04**
380	SU2	8/4/2004	**1.00E+04**
381	SU2	8/4/2004	**1.08E+04**
382	SU2	8/4/2004	**1.05E+04**
383	SU2	8/4/2004	**9.83E+03**
384	SU2	8/4/2004	**1.10E+04**
385	SU2	8/4/2004	**9.44E+03**
386	SU2	8/4/2004	**9.84E+03**
387	SU2	8/4/2004	**9.71E+03**
388	SU2	8/4/2004	**9.03E+03**
389	SU2	8/4/2004	**8.67E+03**
390	SU2	8/4/2004	**8.87E+03**
391	SU2	8/4/2004	**9.16E+03**
392	SU2	8/4/2004	**8.35E+03**
393	SU2	8/4/2004	**9.72E+03**
394	SU2	8/4/2004	**9.58E+03**
395	SU2	8/4/2004	**7.73E+03**
396	SU2	8/4/2004	**6.59E+03**
397	SU2	8/4/2004	**9.30E+03**
398	SU2	8/4/2004	**9.61E+03**
399	SU2	8/4/2004	**1.13E+04**
400	SU2	8/4/2004	**1.28E+04**
401	SU2	8/4/2004	**1.13E+04**
402	SU2	8/4/2004	**1.35E+04**
403	SU2	8/4/2004	**1.28E+04**
404	SU2	8/4/2004	**1.43E+04**
405	SU2	8/4/2004	**1.42E+04**
406	SU2	8/4/2004	**1.50E+04**
407	SU2	8/4/2004	**1.13E+04**
408	SU2	8/4/2004	**1.17E+04**
409	SU2	8/4/2004	**1.38E+04**
410	SU2	8/4/2004	**1.56E+04**
411	SU2	8/4/2004	**1.59E+04**
412	SU2	8/4/2004	**1.42E+04**

RVAAP West Tank Farm Gamma Scan Data Sheet

Survey Point	Survey Unit	Date Surveyed	Gross CPM
413	SU2	8/4/2004	**1.33E+04**
414	SU2	8/4/2004	**1.43E+04**
415	SU2	8/4/2004	**1.32E+04**
416	SU2	8/4/2004	**1.47E+04**
417	SU2	8/4/2004	**1.43E+04**
418	SU2	8/4/2004	**1.54E+04**
419	SU2	8/4/2004	**1.56E+04**
420	SU2	8/4/2004	**1.18E+04**
421	SU2	8/4/2004	**1.06E+04**
422	SU2	8/4/2004	**1.04E+04**
423	SU2	8/4/2004	**1.15E+04**
424	SU2	8/4/2004	**9.51E+03**
425	SU2	8/4/2004	**8.31E+03**
426	SU2	8/4/2004	**9.51E+03**
427	SU2	8/4/2004	**7.30E+03**
428	SU2	8/4/2004	**7.71E+03**
429	SU2	8/4/2004	**9.39E+03**
430	SU2	8/4/2004	**8.51E+03**
431	SU2	8/4/2004	**7.68E+03**
432	SU2	8/4/2004	**9.48E+03**
433	SU2	8/4/2004	**9.45E+03**
434	SU2	8/4/2004	**8.69E+03**
435	SU2	8/4/2004	**1.05E+04**
436	SU2	8/4/2004	**9.91E+03**
437	SU2	8/4/2004	**9.89E+03**
438	SU2	8/4/2004	**9.93E+03**
439	SU2	8/4/2004	**1.05E+04**
440	SU2	8/4/2004	**1.03E+04**
441	SU2	8/4/2004	**9.91E+03**
442	SU2	8/4/2004	**7.90E+03**
443	SU2	8/4/2004	**8.31E+03**
444	SU2	8/4/2004	**1.01E+04**
445	SU2	8/4/2004	**9.20E+03**
446	SU2	8/4/2004	**9.54E+03**
447	SU2	8/4/2004	**9.33E+03**
448	SU2	8/4/2004	**9.50E+03**
449	SU2	8/4/2004	**8.06E+03**
450	SU2	8/4/2004	**8.53E+03**
451	SU2	8/4/2004	**8.26E+03**
452	SU2	8/4/2004	**9.83E+03**
453	SU2	8/4/2004	**9.75E+03**
454	SU2	8/4/2004	**9.57E+03**
455	SU2	8/4/2004	**1.04E+04**
456	SU2	8/4/2004	**8.99E+03**
457	SU2	8/4/2004	**8.54E+03**
458	SU2	8/4/2004	**8.41E+03**
459	SU2	8/4/2004	**1.06E+04**
460	SU2	8/4/2004	**1.06E+04**
461	SU2	8/4/2004	**9.68E+03**
462	SU2	8/4/2004	**9.88E+03**
463	SU2	8/4/2004	**8.97E+03**
464	SU2	8/4/2004	**8.89E+03**
465	SU2	8/4/2004	**7.61E+03**
466	SU2	8/4/2004	**7.92E+03**
467	SU2	8/4/2004	**8.20E+03**
468	SU2	8/4/2004	**1.03E+04**
469	SU2	8/4/2004	**8.76E+03**
470	SU2	8/4/2004	**9.05E+03**
471	SU2	8/4/2004	**8.07E+03**

RVAAP West Tank Farm Gamma Scan Data Sheet

Survey Point	Survey Unit	Date Surveyed	Gross CPM
472	SU2	8/4/2004	9.70E+03
473	SU2	8/4/2004	9.77E+03
474	SU2	8/4/2004	1.02E+04
475	SU2	8/4/2004	9.25E+03
476	SU2	8/4/2004	1.04E+04
477	SU2	8/4/2004	9.90E+03
478	SU2	8/4/2004	8.65E+03
479	SU2	8/4/2004	1.06E+04
480	SU2	8/4/2004	7.71E+03
481	SU2	8/4/2004	7.95E+03
482	SU2	8/4/2004	6.97E+03
483	SU2	8/4/2004	7.37E+03
484	SU2	8/4/2004	9.33E+03
485	SU2	8/4/2004	8.16E+03
486	SU2	8/4/2004	8.72E+03
487	SU2	8/4/2004	9.85E+03
488	SU2	8/4/2004	8.85E+03
489	SU2	8/4/2004	8.22E+03
490	SU2	8/4/2004	8.11E+03
491	SU2	8/4/2004	1.44E+04
492	SU2	8/4/2004	1.37E+04
493	SU2	8/4/2004	1.24E+04
494	SU2	8/4/2004	7.06E+03
495	SU2	8/4/2004	9.11E+03
496	SU2	8/4/2004	8.76E+03
497	SU2	8/4/2004	7.89E+03
498	SU2	8/4/2004	9.31E+03
499	SU2	8/4/2004	7.05E+03
500	SU2	8/4/2004	7.58E+03
501	SU2	8/4/2004	7.80E+03
502	SU2	8/4/2004	9.16E+03
503	SU2	8/4/2004	1.00E+04
504	SU2	8/4/2004	1.01E+04
505	SU2	8/4/2004	1.01E+04
506	SU2	8/4/2004	9.75E+03
507	SU2	8/4/2004	9.45E+03
508	SU2	8/4/2004	1.03E+04
509	SU2	8/4/2004	1.03E+04
510	SU2	8/4/2004	1.07E+04
511	SU2	8/4/2004	1.02E+04
512	SU2	8/4/2004	9.85E+03
513	SU2	8/4/2004	9.70E+03
514	SU2	8/4/2004	9.39E+03
515	SU2	8/4/2004	9.49E+03
516	SU2	8/4/2004	8.91E+03
517	SU2	8/4/2004	8.24E+03
518	SU2	8/4/2004	7.86E+03
519	SU2	8/4/2004	9.02E+03
520	SU2	8/4/2004	1.02E+04
521	SU2	8/4/2004	9.15E+03
522	SU2	8/4/2004	1.11E+04
523	SU2	8/4/2004	8.90E+03
524	SU2	8/4/2004	1.03E+04
525	SU2	8/4/2004	9.67E+03
526	SU2	8/4/2004	9.76E+03
527	SU2	8/4/2004	1.13E+04
528	SU2	8/4/2004	1.24E+04
529	SU2	8/4/2004	1.01E+04
530	SU2	8/4/2004	1.11E+04

RVAAP West Tank Farm Gamma Scan Data Sheet

Survey Point	Survey Unit	Date Surveyed	Gross CPM
531	SU2	8/4/2004	**1.06E+04**
532	SU2	8/4/2004	**7.96E+03**
533	SU2	8/4/2004	**7.86E+03**
534	SU2	8/4/2004	**8.42E+03**
535	SU2	8/4/2004	**8.28E+03**
536	SU2	8/4/2004	**7.86E+03**
537	SU2	8/4/2004	**9.13E+03**
538	SU2	8/4/2004	**1.07E+04**
539	SU2	8/4/2004	**1.10E+04**
540	SU2	8/4/2004	**1.09E+04**
541	SU2	8/4/2004	**1.14E+04**
542	SU2	8/4/2004	**1.09E+04**
543	SU2	8/4/2004	**1.41E+04**
544	SU2	8/4/2004	**1.32E+04**
545	SU2	8/4/2004	**1.38E+04**
546	SU2	8/4/2004	**1.52E+04**
547	SU2	8/4/2004	**1.53E+04**
548	SU2	8/4/2004	**1.30E+04**
549	SU2	8/4/2004	**1.13E+04**
550	SU2	8/4/2004	**1.26E+04**
551	SU2	8/4/2004	**9.63E+03**
552	SU2	8/4/2004	**1.02E+04**
553	SU2	8/4/2004	**1.07E+04**
554	SU2	8/4/2004	**1.00E+04**
555	SU2	8/4/2004	**1.08E+04**
556	SU2	8/4/2004	**8.63E+03**
557	SU2	8/4/2004	**9.74E+03**
558	SU2	8/4/2004	**9.73E+03**
559	SU2	8/4/2004	**1.04E+04**
560	SU2	8/4/2004	**8.68E+03**
561	SU2	8/4/2004	**9.68E+03**
562	SU2	8/4/2004	**8.19E+03**
563	SU2	8/4/2004	**7.35E+03**
564	SU2	8/4/2004	**8.01E+03**
565	SU2	8/4/2004	**8.70E+03**
566	SU2	8/4/2004	**8.21E+03**
567	SU2	8/4/2004	**8.11E+03**
568	SU2	8/4/2004	**1.08E+04**
569	SU2	8/4/2004	**8.85E+03**
570	SU2	8/4/2004	**1.09E+04**
571	SU2	8/4/2004	**1.54E+04**
572	SU2	8/4/2004	**1.27E+04**
573	SU2	8/4/2004	**1.50E+04**
574	SU2	8/4/2004	**1.56E+04**
575	SU2	8/4/2004	**1.04E+04**
576	SU2	8/4/2004	**1.58E+04**
577	SU2	8/4/2004	**1.18E+04**
578	SU2	8/4/2004	**1.56E+04**
579	SU2	8/4/2004	**1.48E+04**
580	SU2	8/4/2004	**1.53E+04**
581	SU2	8/4/2004	**1.11E+04**
582	SU2	8/4/2004	**1.57E+04**
583	SU2	8/4/2004	**1.54E+04**
584	SU2	8/4/2004	**1.48E+04**
585	SU2	8/4/2004	**1.57E+04**
586	SU2	8/4/2004	**1.23E+04**
587	SU2	8/4/2004	**1.28E+04**
588	SU2	8/4/2004	**1.19E+04**
589	SU2	8/4/2004	**8.11E+03**

RVAAP West Tank Farm Gamma Scan Data Sheet

Survey Point	Survey Unit	Date Surveyed	Gross CPM
590	SU2	8/4/2004	**8.75E+03**
591	SU2	8/4/2004	**8.66E+03**
592	SU2	8/4/2004	**8.70E+03**
593	SU2	8/4/2004	**9.71E+03**
594	SU2	8/4/2004	**8.40E+03**
595	SU2	8/4/2004	**9.31E+03**
596	SU2	8/4/2004	**8.78E+03**
597	SU2	8/4/2004	**8.92E+03**
598	SU2	8/4/2004	**1.03E+04**
599	SU2	8/4/2004	**8.80E+03**
600	SU2	8/4/2004	**1.03E+04**
601	SU2	8/4/2004	**1.09E+04**
602	SU2	8/4/2004	**1.27E+04**
603	SU2	8/4/2004	**1.38E+04**
604	SU2	8/4/2004	**1.29E+04**
605	SU2	8/4/2004	**1.21E+04**
606	SU2	8/4/2004	**1.28E+04**
607	SU2	8/4/2004	**1.24E+04**
608	SU2	8/4/2004	**1.16E+04**
609	SU2	8/4/2004	**1.11E+04**
610	SU2	8/4/2004	**1.13E+04**
611	SU2	8/4/2004	**1.10E+04**
612	SU2	8/4/2004	**1.05E+04**
613	SU2	8/4/2004	**9.26E+03**
614	SU2	8/4/2004	**8.06E+03**
615	SU2	8/4/2004	**1.00E+04**
616	SU2	8/4/2004	**8.56E+03**
617	SU2	8/4/2004	**7.81E+03**
618	SU2	8/4/2004	**8.01E+03**
619	SU2	8/4/2004	**8.75E+03**
620	SU2	8/4/2004	**1.01E+04**
621	SU2	8/4/2004	**1.25E+04**
622	SU2	8/4/2004	**1.17E+04**
623	SU2	8/4/2004	**1.15E+04**
624	SU2	8/4/2004	**1.17E+04**
625	SU2	8/4/2004	**1.18E+04**
626	SU2	8/4/2004	**1.15E+04**
627	SU2	8/4/2004	**9.89E+03**
628	SU2	8/4/2004	**8.97E+03**
629	SU2	8/4/2004	**8.26E+03**
630	SU2	8/4/2004	**7.97E+03**
631	SU2	8/4/2004	**9.33E+03**
632	SU2	8/4/2004	**8.82E+03**
633	SU2	8/4/2004	**8.77E+03**
634	SU2	8/4/2004	**7.76E+03**
635	SU2	8/4/2004	**7.91E+03**
636	SU2	8/4/2004	**9.61E+03**
637	SU2	8/4/2004	**1.13E+04**
638	SU2	8/4/2004	**9.00E+03**
639	SU2	8/4/2004	**9.37E+03**
640	SU2	8/4/2004	**1.05E+04**
641	SU2	8/4/2004	**1.04E+04**
642	SU2	8/4/2004	**1.09E+04**
643	SU2	8/4/2004	**1.22E+04**
644	SU2	8/4/2004	**1.17E+04**
645	SU2	8/4/2004	**1.48E+04**
646	SU2	8/4/2004	**1.21E+04**
647	SU2	8/4/2004	**1.30E+04**
648	SU2	8/4/2004	**1.03E+04**

Survey Point	Survey Unit	Date Surveyed	Gross CPM
649	SU2	8/4/2004	**1.10E+04**
650	SU2	8/4/2004	**1.06E+04**
651	SU2	8/4/2004	**1.04E+04**
652	SU2	8/4/2004	**9.81E+03**
653	SU2	8/4/2004	**1.01E+04**
654	SU2	8/4/2004	**8.32E+03**
655	SU2	8/4/2004	**9.58E+03**
656	SU2	8/4/2004	**1.04E+04**
657	SU2	8/4/2004	**1.09E+04**
658	SU2	8/4/2004	**9.82E+03**
659	SU2	8/4/2004	**1.20E+04**
660	SU2	8/4/2004	**1.10E+04**
661	SU2	8/4/2004	**1.15E+04**
662	SU2	8/4/2004	**9.94E+03**
663	SU2	8/4/2004	**9.94E+03**
664	SU2	8/4/2004	**9.91E+03**
665	SU2	8/4/2004	**9.94E+03**
666	SU2	8/4/2004	**1.13E+04**
667	SU2	8/4/2004	**8.88E+03**
668	SU2	8/4/2004	**8.50E+03**
669	SU2	8/4/2004	**8.78E+03**
670	SU2	8/4/2004	**8.76E+03**
671	SU2	8/4/2004	**9.18E+03**
672	SU2	8/4/2004	**8.29E+03**
673	SU2	8/4/2004	**1.12E+04**
674	SU2	8/4/2004	**1.13E+04**
675	SU2	8/4/2004	**1.23E+04**
676	SU2	8/4/2004	**1.15E+04**
677	SU2	8/4/2004	**1.18E+04**
678	SU2	8/4/2004	**1.05E+04**
679	SU2	8/4/2004	**1.27E+04**
680	SU2	8/4/2004	**1.25E+04**
681	SU2	8/4/2004	**1.20E+04**
682	SU2	8/4/2004	**1.11E+04**
683	SU2	8/4/2004	**9.45E+03**
684	SU2	8/4/2004	**8.03E+03**
685	SU2	8/4/2004	**8.91E+03**
686	SU2	8/4/2004	**9.23E+03**
687	SU2	8/4/2004	**1.15E+04**
688	SU2	8/4/2004	**8.79E+03**
689	SU2	8/4/2004	**1.09E+04**
690	SU2	8/4/2004	**1.00E+04**
691	SU2	8/4/2004	**9.94E+03**
692	SU2	8/4/2004	**1.10E+04**
693	SU2	8/4/2004	**1.12E+04**
694	SU2	8/4/2004	**1.09E+04**
695	SU2	8/4/2004	**1.03E+04**
696	SU2	8/4/2004	**9.48E+03**
697	SU2	8/4/2004	**9.68E+03**
698	SU2	8/4/2004	**1.08E+04**
699	SU2	8/4/2004	**1.07E+04**
700	SU2	8/4/2004	**1.13E+04**
701	SU2	8/4/2004	**9.43E+03**
702	SU2	8/4/2004	**1.10E+04**
703	SU2	8/4/2004	**1.00E+04**
704	SU2	8/4/2004	**1.01E+04**
705	SU2	8/4/2004	**9.66E+03**
706	SU2	8/4/2004	**1.01E+04**
707	SU2	8/4/2004	**9.89E+03**

RVAAP West Tank Farm Gamma Scan Data Sheet

Survey Point	Survey Unit	Date Surveyed	Gross CPM
708	SU2	8/4/2004	9.87E+03
709	SU2	8/4/2004	9.97E+03
710	SU2	8/4/2004	9.86E+03
711	SU2	8/4/2004	1.07E+04
712	SU2	8/4/2004	1.12E+04
713	SU2	8/4/2004	1.39E+04
714	SU2	8/4/2004	1.21E+04
715	SU2	8/4/2004	1.24E+04
716	SU2	8/4/2004	1.42E+04
717	SU2	8/4/2004	1.36E+04
718	SU2	8/4/2004	1.13E+04
719	SU2	8/4/2004	1.28E+04
720	SU2	8/4/2004	1.18E+04
721	SU2	8/4/2004	1.06E+04
722	SU2	8/4/2004	9.29E+03
723	SU2	8/4/2004	1.12E+04
724	SU2	8/4/2004	1.08E+04
725	SU2	8/4/2004	9.85E+03
726	SU2	8/4/2004	9.87E+03
727	SU2	8/4/2004	9.90E+03
728	SU2	8/4/2004	1.11E+04
729	SU2	8/4/2004	9.72E+03
730	SU2	8/4/2004	1.09E+04
731	SU2	8/4/2004	8.93E+03
732	SU2	8/4/2004	9.84E+03
733	SU2	8/4/2004	9.32E+03
734	SU2	8/4/2004	9.65E+03
735	SU2	8/4/2004	1.10E+04
736	SU2	8/4/2004	1.09E+04
737	SU2	8/4/2004	1.04E+04
738	SU2	8/4/2004	9.76E+03
739	SU2	8/4/2004	8.97E+03
740	SU2	8/4/2004	9.51E+03
741	SU2	8/4/2004	8.44E+03
742	SU2	8/4/2004	8.93E+03
743	SU2	8/4/2004	7.80E+03
744	SU2	8/4/2004	7.60E+03
745	SU2	8/4/2004	8.71E+03
746	SU2	8/4/2004	9.15E+03
747	SU2	8/4/2004	9.27E+03
748	SU2	8/4/2004	8.21E+03
749	SU2	8/4/2004	8.52E+03
750	SU2	8/4/2004	9.64E+03
751	SU2	8/4/2004	8.43E+03
752	SU2	8/4/2004	7.96E+03
753	SU2	8/4/2004	9.57E+03
754	SU2	8/4/2004	9.63E+03
755	SU2	8/4/2004	1.10E+04
756	SU2	8/4/2004	8.60E+03
757	SU2	8/4/2004	7.77E+03
758	SU2	8/4/2004	9.35E+03
759	SU2	8/4/2004	9.25E+03
760	SU2	8/4/2004	9.50E+03
761	SU2	8/4/2004	8.48E+03
762	SU2	8/4/2004	1.11E+04
763	SU2	8/4/2004	1.01E+04
764	SU2	8/4/2004	1.10E+04
765	SU2	8/4/2004	7.01E+03
766	SU2	8/4/2004	8.89E+03

RVAAP West Tank Farm Gamma Scan Data Sheet

Survey Point	Survey Unit	Date Surveyed	Gross CPM
767	SU2	8/4/2004	**1.00E+04**
768	SU2	8/4/2004	**8.67E+03**
769	SU2	8/4/2004	**8.59E+03**
770	SU2	8/4/2004	**1.05E+04**
771	SU2	8/4/2004	**1.07E+04**
772	SU2	8/4/2004	**1.05E+04**
773	SU2	8/4/2004	**8.22E+03**
774	SU2	8/4/2004	**8.29E+03**
775	SU2	8/4/2004	**8.99E+03**
776	SU2	8/4/2004	**8.32E+03**
777	SU2	8/4/2004	**8.43E+03**
778	SU2	8/4/2004	**9.78E+03**
779	SU2	8/4/2004	**9.92E+03**
780	SU2	8/4/2004	**7.38E+03**
781	SU2	8/4/2004	**8.58E+03**
782	SU2	8/4/2004	**7.64E+03**
783	SU2	8/4/2004	**8.39E+03**
784	SU2	8/4/2004	**9.44E+03**
785	SU2	8/4/2004	**1.15E+04**
786	SU2	8/4/2004	**1.14E+04**
787	SU2	8/4/2004	**1.43E+04**
788	SU2	8/4/2004	**1.18E+04**
789	SU2	8/4/2004	**1.10E+04**
790	SU2	8/4/2004	**1.13E+04**
791	SU2	8/4/2004	**1.01E+04**
792	SU2	8/4/2004	**1.01E+04**
793	SU2	8/4/2004	**1.01E+04**
794	SU2	8/4/2004	**1.07E+04**
795	SU2	8/4/2004	**1.00E+04**
796	SU2	8/4/2004	**9.08E+03**
797	SU2	8/4/2004	**8.15E+03**
798	SU2	8/4/2004	**8.85E+03**
799	SU2	8/4/2004	**9.65E+03**
800	SU2	8/4/2004	**1.06E+04**
801	SU2	8/4/2004	**1.13E+04**
802	SU2	8/4/2004	**7.67E+03**
803	SU2	8/4/2004	**9.11E+03**
804	SU2	8/4/2004	**1.16E+04**
805	SU2	8/4/2004	**1.33E+04**
806	SU2	8/4/2004	**1.23E+04**
807	SU2	8/4/2004	**1.27E+04**
808	SU2	8/4/2004	**1.19E+04**
809	SU2	8/4/2004	**1.30E+04**
810	SU2	8/4/2004	**1.28E+04**
811	SU2	8/4/2004	**1.26E+04**
812	SU2	8/4/2004	**1.29E+04**
813	SU2	8/4/2004	**1.26E+04**
814	SU2	8/4/2004	**1.33E+04**
815	SU2	8/4/2004	**1.21E+04**
816	SU2	8/4/2004	**1.33E+04**
817	SU2	8/4/2004	**1.37E+04**
818	SU2	8/4/2004	**1.24E+04**
819	SU2	8/4/2004	**1.30E+04**
820	SU2	8/4/2004	**1.22E+04**
821	SU2	8/4/2004	**1.24E+04**
822	SU2	8/4/2004	**1.14E+04**
823	SU2	8/4/2004	**1.18E+04**
824	SU2	8/4/2004	**1.38E+04**
825	SU2	8/4/2004	**9.76E+03**

RVAAP West Tank Farm Gamma Scan Data Sheet

Survey Point	Survey Unit	Date Surveyed	Gross CPM
826	SU2	8/4/2004	**8.70E+03**
827	SU2	8/4/2004	**8.56E+03**
828	SU2	8/4/2004	**8.52E+03**
829	SU2	8/4/2004	**9.66E+03**
830	SU2	8/4/2004	**9.79E+03**
831	SU2	8/4/2004	**1.04E+04**
832	SU2	8/4/2004	**1.05E+04**
833	SU2	8/4/2004	**9.78E+03**
834	SU2	8/4/2004	**1.08E+04**
835	SU2	8/4/2004	**1.05E+04**
836	SU2	8/4/2004	**9.85E+03**
837	SU2	8/4/2004	**1.05E+04**
838	SU2	8/4/2004	**1.15E+04**
839	SU2	8/4/2004	**1.16E+04**
840	SU2	8/4/2004	**1.15E+04**
841	SU2	8/4/2004	**8.79E+03**
842	SU2	8/4/2004	**9.03E+03**
843	SU2	8/4/2004	**7.46E+03**
844	SU2	8/4/2004	**8.36E+03**
845	SU2	8/4/2004	**7.49E+03**
846	SU2	8/4/2004	**7.70E+03**
847	SU2	8/4/2004	**7.71E+03**
848	SU2	8/4/2004	**8.90E+03**
849	SU2	8/4/2004	**1.09E+04**
850	SU2	8/4/2004	**8.83E+03**
851	SU2	8/4/2004	**7.85E+03**
852	SU2	8/4/2004	**7.92E+03**
853	SU2	8/4/2004	**8.32E+03**
854	SU2	8/4/2004	**1.02E+04**
855	SU2	8/4/2004	**1.04E+04**
856	SU2	8/4/2004	**1.12E+04**
857	SU2	8/4/2004	**9.77E+03**
858	SU2	8/4/2004	**9.28E+03**
859	SU2	8/4/2004	**1.10E+04**
860	SU2	8/4/2004	**1.07E+04**
861	SU2	8/4/2004	**8.92E+03**
862	SU2	8/4/2004	**1.07E+04**
863	SU2	8/4/2004	**9.43E+03**
864	SU2	8/4/2004	**9.89E+03**
865	SU2	8/4/2004	**9.57E+03**
866	SU2	8/4/2004	**1.29E+04**
867	SU2	8/4/2004	**1.13E+04**
868	SU2	8/4/2004	**1.27E+04**
869	SU2	8/4/2004	**1.27E+04**
870	SU2	8/4/2004	**1.46E+04**
871	SU2	8/4/2004	**1.32E+04**
872	SU2	8/4/2004	**1.31E+04**
873	SU2	8/4/2004	**1.47E+04**
874	SU2	8/4/2004	**1.21E+04**
875	SU2	8/4/2004	**1.25E+04**
876	SU2	8/4/2004	**1.27E+04**
877	SU2	8/4/2004	**1.23E+04**
878	SU2	8/4/2004	**1.24E+04**
879	SU2	8/4/2004	**1.33E+04**
880	SU2	8/4/2004	**1.30E+04**
881	SU2	8/4/2004	**1.29E+04**
882	SU2	8/4/2004	**1.13E+04**
883	SU2	8/4/2004	**1.17E+04**
884	SU2	8/4/2004	**1.22E+04**

Survey Point	Survey Unit	Date Surveyed	Gross CPM
885	SU2	8/4/2004	**1.44E+04**
886	SU2	8/4/2004	**1.30E+04**
887	SU2	8/4/2004	**1.36E+04**
888	SU2	8/4/2004	**1.30E+04**
889	SU2	8/4/2004	**1.34E+04**
890	SU2	8/4/2004	**1.29E+04**
891	SU2	8/4/2004	**1.13E+04**
892	SU2	8/4/2004	**1.18E+04**
893	SU2	8/4/2004	**7.25E+03**
894	SU2	8/4/2004	**7.39E+03**
895	SU2	8/4/2004	**8.45E+03**
896	SU2	8/4/2004	**9.52E+03**
897	SU2	8/4/2004	**8.50E+03**
898	SU2	8/4/2004	**9.07E+03**
899	SU2	8/4/2004	**9.37E+03**
900	SU2	8/4/2004	**9.85E+03**
901	SU2	8/4/2004	**8.63E+03**
902	SU2	8/4/2004	**1.10E+04**
903	SU2	8/4/2004	**8.64E+03**
904	SU2	8/4/2004	**9.21E+03**
905	SU2	8/4/2004	**1.07E+04**
906	SU2	8/4/2004	**7.64E+03**
907	SU2	8/4/2004	**7.67E+03**
908	SU2	8/4/2004	**8.91E+03**
909	SU2	8/4/2004	**1.13E+04**
910	SU2	8/4/2004	**9.67E+03**
911	SU2	8/4/2004	**9.84E+03**
912	SU2	8/4/2004	**9.00E+03**
913	SU2	8/4/2004	**1.02E+04**
914	SU2	8/4/2004	**8.35E+03**
915	SU2	8/4/2004	**8.59E+03**
916	SU2	8/4/2004	**9.16E+03**
917	SU2	8/4/2004	**9.16E+03**
918	SU2	8/4/2004	**8.93E+03**
919	SU2	8/4/2004	**8.91E+03**
920	SU2	8/4/2004	**9.76E+03**
921	SU2	8/4/2004	**9.37E+03**
922	SU2	8/4/2004	**7.27E+03**
923	SU2	8/4/2004	**7.77E+03**
924	SU2	8/4/2004	**1.41E+04**
925	SU2	8/4/2004	**1.32E+04**
926	SU2	8/4/2004	**1.39E+04**
927	SU2	8/4/2004	**1.24E+04**
928	SU2	8/4/2004	**1.39E+04**
929	SU2	8/4/2004	**1.32E+04**
930	SU2	8/4/2004	**1.29E+04**
931	SU2	8/4/2004	**1.29E+04**
932	SU2	8/4/2004	**1.22E+04**
933	SU2	8/4/2004	**1.22E+04**
934	SU2	8/4/2004	**1.24E+04**
935	SU2	8/4/2004	**1.23E+04**
936	SU2	8/4/2004	**1.18E+04**
937	SU2	8/4/2004	**1.19E+04**
938	SU2	8/4/2004	**1.20E+04**
939	SU2	8/4/2004	**1.25E+04**
940	SU2	8/4/2004	**1.28E+04**
941	SU2	8/4/2004	**1.12E+04**
942	SU2	8/4/2004	**1.27E+04**
943	SU2	8/4/2004	**1.39E+04**

RVAAP West Tank Farm Gamma Scan Data Sheet

Survey Point	Survey Unit	Date Surveyed	Gross CPM
944	SU2	8/4/2004	1.13E+04
945	SU2	8/4/2004	9.39E+03
946	SU2	8/4/2004	1.06E+04
947	SU2	8/4/2004	1.10E+04
948	SU2	8/4/2004	1.07E+04
949	SU2	8/4/2004	1.12E+04
950	SU2	8/4/2004	1.10E+04
951	SU2	8/4/2004	1.07E+04
952	SU2	8/4/2004	1.02E+04
953	SU2	8/4/2004	1.14E+04
954	SU2	8/4/2004	1.09E+04
955	SU2	8/4/2004	1.13E+04
956	SU2	8/4/2004	1.02E+04
957	SU2	8/4/2004	1.31E+04
958	SU2	8/4/2004	1.35E+04
959	SU2	8/4/2004	1.33E+04
960	SU2	8/4/2004	1.23E+04
961	SU2	8/4/2004	1.17E+04
962	SU2	8/4/2004	1.30E+04
963	SU2	8/4/2004	1.25E+04
964	SU2	8/4/2004	1.17E+04
965	SU2	8/4/2004	9.89E+03
966	SU2	8/4/2004	7.01E+03
967	SU2	8/4/2004	8.11E+03
968	SU2	8/4/2004	8.85E+03
969	SU2	8/4/2004	9.30E+03
970	SU2	8/4/2004	8.74E+03
971	SU2	8/4/2004	1.05E+04
972	SU2	8/4/2004	9.82E+03
973	SU2	8/4/2004	8.87E+03
974	SU2	8/4/2004	9.23E+03
975	SU2	8/4/2004	7.99E+03
976	SU2	8/4/2004	1.09E+04
977	SU2	8/4/2004	1.13E+04
978	SU2	8/4/2004	8.67E+03
979	SU2	8/4/2004	8.72E+03
980	SU2	8/4/2004	8.89E+03
981	SU2	8/4/2004	8.85E+03
982	SU2	8/4/2004	9.88E+03
983	SU2	8/4/2004	9.46E+03
984	SU2	8/4/2004	8.09E+03
985	SU2	8/4/2004	9.12E+03
986	SU2	8/4/2004	9.46E+03
987	SU2	8/4/2004	9.12E+03
988	SU2	8/4/2004	1.13E+04
989	SU2	8/4/2004	1.11E+04
990	SU2	8/4/2004	7.48E+03
991	SU2	8/4/2004	7.79E+03
992	SU2	8/4/2004	1.04E+04
993	SU2	8/4/2004	1.21E+04
994	SU2	8/4/2004	1.12E+04
995	SU2	8/4/2004	1.17E+04
996	SU2	8/4/2004	1.10E+04
997	SU2	8/4/2004	1.15E+04
998	SU2	8/4/2004	8.88E+03
999	SU2	8/4/2004	1.09E+04
1000	SU2	8/4/2004	1.36E+04
1001	SU2	8/4/2004	1.45E+04
1002	SU2	8/4/2004	1.40E+04

RVAAP West Tank Farm Gamma Scan Data Sheet

Survey Point	Survey Unit	Date Surveyed	Gross CPM
1003	SU2	8/4/2004	**1.36E+04**
1004	SU2	8/4/2004	**1.36E+04**
1005	SU2	8/4/2004	**1.37E+04**
1006	SU2	8/4/2004	**1.52E+04**
1007	SU2	8/4/2004	**1.39E+04**
1008	SU2	8/4/2004	**1.15E+04**
1009	SU2	8/4/2004	**7.92E+03**
1010	SU2	8/4/2004	**9.46E+03**
1011	SU2	8/4/2004	**9.29E+03**
1012	SU2	8/4/2004	**1.20E+04**
1013	SU2	8/4/2004	**1.24E+04**
1014	SU2	8/4/2004	**1.33E+04**
1015	SU2	8/4/2004	**1.24E+04**
1016	SU2	8/4/2004	**1.20E+04**
1017	SU2	8/4/2004	**1.34E+04**
1018	SU2	8/4/2004	**1.37E+04**
1019	SU2	8/4/2004	**1.14E+04**
1020	SU2	8/4/2004	**1.25E+04**
1021	SU2	8/4/2004	**7.57E+03**
1022	SU2	8/4/2004	**8.98E+03**
1023	SU2	8/4/2004	**9.49E+03**
1024	SU2	8/4/2004	**1.04E+04**
1025	SU2	8/4/2004	**1.06E+04**
1026	SU2	8/4/2004	**7.85E+03**
1027	SU2	8/4/2004	**8.15E+03**
1028	SU2	8/4/2004	**9.44E+03**
1029	SU2	8/4/2004	**9.83E+03**
1030	SU2	8/4/2004	**9.62E+03**
1031	SU2	8/4/2004	**1.04E+04**
1032	SU2	8/4/2004	**1.13E+04**
1033	SU2	8/4/2004	**9.77E+03**
1034	SU2	8/4/2004	**8.96E+03**
1035	SU2	8/4/2004	**9.14E+03**
1036	SU2	8/4/2004	**7.43E+03**
1037	SU2	8/4/2004	**7.98E+03**
1038	SU2	8/4/2004	**6.40E+03**
1039	SU2	8/4/2004	**7.00E+03**
1040	SU2	8/4/2004	**1.21E+04**
1041	SU2	8/4/2004	**1.23E+04**
1042	SU2	8/4/2004	**1.24E+04**
1043	SU2	8/4/2004	**1.28E+04**
1044	SU2	8/4/2004	**1.21E+04**
1045	SU2	8/4/2004	**1.27E+04**
1046	SU2	8/4/2004	**9.20E+03**
1047	SU2	8/4/2004	**7.83E+03**
1048	SU2	8/4/2004	**8.02E+03**
1049	SU2	8/4/2004	**9.05E+03**
1050	SU2	8/4/2004	**1.03E+04**
1051	SU2	8/4/2004	**8.52E+03**
1052	SU2	8/4/2004	**9.12E+03**
1053	SU2	8/4/2004	**8.90E+03**
1054	SU2	8/4/2004	**9.19E+03**
1055	SU2	8/4/2004	**9.17E+03**
1056	SU2	8/4/2004	**8.47E+03**
1057	SU2	8/4/2004	**8.70E+03**
1058	SU2	8/4/2004	**8.80E+03**
1059	SU2	8/4/2004	**8.93E+03**
1060	SU2	8/4/2004	**7.80E+03**
1061	SU2	8/4/2004	**8.39E+03**

RVAAP West Tank Farm Gamma Scan Data Sheet

Survey Point	Survey Unit	Date Surveyed	Gross CPM
1062	SU2	8/4/2004	**8.82E+03**
1063	SU2	8/4/2004	**8.94E+03**
1064	SU2	8/4/2004	**1.02E+04**
1065	SU2	8/4/2004	**9.00E+03**
1066	SU2	8/4/2004	**6.19E+03**
1067	SU2	8/4/2004	**7.68E+03**
1068	SU2	8/4/2004	**7.78E+03**
1069	SU2	8/4/2004	**7.68E+03**
1070	SU2	8/4/2004	**8.82E+03**
1071	SU2	8/4/2004	**7.82E+03**
1072	SU2	8/4/2004	**7.81E+03**
1073	SU2	8/4/2004	**9.17E+03**
1074	SU2	8/4/2004	**8.39E+03**
1075	SU2	8/4/2004	**9.49E+03**
1076	SU2	8/4/2004	**1.08E+04**
1077	SU2	8/4/2004	**8.91E+03**
1078	SU2	8/4/2004	**1.01E+04**
1079	SU2	8/4/2004	**9.31E+03**
1080	SU2	8/4/2004	**9.61E+03**
1081	SU2	8/4/2004	**8.35E+03**
1082	SU2	8/4/2004	**9.18E+03**
1083	SU2	8/4/2004	**1.07E+04**
1084	SU2	8/4/2004	**1.23E+04**
1085	SU2	8/4/2004	**1.18E+04**
1086	SU2	8/4/2004	**1.23E+04**
1087	SU2	8/4/2004	**9.49E+03**
1088	SU2	8/4/2004	**6.51E+03**
1089	SU2	8/4/2004	**8.57E+03**
1090	SU2	8/4/2004	**7.47E+03**
1091	SU2	8/4/2004	**8.84E+03**
1092	SU2	8/4/2004	**8.38E+03**
1093	SU2	8/4/2004	**9.49E+03**
1094	SU2	8/4/2004	**9.84E+03**
1095	SU2	8/4/2004	**9.31E+03**
1096	SU2	8/4/2004	**7.83E+03**
1097	SU2	8/4/2004	**7.78E+03**
1098	SU2	8/4/2004	**9.66E+03**
1099	SU2	8/4/2004	**9.67E+03**
1100	SU2	8/4/2004	**9.71E+03**
1101	SU2	8/4/2004	**9.90E+03**
1102	SU2	8/4/2004	**1.12E+04**
1103	SU2	8/4/2004	**1.39E+04**
1104	SU2	8/4/2004	**1.23E+04**
1105	SU2	8/4/2004	**1.10E+04**
1106	SU2	8/4/2004	**1.17E+04**
1107	SU2	8/4/2004	**1.24E+04**
1108	SU2	8/4/2004	**1.30E+04**
1109	SU2	8/4/2004	**1.25E+04**
1110	SU2	8/4/2004	**1.27E+04**
1111	SU2	8/4/2004	**1.25E+04**
1112	SU2	8/4/2004	**1.09E+04**
1113	SU2	8/4/2004	**9.52E+03**
1114	SU2	8/4/2004	**1.00E+04**
1115	SU2	8/4/2004	**9.95E+03**
1116	SU2	8/4/2004	**1.24E+04**
1117	SU2	8/4/2004	**1.34E+04**
1118	SU2	8/4/2004	**1.23E+04**
1119	SU2	8/4/2004	**1.16E+04**
1120	SU2	8/4/2004	**1.22E+04**

RVAAP West Tank Farm Gamma Scan Data Sheet

Survey Point	Survey Unit	Date Surveyed	Gross CPM
1121	SU2	8/4/2004	**1.05E+04**
1122	SU2	8/4/2004	**1.04E+04**
1123	SU2	8/4/2004	**1.11E+04**
1124	SU2	8/4/2004	**9.67E+03**
1125	SU2	8/4/2004	**9.95E+03**
1126	SU2	8/4/2004	**9.67E+03**
1127	SU2	8/4/2004	**9.61E+03**
1128	SU2	8/4/2004	**8.58E+03**
1129	SU2	8/4/2004	**8.15E+03**
1130	SU2	8/4/2004	**8.39E+03**
1131	SU2	8/4/2004	**8.33E+03**
1132	SU2	8/4/2004	**9.94E+03**
1133	SU2	8/4/2004	**8.41E+03**
1134	SU2	8/4/2004	**7.97E+03**
1135	SU2	8/4/2004	**8.14E+03**
1136	SU2	8/4/2004	**9.70E+03**
1137	SU2	8/4/2004	**1.26E+04**
1138	SU2	8/4/2004	**1.33E+04**
1139	SU2	8/4/2004	**1.37E+04**
1140	SU2	8/4/2004	**1.33E+04**
1141	SU2	8/4/2004	**1.24E+04**
1142	SU2	8/4/2004	**1.36E+04**
1143	SU2	8/4/2004	**1.15E+04**
1144	SU2	8/4/2004	**9.39E+03**
1145	SU2	8/4/2004	**9.27E+03**
1146	SU2	8/4/2004	**9.79E+03**
1147	SU2	8/4/2004	**8.55E+03**
1148	SU2	8/4/2004	**1.09E+04**
1149	SU2	8/4/2004	**1.02E+04**
1150	SU2	8/4/2004	**9.86E+03**
1151	SU2	8/4/2004	**9.00E+03**
1152	SU2	8/4/2004	**8.18E+03**
1153	SU2	8/4/2004	**6.87E+03**
1154	SU2	8/4/2004	**7.00E+03**
1155	SU2	8/4/2004	**1.01E+04**
1156	SU2	8/4/2004	**1.16E+04**
1157	SU2	8/4/2004	**1.29E+04**
1158	SU2	8/4/2004	**1.12E+04**
1159	SU2	8/4/2004	**1.23E+04**
1160	SU2	8/4/2004	**1.52E+04**
1161	SU2	8/4/2004	**8.66E+03**
1162	SU2	8/4/2004	**6.68E+03**
1163	SU2	8/4/2004	**7.30E+03**
1164	SU2	8/4/2004	**7.04E+03**
1165	SU2	8/4/2004	**8.14E+03**
1166	SU2	8/4/2004	**8.11E+03**
1167	SU2	8/4/2004	**1.02E+04**
1168	SU2	8/4/2004	**9.74E+03**
1169	SU2	8/4/2004	**1.02E+04**
1170	SU2	8/4/2004	**8.77E+03**
1171	SU2	8/4/2004	**1.05E+04**
1172	SU2	8/4/2004	**1.07E+04**
1173	SU2	8/4/2004	**9.36E+03**
1174	SU2	8/4/2004	**1.10E+04**
1175	SU2	8/4/2004	**1.13E+04**
1176	SU2	8/4/2004	**1.34E+04**
1177	SU2	8/4/2004	**1.40E+04**
1178	SU2	8/4/2004	**1.37E+04**
1179	SU2	8/4/2004	**8.65E+03**

RVAAP West Tank Farm Gamma Scan Data Sheet

Survey Point	Survey Unit	Date Surveyed	Gross CPM
1180	SU2	8/4/2004	7.81E+03
1181	SU2	8/4/2004	8.74E+03
1182	SU2	8/4/2004	8.77E+03
1183	SU2	8/4/2004	8.11E+03
1184	SU2	8/4/2004	8.81E+03
1185	SU2	8/4/2004	8.87E+03
1186	SU2	8/4/2004	8.87E+03
1187	SU2	8/4/2004	8.94E+03
1188	SU2	8/4/2004	8.71E+03
1189	SU2	8/4/2004	1.19E+04
1190	SU2	8/4/2004	1.13E+04
1191	SU2	8/4/2004	9.52E+03
1192	SU2	8/4/2004	1.01E+04
1193	SU2	8/4/2004	9.87E+03
1194	SU2	8/4/2004	1.24E+04
1195	SU2	8/4/2004	1.29E+04
1196	SU2	8/4/2004	1.09E+04
1197	SU2	8/4/2004	1.16E+04
1198	SU2	8/4/2004	1.07E+04
1199	SU2	8/4/2004	1.10E+04
1200	SU2	8/4/2004	1.04E+04
1201	SU2	8/4/2004	1.22E+04
1202	SU2	8/4/2004	1.14E+04
1203	SU2	8/4/2004	1.25E+04
1204	SU2	8/4/2004	1.13E+04
1205	SU2	8/4/2004	1.25E+04
1206	SU2	8/4/2004	1.10E+04
1207	SU2	8/4/2004	1.15E+04
1208	SU2	8/4/2004	1.07E+04
1209	SU2	8/4/2004	1.03E+04
1210	SU2	8/4/2004	1.16E+04
1211	SU2	8/4/2004	9.15E+03
1212	SU2	8/4/2004	1.11E+04
1213	SU2	8/4/2004	1.00E+04
1214	SU2	8/4/2004	9.33E+03
1215	SU2	8/4/2004	9.80E+03
1216	SU2	8/4/2004	8.78E+03
1217	SU2	8/4/2004	8.58E+03
1218	SU2	8/4/2004	9.88E+03
1219	SU2	8/4/2004	1.30E+04
1220	SU2	8/4/2004	1.56E+04
1221	SU2	8/4/2004	1.38E+04
1222	SU2	8/4/2004	1.33E+04
1223	SU2	8/4/2004	1.26E+04
1224	SU2	8/4/2004	1.27E+04
1225	SU2	8/4/2004	1.01E+04
1226	SU2	8/4/2004	9.69E+03
1227	SU2	8/4/2004	9.23E+03
1228	SU2	8/4/2004	8.36E+03
1229	SU2	8/4/2004	1.05E+04
1230	SU2	8/4/2004	9.29E+03
1231	SU2	8/4/2004	8.36E+03
1232	SU2	8/4/2004	7.89E+03
1233	SU2	8/4/2004	7.64E+03
1234	SU2	8/4/2004	8.17E+03
1235	SU2	8/4/2004	1.18E+04
1236	SU2	8/4/2004	1.04E+04
1237	SU2	8/4/2004	8.42E+03
1238	SU2	8/4/2004	9.62E+03

RVAAP West Tank Farm Gamma Scan Data Sheet

Survey Point	Survey Unit	Date Surveyed	Gross CPM
1239	SU2	8/4/2004	**8.50E+03**
1240	SU2	8/4/2004	**9.24E+03**
1241	SU2	8/4/2004	**9.59E+03**
1242	SU2	8/4/2004	**1.03E+04**
1243	SU2	8/4/2004	**1.00E+04**
1244	SU2	8/4/2004	**9.13E+03**
1245	SU2	8/4/2004	**1.12E+04**
1246	SU2	8/4/2004	**1.12E+04**
1247	SU2	8/4/2004	**1.16E+04**
1248	SU2	8/4/2004	**1.09E+04**
1249	SU2	8/4/2004	**1.14E+04**
1250	SU2	8/4/2004	**1.25E+04**
1251	SU2	8/4/2004	**1.25E+04**
1252	SU2	8/4/2004	**1.19E+04**
1253	SU2	8/4/2004	**1.17E+04**
1254	SU2	8/4/2004	**1.07E+04**
1255	SU2	8/4/2004	**1.20E+04**
1256	SU2	8/4/2004	**1.05E+04**
1257	SU2	8/4/2004	**1.24E+04**
1258	SU2	8/4/2004	**1.14E+04**
1259	SU2	8/4/2004	**1.22E+04**
1260	SU2	8/4/2004	**1.11E+04**
1261	SU2	8/4/2004	**1.05E+04**
1262	SU2	8/4/2004	**1.17E+04**
1263	SU2	8/4/2004	**1.27E+04**
1264	SU2	8/4/2004	**1.26E+04**
1265	SU2	8/4/2004	**1.30E+04**
1266	SU2	8/4/2004	**1.29E+04**
1267	SU2	8/4/2004	**1.04E+04**
1268	SU2	8/4/2004	**1.11E+04**
1269	SU2	8/4/2004	**6.63E+03**
1270	SU2	8/4/2004	**1.17E+04**
1271	SU2	8/4/2004	**1.37E+04**
1272	SU2	8/4/2004	**1.23E+04**
1273	SU2	8/4/2004	**1.30E+04**
1274	SU2	8/4/2004	**1.14E+04**
1275	SU2	8/4/2004	**1.17E+04**
1276	SU2	8/4/2004	**1.07E+04**
1277	SU2	8/4/2004	**1.12E+04**
1278	SU2	8/4/2004	**1.17E+04**
1279	SU2	8/4/2004	**1.17E+04**
1280	SU2	8/4/2004	**1.19E+04**
1281	SU2	8/4/2004	**1.07E+04**
1282	SU2	8/4/2004	**9.33E+03**
1283	SU2	8/4/2004	**1.17E+04**
1284	SU2	8/4/2004	**1.24E+04**
1285	SU2	8/4/2004	**1.18E+04**
1286	SU2	8/4/2004	**1.21E+04**
1287	SU2	8/4/2004	**1.27E+04**
1288	SU2	8/4/2004	**9.16E+03**
1289	SU2	8/4/2004	**1.22E+04**
1290	SU2	8/4/2004	**1.12E+04**
1291	SU2	8/4/2004	**1.06E+04**
1292	SU2	8/4/2004	**1.11E+04**
1293	SU2	8/4/2004	**1.03E+04**
1294	SU2	8/4/2004	**1.11E+04**
1295	SU2	8/4/2004	**1.21E+04**
1296	SU2	8/4/2004	**1.17E+04**
1297	SU2	8/4/2004	**1.09E+04**

RVAAP West Tank Farm Gamma Scan Data Sheet

Survey Point	Survey Unit	Date Surveyed	Gross CPM
1298	SU2	8/4/2004	**1.17E+04**
1299	SU2	8/4/2004	**1.19E+04**
1300	SU2	8/4/2004	**1.15E+04**
1301	SU2	8/4/2004	**1.31E+04**
1302	SU2	8/4/2004	**1.17E+04**
1303	SU2	8/4/2004	**1.17E+04**
1304	SU2	8/4/2004	**1.09E+04**
1305	SU2	8/4/2004	**8.26E+03**
1306	SU2	8/4/2004	**1.15E+04**
1307	SU2	8/4/2004	**1.24E+04**
1308	SU2	8/4/2004	**1.27E+04**
1309	SU2	8/4/2004	**1.15E+04**
1310	SU2	8/4/2004	**1.17E+04**
1311	SU2	8/4/2004	**1.22E+04**
1312	SU2	8/4/2004	**1.15E+04**
1313	SU2	8/4/2004	**7.24E+03**
1314	SU2	8/4/2004	**1.01E+04**
1315	SU2	8/4/2004	**7.71E+03**
1316	SU2	8/4/2004	**1.06E+04**
1317	SU2	8/4/2004	**1.09E+04**
1318	SU2	8/4/2004	**1.18E+04**
1319	SU2	8/4/2004	**1.04E+04**
1320	SU2	8/4/2004	**1.21E+04**
1321	SU2	8/4/2004	**1.31E+04**
1322	SU2	8/4/2004	**1.07E+04**
1323	SU2	8/4/2004	**1.03E+04**
1324	SU2	8/4/2004	**1.16E+04**
1325	SU2	8/4/2004	**1.35E+04**
1326	SU2	8/4/2004	**9.34E+03**
1327	SU2	8/4/2004	**1.46E+04**
1328	SU2	8/4/2004	**1.28E+04**
1329	SU2	8/4/2004	**1.21E+04**
1330	SU2	8/4/2004	**1.07E+04**
1331	SU2	8/4/2004	**6.89E+03**
1332	SU2	8/4/2004	**1.24E+04**
1333	SU2	8/4/2004	**1.10E+04**
1334	SU2	8/4/2004	**9.15E+03**
1335	SU2	8/4/2004	**1.18E+04**
1336	SU2	8/4/2004	**1.15E+04**
1337	SU2	8/4/2004	**9.02E+03**
1338	SU2	8/4/2004	**1.10E+04**
1339	SU2	8/4/2004	**8.70E+03**
1340	SU2	8/4/2004	**9.03E+03**
1341	SU2	8/4/2004	**1.04E+04**
1342	SU2	8/4/2004	**1.11E+04**
1343	SU2	8/4/2004	**1.20E+04**
1344	SU2	8/4/2004	**1.11E+04**
1345	SU2	8/4/2004	**1.38E+04**
1346	SU2	8/4/2004	**1.30E+04**
1347	SU2	8/4/2004	**1.20E+04**
1348	SU2	8/4/2004	**1.32E+04**
1349	SU2	8/4/2004	**1.28E+04**
1350	SU2	8/4/2004	**1.54E+04**
1351	SU2	8/4/2004	**1.48E+04**
1352	SU2	8/4/2004	**1.41E+04**
1353	SU2	8/4/2004	**1.32E+04**
1354	SU2	8/4/2004	**1.43E+04**
1355	SU2	8/4/2004	**1.28E+04**
1356	SU2	8/4/2004	**1.31E+04**

RVAAP West Tank Farm Gamma Scan Data Sheet

Survey Point	Survey Unit	Date Surveyed	Gross CPM
1357	SU2	8/4/2004	**1.23E+04**
1358	SU2	8/4/2004	**1.32E+04**
1359	SU2	8/4/2004	**1.17E+04**
1360	SU2	8/4/2004	**1.21E+04**
1361	SU2	8/4/2004	**1.21E+04**
1362	SU2	8/4/2004	**1.08E+04**
1363	SU2	8/4/2004	**1.25E+04**
1364	SU2	8/4/2004	**1.38E+04**
1365	SU2	8/4/2004	**1.12E+04**
1366	SU2	8/4/2004	**1.22E+04**
1367	SU2	8/4/2004	**1.18E+04**
1368	SU2	8/4/2004	**1.16E+04**
1369	SU2	8/4/2004	**1.22E+04**
1370	SU2	8/4/2004	**1.22E+04**
1371	SU2	8/4/2004	**1.27E+04**
1372	SU2	8/4/2004	**1.01E+04**
1373	SU2	8/4/2004	**1.21E+04**
1374	SU2	8/4/2004	**1.13E+04**
1375	SU2	8/4/2004	**1.20E+04**
1376	SU2	8/4/2004	**1.12E+04**
1377	SU2	8/4/2004	**1.26E+04**
1378	SU2	8/4/2004	**1.11E+04**
1379	SU2	8/4/2004	**1.15E+04**
1380	SU2	8/4/2004	**1.08E+04**
1381	SU2	8/4/2004	**1.14E+04**
1382	SU2	8/4/2004	**1.17E+04**
1383	SU2	8/4/2004	**1.18E+04**
1384	SU2	8/4/2004	**1.12E+04**
1385	SU2	8/4/2004	**6.22E+03**
1386	SU2	8/4/2004	**1.16E+04**
1387	SU2	8/4/2004	**1.15E+04**
1388	SU2	8/4/2004	**1.08E+04**
1389	SU2	8/4/2004	**1.08E+04**
1390	SU2	8/4/2004	**1.20E+04**
1391	SU2	8/4/2004	**1.18E+04**
1392	SU2	8/4/2004	**1.22E+04**
1393	SU2	8/4/2004	**1.16E+04**
1394	SU2	8/4/2004	**9.95E+03**
1395	SU2	8/4/2004	**1.01E+04**
1396	SU2	8/4/2004	**1.09E+04**
1397	SU2	8/4/2004	**9.69E+03**
1398	SU2	8/4/2004	**1.03E+04**
1399	SU2	8/4/2004	**1.04E+04**
1400	SU2	8/4/2004	**1.02E+04**
1401	SU2	8/4/2004	**1.02E+04**
1402	SU2	8/4/2004	**9.84E+03**
1403	SU2	8/4/2004	**1.07E+04**
1404	SU2	8/4/2004	**1.02E+04**
1405	SU2	8/4/2004	**1.00E+04**
1406	SU2	8/4/2004	**9.22E+03**
1407	SU2	8/4/2004	**8.75E+03**
1408	SU2	8/4/2004	**5.53E+03**
1409	SU2	8/4/2004	**9.96E+03**
1410	SU2	8/4/2004	**1.13E+04**
1411	SU2	8/4/2004	**1.08E+04**
1412	SU2	8/4/2004	**1.03E+04**
1413	SU2	8/4/2004	**1.08E+04**
1414	SU2	8/4/2004	**9.72E+03**
1415	SU2	8/4/2004	**7.82E+03**

RVAAP West Tank Farm Gamma Scan Data Sheet

Survey Point	Survey Unit	Date Surveyed	Gross CPM
1416	SU2	8/4/2004	**1.05E+04**
1417	SU2	8/4/2004	**8.37E+03**
1418	SU2	8/4/2004	**9.88E+03**
1419	SU2	8/4/2004	**9.84E+03**
1420	SU2	8/4/2004	**9.93E+03**
1421	SU2	8/4/2004	**9.56E+03**
1422	SU2	8/4/2004	**1.06E+04**
1423	SU2	8/4/2004	**8.91E+03**
1424	SU2	8/4/2004	**9.89E+03**
1425	SU2	8/4/2004	**9.97E+03**
1426	SU2	8/4/2004	**9.84E+03**
1427	SU2	8/4/2004	**9.62E+03**
1428	SU2	8/4/2004	**9.88E+03**
1429	SU2	8/4/2004	**9.90E+03**
1430	SU2	8/4/2004	**8.92E+03**
1431	SU2	8/4/2004	**9.41E+03**
1432	SU2	8/4/2004	**1.11E+04**
1433	SU2	8/4/2004	**1.00E+04**
1434	SU2	8/4/2004	**1.03E+04**
1435	SU2	8/4/2004	**1.10E+04**
1436	SU2	8/4/2004	**1.16E+04**
1437	SU2	8/4/2004	**1.08E+04**
1438	SU2	8/4/2004	**1.09E+04**
1439	SU2	8/4/2004	**1.10E+04**
1440	SU2	8/4/2004	**9.51E+03**
1441	SU2	8/4/2004	**9.92E+03**
1442	SU2	8/4/2004	**1.14E+04**
1443	SU2	8/4/2004	**1.09E+04**
1444	SU2	8/4/2004	**1.09E+04**
1445	SU2	8/4/2004	**8.25E+03**
1446	SU2	8/4/2004	**1.03E+04**
1447	SU2	8/4/2004	**9.15E+03**
1448	SU2	8/4/2004	**1.07E+04**
1449	SU2	8/4/2004	**9.26E+03**
1450	SU2	8/4/2004	**1.06E+04**
1451	SU2	8/4/2004	**1.04E+04**
1452	SU2	8/4/2004	**1.13E+04**
1453	SU2	8/4/2004	**1.09E+04**
1454	SU2	8/4/2004	**1.14E+04**
1455	SU2	8/4/2004	**1.05E+04**
1456	SU2	8/4/2004	**1.12E+04**
1457	SU2	8/4/2004	**1.08E+04**
1458	SU2	8/4/2004	**1.29E+04**
1459	SU2	8/4/2004	**1.12E+04**
1460	SU2	8/4/2004	**1.10E+04**
1461	SU2	8/4/2004	**1.02E+04**
1462	SU2	8/4/2004	**8.96E+03**
1463	SU2	8/4/2004	**1.04E+04**
1464	SU2	8/4/2004	**1.09E+04**
1465	SU2	8/4/2004	**9.25E+03**
1466	SU2	8/4/2004	**1.06E+04**
1467	SU2	8/4/2004	**1.06E+04**
1468	SU2	8/4/2004	**9.57E+03**
1469	SU2	8/4/2004	**9.35E+03**
1470	SU2	8/4/2004	**9.85E+03**
1471	SU2	8/4/2004	**8.67E+03**
1472	SU2	8/4/2004	**8.36E+03**
1473	SU2	8/4/2004	**8.24E+03**
1474	SU2	8/4/2004	**9.98E+03**

RVAAP West Tank Farm Gamma Scan Data Sheet

Survey Point	Survey Unit	Date Surveyed	Gross CPM
1475	SU2	8/4/2004	**9.72E+03**
1476	SU2	8/4/2004	**1.09E+04**
1477	SU2	8/4/2004	**1.26E+04**
1478	SU2	8/4/2004	**1.16E+04**
1479	SU2	8/4/2004	**1.27E+04**
1480	SU2	8/4/2004	**1.15E+04**
1481	SU2	8/4/2004	**1.15E+04**
1482	SU2	8/4/2004	**1.18E+04**
1483	SU2	8/4/2004	**9.05E+03**
1484	SU2	8/4/2004	**7.79E+03**
1485	SU2	8/4/2004	**9.57E+03**
1486	SU2	8/4/2004	**9.45E+03**
1487	SU2	8/4/2004	**9.36E+03**
1488	SU2	8/4/2004	**9.13E+03**
1489	SU2	8/4/2004	**7.44E+03**
1490	SU2	8/4/2004	**7.02E+03**
1491	SU2	8/4/2004	**6.67E+03**
1492	SU2	8/4/2004	**5.98E+03**
1493	SU2	8/4/2004	**5.12E+03**
1494	SU2	8/4/2004	**6.01E+03**
1495	SU2	8/4/2004	**7.58E+03**
1496	SU2	8/4/2004	**1.02E+04**
1497	SU2	8/4/2004	**7.25E+03**
1498	SU2	8/4/2004	**8.06E+03**
1499	SU2	8/4/2004	**6.51E+03**
1500	SU2	8/4/2004	**6.78E+03**
1501	SU2	8/4/2004	**8.01E+03**
1502	SU2	8/4/2004	**7.33E+03**
1503	SU2	8/4/2004	**7.68E+03**
1504	SU2	8/4/2004	**8.23E+03**
1505	SU2	8/4/2004	**8.05E+03**
1506	SU2	8/4/2004	**9.06E+03**
1507	SU2	8/4/2004	**8.43E+03**
1508	SU2	8/4/2004	**1.04E+04**
1509	SU2	8/4/2004	**7.77E+03**
1510	SU2	8/4/2004	**8.45E+03**
1511	SU2	8/4/2004	**1.12E+04**
1512	SU2	8/4/2004	**1.19E+04**
1513	SU2	8/4/2004	**1.38E+04**
1514	SU2	8/4/2004	**1.38E+04**
1515	SU2	8/4/2004	**1.26E+04**
1516	SU2	8/4/2004	**1.08E+04**
1517	SU2	8/4/2004	**9.47E+03**
1518	SU2	8/4/2004	**9.64E+03**
1519	SU2	8/4/2004	**8.63E+03**
1520	SU2	8/4/2004	**9.23E+03**
1521	SU2	8/4/2004	**8.58E+03**
1522	SU2	8/4/2004	**8.95E+03**
1523	SU2	8/4/2004	**1.16E+04**
1524	SU2	8/4/2004	**9.87E+03**
1525	SU2	8/4/2004	**9.97E+03**
1526	SU2	8/4/2004	**1.05E+04**
1527	SU2	8/4/2004	**9.81E+03**
1528	SU2	8/4/2004	**1.15E+04**
1529	SU2	8/4/2004	**1.14E+04**
1530	SU2	8/4/2004	**1.10E+04**
1531	SU2	8/4/2004	**1.13E+04**
1532	SU2	8/4/2004	**1.14E+04**
1533	SU2	8/4/2004	**1.09E+04**

RVAAP West Tank Farm Gamma Scan Data Sheet

Survey Point	Survey Unit	Date Surveyed	Gross CPM
1534	SU2	8/4/2004	**1.07E+04**
1535	SU2	8/4/2004	**1.20E+04**
1536	SU2	8/4/2004	**1.08E+04**
1537	SU2	8/4/2004	**1.03E+04**
1538	SU2	8/4/2004	**1.04E+04**
1539	SU2	8/4/2004	**9.98E+03**
1540	SU2	8/4/2004	**1.06E+04**
1541	SU2	8/4/2004	**1.06E+04**
1542	SU2	8/4/2004	**1.10E+04**
1543	SU2	8/4/2004	**1.06E+04**
1544	SU2	8/4/2004	**8.67E+03**
1545	SU2	8/4/2004	**9.13E+03**
1546	SU2	8/4/2004	**1.04E+04**
1547	SU2	8/4/2004	**1.04E+04**
1548	SU2	8/4/2004	**1.16E+04**
1549	SU2	8/4/2004	**1.23E+04**
1550	SU2	8/4/2004	**1.38E+04**
1551	SU2	8/4/2004	**1.18E+04**
1552	SU2	8/4/2004	**1.16E+04**
1553	SU2	8/4/2004	**7.95E+03**
1554	SU2	8/4/2004	**7.68E+03**
1555	SU2	8/4/2004	**9.14E+03**
1556	SU2	8/4/2004	**7.82E+03**
1557	SU2	8/4/2004	**8.47E+03**
1558	SU2	8/4/2004	**8.46E+03**
1559	SU2	8/4/2004	**8.14E+03**
1560	SU2	8/4/2004	**7.61E+03**
1561	SU2	8/4/2004	**6.49E+03**
1562	SU2	8/4/2004	**6.87E+03**
1563	SU2	8/4/2004	**8.99E+03**
1564	SU2	8/4/2004	**8.87E+03**
1565	SU2	8/4/2004	**8.59E+03**
1566	SU2	8/4/2004	**1.03E+04**
1567	SU2	8/4/2004	**9.14E+03**
1568	SU2	8/4/2004	**9.05E+03**
1569	SU2	8/4/2004	**9.68E+03**
1570	SU2	8/4/2004	**9.58E+03**
1571	SU2	8/4/2004	**7.59E+03**
1572	SU2	8/4/2004	**9.20E+03**
1573	SU2	8/4/2004	**7.05E+03**
1574	SU2	8/4/2004	**8.09E+03**
1575	SU2	8/4/2004	**7.98E+03**
1576	SU2	8/4/2004	**8.93E+03**
1577	SU2	8/4/2004	**8.66E+03**
1578	SU2	8/4/2004	**8.89E+03**
1579	SU2	8/4/2004	**7.54E+03**
1580	SU2	8/4/2004	**6.75E+03**
1581	SU2	8/4/2004	**7.18E+03**
1582	SU2	8/4/2004	**8.20E+03**
1583	SU2	8/4/2004	**7.56E+03**
1584	SU2	8/4/2004	**7.98E+03**
1585	SU2	8/4/2004	**8.83E+03**
1586	SU2	8/4/2004	**8.73E+03**
1587	SU2	8/4/2004	**7.91E+03**
1588	SU2	8/4/2004	**8.80E+03**
1589	SU2	8/4/2004	**1.05E+04**
1590	SU2	8/4/2004	**1.24E+04**
1591	SU2	8/4/2004	**1.20E+04**
1592	SU2	8/4/2004	**1.08E+04**

RVAAP West Tank Farm Gamma Scan Data Sheet

Survey Point	Survey Unit	Date Surveyed	Gross CPM
1593	SU2	8/4/2004	**1.21E+04**
1594	SU2	8/4/2004	**1.12E+04**
1595	SU2	8/4/2004	**1.07E+04**
1596	SU2	8/4/2004	**1.11E+04**
1597	SU2	8/4/2004	**1.08E+04**
1598	SU2	8/4/2004	**1.11E+04**
1599	SU2	8/4/2004	**9.24E+03**
1600	SU2	8/4/2004	**9.03E+03**
1601	SU2	8/4/2004	**1.12E+04**
1602	SU2	8/4/2004	**1.01E+04**
1603	SU2	8/4/2004	**1.09E+04**
1604	SU2	8/4/2004	**1.02E+04**
1605	SU2	8/4/2004	**9.89E+03**
1606	SU2	8/4/2004	**1.00E+04**
1607	SU2	8/4/2004	**1.03E+04**
1608	SU2	8/4/2004	**1.07E+04**
1609	SU2	8/4/2004	**1.13E+04**
1610	SU2	8/4/2004	**1.19E+04**
1611	SU2	8/4/2004	**1.14E+04**
1612	SU2	8/4/2004	**1.06E+04**
1613	SU2	8/4/2004	**1.15E+04**
1614	SU2	8/4/2004	**1.19E+04**
1615	SU2	8/4/2004	**1.04E+04**
1616	SU2	8/4/2004	**1.20E+04**
1617	SU2	8/4/2004	**9.48E+03**
1618	SU2	8/4/2004	**1.14E+04**
1619	SU2	8/4/2004	**1.00E+04**
1620	SU2	8/4/2004	**1.04E+04**
1621	SU2	8/4/2004	**1.04E+04**
1622	SU2	8/4/2004	**9.79E+03**
1623	SU2	8/4/2004	**1.01E+04**
1624	SU2	8/4/2004	**8.76E+03**
1625	SU2	8/4/2004	**1.01E+04**
1626	SU2	8/4/2004	**1.05E+04**
1627	SU2	8/4/2004	**1.19E+04**
1628	SU2	8/4/2004	**1.15E+04**
1629	SU2	8/4/2004	**1.28E+04**
1630	SU2	8/4/2004	**1.21E+04**
1631	SU2	8/4/2004	**1.03E+04**
1632	SU2	8/4/2004	**1.11E+04**
1633	SU2	8/4/2004	**7.05E+03**
1634	SU2	8/4/2004	**7.77E+03**
1635	SU2	8/4/2004	**7.44E+03**
1636	SU2	8/4/2004	**8.23E+03**
1637	SU2	8/4/2004	**8.12E+03**
1638	SU2	8/4/2004	**7.21E+03**
1639	SU2	8/4/2004	**7.27E+03**
1640	SU2	8/4/2004	**7.45E+03**
1641	SU2	8/4/2004	**6.98E+03**
1642	SU2	8/4/2004	**7.37E+03**
1643	SU2	8/4/2004	**7.42E+03**
1644	SU2	8/4/2004	**7.63E+03**
1645	SU2	8/4/2004	**7.31E+03**
1646	SU2	8/4/2004	**7.32E+03**
1647	SU2	8/4/2004	**6.82E+03**
1648	SU2	8/4/2004	**6.94E+03**
1649	SU2	8/4/2004	**1.24E+04**
1650	SU2	8/4/2004	**9.60E+03**
1651	SU2	8/4/2004	**1.33E+04**

RVAAP West Tank Farm Gamma Scan Data Sheet

Survey Point	Survey Unit	Date Surveyed	Gross CPM
1652	SU2	8/4/2004	**1.25E+04**
1653	SU2	8/4/2004	**1.17E+04**
1654	SU2	8/4/2004	**1.03E+04**
1655	SU2	8/4/2004	**1.11E+04**
1656	SU2	8/4/2004	**1.04E+04**
1657	SU2	8/4/2004	**9.93E+03**
1658	SU2	8/4/2004	**1.10E+04**
1659	SU2	8/4/2004	**9.57E+03**
1660	SU2	8/4/2004	**1.02E+04**
1661	SU2	8/4/2004	**9.87E+03**
1662	SU2	8/4/2004	**8.97E+03**
1663	SU2	8/4/2004	**9.53E+03**
1664	SU2	8/4/2004	**1.09E+04**
1665	SU2	8/4/2004	**1.06E+04**
1666	SU2	8/4/2004	**1.25E+04**
1667	SU2	8/4/2004	**1.15E+04**
1668	SU2	8/4/2004	**1.03E+04**
1669	SU2	8/4/2004	**9.33E+03**
1670	SU2	8/4/2004	**1.04E+04**
1671	SU2	8/4/2004	**9.64E+03**
1672	SU2	8/4/2004	**1.06E+04**
1673	SU2	8/4/2004	**1.05E+04**
1674	SU2	8/4/2004	**1.22E+04**
1675	SU2	8/4/2004	**1.09E+04**
1676	SU2	8/4/2004	**1.02E+04**
1677	SU2	8/4/2004	**1.13E+04**
1678	SU2	8/4/2004	**1.12E+04**
1679	SU2	8/4/2004	**1.13E+04**
1680	SU2	8/4/2004	**1.10E+04**
1681	SU2	8/4/2004	**9.60E+03**
1682	SU2	8/4/2004	**7.55E+03**
1683	SU2	8/4/2004	**6.89E+03**
1684	SU2	8/4/2004	**9.52E+03**
1685	SU2	8/4/2004	**7.55E+03**
1686	SU2	8/4/2004	**8.04E+03**
1687	SU2	8/4/2004	**7.51E+03**
1688	SU2	8/4/2004	**7.68E+03**
1689	SU2	8/4/2004	**8.22E+03**
1690	SU2	8/4/2004	**7.99E+03**
1691	SU2	8/4/2004	**6.46E+03**
1692	SU2	8/4/2004	**5.96E+03**
1693	SU2	8/4/2004	**7.57E+03**
1694	SU2	8/4/2004	**6.91E+03**
1695	SU2	8/4/2004	**9.50E+03**
1696	SU2	8/4/2004	**1.08E+04**
1697	SU2	8/4/2004	**1.08E+04**
1698	SU2	8/4/2004	**1.17E+04**
1699	SU2	8/4/2004	**1.15E+04**
1700	SU2	8/4/2004	**1.12E+04**
1701	SU2	8/4/2004	**1.02E+04**
1702	SU2	8/4/2004	**9.71E+03**
1703	SU2	8/4/2004	**1.03E+04**
1704	SU2	8/4/2004	**1.09E+04**
1705	SU2	8/4/2004	**8.77E+03**
1706	SU2	8/4/2004	**1.06E+04**
1707	SU2	8/4/2004	**1.06E+04**
1708	SU2	8/4/2004	**1.05E+04**
1709	SU2	8/4/2004	**9.83E+03**
1710	SU2	8/4/2004	**1.08E+04**

RVAAP West Tank Farm Gamma Scan Data Sheet

Survey Point	Survey Unit	Date Surveyed	Gross CPM
1711	SU2	8/4/2004	**1.17E+04**
1712	SU2	8/4/2004	**1.22E+04**
1713	SU2	8/4/2004	**1.04E+04**
1714	SU2	8/4/2004	**9.97E+03**
1715	SU2	8/4/2004	**9.55E+03**
1716	SU2	8/4/2004	**1.10E+04**
1717	SU2	8/4/2004	**1.15E+04**
1718	SU2	8/4/2004	**1.06E+04**
1719	SU2	8/4/2004	**1.07E+04**
1720	SU2	8/4/2004	**1.03E+04**
1721	SU2	8/4/2004	**1.02E+04**
1722	SU2	8/4/2004	**1.04E+04**
1723	SU2	8/4/2004	**1.02E+04**
1724	SU2	8/4/2004	**1.17E+04**
1725	SU2	8/4/2004	**1.23E+04**
1726	SU2	8/4/2004	**1.09E+04**
1727	SU2	8/4/2004	**1.04E+04**
1728	SU2	8/4/2004	**6.75E+03**
1729	SU2	8/4/2004	**7.55E+03**
1730	SU2	8/4/2004	**7.98E+03**
1731	SU2	8/4/2004	**6.77E+03**
1732	SU2	8/4/2004	**7.85E+03**
1733	SU2	8/4/2004	**7.43E+03**
1734	SU2	8/4/2004	**6.76E+03**
1735	SU2	8/4/2004	**8.50E+03**
1736	SU2	8/4/2004	**6.62E+03**
1737	SU2	8/4/2004	**7.76E+03**
1738	SU2	8/4/2004	**7.86E+03**
1739	SU2	8/4/2004	**6.19E+03**
1740	SU2	8/4/2004	**8.85E+03**
1741	SU2	8/4/2004	**9.06E+03**
1742	SU2	8/4/2004	**1.16E+04**
1743	SU2	8/4/2004	**1.15E+04**
1744	SU2	8/4/2004	**1.03E+04**
1745	SU2	8/4/2004	**1.07E+04**
1746	SU2	8/4/2004	**1.10E+04**
1747	SU2	8/4/2004	**1.05E+04**
1748	SU2	8/4/2004	**7.59E+03**
1749	SU2	8/4/2004	**7.12E+03**
1750	SU2	8/4/2004	**6.35E+03**
1751	SU2	8/4/2004	**1.27E+04**
1752	SU2	8/4/2004	**1.20E+04**
1753	SU2	8/4/2004	**1.11E+04**
1754	SU2	8/4/2004	**9.88E+03**
1755	SU2	8/4/2004	**1.23E+04**
1756	SU2	8/4/2004	**1.37E+04**
1757	SU2	8/4/2004	**1.29E+04**
1758	SU2	8/4/2004	**1.20E+04**
1759	SU2	8/4/2004	**1.28E+04**
1760	SU2	8/4/2004	**1.40E+04**
1761	SU2	8/4/2004	**1.24E+04**
1762	SU2	8/4/2004	**1.15E+04**
1763	SU2	8/4/2004	**1.36E+04**
1764	SU2	8/4/2004	**1.21E+04**
1765	SU2	8/4/2004	**1.24E+04**
1766	SU2	8/4/2004	**1.24E+04**
1767	SU2	8/4/2004	**1.34E+04**
1768	SU2	8/4/2004	**1.03E+04**
1769	SU2	8/4/2004	**1.07E+04**

RVAAP West Tank Farm Gamma Scan Data Sheet

Survey Point	Survey Unit	Date Surveyed	Gross CPM
1770	SU2	8/4/2004	**1.06E+04**
1771	SU2	8/4/2004	**1.02E+04**
1772	SU2	8/4/2004	**1.17E+04**
1773	SU2	8/4/2004	**1.25E+04**
1774	SU2	8/4/2004	**1.29E+04**
1775	SU2	8/4/2004	**1.23E+04**
1776	SU2	8/4/2004	**1.02E+04**
1777	SU2	8/4/2004	**1.20E+04**
1778	SU2	8/4/2004	**1.17E+04**
1779	SU2	8/4/2004	**1.22E+04**
1780	SU2	8/4/2004	**1.21E+04**
1781	SU2	8/4/2004	**1.08E+04**
1782	SU2	8/4/2004	**1.05E+04**
1783	SU2	8/4/2004	**1.16E+04**
1784	SU2	8/4/2004	**1.31E+04**
1785	SU2	8/4/2004	**1.10E+04**
1786	SU2	8/4/2004	**1.18E+04**
1787	SU2	8/4/2004	**1.13E+04**
1788	SU2	8/4/2004	**1.29E+04**
1789	SU2	8/4/2004	**1.19E+04**
1790	SU2	8/4/2004	**1.21E+04**
1791	SU2	8/4/2004	**1.16E+04**
1792	SU2	8/4/2004	**1.19E+04**
1793	SU2	8/4/2004	**1.10E+04**
1794	SU2	8/4/2004	**1.13E+04**
1795	SU2	8/4/2004	**1.19E+04**
1796	SU2	8/4/2004	**1.34E+04**
1797	SU2	8/4/2004	**1.13E+04**
1798	SU2	8/4/2004	**1.09E+04**
1799	SU2	8/4/2004	**1.14E+04**
1800	SU2	8/4/2004	**1.02E+04**
1801	SU2	8/4/2004	**1.30E+04**
1802	SU2	8/4/2004	**1.13E+04**
1803	SU2	8/4/2004	**1.08E+04**
1804	SU2	8/4/2004	**1.31E+04**
1805	SU2	8/4/2004	**1.17E+04**
1806	SU2	8/4/2004	**1.18E+04**
1807	SU2	8/4/2004	**1.05E+04**
1808	SU2	8/4/2004	**1.18E+04**
1809	SU2	8/4/2004	**1.26E+04**
1810	SU2	8/4/2004	**9.89E+03**
1811	SU2	8/4/2004	**1.30E+04**
1812	SU2	8/4/2004	**1.24E+04**
1813	SU2	8/4/2004	**1.05E+04**
1814	SU2	8/4/2004	**1.30E+04**
1815	SU2	8/4/2004	**1.27E+04**
1816	SU2	8/4/2004	**1.24E+04**
1817	SU2	8/4/2004	**1.27E+04**
1818	SU2	8/4/2004	**1.02E+04**
1819	SU2	8/4/2004	**1.02E+04**
1820	SU2	8/4/2004	**1.24E+04**
1821	SU2	8/4/2004	**1.17E+04**
1822	SU2	8/4/2004	**1.25E+04**
1823	SU2	8/4/2004	**1.10E+04**
1824	SU2	8/4/2004	**1.23E+04**
1825	SU2	8/4/2004	**1.23E+04**
1826	SU2	8/4/2004	**1.11E+04**
1827	SU2	8/4/2004	**1.39E+04**
1828	SU2	8/4/2004	**1.16E+04**

RVAAP West Tank Farm Gamma Scan Data Sheet

Survey Point	Survey Unit	Date Surveyed	Gross CPM
1829	SU2	8/4/2004	**1.19E+04**
1830	SU2	8/4/2004	**1.26E+04**
1831	SU2	8/4/2004	**1.23E+04**
1832	SU2	8/4/2004	**1.26E+04**
1833	SU2	8/4/2004	**1.30E+04**
1834	SU2	8/4/2004	**1.17E+04**
1835	SU2	8/4/2004	**1.16E+04**
1836	SU2	8/4/2004	**1.15E+04**
1837	SU2	8/4/2004	**1.28E+04**
1838	SU2	8/4/2004	**1.16E+04**
1839	SU2	8/4/2004	**1.16E+04**
1840	SU2	8/4/2004	**1.18E+04**
1841	SU2	8/4/2004	**1.14E+04**
1842	SU2	8/4/2004	**1.34E+04**
1843	SU2	8/4/2004	**1.36E+04**
1844	SU2	8/4/2004	**1.10E+04**
1845	SU2	8/4/2004	**1.12E+04**
1846	SU2	8/4/2004	**9.97E+03**
1847	SU2	8/4/2004	**1.11E+04**
1848	SU2	8/4/2004	**1.05E+04**
1849	SU2	8/4/2004	**1.23E+04**
1850	SU2	8/4/2004	**1.02E+04**
1851	SU2	8/4/2004	**1.09E+04**
1852	SU2	8/4/2004	**1.06E+04**
1853	SU2	8/4/2004	**1.11E+04**
1854	SU2	8/4/2004	**1.43E+04**
1855	SU2	8/4/2004	**1.11E+04**
1856	SU2	8/4/2004	**9.87E+03**
1857	SU2	8/4/2004	**1.34E+04**
1858	SU2	8/4/2004	**1.05E+04**
1859	SU2	8/4/2004	**1.35E+04**
1860	SU2	8/4/2004	**1.11E+04**
1861	SU2	8/4/2004	**1.05E+04**
1862	SU2	8/4/2004	**9.87E+03**
1863	SU2	8/4/2004	**1.21E+04**
1864	SU2	8/4/2004	**1.22E+04**
1865	SU2	8/4/2004	**1.33E+04**
1866	SU2	8/4/2004	**1.19E+04**
1867	SU2	8/4/2004	**1.34E+04**
1868	SU2	8/4/2004	**1.08E+04**
1869	SU2	8/4/2004	**1.09E+04**
1870	SU2	8/4/2004	**1.17E+04**
1871	SU2	8/4/2004	**1.43E+04**
1872	SU2	8/4/2004	**1.24E+04**
1873	SU2	8/4/2004	**9.94E+03**
1874	SU2	8/4/2004	**1.26E+04**
1875	SU2	8/4/2004	**1.14E+04**
1876	SU2	8/4/2004	**1.27E+04**
1877	SU2	8/4/2004	**1.13E+04**
1878	SU2	8/4/2004	**1.18E+04**
1879	SU2	8/4/2004	**1.01E+04**
1880	SU2	8/4/2004	**1.28E+04**
1881	SU2	8/4/2004	**1.05E+04**
1882	SU2	8/4/2004	**1.10E+04**
1883	SU2	8/4/2004	**1.32E+04**
1884	SU2	8/4/2004	**1.22E+04**
1885	SU2	8/4/2004	**1.20E+04**
1886	SU2	8/4/2004	**1.09E+04**
1887	SU2	8/4/2004	**1.10E+04**

RVAAP West Tank Farm Gamma Scan Data Sheet

Survey Point	Survey Unit	Date Surveyed	Gross CPM
1888	SU2	8/4/2004	**1.09E+04**
1889	SU2	8/4/2004	**1.30E+04**
1890	SU2	8/4/2004	**1.09E+04**
1891	SU2	8/4/2004	**1.30E+04**
1892	SU2	8/4/2004	**1.27E+04**
1893	SU2	8/4/2004	**1.18E+04**
1894	SU2	8/4/2004	**1.25E+04**
1895	SU2	8/4/2004	**9.97E+03**
1896	SU2	8/4/2004	**1.28E+04**
1897	SU2	8/4/2004	**1.14E+04**
1898	SU2	8/4/2004	**1.41E+04**
1899	SU2	8/4/2004	**1.22E+04**
1900	SU2	8/4/2004	**1.42E+04**
1901	SU2	8/4/2004	**1.17E+04**
1902	SU2	8/4/2004	**1.17E+04**
1903	SU2	8/4/2004	**1.16E+04**
1904	SU2	8/4/2004	**1.04E+04**
1905	SU2	8/4/2004	**1.18E+04**
1906	SU2	8/4/2004	**1.30E+04**
1907	SU2	8/4/2004	**1.15E+04**
1908	SU2	8/4/2004	**1.30E+04**
1909	SU2	8/4/2004	**1.23E+04**
1910	SU2	8/4/2004	**1.19E+04**
1911	SU2	8/4/2004	**1.34E+04**
1912	SU2	8/4/2004	**1.29E+04**
1913	SU2	8/4/2004	**1.14E+04**
1914	SU2	8/4/2004	**1.31E+04**
1915	SU2	8/4/2004	**1.10E+04**
1916	SU2	8/4/2004	**1.18E+04**
1917	SU2	8/4/2004	**1.36E+04**
1918	SU2	8/4/2004	**1.41E+04**
1919	SU2	8/4/2004	**1.06E+04**
1920	SU2	8/4/2004	**1.37E+04**
1921	SU2	8/4/2004	**1.42E+04**
1922	SU2	8/4/2004	**1.21E+04**
1923	SU2	8/4/2004	**1.05E+04**
1924	SU2	8/4/2004	**1.14E+04**
1925	SU2	8/4/2004	**1.09E+04**
1926	SU2	8/4/2004	**1.08E+04**
1927	SU2	8/4/2004	**1.40E+04**
1928	SU2	8/4/2004	**1.18E+04**
1929	SU2	8/4/2004	**1.03E+04**
1930	SU2	8/4/2004	**1.17E+04**
1931	SU2	8/4/2004	**1.08E+04**
1932	SU2	8/4/2004	**1.43E+04**
1933	SU2	8/4/2004	**1.33E+04**
1934	SU2	8/4/2004	**1.37E+04**
1935	SU2	8/4/2004	**1.15E+04**
1936	SU2	8/4/2004	**1.31E+04**
1937	SU2	8/4/2004	**1.17E+04**
1938	SU2	8/4/2004	**1.19E+04**
1939	SU2	8/4/2004	**1.10E+04**
1940	SU2	8/4/2004	**1.34E+04**
1941	SU2	8/4/2004	**1.20E+04**
1942	SU2	8/4/2004	**1.34E+04**
1943	SU2	8/4/2004	**1.24E+04**
1944	SU2	8/4/2004	**1.24E+04**
1945	SU2	8/4/2004	**9.85E+03**
1946	SU2	8/4/2004	**1.30E+04**

RVAAP West Tank Farm Gamma Scan Data Sheet

Survey Point	Survey Unit	Date Surveyed	Gross CPM
1947	SU2	8/4/2004	**1.27E+04**
1948	SU2	8/4/2004	**1.28E+04**
1949	SU2	8/4/2004	**1.34E+04**
1950	SU2	8/4/2004	**1.30E+04**
1951	SU2	8/4/2004	**1.29E+04**
1952	SU2	8/4/2004	**1.28E+04**
1953	SU2	8/4/2004	**1.17E+04**
1954	SU2	8/4/2004	**1.28E+04**
1955	SU2	8/4/2004	**1.02E+04**
1956	SU2	8/4/2004	**1.24E+04**
1957	SU2	8/4/2004	**1.40E+04**
1958	SU2	8/4/2004	**1.22E+04**
1959	SU2	8/4/2004	**1.42E+04**
1960	SU2	8/4/2004	**1.07E+04**
1961	SU2	8/4/2004	**1.40E+04**
1962	SU2	8/4/2004	**1.29E+04**
1963	SU2	8/4/2004	**1.07E+04**
1964	SU2	8/4/2004	**1.31E+04**
1965	SU2	8/4/2004	**1.29E+04**
1966	SU2	8/4/2004	**1.33E+04**
1967	SU2	8/4/2004	**1.00E+04**
1968	SU2	8/4/2004	**1.20E+04**
1969	SU2	8/4/2004	**1.19E+04**
1970	SU2	8/4/2004	**1.02E+04**
1971	SU2	8/4/2004	**1.19E+04**
1972	SU2	8/4/2004	**1.03E+04**
1973	SU2	8/4/2004	**1.19E+04**
1974	SU2	8/4/2004	**1.03E+04**
1975	SU2	8/4/2004	**9.84E+03**
1976	SU2	8/4/2004	**1.36E+04**
1977	SU2	8/4/2004	**1.33E+04**
1978	SU2	8/4/2004	**1.13E+04**
1979	SU2	8/4/2004	**1.22E+04**
1980	SU2	8/4/2004	**1.25E+04**
1981	SU2	8/4/2004	**1.10E+04**
1982	SU2	8/4/2004	**1.10E+04**
1983	SU2	8/4/2004	**1.31E+04**
1984	SU2	8/4/2004	**1.13E+04**
1985	SU2	8/4/2004	**1.28E+04**
1986	SU2	8/4/2004	**1.18E+04**
1987	SU2	8/4/2004	**1.08E+04**
1988	SU2	8/4/2004	**1.27E+04**
1989	SU2	8/4/2004	**1.25E+04**
1990	SU2	8/4/2004	**1.21E+04**
1991	SU2	8/4/2004	**1.23E+04**
1992	SU2	8/4/2004	**1.34E+04**
1993	SU2	8/4/2004	**1.22E+04**
1994	SU2	8/4/2004	**1.09E+04**
1995	SU2	8/4/2004	**1.04E+04**
1996	SU2	8/4/2004	**1.04E+04**
1997	SU2	8/4/2004	**1.06E+04**
1998	SU2	8/4/2004	**1.40E+04**
1999	SU2	8/4/2004	**1.41E+04**
2000	SU2	8/4/2004	**1.03E+04**

Survey Unit #2 Gamma Scan Data

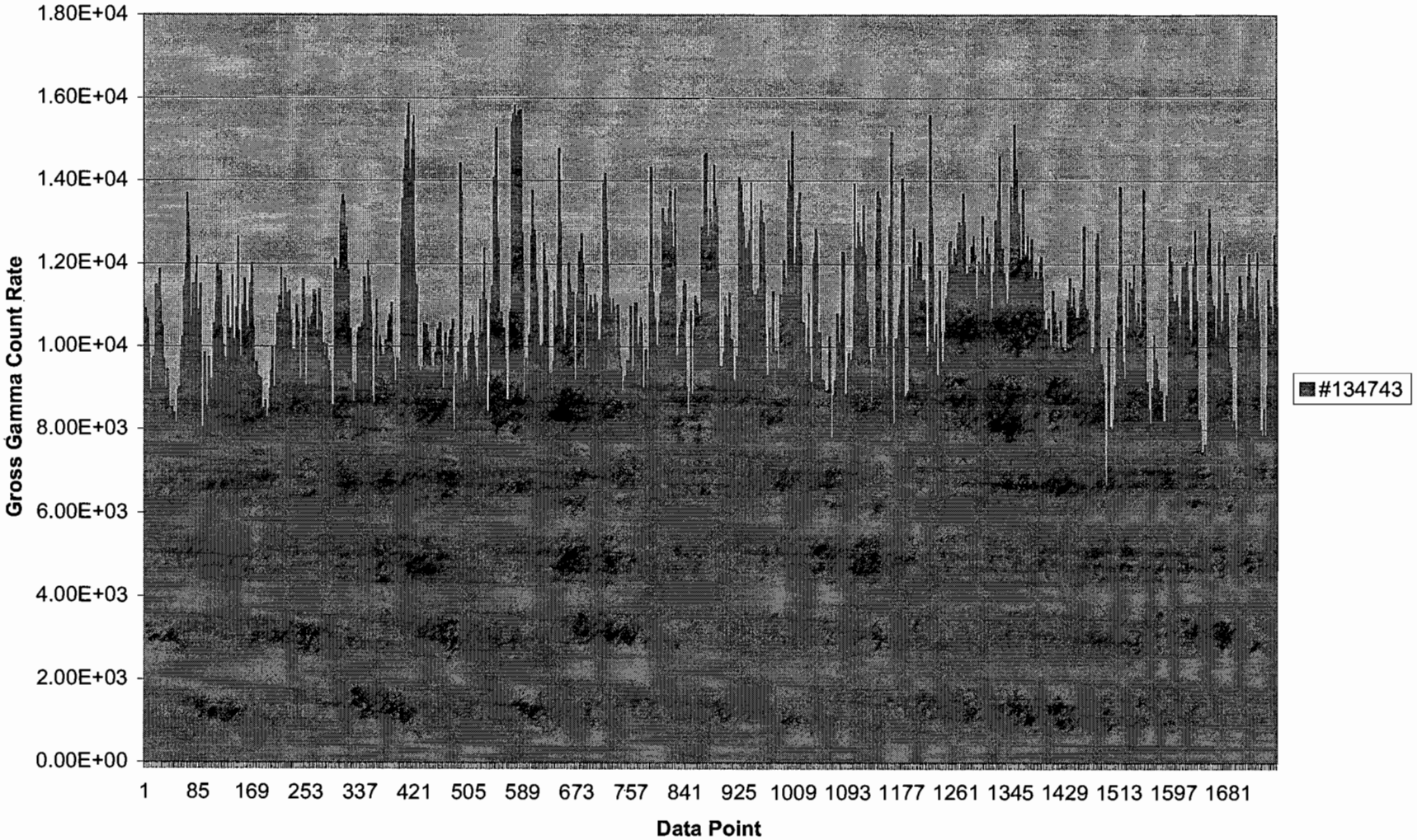

Survey Unit #3

RVAAP West Tank Farm Gamma Scan Data Sheet

Meter Model #: 2350-1
Meter S/N: 134743
Probe S/N: 685492
Cal Due Date: 5/3/2005
Surveyed By: Alan Bradley

Survey Point	Survey Unit	Date Surveyed	Gross CPM
0	SU3	7/29/2004	**6.21E+03**
1	SU3	7/29/2004	**7.91E+03**
2	SU3	7/29/2004	**7.86E+03**
3	SU3	7/29/2004	**7.45E+03**
4	SU3	7/29/2004	**7.65E+03**
5	SU3	7/29/2004	**6.78E+03**
6	SU3	7/29/2004	**6.62E+03**
7	SU3	7/29/2004	**7.79E+03**
8	SU3	7/29/2004	**8.31E+03**
9	SU3	7/29/2004	**8.88E+03**
10	SU3	7/29/2004	**8.71E+03**
11	SU3	7/29/2004	**1.10E+04**
12	SU3	7/29/2004	**9.52E+03**
13	SU3	7/29/2004	**9.54E+03**
14	SU3	7/29/2004	**1.03E+04**
15	SU3	7/29/2004	**8.98E+03**
16	SU3	7/29/2004	**8.90E+03**
17	SU3	7/29/2004	**9.88E+03**
18	SU3	7/29/2004	**9.84E+03**
19	SU3	7/29/2004	**1.12E+04**
20	SU3	7/29/2004	**1.03E+04**
21	SU3	7/29/2004	**1.12E+04**
22	SU3	7/29/2004	**1.07E+04**
23	SU3	7/29/2004	**9.69E+03**
24	SU3	7/29/2004	**9.36E+03**
25	SU3	7/29/2004	**1.04E+04**
26	SU3	7/29/2004	**1.06E+04**
27	SU3	7/29/2004	**1.01E+04**
28	SU3	7/29/2004	**1.16E+04**
29	SU3	7/29/2004	**1.08E+04**
30	SU3	7/29/2004	**1.02E+04**
31	SU3	7/29/2004	**1.17E+04**
32	SU3	7/29/2004	**9.09E+03**
33	SU3	7/29/2004	**1.12E+04**
34	SU3	7/29/2004	**1.21E+04**
35	SU3	7/29/2004	**1.11E+04**
36	SU3	7/29/2004	**1.09E+04**
37	SU3	7/29/2004	**1.05E+04**
38	SU3	7/29/2004	**1.00E+04**
39	SU3	7/29/2004	**9.91E+03**
40	SU3	7/29/2004	**8.17E+03**
41	SU3	7/29/2004	**6.63E+03**
42	SU3	7/29/2004	**6.29E+03**
43	SU3	7/29/2004	**6.04E+03**
44	SU3	7/29/2004	**5.78E+03**
45	SU3	7/29/2004	**6.39E+03**
46	SU3	7/29/2004	**6.39E+03**
47	SU3	7/29/2004	**7.35E+03**
48	SU3	7/29/2004	**6.76E+03**
49	SU3	7/29/2004	**6.60E+03**
50	SU3	7/29/2004	**6.22E+03**
51	SU3	7/29/2004	**7.33E+03**
52	SU3	7/29/2004	**6.55E+03**
53	SU3	7/29/2004	**6.52E+03**
54	SU3	7/29/2004	**1.49E+04**
55	SU3	7/29/2004	**7.76E+03**

RVAAP West Tank Farm Gamma Scan Data Sheet

Survey Point	Survey Unit	Date Surveyed	Gross CPM
56	SU3	7/29/2004	**8.07E+03**
57	SU3	7/29/2004	**6.89E+03**
58	SU3	7/29/2004	**8.75E+03**
59	SU3	7/29/2004	**6.17E+03**
60	SU3	7/29/2004	**6.26E+03**
61	SU3	7/29/2004	**5.74E+03**
62	SU3	7/29/2004	**7.09E+03**
63	SU3	7/29/2004	**6.14E+03**
64	SU3	7/29/2004	**5.99E+03**
65	SU3	7/29/2004	**7.18E+03**
66	SU3	7/29/2004	**6.15E+03**
67	SU3	7/29/2004	**7.76E+03**
68	SU3	7/29/2004	**8.44E+03**
69	SU3	7/29/2004	**1.22E+04**
70	SU3	7/29/2004	**1.09E+04**
71	SU3	7/29/2004	**1.18E+04**
72	SU3	7/29/2004	**1.06E+04**
73	SU3	7/29/2004	**8.55E+03**
74	SU3	7/29/2004	**6.14E+03**
75	SU3	7/29/2004	**6.66E+03**
76	SU3	7/29/2004	**6.43E+03**
77	SU3	7/29/2004	**7.72E+03**
78	SU3	7/29/2004	**6.66E+03**
79	SU3	7/29/2004	**8.45E+03**
80	SU3	7/29/2004	**9.86E+03**
81	SU3	7/29/2004	**1.13E+04**
82	SU3	7/29/2004	**1.10E+04**
83	SU3	7/29/2004	**8.32E+03**
84	SU3	7/29/2004	**8.05E+03**
85	SU3	7/29/2004	**6.96E+03**
86	SU3	7/29/2004	**6.82E+03**
87	SU3	7/29/2004	**5.90E+03**
88	SU3	7/29/2004	**6.79E+03**
89	SU3	7/29/2004	**1.02E+04**
90	SU3	7/29/2004	**1.01E+04**
91	SU3	7/29/2004	**9.21E+03**
92	SU3	7/29/2004	**7.10E+03**
93	SU3	7/29/2004	**7.11E+03**
94	SU3	7/29/2004	**6.05E+03**
95	SU3	7/29/2004	**6.09E+03**
96	SU3	7/29/2004	**6.71E+03**
97	SU3	7/29/2004	**6.34E+03**
98	SU3	7/29/2004	**5.84E+03**
99	SU3	7/29/2004	**6.81E+03**
100	SU3	7/29/2004	**6.79E+03**
101	SU3	7/29/2004	**7.10E+03**
102	SU3	7/29/2004	**8.36E+03**
103	SU3	7/29/2004	**7.08E+03**
104	SU3	7/29/2004	**7.34E+03**
105	SU3	7/29/2004	**1.01E+04**
106	SU3	7/29/2004	**6.88E+03**
107	SU3	7/29/2004	**6.04E+03**
108	SU3	7/29/2004	**6.08E+03**
109	SU3	7/29/2004	**6.42E+03**
110	SU3	7/29/2004	**6.00E+03**
111	SU3	7/29/2004	**6.37E+03**

RVAAP West Tank Farm Gamma Scan Data Sheet

Survey Point	Survey Unit	Date Surveyed	Gross CPM
112	SU3	7/29/2004	**6.24E+03**
113	SU3	7/29/2004	**7.09E+03**
114	SU3	7/29/2004	**6.61E+03**
115	SU3	7/29/2004	**6.19E+03**
116	SU3	7/29/2004	**6.08E+03**
117	SU3	7/29/2004	**6.58E+03**
118	SU3	7/29/2004	**6.77E+03**
119	SU3	7/29/2004	**8.57E+03**
120	SU3	7/29/2004	**1.08E+04**
121	SU3	7/29/2004	**9.26E+03**
122	SU3	7/29/2004	**1.15E+04**
123	SU3	7/29/2004	**9.57E+03**
124	SU3	7/29/2004	**1.16E+04**
125	SU3	7/29/2004	**1.19E+04**
126	SU3	7/29/2004	**1.02E+04**
127	SU3	7/29/2004	**1.03E+04**
128	SU3	7/29/2004	**1.06E+04**
129	SU3	7/29/2004	**1.05E+04**
130	SU3	7/29/2004	**9.03E+03**
131	SU3	7/29/2004	**1.00E+04**
132	SU3	7/29/2004	**9.42E+03**
133	SU3	7/29/2004	**9.36E+03**
134	SU3	7/29/2004	**8.28E+03**
135	SU3	7/29/2004	**8.63E+03**
136	SU3	7/29/2004	**8.04E+03**
137	SU3	7/29/2004	**8.48E+03**
138	SU3	7/29/2004	**6.73E+03**
139	SU3	7/29/2004	**8.50E+03**
140	SU3	7/29/2004	**9.30E+03**
141	SU3	7/29/2004	**7.78E+03**
142	SU3	7/29/2004	**8.46E+03**
143	SU3	7/29/2004	**8.07E+03**
144	SU3	7/29/2004	**7.89E+03**
145	SU3	7/29/2004	**8.58E+03**
146	SU3	7/29/2004	**9.29E+03**
147	SU3	7/29/2004	**8.63E+03**
148	SU3	7/29/2004	**1.10E+04**
149	SU3	7/29/2004	**9.17E+03**
150	SU3	7/29/2004	**8.97E+03**
151	SU3	7/29/2004	**8.71E+03**
152	SU3	7/29/2004	**1.09E+04**
153	SU3	7/29/2004	**1.08E+04**
154	SU3	7/29/2004	**1.16E+04**
155	SU3	7/29/2004	**1.20E+04**
156	SU3	7/29/2004	**1.06E+04**
157	SU3	7/29/2004	**1.08E+04**
158	SU3	7/29/2004	**1.04E+04**
159	SU3	7/29/2004	**8.76E+03**
160	SU3	7/29/2004	**7.80E+03**
161	SU3	7/29/2004	**6.25E+03**
162	SU3	7/29/2004	**5.78E+03**
163	SU3	7/29/2004	**6.52E+03**
164	SU3	7/29/2004	**7.24E+03**
165	SU3	7/29/2004	**7.29E+03**
166	SU3	7/29/2004	**6.06E+03**
167	SU3	7/29/2004	**6.89E+03**

RVAAP West Tank Farm Gamma Scan Data Sheet

Survey Point	Survey Unit	Date Surveyed	Gross CPM
168	SU3	7/29/2004	5.94E+03
169	SU3	7/29/2004	7.24E+03
170	SU3	7/29/2004	6.85E+03
171	SU3	7/29/2004	1.29E+04
172	SU3	7/29/2004	1.38E+04
173	SU3	7/29/2004	7.83E+03
174	SU3	7/29/2004	8.35E+03
175	SU3	7/29/2004	6.55E+03
176	SU3	7/29/2004	6.86E+03
177	SU3	7/29/2004	6.04E+03
178	SU3	7/29/2004	6.14E+03
179	SU3	7/29/2004	6.67E+03
180	SU3	7/29/2004	6.03E+03
181	SU3	7/29/2004	6.24E+03
182	SU3	7/29/2004	8.45E+03
183	SU3	7/29/2004	9.46E+03
184	SU3	7/29/2004	1.01E+04
185	SU3	7/29/2004	6.70E+03
186	SU3	7/29/2004	5.98E+03
187	SU3	7/29/2004	7.01E+03
188	SU3	7/29/2004	6.76E+03
189	SU3	7/29/2004	7.29E+03
190	SU3	7/29/2004	7.17E+03
191	SU3	7/29/2004	7.80E+03
192	SU3	7/29/2004	8.73E+03
193	SU3	7/29/2004	9.86E+03
194	SU3	7/29/2004	1.05E+04
195	SU3	7/29/2004	9.60E+03
196	SU3	7/29/2004	8.99E+03
197	SU3	7/29/2004	8.82E+03
198	SU3	7/29/2004	7.13E+03
199	SU3	7/29/2004	7.02E+03
200	SU3	7/29/2004	6.98E+03
201	SU3	7/29/2004	7.29E+03
202	SU3	7/29/2004	7.17E+03
203	SU3	7/29/2004	8.96E+03
204	SU3	7/29/2004	8.32E+03
205	SU3	7/29/2004	7.11E+03
206	SU3	7/29/2004	5.91E+03
207	SU3	7/29/2004	7.40E+03
208	SU3	7/29/2004	7.08E+03
209	SU3	7/29/2004	7.19E+03
210	SU3	7/29/2004	7.35E+03
211	SU3	7/29/2004	6.39E+03
212	SU3	7/29/2004	8.08E+03
213	SU3	7/29/2004	7.91E+03
214	SU3	7/29/2004	1.02E+04
215	SU3	7/29/2004	1.05E+04
216	SU3	7/29/2004	7.84E+03
217	SU3	7/29/2004	8.85E+03
218	SU3	7/29/2004	6.63E+03
219	SU3	7/29/2004	6.47E+03
220	SU3	7/29/2004	6.83E+03
221	SU3	7/29/2004	5.87E+03
222	SU3	7/29/2004	6.51E+03
223	SU3	7/29/2004	6.60E+03

RVAAP West Tank Farm Gamma Scan Data Sheet

Survey Point	Survey Unit	Date Surveyed	Gross CPM
224	SU3	7/29/2004	**6.52E+03**
225	SU3	7/29/2004	**7.08E+03**
226	SU3	7/29/2004	**5.87E+03**
227	SU3	7/29/2004	**6.94E+03**
228	SU3	7/29/2004	**7.35E+03**
229	SU3	7/29/2004	**9.27E+03**
230	SU3	7/29/2004	**1.03E+04**
231	SU3	7/29/2004	**1.04E+04**
232	SU3	7/29/2004	**1.14E+04**
233	SU3	7/29/2004	**1.15E+04**
234	SU3	7/29/2004	**1.16E+04**
235	SU3	7/29/2004	**1.06E+04**
236	SU3	7/29/2004	**8.35E+03**
237	SU3	7/29/2004	**1.06E+04**
238	SU3	7/29/2004	**9.73E+03**
239	SU3	7/29/2004	**1.02E+04**
240	SU3	7/29/2004	**8.52E+03**
241	SU3	7/29/2004	**8.12E+03**
242	SU3	7/29/2004	**6.95E+03**
243	SU3	7/29/2004	**6.34E+03**
244	SU3	7/29/2004	**8.33E+03**
245	SU3	7/29/2004	**9.24E+03**
246	SU3	7/29/2004	**8.34E+03**
247	SU3	7/29/2004	**7.38E+03**
248	SU3	7/29/2004	**7.36E+03**
249	SU3	7/29/2004	**8.99E+03**
250	SU3	7/29/2004	**6.97E+03**
251	SU3	7/29/2004	**8.20E+03**
252	SU3	7/29/2004	**8.44E+03**
253	SU3	7/29/2004	**7.02E+03**
254	SU3	7/29/2004	**8.53E+03**
255	SU3	7/29/2004	**8.21E+03**
256	SU3	7/29/2004	**8.45E+03**
257	SU3	7/29/2004	**7.47E+03**
258	SU3	7/29/2004	**5.13E+03**
259	SU3	7/29/2004	**5.79E+03**
260	SU3	7/29/2004	**5.55E+03**
261	SU3	7/29/2004	**7.19E+03**
262	SU3	7/29/2004	**6.56E+03**
263	SU3	7/29/2004	**6.60E+03**
264	SU3	7/29/2004	**9.03E+03**
265	SU3	7/29/2004	**7.91E+03**
266	SU3	7/29/2004	**1.13E+04**
267	SU3	7/29/2004	**1.02E+04**
268	SU3	7/29/2004	**9.73E+03**
269	SU3	7/29/2004	**9.35E+03**
270	SU3	7/29/2004	**1.06E+04**
271	SU3	7/29/2004	**1.08E+04**
272	SU3	7/29/2004	**1.08E+04**
273	SU3	7/29/2004	**1.23E+04**
274	SU3	7/29/2004	**1.23E+04**
275	SU3	7/29/2004	**1.13E+04**
276	SU3	7/29/2004	**1.01E+04**
277	SU3	7/29/2004	**1.09E+04**
278	SU3	7/29/2004	**1.02E+04**
279	SU3	7/29/2004	**1.02E+04**

RVAAP West Tank Farm Gamma Scan Data Sheet

Survey Point	Survey Unit	Date Surveyed	Gross CPM
280	SU3	7/29/2004	**7.56E+03**
281	SU3	7/29/2004	**5.76E+03**
282	SU3	7/29/2004	**6.08E+03**
283	SU3	7/29/2004	**6.61E+03**
284	SU3	7/29/2004	**6.24E+03**
285	SU3	7/29/2004	**6.92E+03**
286	SU3	7/29/2004	**6.66E+03**
287	SU3	7/29/2004	**6.99E+03**
288	SU3	7/29/2004	**7.30E+03**
289	SU3	7/29/2004	**7.34E+03**
290	SU3	7/29/2004	**9.16E+03**
291	SU3	7/29/2004	**9.92E+03**
292	SU3	7/29/2004	**1.22E+04**
293	SU3	7/29/2004	**9.71E+03**
294	SU3	7/29/2004	**1.02E+04**
295	SU3	7/29/2004	**7.77E+03**
296	SU3	7/29/2004	**7.48E+03**
297	SU3	7/29/2004	**8.12E+03**
298	SU3	7/29/2004	**6.30E+03**
299	SU3	7/29/2004	**8.32E+03**
300	SU3	7/29/2004	**8.07E+03**
301	SU3	7/29/2004	**7.45E+03**
302	SU3	7/29/2004	**8.49E+03**
303	SU3	7/29/2004	**9.82E+03**
304	SU3	7/29/2004	**7.45E+03**
305	SU3	7/29/2004	**7.59E+03**
306	SU3	7/29/2004	**6.83E+03**
307	SU3	7/29/2004	**7.52E+03**
308	SU3	7/29/2004	**9.74E+03**
309	SU3	7/29/2004	**1.02E+04**
310	SU3	7/29/2004	**9.47E+03**
311	SU3	7/29/2004	**8.68E+03**
312	SU3	7/29/2004	**7.64E+03**
313	SU3	7/29/2004	**6.60E+03**
314	SU3	7/29/2004	**7.55E+03**
315	SU3	7/29/2004	**9.78E+03**
316	SU3	7/29/2004	**9.70E+03**
317	SU3	7/29/2004	**8.86E+03**
318	SU3	7/29/2004	**6.92E+03**
319	SU3	7/29/2004	**6.81E+03**
320	SU3	7/29/2004	**8.18E+03**
321	SU3	7/29/2004	**6.89E+03**
322	SU3	7/29/2004	**6.49E+03**
323	SU3	7/29/2004	**6.69E+03**
324	SU3	7/29/2004	**7.67E+03**
325	SU3	7/29/2004	**1.07E+04**
326	SU3	7/29/2004	**8.47E+03**
327	SU3	7/29/2004	**8.54E+03**
328	SU3	7/29/2004	**8.48E+03**
329	SU3	7/29/2004	**8.92E+03**
330	SU3	7/29/2004	**7.45E+03**
331	SU3	7/29/2004	**6.76E+03**
332	SU3	7/29/2004	**5.41E+03**
333	SU3	7/29/2004	**7.22E+03**
334	SU3	7/29/2004	**7.12E+03**
335	SU3	7/29/2004	**5.60E+03**

RVAAP West Tank Farm Gamma Scan Data Sheet

Survey Point	Survey Unit	Date Surveyed	Gross CPM
336	SU3	7/29/2004	**6.60E+03**
337	SU3	7/29/2004	**7.07E+03**
338	SU3	7/29/2004	**5.78E+03**
339	SU3	7/29/2004	**7.00E+03**
340	SU3	7/29/2004	**6.18E+03**
341	SU3	7/29/2004	**8.59E+03**
342	SU3	7/29/2004	**9.56E+03**
343	SU3	7/29/2004	**1.05E+04**
344	SU3	7/29/2004	**1.13E+04**
345	SU3	7/29/2004	**9.21E+03**
346	SU3	7/29/2004	**1.07E+04**
347	SU3	7/29/2004	**1.12E+04**
348	SU3	7/29/2004	**1.05E+04**
349	SU3	7/29/2004	**9.30E+03**
350	SU3	7/29/2004	**6.31E+03**
351	SU3	7/29/2004	**5.39E+03**
352	SU3	7/29/2004	**4.85E+03**
353	SU3	7/29/2004	**5.02E+03**
354	SU3	7/29/2004	**5.36E+03**
355	SU3	7/29/2004	**4.80E+03**
356	SU3	7/29/2004	**6.22E+03**
357	SU3	7/29/2004	**5.87E+03**
358	SU3	7/29/2004	**5.73E+03**
359	SU3	7/29/2004	**6.15E+03**
360	SU3	7/29/2004	**5.94E+03**
361	SU3	7/29/2004	**7.46E+03**
362	SU3	7/29/2004	**7.64E+03**
363	SU3	7/29/2004	**9.10E+03**
364	SU3	7/29/2004	**9.62E+03**
365	SU3	7/29/2004	**7.29E+03**
366	SU3	7/29/2004	**7.75E+03**
367	SU3	7/29/2004	**7.75E+03**
368	SU3	7/29/2004	**7.40E+03**
369	SU3	7/29/2004	**7.71E+03**
370	SU3	7/29/2004	**6.84E+03**
371	SU3	7/29/2004	**6.97E+03**
372	SU3	7/29/2004	**7.42E+03**
373	SU3	7/29/2004	**6.87E+03**
374	SU3	7/29/2004	**5.96E+03**
375	SU3	7/29/2004	**4.92E+03**
376	SU3	7/29/2004	**5.41E+03**
377	SU3	7/29/2004	**5.32E+03**
378	SU3	7/29/2004	**7.78E+03**
379	SU3	7/29/2004	**9.48E+03**
380	SU3	7/29/2004	**9.98E+03**
381	SU3	7/29/2004	**9.88E+03**
382	SU3	7/29/2004	**1.04E+04**
383	SU3	7/29/2004	**1.13E+04**
384	SU3	7/29/2004	**1.12E+04**
385	SU3	7/29/2004	**9.56E+03**
386	SU3	7/29/2004	**8.98E+03**
387	SU3	7/29/2004	**9.86E+03**
388	SU3	7/29/2004	**6.59E+03**
389	SU3	7/29/2004	**5.65E+03**
390	SU3	7/29/2004	**6.16E+03**
391	SU3	7/29/2004	**7.83E+03**

RVAAP West Tank Farm Gamma Scan Data Sheet

Survey Point	Survey Unit	Date Surveyed	Gross CPM
392	SU3	7/29/2004	**7.36E+03**
393	SU3	7/29/2004	**5.66E+03**
394	SU3	7/29/2004	**6.71E+03**
395	SU3	7/29/2004	**6.09E+03**
396	SU3	7/29/2004	**7.07E+03**
397	SU3	7/29/2004	**7.41E+03**
398	SU3	7/29/2004	**7.61E+03**
399	SU3	7/29/2004	**6.41E+03**
400	SU3	7/29/2004	**7.76E+03**
401	SU3	7/29/2004	**8.00E+03**
402	SU3	7/29/2004	**7.86E+03**
403	SU3	7/29/2004	**8.67E+03**
404	SU3	7/29/2004	**1.22E+04**
405	SU3	7/29/2004	**9.07E+03**
406	SU3	7/29/2004	**5.99E+03**
407	SU3	7/29/2004	**6.98E+03**
408	SU3	7/29/2004	**9.38E+03**
409	SU3	7/29/2004	**9.90E+03**
410	SU3	7/29/2004	**1.10E+04**
411	SU3	7/29/2004	**8.95E+03**
412	SU3	7/29/2004	**8.62E+03**
413	SU3	7/29/2004	**7.35E+03**
414	SU3	7/29/2004	**6.89E+03**
415	SU3	7/29/2004	**1.05E+04**
416	SU3	7/29/2004	**1.37E+04**
417	SU3	7/29/2004	**1.41E+04**
418	SU3	7/29/2004	**1.13E+04**
419	SU3	7/29/2004	**9.78E+03**
420	SU3	7/29/2004	**6.70E+03**
421	SU3	7/29/2004	**6.82E+03**
422	SU3	7/29/2004	**7.88E+03**
423	SU3	7/29/2004	**6.01E+03**
424	SU3	7/29/2004	**7.56E+03**
425	SU3	7/29/2004	**8.70E+03**
426	SU3	7/29/2004	**6.18E+03**
427	SU3	7/29/2004	**6.48E+03**
428	SU3	7/29/2004	**6.19E+03**
429	SU3	7/29/2004	**5.80E+03**
430	SU3	7/29/2004	**6.75E+03**
431	SU3	7/29/2004	**6.67E+03**
432	SU3	7/29/2004	**5.82E+03**
433	SU3	7/29/2004	**6.24E+03**
434	SU3	7/29/2004	**6.56E+03**
435	SU3	7/29/2004	**9.00E+03**
436	SU3	7/29/2004	**9.18E+03**
437	SU3	7/29/2004	**9.53E+03**
438	SU3	7/29/2004	**1.02E+04**
439	SU3	7/29/2004	**1.02E+04**
440	SU3	7/29/2004	**9.79E+03**
441	SU3	7/29/2004	**6.42E+03**
442	SU3	7/29/2004	**6.33E+03**
443	SU3	7/29/2004	**5.64E+03**
444	SU3	7/29/2004	**5.84E+03**
445	SU3	7/29/2004	**5.81E+03**
446	SU3	7/29/2004	**6.02E+03**
447	SU3	7/29/2004	**5.31E+03**

RVAAP West Tank Farm Gamma Scan Data Sheet

Survey Point	Survey Unit	Date Surveyed	Gross CPM
448	SU3	7/29/2004	**7.23E+03**
449	SU3	7/29/2004	**7.01E+03**
450	SU3	7/29/2004	**6.99E+03**
451	SU3	7/29/2004	**6.98E+03**
452	SU3	7/29/2004	**6.81E+03**
453	SU3	7/29/2004	**8.21E+03**
454	SU3	7/29/2004	**8.00E+03**
455	SU3	7/29/2004	**8.73E+03**
456	SU3	7/29/2004	**8.03E+03**
457	SU3	7/29/2004	**6.33E+03**
458	SU3	7/29/2004	**8.55E+03**
459	SU3	7/29/2004	**8.28E+03**
460	SU3	7/29/2004	**7.43E+03**
461	SU3	7/29/2004	**8.30E+03**
462	SU3	7/29/2004	**8.91E+03**
463	SU3	7/29/2004	**5.60E+03**
464	SU3	7/29/2004	**5.86E+03**
465	SU3	7/29/2004	**6.06E+03**
466	SU3	7/29/2004	**5.74E+03**
467	SU3	7/29/2004	**5.62E+03**
468	SU3	7/29/2004	**6.47E+03**
469	SU3	7/29/2004	**6.02E+03**
470	SU3	7/29/2004	**7.80E+03**
471	SU3	7/29/2004	**1.09E+04**
472	SU3	7/29/2004	**8.51E+03**
473	SU3	7/29/2004	**9.24E+03**
474	SU3	7/29/2004	**9.12E+03**
475	SU3	7/29/2004	**9.70E+03**
476	SU3	7/29/2004	**8.62E+03**
477	SU3	7/29/2004	**9.11E+03**
478	SU3	7/29/2004	**8.01E+03**
479	SU3	7/29/2004	**7.11E+03**
480	SU3	7/29/2004	**6.02E+03**
481	SU3	7/29/2004	**6.89E+03**
482	SU3	7/29/2004	**5.88E+03**
483	SU3	7/29/2004	**6.26E+03**
484	SU3	7/29/2004	**5.61E+03**
485	SU3	7/29/2004	**5.90E+03**
486	SU3	7/29/2004	**7.02E+03**
487	SU3	7/29/2004	**6.10E+03**
488	SU3	7/29/2004	**6.20E+03**
489	SU3	7/29/2004	**8.19E+03**
490	SU3	7/29/2004	**5.72E+03**
491	SU3	7/29/2004	**7.24E+03**
492	SU3	7/29/2004	**5.99E+03**
493	SU3	7/29/2004	**6.50E+03**
494	SU3	7/29/2004	**7.97E+03**
495	SU3	7/29/2004	**7.15E+03**
496	SU3	7/29/2004	**6.41E+03**
497	SU3	7/29/2004	**7.35E+03**
498	SU3	7/29/2004	**8.42E+03**
499	SU3	7/29/2004	**7.28E+03**
500	SU3	7/29/2004	**6.03E+03**
501	SU3	7/29/2004	**7.17E+03**
502	SU3	7/29/2004	**8.19E+03**
503	SU3	7/29/2004	**9.89E+03**

RVAAP West Tank Farm Gamma Scan Data Sheet

Survey Point	Survey Unit	Date Surveyed	Gross CPM
504	SU3	7/29/2004	**8.46E+03**
505	SU3	7/29/2004	**1.02E+04**
506	SU3	7/29/2004	**1.06E+04**
507	SU3	7/29/2004	**8.47E+03**
508	SU3	7/29/2004	**7.33E+03**
509	SU3	7/29/2004	**6.41E+03**
510	SU3	7/29/2004	**8.16E+03**
511	SU3	7/29/2004	**9.22E+03**
512	SU3	7/29/2004	**8.26E+03**
513	SU3	7/29/2004	**6.49E+03**
514	SU3	7/29/2004	**7.38E+03**
515	SU3	7/29/2004	**6.37E+03**
516	SU3	7/29/2004	**7.03E+03**
517	SU3	7/29/2004	**6.75E+03**
518	SU3	7/29/2004	**6.04E+03**
519	SU3	7/29/2004	**5.97E+03**
520	SU3	7/29/2004	**6.18E+03**
521	SU3	7/29/2004	**5.74E+03**
522	SU3	7/29/2004	**6.54E+03**
523	SU3	7/29/2004	**6.57E+03**
524	SU3	7/29/2004	**6.58E+03**
525	SU3	7/29/2004	**6.70E+03**
526	SU3	7/29/2004	**6.90E+03**
527	SU3	7/29/2004	**6.01E+03**
528	SU3	7/29/2004	**6.06E+03**
529	SU3	7/29/2004	**5.33E+03**
530	SU3	7/29/2004	**5.67E+03**
531	SU3	7/29/2004	**5.97E+03**
532	SU3	7/29/2004	**5.85E+03**
533	SU3	7/29/2004	**5.76E+03**
534	SU3	7/29/2004	**6.16E+03**
535	SU3	7/29/2004	**6.15E+03**
536	SU3	7/29/2004	**6.65E+03**
537	SU3	7/29/2004	**6.70E+03**
538	SU3	7/29/2004	**9.91E+03**
539	SU3	7/29/2004	**9.10E+03**
540	SU3	7/29/2004	**7.98E+03**
541	SU3	7/29/2004	**9.16E+03**
542	SU3	7/29/2004	**9.84E+03**
543	SU3	7/29/2004	**1.02E+04**
544	SU3	7/29/2004	**9.34E+03**
545	SU3	7/29/2004	**9.11E+03**
546	SU3	7/29/2004	**7.09E+03**
547	SU3	7/29/2004	**6.28E+03**
548	SU3	7/29/2004	**6.80E+03**
549	SU3	7/29/2004	**6.10E+03**
550	SU3	7/29/2004	**6.27E+03**
551	SU3	7/29/2004	**5.83E+03**
552	SU3	7/29/2004	**6.20E+03**
553	SU3	7/29/2004	**5.86E+03**
554	SU3	7/29/2004	**8.54E+03**
555	SU3	7/29/2004	**9.67E+03**
556	SU3	7/29/2004	**8.51E+03**
557	SU3	7/29/2004	**6.46E+03**
558	SU3	7/29/2004	**7.65E+03**
559	SU3	7/29/2004	**8.00E+03**

RVAAP West Tank Farm Gamma Scan Data Sheet

Survey Point	Survey Unit	Date Surveyed	Gross CPM
560	SU3	7/29/2004	**9.26E+03**
561	SU3	7/29/2004	**8.36E+03**
562	SU3	7/29/2004	**7.60E+03**
563	SU3	7/29/2004	**8.39E+03**
564	SU3	7/29/2004	**8.21E+03**
565	SU3	7/29/2004	**7.03E+03**
566	SU3	7/29/2004	**7.92E+03**
567	SU3	7/29/2004	**6.82E+03**
568	SU3	7/29/2004	**7.04E+03**
569	SU3	7/29/2004	**6.62E+03**
570	SU3	7/29/2004	**6.20E+03**
571	SU3	7/29/2004	**8.18E+03**
572	SU3	7/29/2004	**5.82E+03**
573	SU3	7/29/2004	**8.40E+03**
574	SU3	7/29/2004	**1.02E+04**
575	SU3	7/29/2004	**9.82E+03**
576	SU3	7/29/2004	**9.77E+03**
577	SU3	7/29/2004	**8.35E+03**
578	SU3	7/29/2004	**1.02E+04**
579	SU3	7/29/2004	**7.36E+03**
580	SU3	7/29/2004	**6.43E+03**
581	SU3	7/29/2004	**6.90E+03**
582	SU3	7/29/2004	**5.96E+03**
583	SU3	7/29/2004	**6.11E+03**
584	SU3	7/29/2004	**6.62E+03**
585	SU3	7/29/2004	**6.33E+03**
586	SU3	7/29/2004	**6.36E+03**
587	SU3	7/29/2004	**7.19E+03**
588	SU3	7/29/2004	**5.87E+03**
589	SU3	7/29/2004	**5.82E+03**
590	SU3	7/29/2004	**6.92E+03**
591	SU3	7/29/2004	**6.02E+03**
592	SU3	7/29/2004	**7.81E+03**
593	SU3	7/29/2004	**6.40E+03**
594	SU3	7/29/2004	**7.05E+03**
595	SU3	7/29/2004	**7.99E+03**
596	SU3	7/29/2004	**8.61E+03**
597	SU3	7/29/2004	**7.39E+03**
598	SU3	7/29/2004	**6.62E+03**
599	SU3	7/29/2004	**8.75E+03**
600	SU3	7/29/2004	**8.78E+03**
601	SU3	7/29/2004	**1.03E+04**
602	SU3	7/29/2004	**9.94E+03**
603	SU3	7/29/2004	**9.65E+03**
604	SU3	7/29/2004	**8.21E+03**
605	SU3	7/29/2004	**6.27E+03**
606	SU3	7/29/2004	**7.36E+03**
607	SU3	7/29/2004	**6.31E+03**
608	SU3	7/29/2004	**4.19E+03**
609	SU3	7/29/2004	**7.32E+03**
610	SU3	7/29/2004	**6.74E+03**
611	SU3	7/29/2004	**8.45E+03**
612	SU3	7/29/2004	**9.51E+03**
613	SU3	7/29/2004	**7.71E+03**
614	SU3	7/29/2004	**7.01E+03**
615	SU3	7/29/2004	**7.49E+03**

RVAAP West Tank Farm Gamma Scan Data Sheet

Survey Point	Survey Unit	Date Surveyed	Gross CPM
616	SU3	7/29/2004	**6.01E+03**
617	SU3	7/29/2004	**7.29E+03**
618	SU3	7/29/2004	**6.82E+03**
619	SU3	7/29/2004	**7.63E+03**
620	SU3	7/29/2004	**6.60E+03**
621	SU3	7/29/2004	**5.89E+03**
622	SU3	7/29/2004	**5.68E+03**
623	SU3	7/29/2004	**6.14E+03**
624	SU3	7/29/2004	**6.24E+03**
625	SU3	7/29/2004	**6.06E+03**
626	SU3	7/29/2004	**6.32E+03**
627	SU3	7/29/2004	**5.64E+03**
628	SU3	7/29/2004	**7.42E+03**
629	SU3	7/29/2004	**6.22E+03**
630	SU3	7/29/2004	**5.53E+03**
631	SU3	7/29/2004	**6.62E+03**
632	SU3	7/29/2004	**6.94E+03**
633	SU3	7/29/2004	**6.13E+03**
634	SU3	7/29/2004	**5.70E+03**
635	SU3	7/29/2004	**6.61E+03**
636	SU3	7/29/2004	**6.36E+03**
637	SU3	7/29/2004	**5.54E+03**
638	SU3	7/29/2004	**5.03E+03**
639	SU3	7/29/2004	**5.48E+03**
640	SU3	7/29/2004	**7.19E+03**
641	SU3	7/29/2004	**7.30E+03**
642	SU3	7/29/2004	**9.48E+03**
643	SU3	7/29/2004	**8.79E+03**
644	SU3	7/29/2004	**9.43E+03**
645		7/29/2004	
646	SU3	7/29/2004	**9.43E+03**
647	SU3	7/29/2004	**1.09E+04**
648	SU3	7/29/2004	**1.07E+04**
649	SU3	7/29/2004	**8.68E+03**
650	SU3	7/29/2004	**8.68E+03**
651	SU3	7/29/2004	**6.77E+03**
652	SU3	7/29/2004	**6.60E+03**
653	SU3	7/29/2004	**6.23E+03**
654	SU3	7/29/2004	**6.29E+03**
655	SU3	7/29/2004	**8.16E+03**
656	SU3	7/29/2004	**8.59E+03**
657	SU3	7/29/2004	**8.53E+03**
658	SU3	7/29/2004	**6.56E+03**
659	SU3	7/29/2004	**8.89E+03**
660	SU3	7/29/2004	**7.97E+03**
661	SU3	7/29/2004	**7.82E+03**
662	SU3	7/29/2004	**7.91E+03**
663	SU3	7/29/2004	**7.33E+03**
664	SU3	7/29/2004	**8.07E+03**
665	SU3	7/29/2004	**7.91E+03**
666	SU3	7/29/2004	**7.40E+03**
667	SU3	7/29/2004	**8.01E+03**
668	SU3	7/29/2004	**8.08E+03**
669	SU3	7/29/2004	**7.76E+03**
670	SU3	7/29/2004	**7.03E+03**
671	SU3	7/29/2004	**7.40E+03**

RVAAP West Tank Farm Gamma Scan Data Sheet

Survey Point	Survey Unit	Date Surveyed	Gross CPM
672	SU3	7/29/2004	7.54E+03
673	SU3	7/29/2004	7.06E+03
674	SU3	7/29/2004	7.40E+03
675	SU3	7/29/2004	1.10E+04
676	SU3	7/29/2004	1.54E+04
677	SU3	7/29/2004	1.52E+04
678	SU3	7/29/2004	9.42E+03
679	SU3	7/29/2004	1.05E+04
680	SU3	7/29/2004	1.09E+04
681	SU3	7/29/2004	1.01E+04
682	SU3	7/29/2004	9.11E+03
683	SU3	7/29/2004	9.56E+03
684	SU3	7/29/2004	1.07E+04
685	SU3	7/29/2004	1.05E+04
686	SU3	7/29/2004	9.81E+03
687	SU3	7/29/2004	7.23E+03
688	SU3	7/29/2004	7.42E+03
689	SU3	7/29/2004	6.26E+03
690	SU3	7/29/2004	5.51E+03
691	SU3	7/29/2004	6.85E+03
692	SU3	7/29/2004	6.24E+03
693	SU3	7/29/2004	5.91E+03
694	SU3	7/29/2004	5.94E+03
695	SU3	7/29/2004	6.03E+03
696	SU3	7/29/2004	7.17E+03
697	SU3	7/29/2004	6.26E+03
698	SU3	7/29/2004	5.83E+03
699	SU3	7/29/2004	5.64E+03
700	SU3	7/29/2004	6.27E+03
701	SU3	7/29/2004	6.57E+03
702	SU3	7/29/2004	6.07E+03
703	SU3	7/29/2004	6.93E+03
704	SU3	7/29/2004	6.57E+03
705	SU3	7/29/2004	5.19E+03
706	SU3	7/29/2004	6.47E+03
707	SU3	7/29/2004	7.72E+03
708	SU3	7/29/2004	7.31E+03
709	SU3	7/29/2004	7.73E+03
710	SU3	7/29/2004	8.07E+03
711	SU3	7/29/2004	8.37E+03
712	SU3	7/29/2004	6.03E+03
713	SU3	7/29/2004	7.59E+03
714	SU3	7/29/2004	9.39E+03
715	SU3	7/29/2004	9.11E+03
716	SU3	7/29/2004	9.40E+03
717	SU3	7/29/2004	9.65E+03
718	SU3	7/29/2004	7.84E+03
719	SU3	7/29/2004	7.00E+03
720	SU3	7/29/2004	6.24E+03
721	SU3	7/29/2004	6.67E+03
722	SU3	7/29/2004	8.83E+03
723	SU3	7/29/2004	7.94E+03
724	SU3	7/29/2004	7.67E+03
725	SU3	7/29/2004	7.54E+03
726	SU3	7/29/2004	6.58E+03
727	SU3	7/29/2004	7.47E+03

RVAAP West Tank Farm Gamma Scan Data Sheet

Survey Point	Survey Unit	Date Surveyed	Gross CPM
728	SU3	7/29/2004	**6.16E+03**
729	SU3	7/29/2004	**7.88E+03**
730	SU3	7/29/2004	**5.98E+03**
731	SU3	7/29/2004	**6.34E+03**
732	SU3	7/29/2004	**5.92E+03**
733	SU3	7/29/2004	**5.91E+03**
734	SU3	7/29/2004	**6.45E+03**
735	SU3	7/29/2004	**6.33E+03**
736	SU3	7/29/2004	**7.25E+03**
737	SU3	7/29/2004	**5.70E+03**
738	SU3	7/29/2004	**6.44E+03**
739	SU3	7/29/2004	**6.20E+03**
740	SU3	7/29/2004	**6.52E+03**
741	SU3	7/29/2004	**7.12E+03**
742	SU3	7/29/2004	**6.73E+03**
743	SU3	7/29/2004	**8.82E+03**
744	SU3	7/29/2004	**9.27E+03**
745	SU3	7/29/2004	**9.18E+03**
746	SU3	7/29/2004	**1.05E+04**
747	SU3	7/29/2004	**9.89E+03**
748	SU3	7/29/2004	**8.13E+03**
749	SU3	7/29/2004	**6.77E+03**
750	SU3	7/29/2004	**7.36E+03**
751	SU3	7/29/2004	**8.87E+03**
752	SU3	7/29/2004	**7.29E+03**
753	SU3	7/29/2004	**8.02E+03**
754	SU3	7/29/2004	**8.32E+03**
755	SU3	7/29/2004	**6.62E+03**
756	SU3	7/29/2004	**8.80E+03**
757	SU3	7/29/2004	**8.04E+03**
758	SU3	7/29/2004	**8.06E+03**
759	SU3	7/29/2004	**7.44E+03**
760	SU3	7/29/2004	**7.93E+03**
761	SU3	7/29/2004	**8.57E+03**
762	SU3	7/29/2004	**8.33E+03**
763	SU3	7/29/2004	**7.76E+03**
764	SU3	7/29/2004	**8.68E+03**
765	SU3	7/29/2004	**8.16E+03**
766	SU3	7/29/2004	**8.23E+03**
767	SU3	7/29/2004	**6.52E+03**
768	SU3	7/29/2004	**9.06E+03**
769	SU3	7/29/2004	**9.77E+03**
770	SU3	7/29/2004	**8.47E+03**
771	SU3	7/29/2004	**7.60E+03**
772	SU3	7/29/2004	**8.35E+03**
773	SU3	7/29/2004	**7.65E+03**
774	SU3	7/29/2004	**6.88E+03**
775	SU3	7/29/2004	**8.85E+03**
776	SU3	7/29/2004	**8.77E+03**
777	SU3	7/29/2004	**1.04E+04**
778	SU3	7/29/2004	**9.30E+03**
779	SU3	7/29/2004	**8.54E+03**
780	SU3	7/29/2004	**9.19E+03**
781	SU3	7/29/2004	**9.58E+03**
782	SU3	7/29/2004	**7.54E+03**
783	SU3	7/29/2004	**6.83E+03**

RVAAP West Tank Farm Gamma Scan Data Sheet

Survey Point	Survey Unit	Date Surveyed	Gross CPM
784	SU3	7/29/2004	**5.63E+03**
785	SU3	7/29/2004	**6.63E+03**
786	SU3	7/29/2004	**6.83E+03**
787	SU3	7/29/2004	**5.99E+03**
788	SU3	7/29/2004	**6.70E+03**
789	SU3	7/29/2004	**6.44E+03**
790	SU3	7/29/2004	**7.36E+03**
791	SU3	7/29/2004	**7.62E+03**
792	SU3	7/29/2004	**7.93E+03**
793	SU3	7/29/2004	**7.76E+03**
794	SU3	7/29/2004	**6.59E+03**
795	SU3	7/29/2004	**6.88E+03**
796	SU3	7/29/2004	**6.57E+03**
797	SU3	7/29/2004	**6.77E+03**
798	SU3	7/29/2004	**6.77E+03**
799	SU3	7/29/2004	**6.06E+03**
800	SU3	7/29/2004	**7.60E+03**
801	SU3	7/29/2004	**7.44E+03**
802	SU3	7/29/2004	**8.27E+03**
803	SU3	7/29/2004	**9.14E+03**
804	SU3	7/29/2004	**9.67E+03**
805	SU3	7/29/2004	**8.90E+03**
806	SU3	7/29/2004	**7.44E+03**
807	SU3	7/29/2004	**6.84E+03**
808	SU3	7/29/2004	**9.09E+03**
809	SU3	7/29/2004	**8.38E+03**
810	SU3	7/29/2004	**1.01E+04**
811	SU3	7/29/2004	**9.58E+03**
812	SU3	7/29/2004	**9.04E+03**
813	SU3	7/29/2004	**7.63E+03**
814	SU3	7/29/2004	**6.50E+03**
815	SU3	7/29/2004	**5.68E+03**
816	SU3	7/29/2004	**6.70E+03**
817	SU3	7/29/2004	**1.12E+04**
818	SU3	7/29/2004	**1.15E+04**
819	SU3	7/29/2004	**1.49E+04**
820	SU3	7/29/2004	**1.21E+04**
821	SU3	7/29/2004	**1.14E+04**
822	SU3	7/29/2004	**1.13E+04**
823	SU3	7/29/2004	**1.00E+04**
824	SU3	7/29/2004	**1.13E+04**
825	SU3	7/29/2004	**8.57E+03**
826	SU3	7/29/2004	**9.14E+03**
827	SU3	7/29/2004	**8.02E+03**
828	SU3	7/29/2004	**8.00E+03**
829	SU3	7/29/2004	**8.14E+03**
830	SU3	7/29/2004	**7.92E+03**
831	SU3	7/29/2004	**5.69E+03**
832	SU3	7/29/2004	**8.12E+03**
833	SU3	7/29/2004	**7.21E+03**
834	SU3	7/29/2004	**7.22E+03**
835	SU3	7/29/2004	**5.86E+03**
836	SU3	7/29/2004	**6.07E+03**
837	SU3	7/29/2004	**5.74E+03**
838	SU3	7/29/2004	**9.17E+03**
839	SU3	7/29/2004	**6.77E+03**

RVAAP West Tank Farm Gamma Scan Data Sheet

Survey Point	Survey Unit	Date Surveyed	Gross CPM
840	SU3	7/29/2004	7.36E+03
841	SU3	7/29/2004	7.85E+03
842	SU3	7/29/2004	7.64E+03
843	SU3	7/29/2004	7.33E+03
844	SU3	7/29/2004	6.86E+03
845	SU3	7/29/2004	5.83E+03
846	SU3	7/29/2004	7.19E+03
847	SU3	7/29/2004	7.65E+03
848	SU3	7/29/2004	1.07E+04
849	SU3	7/29/2004	1.01E+04
850	SU3	7/29/2004	9.42E+03
851	SU3	7/29/2004	8.72E+03
852	SU3	7/29/2004	1.11E+04
853	SU3	7/29/2004	1.13E+04
854	SU3	7/29/2004	1.42E+04
855	SU3	7/29/2004	1.29E+04
856	SU3	7/29/2004	1.22E+04
857	SU3	7/29/2004	1.22E+04
858	SU3	7/29/2004	1.02E+04
859	SU3	7/29/2004	9.36E+03
860	SU3	7/29/2004	7.88E+03
861	SU3	7/29/2004	7.30E+03
862	SU3	7/29/2004	8.58E+03
863	SU3	7/29/2004	8.29E+03
864	SU3	7/29/2004	7.24E+03
865	SU3	7/29/2004	1.09E+04
866	SU3	7/29/2004	8.48E+03
867	SU3	7/29/2004	7.63E+03
868	SU3	7/29/2004	7.70E+03
869	SU3	7/29/2004	9.44E+03
870	SU3	7/29/2004	9.55E+03
871	SU3	7/29/2004	9.87E+03
872	SU3	7/29/2004	7.89E+03
873	SU3	7/29/2004	8.85E+03
874	SU3	7/29/2004	1.13E+04
875	SU3	7/29/2004	8.05E+03
876	SU3	7/29/2004	7.66E+03
877	SU3	7/29/2004	8.62E+03
878	SU3	7/29/2004	8.85E+03
879	SU3	7/29/2004	1.02E+04
880	SU3	7/29/2004	7.52E+03
881	SU3	7/29/2004	8.10E+03
882	SU3	7/29/2004	8.54E+03
883	SU3	7/29/2004	1.10E+04
884	SU3	7/29/2004	1.23E+04
885	SU3	7/29/2004	1.39E+04
886	SU3	7/29/2004	1.04E+04
887	SU3	7/29/2004	8.41E+03
888	SU3	7/29/2004	9.37E+03
889	SU3	7/29/2004	8.98E+03
890	SU3	7/29/2004	7.88E+03
891	SU3	7/29/2004	7.16E+03
892	SU3	7/29/2004	8.16E+03
893	SU3	7/29/2004	7.54E+03
894	SU3	7/29/2004	8.04E+03
895	SU3	7/29/2004	8.37E+03

RVAAP West Tank Farm Gamma Scan Data Sheet

Survey Point	Survey Unit	Date Surveyed	Gross CPM
896	SU3	7/29/2004	**7.83E+03**
897	SU3	7/29/2004	**8.36E+03**
898	SU3	7/29/2004	**6.94E+03**
899	SU3	7/29/2004	**6.29E+03**
900	SU3	7/29/2004	**6.61E+03**
901	SU3	7/29/2004	**6.87E+03**
902	SU3	7/29/2004	**6.77E+03**
903	SU3	7/29/2004	**7.87E+03**
904	SU3	7/29/2004	**6.75E+03**
905	SU3	7/29/2004	**1.16E+04**
906	SU3	7/29/2004	**1.34E+04**
907	SU3	7/29/2004	**1.42E+04**
908	SU3	7/29/2004	**1.23E+04**
909	SU3	7/29/2004	**9.65E+03**
910	SU3	7/29/2004	**9.07E+03**
911	SU3	7/29/2004	**7.30E+03**
912	SU3	7/29/2004	**7.53E+03**
913	SU3	7/29/2004	**1.05E+04**
914	SU3	7/29/2004	**1.00E+04**
915	SU3	7/29/2004	**1.10E+04**
916	SU3	7/29/2004	**9.47E+03**
917	SU3	7/29/2004	**8.04E+03**
918	SU3	7/29/2004	**9.52E+03**
919	SU3	7/29/2004	**8.61E+03**
920	SU3	7/29/2004	**9.05E+03**
921	SU3	7/29/2004	**7.75E+03**
922	SU3	7/29/2004	**7.53E+03**
923	SU3	7/29/2004	**7.56E+03**
924	SU3	7/29/2004	**7.04E+03**
925	SU3	7/29/2004	**6.84E+03**
926	SU3	7/29/2004	**6.36E+03**
927	SU3	7/29/2004	**6.40E+03**
928	SU3	7/29/2004	**8.85E+03**
929	SU3	7/29/2004	**7.53E+03**
930	SU3	7/29/2004	**7.61E+03**
931	SU3	7/29/2004	**7.61E+03**
932	SU3	7/29/2004	**7.43E+03**
933	SU3	7/29/2004	**7.34E+03**
934	SU3	7/29/2004	**7.98E+03**
935	SU3	7/29/2004	**7.97E+03**
936	SU3	7/29/2004	**9.67E+03**
937	SU3	7/29/2004	**8.49E+03**
938	SU3	7/29/2004	**1.06E+04**
939	SU3	7/29/2004	**1.17E+04**
940	SU3	7/29/2004	**1.44E+04**
941	SU3	7/29/2004	**1.29E+04**
942	SU3	7/29/2004	**1.08E+04**
943	SU3	7/29/2004	**9.98E+03**
944	SU3	7/29/2004	**9.79E+03**
945	SU3	7/29/2004	**7.89E+03**
946	SU3	7/29/2004	**9.81E+03**
947	SU3	7/29/2004	**9.80E+03**
948	SU3	7/29/2004	**9.51E+03**
949	SU3	7/29/2004	**9.35E+03**
950	SU3	7/29/2004	**6.68E+03**
951	SU3	7/29/2004	**9.25E+03**

RVAAP West Tank Farm Gamma Scan Data Sheet

Survey Point	Survey Unit	Date Surveyed	Gross CPM
952	SU3	7/29/2004	**7.75E+03**
953	SU3	7/29/2004	**1.28E+04**
954	SU3	7/29/2004	**9.03E+03**
955	SU3	7/29/2004	**9.00E+03**
956	SU3	7/29/2004	**8.48E+03**
957	SU3	7/29/2004	**8.38E+03**
958	SU3	7/29/2004	**9.72E+03**
959	SU3	7/29/2004	**7.22E+03**
960	SU3	7/29/2004	**6.95E+03**
961	SU3	7/29/2004	**8.39E+03**
962	SU3	7/29/2004	**1.08E+04**
963	SU3	7/29/2004	**9.26E+03**
964	SU3	7/29/2004	**9.34E+03**
965	SU3	7/29/2004	**9.91E+03**
966	SU3	7/29/2004	**7.69E+03**
967	SU3	7/29/2004	**9.16E+03**
968	SU3	7/29/2004	**1.25E+04**
969	SU3	7/29/2004	**8.71E+03**
970	SU3	7/29/2004	**7.97E+03**
971	SU3	7/29/2004	**9.99E+03**
972	SU3	7/29/2004	**7.60E+03**
973	SU3	7/29/2004	**8.58E+03**
974	SU3	7/29/2004	**7.33E+03**
975	SU3	7/29/2004	**7.77E+03**
976	SU3	7/29/2004	**8.53E+03**
977	SU3	7/29/2004	**7.81E+03**
978	SU3	7/29/2004	**7.44E+03**
979	SU3	7/29/2004	**7.59E+03**
980	SU3	7/29/2004	**8.03E+03**
981	SU3	7/29/2004	**7.05E+03**
982	SU3	7/29/2004	**6.84E+03**
983	SU3	7/29/2004	**6.83E+03**
984	SU3	7/29/2004	**6.00E+03**
985	SU3	7/29/2004	**7.32E+03**
986	SU3	7/29/2004	**8.76E+03**
987	SU3	7/29/2004	**7.47E+03**
988	SU3	7/29/2004	**7.69E+03**
989	SU3	7/29/2004	**7.39E+03**
990	SU3	7/29/2004	**1.08E+04**
991	SU3	7/29/2004	**9.51E+03**
992	SU3	7/29/2004	**8.77E+03**
993	SU3	7/29/2004	**1.48E+04**
994	SU3	7/29/2004	**9.11E+03**
995	SU3	7/29/2004	**1.17E+04**
996	SU3	7/29/2004	**1.37E+04**
997	SU3	7/29/2004	**8.88E+03**
998	SU3	7/29/2004	**8.71E+03**
999	SU3	7/29/2004	**8.69E+03**
1000	SU3	7/29/2004	**1.38E+04**
1001	SU3	7/29/2004	**1.06E+04**
1002	SU3	7/29/2004	**1.15E+04**
1003	SU3	7/29/2004	**1.04E+04**
1004	SU3	7/29/2004	**8.36E+03**
1005	SU3	7/29/2004	**7.67E+03**
1006	SU3	7/29/2004	**7.56E+03**
1007	SU3	7/29/2004	**9.35E+03**

RVAAP West Tank Farm Gamma Scan Data Sheet

Survey Point	Survey Unit	Date Surveyed	Gross CPM
1008	SU3	7/29/2004	8.21E+03
1009	SU3	7/29/2004	6.81E+03
1010	SU3	7/29/2004	8.17E+03
1011	SU3	7/29/2004	7.85E+03
1012	SU3	7/29/2004	6.62E+03
1013	SU3	7/29/2004	7.94E+03
1014	SU3	7/29/2004	8.69E+03
1015	SU3	7/29/2004	7.86E+03
1016	SU3	7/29/2004	8.19E+03
1017	SU3	7/29/2004	9.33E+03
1018	SU3	7/29/2004	8.40E+03
1019	SU3	7/29/2004	8.60E+03
1020	SU3	7/29/2004	8.56E+03
1021	SU3	7/29/2004	9.40E+03
1022	SU3	7/29/2004	9.61E+03
1023	SU3	7/29/2004	8.54E+03
1024	SU3	7/29/2004	9.88E+03
1025	SU3	7/29/2004	8.68E+03
1026	SU3	7/29/2004	8.78E+03
1027	SU3	7/29/2004	1.00E+04
1028	SU3	7/29/2004	1.07E+04
1029	SU3	7/29/2004	1.01E+04
1030	SU3	7/29/2004	1.27E+04
1031	SU3	7/29/2004	8.47E+03
1032	SU3	7/29/2004	1.04E+04
1033	SU3	7/29/2004	1.08E+04
1034	SU3	7/29/2004	9.68E+03
1035	SU3	7/29/2004	1.02E+04
1036	SU3	7/29/2004	9.66E+03
1037	SU3	7/29/2004	7.47E+03
1038	SU3	7/29/2004	8.98E+03
1039	SU3	7/29/2004	8.79E+03
1040	SU3	7/29/2004	1.00E+04
1041	SU3	7/29/2004	8.94E+03
1042	SU3	7/29/2004	1.04E+04
1043	SU3	7/29/2004	8.68E+03
1044	SU3	7/29/2004	1.03E+04
1045	SU3	7/29/2004	9.34E+03
1046	SU3	7/29/2004	9.16E+03
1047	SU3	7/29/2004	9.04E+03
1048	SU3	7/29/2004	7.98E+03
1049	SU3	7/29/2004	7.76E+03
1050	SU3	7/29/2004	8.87E+03
1051	SU3	7/29/2004	7.83E+03
1052	SU3	7/29/2004	8.20E+03
1053	SU3	7/29/2004	9.01E+03
1054	SU3	7/29/2004	9.21E+03
1055	SU3	7/29/2004	1.10E+04
1056	SU3	7/29/2004	1.01E+04
1057	SU3	7/29/2004	1.04E+04
1058	SU3	7/29/2004	1.06E+04
1059	SU3	7/29/2004	9.96E+03
1060	SU3	7/29/2004	9.10E+03
1061	SU3	7/29/2004	7.79E+03
1062	SU3	7/29/2004	1.02E+04
1063	SU3	7/29/2004	8.80E+03

RVAAP West Tank Farm Gamma Scan Data Sheet

Survey Point	Survey Unit	Date Surveyed	Gross CPM
1064	SU3	7/29/2004	9.56E+03
1065	SU3	7/29/2004	8.97E+03
1066	SU3	7/29/2004	9.47E+03
1067	SU3	7/29/2004	9.14E+03
1068	SU3	7/29/2004	8.69E+03
1069	SU3	7/29/2004	1.13E+04
1070	SU3	7/29/2004	9.13E+03
1071	SU3	7/29/2004	8.54E+03
1072	SU3	7/29/2004	9.49E+03
1073	SU3	7/29/2004	8.94E+03
1074	SU3	7/29/2004	9.55E+03
1075	SU3	7/29/2004	7.52E+03
1076	SU3	7/29/2004	8.88E+03
1077	SU3	7/29/2004	7.47E+03
1078	SU3	7/29/2004	8.75E+03
1079	SU3	7/29/2004	8.38E+03
1080	SU3	7/29/2004	8.49E+03
1081	SU3	7/29/2004	9.21E+03
1082	SU3	7/29/2004	9.07E+03
1083	SU3	7/29/2004	6.57E+03
1084	SU3	7/29/2004	1.04E+04
1085	SU3	7/29/2004	1.17E+04
1086	SU3	7/29/2004	1.24E+04
1087	SU3	7/29/2004	1.07E+04
1088	SU3	7/29/2004	9.50E+03
1089	SU3	7/29/2004	1.05E+04
1090	SU3	7/29/2004	8.41E+03
1091	SU3	7/29/2004	9.33E+03
1092	SU3	7/29/2004	9.62E+03
1093	SU3	7/29/2004	1.03E+04
1094	SU3	7/29/2004	1.10E+04
1095	SU3	7/29/2004	9.84E+03
1096	SU3	7/29/2004	8.59E+03
1097	SU3	7/29/2004	8.90E+03
1098	SU3	7/29/2004	9.54E+03
1099	SU3	7/29/2004	8.55E+03
1100	SU3	7/29/2004	9.36E+03
1101	SU3	7/29/2004	8.56E+03
1102	SU3	7/29/2004	8.73E+03
1103	SU3	7/29/2004	9.12E+03
1104	SU3	7/29/2004	7.50E+03
1105	SU3	7/29/2004	8.90E+03
1106	SU3	7/29/2004	9.58E+03
1107	SU3	7/29/2004	8.53E+03
1108	SU3	7/29/2004	9.28E+03
1109	SU3	7/29/2004	9.98E+03
1110	SU3	7/29/2004	1.14E+04
1111	SU3	7/29/2004	8.27E+03
1112	SU3	7/29/2004	9.29E+03
1113	SU3	7/29/2004	8.76E+03
1114	SU3	7/29/2004	1.03E+04
1115	SU3	7/29/2004	1.18E+04
1116	SU3	7/29/2004	1.04E+04
1117	SU3	7/29/2004	1.17E+04
1118	SU3	7/29/2004	1.00E+04
1119	SU3	7/29/2004	9.01E+03

RVAAP West Tank Farm Gamma Scan Data Sheet

Survey Point	Survey Unit	Date Surveyed	Gross CPM
1120	SU3	7/29/2004	**9.25E+03**
1121	SU3	7/29/2004	**8.34E+03**
1122	SU3	7/29/2004	**9.97E+03**
1123	SU3	7/29/2004	**9.45E+03**
1124	SU3	7/29/2004	**1.05E+04**
1125	SU3	7/29/2004	**1.08E+04**
1126	SU3	7/29/2004	**1.08E+04**
1127	SU3	7/29/2004	**1.04E+04**
1128	SU3	7/29/2004	**1.05E+04**
1129	SU3	7/29/2004	**1.16E+04**
1130	SU3	7/29/2004	**1.11E+04**
1131	SU3	7/29/2004	**9.41E+03**
1132	SU3	7/29/2004	**8.38E+03**
1133	SU3	7/29/2004	**1.03E+04**
1134	SU3	7/29/2004	**9.81E+03**
1135	SU3	7/29/2004	**9.84E+03**
1136	SU3	7/29/2004	**1.00E+04**
1137	SU3	7/29/2004	**1.13E+04**
1138	SU3	7/29/2004	**1.05E+04**
1139	SU3	7/29/2004	**1.15E+04**
1140	SU3	7/29/2004	**9.48E+03**
1141	SU3	7/29/2004	**9.93E+03**
1142	SU3	7/29/2004	**1.06E+04**
1143	SU3	7/29/2004	**9.54E+03**
1144	SU3	7/29/2004	**1.01E+04**
1145	SU3	7/29/2004	**9.71E+03**
1146	SU3	7/29/2004	**1.10E+04**
1147	SU3	7/29/2004	**1.00E+04**
1148	SU3	7/29/2004	**1.08E+04**
1149	SU3	7/29/2004	**9.57E+03**
1150	SU3	7/29/2004	**9.62E+03**
1151	SU3	7/29/2004	**1.08E+04**
1152	SU3	7/29/2004	**1.04E+04**
1153	SU3	7/29/2004	**1.03E+04**
1154	SU3	7/29/2004	**8.85E+03**
1155	SU3	7/29/2004	**8.75E+03**
1156	SU3	7/29/2004	**9.76E+03**
1157	SU3	7/29/2004	**8.73E+03**
1158	SU3	7/29/2004	**9.62E+03**
1159	SU3	7/29/2004	**7.81E+03**
1160	SU3	7/29/2004	**9.78E+03**
1161	SU3	7/29/2004	**1.06E+04**
1162	SU3	7/29/2004	**9.87E+03**
1163	SU3	7/29/2004	**1.04E+04**
1164	SU3	7/29/2004	**9.14E+03**
1165	SU3	7/29/2004	**8.32E+03**
1166	SU3	7/29/2004	**8.60E+03**
1167	SU3	7/29/2004	**1.14E+04**
1168	SU3	7/29/2004	**1.19E+04**
1169	SU3	7/29/2004	**1.12E+04**
1170	SU3	7/29/2004	**1.01E+04**
1171	SU3	7/29/2004	**9.31E+03**
1172	SU3	7/29/2004	**9.80E+03**
1173	SU3	7/29/2004	**1.00E+04**
1174	SU3	7/29/2004	**9.84E+03**
1175	SU3	7/29/2004	**9.80E+03**

RVAAP West Tank Farm Gamma Scan Data Sheet

Survey Point	Survey Unit	Date Surveyed	Gross CPM
1176	SU3	7/29/2004	**9.30E+03**
1177	SU3	7/29/2004	**8.55E+03**
1178	SU3	7/29/2004	**8.35E+03**
1179	SU3	7/29/2004	**9.14E+03**
1180	SU3	7/29/2004	**8.75E+03**
1181	SU3	7/29/2004	**9.94E+03**
1182	SU3	7/29/2004	**8.87E+03**
1183	SU3	7/29/2004	**6.98E+03**
1184	SU3	7/29/2004	**9.48E+03**
1185	SU3	7/29/2004	**8.26E+03**
1186	SU3	7/29/2004	**1.06E+04**
1187	SU3	7/29/2004	**9.82E+03**
1188	SU3	7/29/2004	**9.63E+03**
1189	SU3	7/29/2004	**9.53E+03**
1190	SU3	7/29/2004	**1.01E+04**
1191	SU3	7/29/2004	**8.34E+03**
1192	SU3	7/29/2004	**9.50E+03**
1193	SU3	7/29/2004	**1.04E+04**
1194	SU3	7/29/2004	**1.02E+04**
1195	SU3	7/29/2004	**1.19E+04**
1196	SU3	7/29/2004	**1.02E+04**
1197	SU3	7/29/2004	**9.52E+03**
1198	SU3	7/29/2004	**1.04E+04**
1199	SU3	7/29/2004	**8.92E+03**
1200	SU3	7/29/2004	**1.20E+04**
1201	SU3	7/29/2004	**1.17E+04**
1202	SU3	7/29/2004	**1.07E+04**
1203	SU3	7/29/2004	**1.13E+04**
1204	SU3	7/29/2004	**9.00E+03**
1205	SU3	7/29/2004	**9.34E+03**
1206	SU3	7/29/2004	**9.78E+03**
1207	SU3	7/29/2004	**7.83E+03**
1208	SU3	7/29/2004	**9.92E+03**
1209	SU3	7/29/2004	**9.96E+03**
1210	SU3	7/29/2004	**1.04E+04**
1211	SU3	7/29/2004	**9.15E+03**
1212	SU3	7/29/2004	**1.06E+04**
1213	SU3	7/29/2004	**9.38E+03**
1214	SU3	7/29/2004	**1.02E+04**
1215	SU3	7/29/2004	**1.04E+04**
1216	SU3	7/29/2004	**7.50E+03**
1217	SU3	7/29/2004	**8.78E+03**
1218	SU3	7/29/2004	**8.67E+03**
1219	SU3	7/29/2004	**8.79E+03**
1220	SU3	7/29/2004	**9.39E+03**
1221	SU3	7/29/2004	**1.05E+04**
1222	SU3	7/29/2004	**9.02E+03**
1223	SU3	7/29/2004	**9.03E+03**
1224	SU3	7/29/2004	**8.27E+03**
1225	SU3	7/29/2004	**1.19E+04**
1226	SU3	7/29/2004	**1.07E+04**
1227	SU3	7/29/2004	**1.03E+04**
1228	SU3	7/29/2004	**1.12E+04**
1229	SU3	7/29/2004	**1.14E+04**
1230	SU3	7/29/2004	**1.00E+04**
1231	SU3	7/29/2004	**9.45E+03**

RVAAP West Tank Farm Gamma Scan Data Sheet

Survey Point	Survey Unit	Date Surveyed	Gross CPM
1232	SU3	7/29/2004	**9.25E+03**
1233	SU3	7/29/2004	**8.63E+03**
1234	SU3	7/29/2004	**9.44E+03**
1235	SU3	7/29/2004	**1.11E+04**
1236	SU3	7/29/2004	**1.06E+04**
1237	SU3	7/29/2004	**9.44E+03**
1238	SU3	7/29/2004	**1.19E+04**
1239	SU3	7/29/2004	**9.10E+03**
1240	SU3	7/29/2004	**1.00E+04**
1241	SU3	7/29/2004	**1.00E+04**
1242	SU3	7/29/2004	**8.17E+03**
1243	SU3	7/29/2004	**8.35E+03**
1244	SU3	7/29/2004	**7.99E+03**
1245	SU3	7/29/2004	**9.47E+03**
1246	SU3	7/29/2004	**8.86E+03**
1247	SU3	7/29/2004	**9.68E+03**
1248	SU3	7/29/2004	**7.63E+03**
1249	SU3	7/29/2004	**9.14E+03**
1250	SU3	7/29/2004	**1.02E+04**
1251	SU3	7/29/2004	**8.89E+03**
1252	SU3	7/29/2004	**8.96E+03**
1253	SU3	7/29/2004	**7.88E+03**
1254	SU3	7/29/2004	**1.03E+04**
1255	SU3	7/29/2004	**1.19E+04**
1256	SU3	7/29/2004	**1.12E+04**
1257	SU3	7/29/2004	**1.05E+04**
1258	SU3	7/29/2004	**1.24E+04**
1259	SU3	7/29/2004	**9.88E+03**
1260	SU3	7/29/2004	**1.07E+04**
1261	SU3	7/29/2004	**1.05E+04**
1262	SU3	7/29/2004	**1.48E+04**
1263	SU3	7/29/2004	**1.12E+04**
1264	SU3	7/29/2004	**1.26E+04**
1265	SU3	7/29/2004	**1.09E+04**
1266	SU3	7/29/2004	**1.12E+04**
1267	SU3	7/29/2004	**1.15E+04**
1268	SU3	7/29/2004	**9.81E+03**
1269	SU3	7/29/2004	**1.08E+04**
1270	SU3	7/29/2004	**1.02E+04**
1271	SU3	7/29/2004	**1.13E+04**
1272	SU3	7/29/2004	**1.17E+04**
1273	SU3	7/29/2004	**1.11E+04**
1274	SU3	7/29/2004	**1.06E+04**
1275	SU3	7/29/2004	**1.21E+04**
1276	SU3	7/29/2004	**1.15E+04**
1277	SU3	7/29/2004	**9.35E+03**
1278	SU3	7/29/2004	**8.84E+03**
1279	SU3	7/29/2004	**8.71E+03**
1280	SU3	7/29/2004	**8.19E+03**
1281	SU3	7/29/2004	**8.81E+03**
1282	SU3	7/29/2004	**7.43E+03**
1283	SU3	7/29/2004	**7.70E+03**
1284	SU3	7/29/2004	**8.86E+03**
1285	SU3	7/29/2004	**8.25E+03**
1286	SU3	7/29/2004	**8.34E+03**
1287	SU3	7/29/2004	**7.63E+03**

RVAAP West Tank Farm Gamma Scan Data Sheet

Survey Point	Survey Unit	Date Surveyed	Gross CPM
1288	SU3	7/29/2004	**8.41E+03**
1289	SU3	7/29/2004	**8.70E+03**
1290	SU3	7/29/2004	**9.18E+03**
1291	SU3	7/29/2004	**8.55E+03**
1292	SU3	7/29/2004	**9.23E+03**
1293	SU3	7/29/2004	**9.27E+03**
1294	SU3	7/29/2004	**9.08E+03**
1295	SU3	7/29/2004	**9.52E+03**
1296	SU3	7/29/2004	**9.36E+03**
1297	SU3	7/29/2004	**9.51E+03**
1298	SU3	7/29/2004	**1.02E+04**
1299	SU3	7/29/2004	**8.54E+03**
1300	SU3	7/29/2004	**8.75E+03**
1301	SU3	7/29/2004	**8.01E+03**
1302	SU3	7/29/2004	**8.83E+03**
1303	SU3	7/29/2004	**8.93E+03**
1304	SU3	7/29/2004	**1.00E+04**
1305	SU3	7/29/2004	**8.63E+03**
1306	SU3	7/29/2004	**9.04E+03**
1307	SU3	7/29/2004	**7.40E+03**
1308	SU3	7/29/2004	**8.01E+03**
1309	SU3	7/29/2004	**8.06E+03**
1310	SU3	7/29/2004	**7.82E+03**
1311	SU3	7/29/2004	**6.48E+03**
1312	SU3	7/29/2004	**6.51E+03**
1313	SU3	7/29/2004	**6.48E+03**
1314	SU3	7/29/2004	**7.41E+03**
1315	SU3	7/29/2004	**9.06E+03**
1316	SU3	7/29/2004	**9.81E+03**
1317	SU3	7/29/2004	**1.01E+04**
1318	SU3	7/29/2004	**9.23E+03**
1319	SU3	7/29/2004	**9.33E+03**
1320	SU3	7/29/2004	**7.29E+03**
1321	SU3	7/29/2004	**8.24E+03**
1322	SU3	7/29/2004	**7.53E+03**
1323	SU3	7/29/2004	**8.21E+03**
1324	SU3	7/29/2004	**1.21E+04**
1325	SU3	7/29/2004	**1.00E+04**
1326	SU3	7/29/2004	**8.57E+03**
1327	SU3	7/29/2004	**9.50E+03**
1328	SU3	7/29/2004	**8.06E+03**
1329	SU3	7/29/2004	**1.07E+04**
1330	SU3	7/29/2004	**1.03E+04**
1331	SU3	7/29/2004	**1.13E+04**
1332	SU3	7/29/2004	**9.94E+03**
1333	SU3	7/29/2004	**1.04E+04**
1334	SU3	7/29/2004	**9.31E+03**
1335	SU3	7/29/2004	**8.28E+03**
1336	SU3	7/29/2004	**8.39E+03**
1337	SU3	7/29/2004	**9.02E+03**
1338	SU3	7/29/2004	**9.29E+03**
1339	SU3	7/29/2004	**1.03E+04**
1340	SU3	7/29/2004	**1.05E+04**
1341	SU3	7/29/2004	**9.19E+03**
1342	SU3	7/29/2004	**9.82E+03**
1343	SU3	7/29/2004	**9.04E+03**

RVAAP West Tank Farm Gamma Scan Data Sheet

Survey Point	Survey Unit	Date Surveyed	Gross CPM
1344	SU3	7/29/2004	**1.02E+04**
1345	SU3	7/29/2004	**8.03E+03**
1346	SU3	7/29/2004	**1.05E+04**
1347	SU3	7/29/2004	**9.16E+03**
1348	SU3	7/29/2004	**7.18E+03**
1349	SU3	7/29/2004	**8.72E+03**
1350	SU3	7/29/2004	**7.79E+03**
1351	SU3	7/29/2004	**8.56E+03**
1352	SU3	7/29/2004	**8.72E+03**
1353	SU3	7/29/2004	**7.62E+03**
1354	SU3	7/29/2004	**7.75E+03**
1355	SU3	7/29/2004	**8.12E+03**
1356	SU3	7/29/2004	**7.36E+03**
1357	SU3	7/29/2004	**8.01E+03**
1358	SU3	7/29/2004	**1.03E+04**
1359	SU3	7/29/2004	**9.84E+03**
1360	SU3	7/29/2004	**1.09E+04**
1361	SU3	7/29/2004	**1.08E+04**
1362	SU3	7/29/2004	**1.12E+04**
1363	SU3	7/29/2004	**9.03E+03**
1364	SU3	7/29/2004	**1.03E+04**
1365	SU3	7/29/2004	**9.56E+03**
1366	SU3	7/29/2004	**7.07E+03**
1367	SU3	7/29/2004	**8.96E+03**
1368	SU3	7/29/2004	**8.11E+03**
1369	SU3	7/29/2004	**7.50E+03**
1370	SU3	7/29/2004	**7.80E+03**
1371	SU3	7/29/2004	**8.12E+03**
1372	SU3	7/29/2004	**7.71E+03**
1373	SU3	7/29/2004	**7.18E+03**
1374	SU3	7/29/2004	**8.59E+03**
1375	SU3	7/29/2004	**1.04E+04**
1376	SU3	7/29/2004	**1.01E+04**
1377	SU3	7/29/2004	**8.88E+03**
1378	SU3	7/29/2004	**8.80E+03**
1379	SU3	7/29/2004	**8.87E+03**
1380	SU3	7/29/2004	**9.36E+03**
1381	SU3	7/29/2004	**1.21E+04**
1382	SU3	7/29/2004	**9.37E+03**
1383	SU3	7/29/2004	**8.92E+03**
1384	SU3	7/29/2004	**8.96E+03**
1385	SU3	7/29/2004	**9.89E+03**
1386	SU3	7/29/2004	**9.98E+03**
1387	SU3	7/29/2004	**9.92E+03**
1388	SU3	7/29/2004	**9.94E+03**
1389	SU3	7/29/2004	**9.15E+03**
1390	SU3	7/29/2004	**1.02E+04**
1391	SU3	7/29/2004	**9.46E+03**
1392	SU3	7/29/2004	**8.84E+03**
1393	SU3	7/29/2004	**8.15E+03**
1394	SU3	7/29/2004	**9.47E+03**
1395	SU3	7/29/2004	**8.06E+03**
1396	SU3	7/29/2004	**9.21E+03**
1397	SU3	7/29/2004	**7.48E+03**
1398	SU3	7/29/2004	**7.73E+03**
1399	SU3	7/29/2004	**7.82E+03**

RVAAP West Tank Farm Gamma Scan Data Sheet

Survey Point	Survey Unit	Date Surveyed	Gross CPM
1400	SU3	7/29/2004	**7.81E+03**
1401	SU3	7/29/2004	**8.07E+03**
1402	SU3	7/29/2004	**1.03E+04**
1403	SU3	7/29/2004	**9.46E+03**
1404	SU3	7/29/2004	**9.65E+03**
1405	SU3	7/29/2004	**8.87E+03**
1406	SU3	7/29/2004	**8.92E+03**
1407	SU3	7/29/2004	**9.12E+03**
1408	SU3	7/29/2004	**7.08E+03**
1409	SU3	7/29/2004	**6.99E+03**
1410	SU3	7/29/2004	**7.28E+03**
1411	SU3	7/29/2004	**5.97E+03**
1412	SU3	7/29/2004	**7.04E+03**
1413	SU3	7/29/2004	**7.72E+03**
1414	SU3	7/29/2004	**8.16E+03**
1415	SU3	7/29/2004	**7.52E+03**
1416	SU3	7/29/2004	**8.13E+03**
1417	SU3	7/29/2004	**7.38E+03**
1418	SU3	7/29/2004	**6.78E+03**
1419	SU3	7/29/2004	**9.26E+03**
1420	SU3	7/29/2004	**1.03E+04**
1421	SU3	7/29/2004	**9.80E+03**
1422	SU3	7/29/2004	**9.86E+03**
1423	SU3	7/29/2004	**1.08E+04**
1424	SU3	7/29/2004	**9.84E+03**
1425	SU3	7/29/2004	**6.70E+03**
1426	SU3	7/29/2004	**5.93E+03**
1427	SU3	7/29/2004	**7.69E+03**
1428	SU3	7/29/2004	**7.97E+03**
1429	SU3	7/29/2004	**7.71E+03**
1430	SU3	7/29/2004	**5.90E+03**
1431	SU3	7/29/2004	**6.37E+03**
1432	SU3	7/29/2004	**8.36E+03**
1433	SU3	7/29/2004	**1.13E+04**
1434	SU3	7/29/2004	**9.68E+03**
1435	SU3	7/29/2004	**9.28E+03**
1436	SU3	7/29/2004	**9.70E+03**
1437	SU3	7/29/2004	**9.47E+03**
1438	SU3	7/29/2004	**6.97E+03**
1439	SU3	7/29/2004	**6.25E+03**
1440	SU3	7/29/2004	**7.69E+03**
1441	SU3	7/29/2004	**7.17E+03**
1442	SU3	7/29/2004	**9.32E+03**
1443	SU3	7/29/2004	**1.01E+04**
1444	SU3	7/29/2004	**9.20E+03**
1445	SU3	7/29/2004	**9.50E+03**
1446	SU3	7/29/2004	**1.18E+04**
1447	SU3	7/29/2004	**6.74E+03**
1448	SU3	7/29/2004	**7.68E+03**
1449	SU3	7/29/2004	**7.70E+03**
1450	SU3	7/29/2004	**6.49E+03**
1451	SU3	7/29/2004	**9.37E+03**
1452	SU3	7/29/2004	**9.36E+03**
1453	SU3	7/29/2004	**7.74E+03**
1454	SU3	7/29/2004	**7.51E+03**
1455	SU3	7/29/2004	**6.34E+03**

RVAAP West Tank Farm Gamma Scan Data Sheet

Survey Point	Survey Unit	Date Surveyed	Gross CPM
1456	SU3	7/29/2004	**7.62E+03**
1457	SU3	7/29/2004	**1.04E+04**
1458	SU3	7/29/2004	**9.19E+03**
1459	SU3	7/29/2004	**9.07E+03**
1460	SU3	7/29/2004	**9.41E+03**
1461	SU3	7/29/2004	**1.08E+04**
1462	SU3	7/29/2004	**1.14E+04**
1463	SU3	7/29/2004	**1.01E+04**
1464	SU3	7/29/2004	**9.65E+03**
1465	SU3	7/29/2004	**9.71E+03**
1466	SU3	7/29/2004	**8.58E+03**
1467	SU3	7/29/2004	**9.05E+03**
1468	SU3	7/29/2004	**9.89E+03**
1469	SU3	7/29/2004	**8.82E+03**
1470	SU3	7/29/2004	**7.97E+03**
1471	SU3	7/29/2004	**9.30E+03**
1472	SU3	7/29/2004	**8.67E+03**
1473	SU3	7/29/2004	**9.32E+03**
1474	SU3	7/29/2004	**9.06E+03**
1475	SU3	7/29/2004	**8.63E+03**
1476	SU3	7/29/2004	**7.47E+03**
1477	SU3	7/29/2004	**7.65E+03**
1478	SU3	7/29/2004	**8.04E+03**
1479	SU3	7/29/2004	**7.95E+03**
1480	SU3	7/29/2004	**7.46E+03**
1481	SU3	7/29/2004	**7.33E+03**
1482	SU3	7/29/2004	**8.77E+03**
1483	SU3	7/29/2004	**8.02E+03**
1484	SU3	7/29/2004	**7.91E+03**
1485	SU3	7/29/2004	**8.25E+03**
1486	SU3	7/29/2004	**6.79E+03**
1487	SU3	7/29/2004	**8.01E+03**
1488	SU3	7/29/2004	**1.21E+04**
1489	SU3	7/29/2004	**9.95E+03**
1490	SU3	7/29/2004	**1.06E+04**
1491	SU3	7/29/2004	**1.14E+04**
1492	SU3	7/29/2004	**9.71E+03**
1493	SU3	7/29/2004	**1.26E+04**
1494	SU3	7/29/2004	**1.01E+04**
1495	SU3	7/29/2004	**8.85E+03**
1496	SU3	7/29/2004	**9.08E+03**
1497	SU3	7/29/2004	**7.57E+03**
1498	SU3	7/29/2004	**7.13E+03**
1499	SU3	7/29/2004	**8.22E+03**
1500	SU3	7/29/2004	**8.39E+03**
1501	SU3	7/29/2004	**7.97E+03**
1502	SU3	7/29/2004	**8.34E+03**
1503	SU3	7/29/2004	**7.52E+03**
1504	SU3	7/29/2004	**7.57E+03**
1505	SU3	7/29/2004	**8.31E+03**
1506	SU3	7/29/2004	**7.52E+03**
1507	SU3	7/29/2004	**7.72E+03**
1508	SU3	7/29/2004	**8.16E+03**
1509	SU3	7/29/2004	**8.85E+03**
1510	SU3	7/29/2004	**8.31E+03**
1511	SU3	7/29/2004	**8.73E+03**

RVAAP West Tank Farm Gamma Scan Data Sheet

Survey Point	Survey Unit	Date Surveyed	Gross CPM
1512	SU3	7/29/2004	**9.28E+03**
1513	SU3	7/29/2004	**9.58E+03**
1514	SU3	7/29/2004	**9.36E+03**
1515	SU3	7/29/2004	**9.62E+03**
1516	SU3	7/29/2004	**1.03E+04**
1517	SU3	7/29/2004	**9.73E+03**
1518	SU3	7/29/2004	**9.78E+03**
1519	SU3	7/29/2004	**1.01E+04**
1520	SU3	7/29/2004	**8.59E+03**
1521	SU3	7/29/2004	**9.38E+03**
1522	SU3	7/29/2004	**9.59E+03**
1523	SU3	7/29/2004	**9.48E+03**
1524	SU3	7/29/2004	**1.20E+04**
1525	SU3	7/29/2004	**9.12E+03**
1526	SU3	7/29/2004	**9.82E+03**
1527	SU3	7/29/2004	**9.66E+03**
1528	SU3	7/29/2004	**7.41E+03**
1529	SU3	7/29/2004	**9.83E+03**
1530	SU3	7/29/2004	**9.86E+03**
1531	SU3	7/29/2004	**8.16E+03**
1532	SU3	7/29/2004	**8.47E+03**
1533	SU3	7/29/2004	**8.63E+03**
1534	SU3	7/29/2004	**8.72E+03**
1535	SU3	7/29/2004	**9.30E+03**
1536	SU3	7/29/2004	**8.96E+03**
1537	SU3	7/29/2004	**1.24E+04**
1538	SU3	7/29/2004	**1.06E+04**
1539	SU3	7/29/2004	**1.03E+04**
1540	SU3	7/29/2004	**1.07E+04**
1541	SU3	7/29/2004	**9.14E+03**
1542	SU3	7/29/2004	**8.62E+03**
1543	SU3	7/29/2004	**9.11E+03**
1544	SU3	7/29/2004	**8.98E+03**
1545	SU3	7/29/2004	**8.88E+03**
1546	SU3	7/29/2004	**9.20E+03**
1547	SU3	7/29/2004	**9.05E+03**
1548	SU3	7/29/2004	**8.07E+03**
1549	SU3	7/29/2004	**9.63E+03**
1550	SU3	7/29/2004	**9.30E+03**
1551	SU3	7/29/2004	**9.12E+03**
1552	SU3	7/29/2004	**9.64E+03**
1553	SU3	7/29/2004	**9.82E+03**
1554	SU3	7/29/2004	**1.07E+04**
1555	SU3	7/29/2004	**1.00E+04**
1556	SU3	7/29/2004	**8.44E+03**
1557	SU3	7/29/2004	**8.17E+03**
1558	SU3	7/29/2004	**7.05E+03**
1559	SU3	7/29/2004	**7.71E+03**
1560	SU3	7/29/2004	**7.37E+03**
1561	SU3	7/29/2004	**8.34E+03**
1562	SU3	7/29/2004	**7.76E+03**
1563	SU3	7/29/2004	**7.31E+03**
1564	SU3	7/29/2004	**7.75E+03**
1565	SU3	7/29/2004	**7.34E+03**
1566	SU3	7/29/2004	**8.70E+03**
1567	SU3	7/29/2004	**8.04E+03**

RVAAP West Tank Farm Gamma Scan Data Sheet

Survey Point	Survey Unit	Date Surveyed	Gross CPM
1568	SU3	7/29/2004	**7.67E+03**
1569	SU3	7/29/2004	**7.95E+03**
1570	SU3	7/29/2004	**8.47E+03**
1571	SU3	7/29/2004	**8.09E+03**
1572	SU3	7/29/2004	**8.39E+03**
1573	SU3	7/29/2004	**7.29E+03**
1574	SU3	7/29/2004	**9.34E+03**
1575	SU3	7/29/2004	**1.05E+04**
1576	SU3	7/29/2004	**1.09E+04**
1577	SU3	7/29/2004	**1.07E+04**
1578	SU3	7/29/2004	**1.10E+04**
1579	SU3	7/29/2004	**9.46E+03**
1580	SU3	7/29/2004	**9.84E+03**
1581	SU3	7/29/2004	**1.29E+04**
1582	SU3	7/29/2004	**1.51E+04**
1583	SU3	7/29/2004	**1.49E+04**
1584	SU3	7/29/2004	**1.56E+04**
1585	SU3	7/29/2004	**9.64E+03**
1586	SU3	7/29/2004	**7.28E+03**
1587	SU3	7/29/2004	**7.03E+03**
1588	SU3	7/29/2004	**7.50E+03**
1589	SU3	7/29/2004	**8.03E+03**
1590	SU3	7/29/2004	**7.40E+03**
1591	SU3	7/29/2004	**7.87E+03**
1592	SU3	7/29/2004	**7.40E+03**
1593	SU3	7/29/2004	**7.72E+03**
1594	SU3	7/29/2004	**6.31E+03**
1595	SU3	7/29/2004	**7.56E+03**
1596	SU3	7/29/2004	**8.08E+03**
1597	SU3	7/29/2004	**7.35E+03**
1598	SU3	7/29/2004	**7.06E+03**
1599	SU3	7/29/2004	**7.45E+03**
1600	SU3	7/29/2004	**8.41E+03**
1601	SU3	7/29/2004	**9.93E+03**
1602	SU3	7/29/2004	**1.03E+04**
1603	SU3	7/29/2004	**9.88E+03**
1604	SU3	7/29/2004	**9.96E+03**
1605	SU3	7/29/2004	**1.04E+04**
1606	SU3	7/29/2004	**9.60E+03**
1607	SU3	7/29/2004	**9.60E+03**
1608	SU3	7/29/2004	**9.01E+03**
1609	SU3	7/29/2004	**9.46E+03**
1610	SU3	7/29/2004	**9.89E+03**
1611	SU3	7/29/2004	**8.33E+03**
1612	SU3	7/29/2004	**8.11E+03**
1613	SU3	7/29/2004	**9.73E+03**
1614	SU3	7/29/2004	**9.12E+03**
1615	SU3	7/29/2004	**8.63E+03**
1616	SU3	7/29/2004	**1.06E+04**
1617	SU3	7/29/2004	**9.99E+03**
1618	SU3	7/29/2004	**1.13E+04**
1619	SU3	7/29/2004	**1.06E+04**
1620	SU3	7/29/2004	**8.93E+03**
1621	SU3	7/29/2004	**9.82E+03**
1622	SU3	7/29/2004	**9.35E+03**
1623	SU3	7/29/2004	**9.17E+03**

RVAAP West Tank Farm Gamma Scan Data Sheet

Survey Point	Survey Unit	Date Surveyed	Gross CPM
1624	SU3	7/29/2004	**8.11E+03**
1625	SU3	7/29/2004	**9.35E+03**
1626	SU3	7/29/2004	**1.04E+04**
1627	SU3	7/29/2004	**8.27E+03**
1628	SU3	7/29/2004	**1.02E+04**
1629	SU3	7/29/2004	**8.94E+03**
1630	SU3	7/29/2004	**8.72E+03**
1631	SU3	7/29/2004	**9.19E+03**
1632	SU3	7/29/2004	**9.63E+03**
1633	SU3	7/29/2004	**1.05E+04**
1634	SU3	7/29/2004	**9.23E+03**
1635	SU3	7/29/2004	**9.15E+03**
1636	SU3	7/29/2004	**8.40E+03**
1637	SU3	7/29/2004	**9.53E+03**
1638	SU3	7/29/2004	**8.36E+03**
1639	SU3	7/29/2004	**9.28E+03**
1640	SU3	7/29/2004	**9.34E+03**
1641	SU3	7/29/2004	**8.45E+03**
1642	SU3	7/29/2004	**7.61E+03**
1643	SU3	7/29/2004	**7.77E+03**
1644	SU3	7/29/2004	**7.96E+03**
1645	SU3	7/29/2004	**7.86E+03**
1646	SU3	7/29/2004	**7.46E+03**
1647	SU3	7/29/2004	**7.80E+03**
1648	SU3	7/29/2004	**8.49E+03**
1649	SU3	7/29/2004	**7.15E+03**
1650	SU3	7/29/2004	**7.20E+03**
1651	SU3	7/29/2004	**8.54E+03**
1652	SU3	7/29/2004	**7.99E+03**
1653	SU3	7/29/2004	**8.38E+03**
1654	SU3	7/29/2004	**7.60E+03**
1655	SU3	7/29/2004	**1.03E+04**
1656	SU3	7/29/2004	**1.04E+04**
1657	SU3	7/29/2004	**1.20E+04**
1658	SU3	7/29/2004	**1.12E+04**
1659	SU3	7/29/2004	**1.04E+04**
1660	SU3	7/29/2004	**1.08E+04**
1661	SU3	7/29/2004	**1.11E+04**
1662	SU3	7/29/2004	**1.08E+04**
1663	SU3	7/29/2004	**1.01E+04**
1664	SU3	7/29/2004	**9.27E+03**
1665	SU3	7/29/2004	**9.58E+03**
1666	SU3	7/29/2004	**8.06E+03**
1667	SU3	7/29/2004	**9.05E+03**
1668	SU3	7/29/2004	**7.22E+03**
1669	SU3	7/29/2004	**7.78E+03**
1670	SU3	7/29/2004	**8.72E+03**
1671	SU3	7/29/2004	**7.87E+03**
1672	SU3	7/29/2004	**7.94E+03**
1673	SU3	7/29/2004	**7.62E+03**
1674	SU3	7/29/2004	**7.59E+03**
1675	SU3	7/29/2004	**8.18E+03**
1676	SU3	7/29/2004	**8.85E+03**
1677	SU3	7/29/2004	**8.83E+03**
1678	SU3	7/29/2004	**7.42E+03**
1679	SU3	7/29/2004	**8.39E+03**

RVAAP West Tank Farm Gamma Scan Data Sheet

Survey Point	Survey Unit	Date Surveyed	Gross CPM
1680	SU3	7/29/2004	**7.96E+03**
1681	SU3	7/29/2004	**9.57E+03**
1682	SU3	7/29/2004	**9.06E+03**
1683	SU3	7/29/2004	**1.01E+04**
1684	SU3	7/29/2004	**8.52E+03**
1685	SU3	7/29/2004	**9.21E+03**
1686	SU3	7/29/2004	**9.55E+03**
1687	SU3	7/29/2004	**8.48E+03**
1688	SU3	7/29/2004	**8.60E+03**
1689	SU3	7/29/2004	**7.94E+03**
1690	SU3	7/29/2004	**9.31E+03**
1691	SU3	7/29/2004	**7.86E+03**
1692	SU3	7/29/2004	**8.88E+03**
1693	SU3	7/29/2004	**1.12E+04**
1694	SU3	7/29/2004	**1.07E+04**
1695	SU3	7/29/2004	**8.63E+03**
1696	SU3	7/29/2004	**1.03E+04**
1697	SU3	7/29/2004	**9.14E+03**
1698	SU3	7/29/2004	**8.58E+03**
1699	SU3	7/29/2004	**9.11E+03**
1700	SU3	7/29/2004	**1.09E+04**
1701	SU3	7/29/2004	**9.61E+03**
1702	SU3	7/29/2004	**1.37E+04**
1703	SU3	7/29/2004	**1.04E+04**
1704	SU3	7/29/2004	**9.52E+03**
1705	SU3	7/29/2004	**9.08E+03**
1706	SU3	7/29/2004	**1.04E+04**
1707	SU3	7/29/2004	**1.12E+04**
1708	SU3	7/29/2004	**1.09E+04**
1709	SU3	7/29/2004	**9.42E+03**
1710	SU3	7/29/2004	**8.78E+03**
1711	SU3	7/29/2004	**7.85E+03**
1712	SU3	7/29/2004	**8.88E+03**
1713	SU3	7/29/2004	**9.19E+03**
1714	SU3	7/29/2004	**7.37E+03**
1715	SU3	7/29/2004	**8.00E+03**
1716	SU3	7/29/2004	**7.73E+03**
1717	SU3	7/29/2004	**7.86E+03**
1718	SU3	7/29/2004	**7.95E+03**
1719	SU3	7/29/2004	**8.41E+03**
1720	SU3	7/29/2004	**7.54E+03**
1721	SU3	7/29/2004	**8.73E+03**
1722	SU3	7/29/2004	**7.43E+03**
1723	SU3	7/29/2004	**9.17E+03**
1724	SU3	7/29/2004	**1.28E+04**
1725	SU3	7/29/2004	**1.04E+04**
1726	SU3	7/29/2004	**1.22E+04**
1727	SU3	7/29/2004	**1.19E+04**
1728	SU3	7/29/2004	**1.08E+04**
1729	SU3	7/29/2004	**1.17E+04**
1730	SU3	7/29/2004	**1.44E+04**
1731	SU3	7/29/2004	**8.39E+03**
1732	SU3	7/29/2004	**9.68E+03**
1733	SU3	7/29/2004	**8.36E+03**
1734	SU3	7/29/2004	**7.21E+03**
1735	SU3	7/29/2004	**7.26E+03**

RVAAP West Tank Farm Gamma Scan Data Sheet

Survey Point	Survey Unit	Date Surveyed	Gross CPM
1736	SU3	7/29/2004	**7.14E+03**
1737	SU3	7/29/2004	**8.46E+03**
1738	SU3	7/29/2004	**8.00E+03**
1739	SU3	7/29/2004	**6.85E+03**
1740	SU3	7/29/2004	**7.19E+03**
1741	SU3	7/29/2004	**7.05E+03**
1742	SU3	7/29/2004	**7.92E+03**
1743	SU3	7/29/2004	**1.10E+04**
1744	SU3	7/29/2004	**8.10E+03**
1745	SU3	7/29/2004	**9.21E+03**
1746	SU3	7/29/2004	**7.96E+03**
1747	SU3	7/29/2004	**9.23E+03**
1748	SU3	7/29/2004	**7.72E+03**
1749	SU3	7/29/2004	**1.06E+04**
1750	SU3	7/29/2004	**1.05E+04**
1751	SU3	7/29/2004	**1.12E+04**
1752	SU3	7/29/2004	**1.07E+04**
1753	SU3	7/29/2004	**8.86E+03**
1754	SU3	7/29/2004	**8.63E+03**
1755	SU3	7/29/2004	**8.65E+03**
1756	SU3	7/29/2004	**8.88E+03**
1757	SU3	7/29/2004	**9.45E+03**
1758	SU3	7/29/2004	**8.11E+03**
1759	SU3	7/29/2004	**1.02E+04**
1760	SU3	7/29/2004	**9.04E+03**
1761	SU3	7/29/2004	**8.27E+03**
1762	SU3	7/29/2004	**8.45E+03**
1763	SU3	7/29/2004	**8.86E+03**
1764	SU3	7/29/2004	**1.02E+04**
1765	SU3	7/29/2004	**8.80E+03**
1766	SU3	7/29/2004	**9.00E+03**
1767	SU3	7/29/2004	**8.47E+03**
1768	SU3	7/29/2004	**8.53E+03**
1769	SU3	7/29/2004	**9.61E+03**
1770	SU3	7/29/2004	**1.08E+04**
1771	SU3	7/29/2004	**9.59E+03**
1772	SU3	7/29/2004	**6.89E+03**
1773	SU3	7/29/2004	**8.46E+03**
1774	SU3	7/29/2004	**9.61E+03**
1775	SU3	7/29/2004	**1.07E+04**
1776	SU3	7/29/2004	**8.91E+03**
1777	SU3	7/29/2004	**1.00E+04**
1778	SU3	7/29/2004	**1.07E+04**
1779	SU3	7/29/2004	**1.08E+04**
1780	SU3	7/29/2004	**1.05E+04**
1781	SU3	7/29/2004	**1.17E+04**
1782	SU3	7/29/2004	**1.06E+04**
1783	SU3	7/29/2004	**9.00E+03**
1784	SU3	7/29/2004	**9.00E+03**
1785	SU3	7/29/2004	**9.19E+03**
1786	SU3	7/29/2004	**8.85E+03**
1787	SU3	7/29/2004	**1.51E+04**
1788	SU3	7/29/2004	**8.55E+03**
1789	SU3	7/29/2004	**8.34E+03**
1790	SU3	7/29/2004	**9.47E+03**
1791	SU3	7/29/2004	**9.00E+03**

RVAAP West Tank Farm Gamma Scan Data Sheet

Survey Point	Survey Unit	Date Surveyed	Gross CPM
1792	SU3	7/29/2004	**7.94E+03**
1793	SU3	7/29/2004	**8.12E+03**
1794	SU3	7/29/2004	**9.81E+03**
1795	SU3	7/29/2004	**8.90E+03**
1796	SU3	7/29/2004	**7.97E+03**
1797	SU3	7/29/2004	**7.82E+03**
1798	SU3	7/29/2004	**7.20E+03**
1799	SU3	7/29/2004	**6.59E+03**
1800	SU3	7/29/2004	**8.03E+03**
1801	SU3	7/29/2004	**1.37E+04**
1802	SU3	7/29/2004	**1.03E+04**
1803	SU3	7/29/2004	**9.39E+03**
1804	SU3	7/29/2004	**9.30E+03**
1805	SU3	7/29/2004	**1.27E+04**
1806	SU3	7/29/2004	**1.12E+04**
1807	SU3	7/29/2004	**1.20E+04**
1808	SU3	7/29/2004	**1.29E+04**
1809	SU3	7/29/2004	**1.13E+04**
1810	SU3	7/29/2004	**9.91E+03**
1811	SU3	7/29/2004	**1.30E+04**
1812	SU3	7/29/2004	**1.12E+04**
1813	SU3	7/29/2004	**1.01E+04**
1814	SU3	7/29/2004	**1.11E+04**
1815	SU3	7/29/2004	**9.22E+03**
1816	SU3	7/29/2004	**1.09E+04**
1817	SU3	7/29/2004	**1.03E+04**
1818	SU3	7/29/2004	**1.28E+04**
1819	SU3	7/29/2004	**1.21E+04**
1820	SU3	7/29/2004	**1.09E+04**
1821	SU3	7/29/2004	**1.22E+04**
1822	SU3	7/29/2004	**1.37E+04**
1823	SU3	7/29/2004	**1.27E+04**
1824	SU3	7/29/2004	**1.16E+04**
1825	SU3	7/29/2004	**1.29E+04**
1826	SU3	7/29/2004	**1.19E+04**
1827	SU3	7/29/2004	**1.19E+04**
1828	SU3	7/29/2004	**1.13E+04**
1829	SU3	7/29/2004	**1.23E+04**
1830	SU3	7/29/2004	**1.12E+04**
1831	SU3	7/29/2004	**1.08E+04**
1832	SU3	7/29/2004	**1.20E+04**
1833	SU3	7/29/2004	**1.24E+04**
1834	SU3	7/29/2004	**1.12E+04**
1835	SU3	7/29/2004	**1.27E+04**
1836	SU3	7/29/2004	**1.26E+04**
1837	SU3	7/29/2004	**1.29E+04**
1838	SU3	7/29/2004	**1.18E+04**
1839	SU3	7/29/2004	**1.05E+04**
1840	SU3	7/29/2004	**1.09E+04**
1841	SU3	7/29/2004	**1.27E+04**
1842	SU3	7/29/2004	**1.22E+04**
1843	SU3	7/29/2004	**9.09E+03**
1844	SU3	7/29/2004	**1.15E+04**
1845	SU3	7/29/2004	**1.15E+04**
1846	SU3	7/29/2004	**1.26E+04**
1847	SU3	7/29/2004	**1.20E+04**

RVAAP West Tank Farm Gamma Scan Data Sheet

Survey Point	Survey Unit	Date Surveyed	Gross CPM
1848	SU3	7/29/2004	**1.22E+04**
1849	SU3	7/29/2004	**1.07E+04**
1850	SU3	7/29/2004	**1.30E+04**
1851	SU3	7/29/2004	**1.00E+04**
1852	SU3	7/29/2004	**1.13E+04**
1853	SU3	7/29/2004	**9.05E+03**
1854	SU3	7/29/2004	**9.67E+03**
1855	SU3	7/29/2004	**1.30E+04**
1856	SU3	7/29/2004	**1.40E+04**
1857	SU3	7/29/2004	**1.09E+04**
1858	SU3	7/29/2004	**9.96E+03**
1859	SU3	7/29/2004	**1.17E+04**
1860	SU3	7/29/2004	**1.37E+04**
1861	SU3	7/29/2004	**1.39E+04**
1862	SU3	7/29/2004	**1.14E+04**
1863	SU3	7/29/2004	**1.02E+04**
1864	SU3	7/29/2004	**1.26E+04**
1865	SU3	7/29/2004	**1.26E+04**
1866	SU3	7/29/2004	**1.08E+04**
1867	SU3	7/29/2004	**1.01E+04**
1868	SU3	7/29/2004	**1.08E+04**
1869	SU3	7/29/2004	**1.11E+04**
1870	SU3	7/29/2004	**9.72E+03**
1871	SU3	7/29/2004	**1.25E+04**
1872	SU3	7/29/2004	**1.16E+04**
1873	SU3	7/29/2004	**1.13E+04**
1874	SU3	7/29/2004	**1.23E+04**
1875	SU3	7/29/2004	**1.37E+04**
1876	SU3	7/29/2004	**1.04E+04**
1877	SU3	7/29/2004	**1.27E+04**
1878	SU3	7/29/2004	**1.03E+04**
1879	SU3	7/29/2004	**1.15E+04**
1880	SU3	7/29/2004	**1.11E+04**
1881	SU3	7/29/2004	**9.02E+03**
1882	SU3	7/29/2004	**1.17E+04**
1883	SU3	7/29/2004	**9.48E+03**
1884	SU3	7/29/2004	**9.49E+03**
1885	SU3	7/29/2004	**9.53E+03**
1886	SU3	7/29/2004	**1.40E+04**
1887	SU3	7/29/2004	**1.08E+04**
1888	SU3	7/29/2004	**1.32E+04**
1889	SU3	7/29/2004	**1.39E+04**
1890	SU3	7/29/2004	**1.27E+04**
1891	SU3	7/29/2004	**9.51E+03**
1892	SU3	7/29/2004	**1.25E+04**
1893	SU3	7/29/2004	**1.01E+04**
1894	SU3	7/29/2004	**1.17E+04**
1895	SU3	7/29/2004	**9.17E+03**
1896	SU3	7/29/2004	**1.19E+04**
1897	SU3	7/29/2004	**1.06E+04**
1898	SU3	7/29/2004	**8.97E+03**
1899	SU3	7/29/2004	**9.37E+03**
1900	SU3	7/29/2004	**1.36E+04**
1901	SU3	7/29/2004	**1.21E+04**
1902	SU3	7/29/2004	**1.17E+04**
1903	SU3	7/29/2004	**1.34E+04**

RVAAP West Tank Farm Gamma Scan Data Sheet

Survey Point	Survey Unit	Date Surveyed	Gross CPM
1904	SU3	7/29/2004	**1.00E+04**
1905	SU3	7/29/2004	**1.05E+04**
1906	SU3	7/29/2004	**1.33E+04**
1907	SU3	7/29/2004	**1.08E+04**
1908	SU3	7/29/2004	**1.15E+04**
1909	SU3	7/29/2004	**1.14E+04**
1910	SU3	7/29/2004	**1.38E+04**
1911	SU3	7/29/2004	**1.24E+04**
1912	SU3	7/29/2004	**1.30E+04**
1913	SU3	7/29/2004	**1.25E+04**
1914	SU3	7/29/2004	**1.23E+04**
1915	SU3	7/29/2004	**1.39E+04**
1916	SU3	7/29/2004	**9.23E+03**
1917	SU3	7/29/2004	**1.03E+04**
1918	SU3	7/29/2004	**9.31E+03**
1919	SU3	7/29/2004	**1.10E+04**
1920	SU3	7/29/2004	**1.25E+04**
1921	SU3	7/29/2004	**1.21E+04**
1922	SU3	7/29/2004	**1.17E+04**
1923	SU3	7/29/2004	**1.00E+04**
1924	SU3	7/29/2004	**1.12E+04**
1925	SU3	7/29/2004	**1.17E+04**
1926	SU3	7/29/2004	**1.37E+04**
1927	SU3	7/29/2004	**1.31E+04**
1928	SU3	7/29/2004	**1.10E+04**
1929	SU3	7/29/2004	**1.40E+04**
1930	SU3	7/29/2004	**1.08E+04**
1931	SU3	7/29/2004	**1.10E+04**
1932	SU3	7/29/2004	**1.11E+04**
1933	SU3	7/29/2004	**9.66E+03**
1934	SU3	7/29/2004	**1.15E+04**
1935	SU3	7/29/2004	**1.11E+04**
1936	SU3	7/29/2004	**1.12E+04**
1937	SU3	7/29/2004	**9.29E+03**
1938	SU3	7/29/2004	**1.03E+04**
1939	SU3	7/29/2004	**9.50E+03**
1940	SU3	7/29/2004	**1.05E+04**
1941	SU3	7/29/2004	**9.18E+03**
1942	SU3	7/29/2004	**1.04E+04**
1943	SU3	7/29/2004	**9.62E+03**
1944	SU3	7/29/2004	**1.35E+04**
1945	SU3	7/29/2004	**1.25E+04**
1946	SU3	7/29/2004	**1.03E+04**
1947	SU3	7/29/2004	**9.19E+03**
1948	SU3	7/29/2004	**9.05E+03**
1949	SU3	7/29/2004	**1.09E+04**
1950	SU3	7/29/2004	**1.12E+04**
1951	SU3	7/29/2004	**1.33E+04**
1952	SU3	7/29/2004	**1.11E+04**
1953	SU3	7/29/2004	**1.41E+04**
1954	SU3	7/29/2004	**1.33E+04**
1955	SU3	7/29/2004	**1.06E+04**
1956	SU3	7/29/2004	**1.12E+04**
1957	SU3	7/29/2004	**1.09E+04**
1958	SU3	7/29/2004	**1.18E+04**
1959	SU3	7/29/2004	**1.02E+04**

RVAAP West Tank Farm Gamma Scan Data Sheet

Survey Point	Survey Unit	Date Surveyed	Gross CPM
1960	SU3	7/29/2004	**1.25E+04**
1961	SU3	7/29/2004	**9.01E+03**
1962	SU3	7/29/2004	**1.18E+04**
1963	SU3	7/29/2004	**1.37E+04**
1964	SU3	7/29/2004	**1.15E+04**
1965	SU3	7/29/2004	**1.08E+04**
1966	SU3	7/29/2004	**9.88E+03**
1967	SU3	7/29/2004	**1.23E+04**
1968	SU3	7/29/2004	**9.47E+03**
1969	SU3	7/29/2004	**1.19E+04**
1970	SU3	7/29/2004	**1.25E+04**
1971	SU3	7/29/2004	**1.29E+04**
1972	SU3	7/29/2004	**9.32E+03**
1973	SU3	7/29/2004	**1.06E+04**
1974	SU3	7/29/2004	**1.17E+04**
1975	SU3	7/29/2004	**9.74E+03**
1976	SU3	7/29/2004	**1.29E+04**
1977	SU3	7/29/2004	**1.38E+04**
1978	SU3	7/29/2004	**1.18E+04**
1979	SU3	7/29/2004	**1.09E+04**
1980	SU3	7/29/2004	**9.68E+03**
1981	SU3	7/29/2004	**9.59E+03**
1982	SU3	7/29/2004	**1.11E+04**
1983	SU3	7/29/2004	**1.37E+04**
1984	SU3	7/29/2004	**1.16E+04**
1985	SU3	7/29/2004	**1.11E+04**
1986	SU3	7/29/2004	**1.28E+04**
1987	SU3	7/29/2004	**1.19E+04**
1988	SU3	7/29/2004	**9.11E+03**
1989	SU3	7/29/2004	**1.27E+04**
1990	SU3	7/29/2004	**1.40E+04**
1991	SU3	7/29/2004	**9.16E+03**
1992	SU3	7/29/2004	**1.16E+04**
1993	SU3	7/29/2004	**1.04E+04**
1994	SU3	7/29/2004	**9.35E+03**
1995	SU3	7/29/2004	**1.14E+04**
1996	SU3	7/29/2004	**1.24E+04**
1997	SU3	7/29/2004	**1.14E+04**
1998	SU3	7/29/2004	**9.89E+03**
1999	SU3	7/29/2004	**1.03E+04**
2000	SU3	7/29/2004	**1.14E+04**

Survey Unit #3 Gamma Scan Data

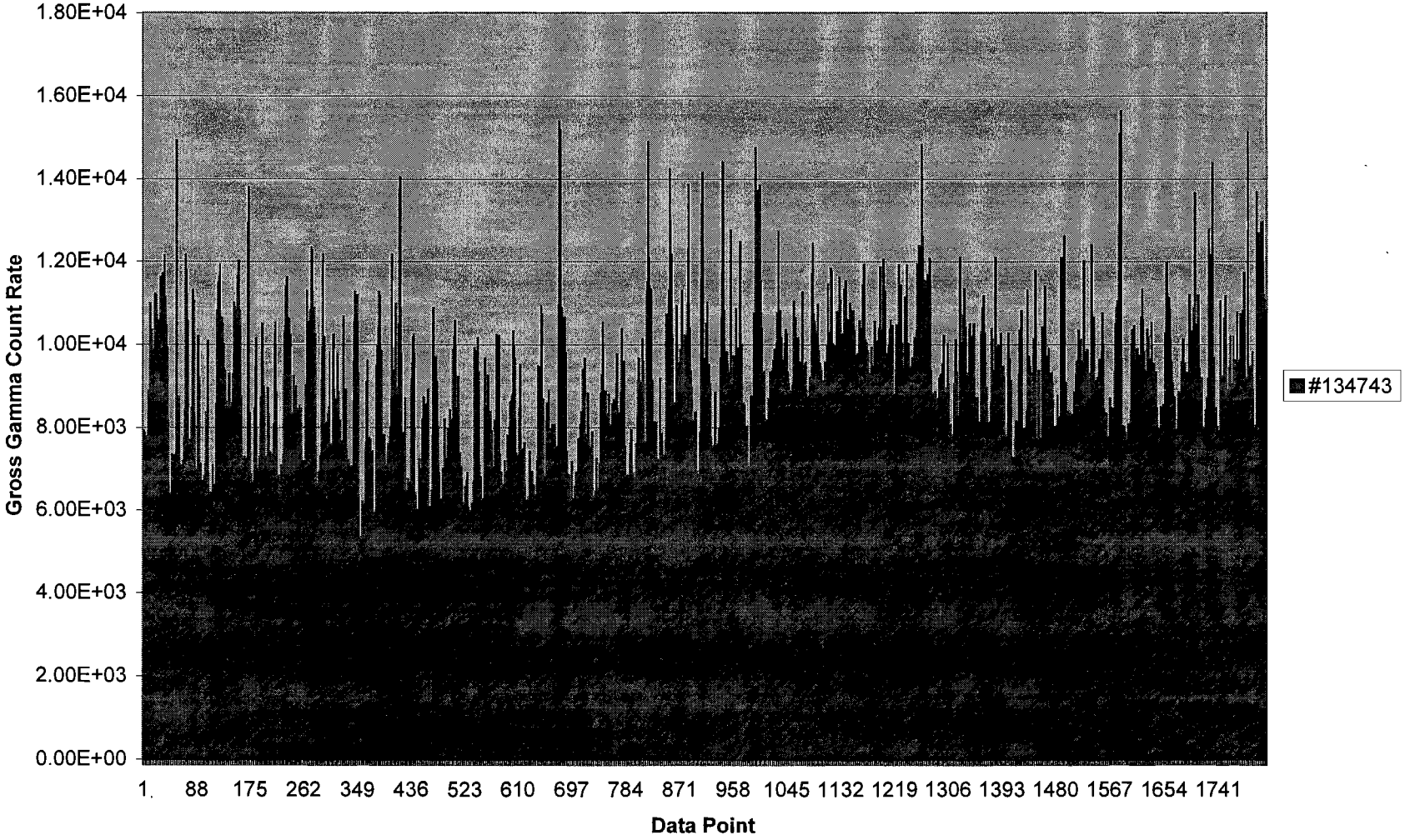

Survey Unit #4

RVAAP West Tank Farm Gamma Scan Data Sheet

Meter Model #: 2350-1
Meter S/N: 134743
Probe S/N: 685492
Cal Due Date: 5/3/2005
Surveyed By: Alan Bradley

Survey Point	Survey Unit	Date Surveyed	Gross CPM
0	SU4	7/28/2004	**8.79E+03**
1	SU4	7/28/2004	**8.98E+03**
2	SU4	7/28/2004	**8.13E+03**
3	SU4	7/28/2004	**9.73E+03**
4	SU4	7/28/2004	**9.29E+03**
5	SU4	7/28/2004	**8.73E+03**
6	SU4	7/28/2004	**9.31E+03**
7	SU4	7/28/2004	**1.02E+04**
8	SU4	7/28/2004	**9.77E+03**
9	SU4	7/28/2004	**9.76E+03**
10	SU4	7/28/2004	**1.20E+04**
11	SU4	7/28/2004	**9.66E+03**
12	SU4	7/28/2004	**7.23E+03**
13	SU4	7/28/2004	**6.60E+03**
14	SU4	7/28/2004	**6.40E+03**
15	SU4	7/28/2004	**7.81E+03**
16	SU4	7/28/2004	**1.19E+04**
17	SU4	7/28/2004	**1.07E+04**
18	SU4	7/28/2004	**1.18E+04**
19	SU4	7/28/2004	**1.00E+04**
20	SU4	7/28/2004	**1.16E+04**
21	SU4	7/28/2004	**8.09E+03**
22	SU4	7/28/2004	**6.96E+03**
23	SU4	7/28/2004	**7.71E+03**
24	SU4	7/28/2004	**7.59E+03**
25	SU4	7/28/2004	**7.85E+03**
26	SU4	7/28/2004	**8.46E+03**
27	SU4	7/28/2004	**7.46E+03**
28	SU4	7/28/2004	**1.02E+04**
29	SU4	7/28/2004	**9.66E+03**
30	SU4	7/28/2004	**6.28E+03**
31	SU4	7/28/2004	**7.10E+03**
32	SU4	7/28/2004	**7.07E+03**
33	SU4	7/28/2004	**7.06E+03**
34	SU4	7/28/2004	**8.15E+03**
35	SU4	7/28/2004	**7.98E+03**
36	SU4	7/28/2004	**7.09E+03**
37	SU4	7/28/2004	**7.71E+03**
38	SU4	7/28/2004	**9.97E+03**
39	SU4	7/28/2004	**7.85E+03**
40	SU4	7/28/2004	**7.07E+03**
41	SU4	7/28/2004	**7.20E+03**
42	SU4	7/28/2004	**8.24E+03**
43	SU4	7/28/2004	**7.78E+03**
44	SU4	7/28/2004	**7.36E+03**
45	SU4	7/28/2004	**6.57E+03**
46	SU4	7/28/2004	**6.01E+03**
47	SU4	7/28/2004	**6.73E+03**
48	SU4	7/28/2004	**6.62E+03**
49	SU4	7/28/2004	**6.69E+03**
50	SU4	7/28/2004	**7.02E+03**
51	SU4	7/28/2004	**7.95E+03**
52	SU4	7/28/2004	**6.31E+03**
53	SU4	7/28/2004	**9.76E+03**
54	SU4	7/28/2004	**9.78E+03**
55	SU4	7/28/2004	**9.77E+03**
56	SU4	7/28/2004	**1.11E+04**
57	SU4	7/28/2004	**1.17E+04**
58	SU4	7/28/2004	**8.40E+03**
59	SU4	7/28/2004	**8.58E+03**

RVAAP West Tank Farm Gamma Scan Data Sheet

Survey Point	Survey Unit	Date Surveyed	Gross CPM
60	SU4	7/28/2004	8.43E+03
61	SU4	7/28/2004	1.18E+04
62	SU4	7/28/2004	1.10E+04
63	SU4	7/28/2004	1.05E+04
64	SU4	7/28/2004	1.15E+04
65	SU4	7/28/2004	9.83E+03
66	SU4	7/28/2004	9.23E+03
67	SU4	7/28/2004	8.37E+03
68	SU4	7/28/2004	7.37E+03
69	SU4	7/28/2004	8.96E+03
70	SU4	7/28/2004	8.50E+03
71	SU4	7/28/2004	8.20E+03
72	SU4	7/28/2004	9.48E+03
73	SU4	7/28/2004	9.96E+03
74	SU4	7/28/2004	1.12E+04
75	SU4	7/28/2004	1.38E+04
76	SU4	7/28/2004	9.31E+03
77	SU4	7/28/2004	1.02E+04
78	SU4	7/28/2004	9.95E+03
79	SU4	7/28/2004	1.01E+04
80	SU4	7/28/2004	9.25E+03
81	SU4	7/28/2004	9.06E+03
82	SU4	7/28/2004	8.85E+03
83	SU4	7/28/2004	9.69E+03
84	SU4	7/28/2004	9.91E+03
85	SU4	7/28/2004	9.85E+03
86	SU4	7/28/2004	8.29E+03
87	SU4	7/28/2004	1.26E+04
88	SU4	7/28/2004	7.27E+03
89	SU4	7/28/2004	6.94E+03
90	SU4	7/28/2004	5.76E+03
91	SU4	7/28/2004	7.51E+03
92	SU4	7/28/2004	7.25E+03
93	SU4	7/28/2004	7.26E+03
94	SU4	7/28/2004	6.80E+03
95	SU4	7/28/2004	7.11E+03
96	SU4	7/28/2004	7.23E+03
97	SU4	7/28/2004	7.12E+03
98	SU4	7/28/2004	8.51E+03
99	SU4	7/28/2004	7.35E+03
100	SU4	7/28/2004	9.12E+03
101	SU4	7/28/2004	1.02E+04
102	SU4	7/28/2004	9.97E+03
103	SU4	7/28/2004	1.06E+04
104	SU4	7/28/2004	1.03E+04
105	SU4	7/28/2004	1.03E+04
106	SU4	7/28/2004	1.17E+04
107	SU4	7/28/2004	1.11E+04
108	SU4	7/28/2004	6.83E+03
109	SU4	7/28/2004	7.48E+03
110	SU4	7/28/2004	6.84E+03
111	SU4	7/28/2004	7.22E+03
112	SU4	7/28/2004	7.62E+03
113	SU4	7/28/2004	7.11E+03
114	SU4	7/28/2004	6.76E+03
115	SU4	7/28/2004	6.16E+03
116	SU4	7/28/2004	6.81E+03
117	SU4	7/28/2004	1.13E+04
118	SU4	7/28/2004	1.16E+04
119	SU4	7/28/2004	1.06E+04

RVAAP West Tank Farm Gamma Scan Data Sheet

Survey Point	Survey Unit	Date Surveyed	Gross CPM
120	SU4	7/28/2004	8.22E+03
121	SU4	7/28/2004	9.70E+03
122	SU4	7/28/2004	1.08E+04
123	SU4	7/28/2004	1.03E+04
124	SU4	7/28/2004	9.23E+03
125	SU4	7/28/2004	8.59E+03
126	SU4	7/28/2004	1.01E+04
127	SU4	7/28/2004	9.64E+03
128	SU4	7/28/2004	1.15E+04
129	SU4	7/28/2004	8.71E+03
130	SU4	7/28/2004	1.07E+04
131	SU4	7/28/2004	1.02E+04
132	SU4	7/28/2004	7.88E+03
133	SU4	7/28/2004	8.02E+03
134	SU4	7/28/2004	8.59E+03
135	SU4	7/28/2004	8.72E+03
136	SU4	7/28/2004	9.23E+03
137	SU4	7/28/2004	1.06E+04
138	SU4	7/28/2004	9.46E+03
139	SU4	7/28/2004	1.09E+04
140	SU4	7/28/2004	1.30E+04
141	SU4	7/28/2004	1.07E+04
142	SU4	7/28/2004	7.57E+03
143	SU4	7/28/2004	9.55E+03
144	SU4	7/28/2004	9.87E+03
145	SU4	7/28/2004	8.69E+03
146	SU4	7/28/2004	8.77E+03
147	SU4	7/28/2004	1.11E+04
148	SU4	7/28/2004	1.00E+04
149	SU4	7/28/2004	8.91E+03
150	SU4	7/28/2004	7.11E+03
151	SU4	7/28/2004	5.70E+03
152	SU4	7/28/2004	6.88E+03
153	SU4	7/28/2004	7.58E+03
154	SU4	7/28/2004	6.73E+03
155	SU4	7/28/2004	6.38E+03
156	SU4	7/28/2004	6.57E+03
157	SU4	7/28/2004	7.97E+03
158	SU4	7/28/2004	1.07E+04
159	SU4	7/28/2004	9.76E+03
160	SU4	7/28/2004	1.17E+04
161	SU4	7/28/2004	1.02E+04
162	SU4	7/28/2004	8.71E+03
163	SU4	7/28/2004	9.63E+03
164	SU4	7/28/2004	7.99E+03
165	SU4	7/28/2004	6.89E+03
166	SU4	7/28/2004	5.70E+03
167	SU4	7/28/2004	5.55E+03
168	SU4	7/28/2004	6.12E+03
169	SU4	7/28/2004	6.51E+03
170	SU4	7/28/2004	5.94E+03
171	SU4	7/28/2004	7.57E+03
172	SU4	7/28/2004	7.27E+03
173	SU4	7/28/2004	1.08E+04
174	SU4	7/28/2004	7.26E+03
175	SU4	7/28/2004	8.74E+03
176	SU4	7/28/2004	7.39E+03
177	SU4	7/28/2004	9.37E+03
178	SU4	7/28/2004	8.73E+03
179	SU4	7/28/2004	8.87E+03

RVAAP West Tank Farm Gamma Scan Data Sheet

Survey Point	Survey Unit	Date Surveyed	Gross CPM
180	SU4	7/28/2004	8.54E+03
181	SU4	7/28/2004	8.22E+03
182	SU4	7/28/2004	1.00E+04
183	SU4	7/28/2004	1.18E+04
184	SU4	7/28/2004	1.12E+04
185	SU4	7/28/2004	1.14E+04
186	SU4	7/28/2004	1.07E+04
187	SU4	7/28/2004	1.02E+04
188	SU4	7/28/2004	9.10E+03
189	SU4	7/28/2004	8.96E+03
190	SU4	7/28/2004	7.92E+03
191	SU4	7/28/2004	7.96E+03
192	SU4	7/28/2004	8.94E+03
193	SU4	7/28/2004	8.99E+03
194	SU4	7/28/2004	9.07E+03
195	SU4	7/28/2004	1.04E+04
196	SU4	7/28/2004	8.97E+03
197	SU4	7/28/2004	1.07E+04
198	SU4	7/28/2004	9.07E+03
199	SU4	7/28/2004	1.12E+04
200	SU4	7/28/2004	1.19E+04
201	SU4	7/28/2004	9.92E+03
202	SU4	7/28/2004	9.05E+03
203	SU4	7/28/2004	8.25E+03
204	SU4	7/28/2004	8.51E+03
205	SU4	7/28/2004	7.89E+03
206	SU4	7/28/2004	7.72E+03
207	SU4	7/28/2004	8.10E+03
208	SU4	7/28/2004	8.43E+03
209	SU4	7/28/2004	7.25E+03
210	SU4	7/28/2004	8.56E+03
211	SU4	7/28/2004	7.17E+03
212	SU4	7/28/2004	5.43E+03
213	SU4	7/28/2004	6.88E+03
214	SU4	7/28/2004	6.93E+03
215	SU4	7/28/2004	7.14E+03
216	SU4	7/28/2004	6.63E+03
217	SU4	7/28/2004	7.17E+03
218	SU4	7/28/2004	6.80E+03
219	SU4	7/28/2004	6.77E+03
220	SU4	7/28/2004	6.30E+03
221	SU4	7/28/2004	9.81E+03
222	SU4	7/28/2004	9.16E+03
223	SU4	7/28/2004	7.67E+03
224	SU4	7/28/2004	7.54E+03
225	SU4	7/28/2004	9.02E+03
226	SU4	7/28/2004	9.55E+03
227	SU4	7/28/2004	8.16E+03
228	SU4	7/28/2004	1.02E+04
229	SU4	7/28/2004	8.59E+03
230	SU4	7/28/2004	7.33E+03
231	SU4	7/28/2004	8.49E+03
232	SU4	7/28/2004	7.35E+03
233	SU4	7/28/2004	6.91E+03
234	SU4	7/28/2004	8.68E+03
235	SU4	7/28/2004	7.98E+03
236	SU4	7/28/2004	7.62E+03
237	SU4	7/28/2004	7.91E+03
238	SU4	7/28/2004	8.99E+03
239	SU4	7/28/2004	1.01E+04

RVAAP West Tank Farm Gamma Scan Data Sheet

Survey Point	Survey Unit	Date Surveyed	Gross CPM
240	SU4	7/28/2004	8.00E+03
241	SU4	7/28/2004	7.59E+03
242	SU4	7/28/2004	5.84E+03
243	SU4	7/28/2004	6.38E+03
244	SU4	7/28/2004	6.17E+03
245	SU4	7/28/2004	5.64E+03
246	SU4	7/28/2004	7.03E+03
247	SU4	7/28/2004	7.50E+03
248	SU4	7/28/2004	5.81E+03
249	SU4	7/28/2004	7.12E+03
250	SU4	7/28/2004	6.70E+03
251	SU4	7/28/2004	6.23E+03
252	SU4	7/28/2004	5.85E+03
253	SU4	7/28/2004	7.64E+03
254	SU4	7/28/2004	7.85E+03
255	SU4	7/28/2004	6.87E+03
256	SU4	7/28/2004	8.66E+03
257	SU4	7/28/2004	8.79E+03
258	SU4	7/28/2004	8.65E+03
259	SU4	7/28/2004	8.66E+03
260	SU4	7/28/2004	7.89E+03
261	SU4	7/28/2004	9.25E+03
262	SU4	7/28/2004	8.73E+03
263	SU4	7/28/2004	8.90E+03
264	SU4	7/28/2004	1.26E+04
265	SU4	7/28/2004	1.16E+04
266	SU4	7/28/2004	1.33E+04
267	SU4	7/28/2004	1.43E+04
268	SU4	7/28/2004	1.39E+04
269	SU4	7/28/2004	1.16E+04
270	SU4	7/28/2004	8.93E+03
271	SU4	7/28/2004	8.85E+03
272	SU4	7/28/2004	1.20E+04
273	SU4	7/28/2004	9.11E+03
274	SU4	7/28/2004	7.95E+03
275	SU4	7/28/2004	7.62E+03
276	SU4	7/28/2004	9.57E+03
277	SU4	7/28/2004	1.13E+04
278	SU4	7/28/2004	9.44E+03
279	SU4	7/28/2004	9.74E+03
280	SU4	7/28/2004	9.96E+03
281	SU4	7/28/2004	8.40E+03
282	SU4	7/28/2004	9.72E+03
283	SU4	7/28/2004	1.00E+04
284	SU4	7/28/2004	9.39E+03
285	SU4	7/28/2004	9.38E+03
286	SU4	7/28/2004	1.05E+04
287	SU4	7/28/2004	1.06E+04
288	SU4	7/28/2004	1.08E+04
289	SU4	7/28/2004	7.93E+03
290	SU4	7/28/2004	1.04E+04
291	SU4	7/28/2004	9.51E+03
292	SU4	7/28/2004	9.44E+03
293	SU4	7/28/2004	8.62E+03
294	SU4	7/28/2004	8.60E+03
295	SU4	7/28/2004	6.90E+03
296	SU4	7/28/2004	9.25E+03
297	SU4	7/28/2004	9.19E+03
298	SU4	7/28/2004	6.44E+03
299	SU4	7/28/2004	7.28E+03

RVAAP West Tank Farm Gamma Scan Data Sheet

Survey Point	Survey Unit	Date Surveyed	Gross CPM
300	SU4	7/28/2004	7.71E+03
301	SU4	7/28/2004	8.18E+03
302	SU4	7/28/2004	7.90E+03
303	SU4	7/28/2004	7.97E+03
304	SU4	7/28/2004	8.15E+03
305	SU4	7/28/2004	9.24E+03
306	SU4	7/28/2004	8.55E+03
307	SU4	7/28/2004	7.46E+03
308	SU4	7/28/2004	7.03E+03
309	SU4	7/28/2004	6.81E+03
310	SU4	7/28/2004	6.62E+03
311	SU4	7/28/2004	5.79E+03
312	SU4	7/28/2004	7.28E+03
313	SU4	7/28/2004	6.27E+03
314	SU4	7/28/2004	7.87E+03
315	SU4	7/28/2004	6.12E+03
316	SU4	7/28/2004	6.47E+03
317	SU4	7/28/2004	8.09E+03
318	SU4	7/28/2004	9.89E+03
319	SU4	7/28/2004	8.78E+03
320	SU4	7/28/2004	9.52E+03
321	SU4	7/28/2004	1.00E+04
322	SU4	7/28/2004	8.26E+03
323	SU4	7/28/2004	7.34E+03
324	SU4	7/28/2004	7.47E+03
325	SU4	7/28/2004	7.13E+03
326	SU4	7/28/2004	6.92E+03
327	SU4	7/28/2004	6.10E+03
328	SU4	7/28/2004	6.98E+03
329	SU4	7/28/2004	6.04E+03
330	SU4	7/28/2004	6.21E+03
331	SU4	7/28/2004	6.54E+03
332	SU4	7/28/2004	6.48E+03
333	SU4	7/28/2004	7.16E+03
334	SU4	7/28/2004	7.05E+03
335	SU4	7/28/2004	7.59E+03
336	SU4	7/28/2004	9.17E+03
337	SU4	7/28/2004	7.63E+03
338	SU4	7/28/2004	7.77E+03
339	SU4	7/28/2004	8.24E+03
340	SU4	7/28/2004	7.76E+03
341	SU4	7/28/2004	7.34E+03
342	SU4	7/28/2004	7.17E+03
343	SU4	7/28/2004	7.87E+03
344	SU4	7/28/2004	5.93E+03
345	SU4	7/28/2004	7.80E+03
346	SU4	7/28/2004	8.35E+03
347	SU4	7/28/2004	7.75E+03
348	SU4	7/28/2004	1.04E+04
349	SU4	7/28/2004	8.81E+03
350	SU4	7/28/2004	9.11E+03
351	SU4	7/28/2004	1.03E+04
352	SU4	7/28/2004	8.76E+03
353	SU4	7/28/2004	8.19E+03
354	SU4	7/28/2004	6.67E+03
355	SU4	7/28/2004	7.44E+03
356	SU4	7/28/2004	1.06E+04
357	SU4	7/28/2004	1.18E+04
358	SU4	7/28/2004	9.06E+03
359	SU4	7/28/2004	9.52E+03

RVAAP West Tank Farm Gamma Scan Data Sheet

Survey Point	Survey Unit	Date Surveyed	Gross CPM
360	SU4	7/28/2004	**9.20E+03**
361	SU4	7/28/2004	**1.10E+04**
362	SU4	7/28/2004	**1.02E+04**
363	SU4	7/28/2004	**9.22E+03**
364	SU4	7/28/2004	**1.07E+04**
365	SU4	7/28/2004	**1.09E+04**
366	SU4	7/28/2004	**1.02E+04**
367	SU4	7/28/2004	**1.04E+04**
368	SU4	7/28/2004	**8.14E+03**
369	SU4	7/28/2004	**7.47E+03**
370	SU4	7/28/2004	**8.58E+03**
371	SU4	7/28/2004	**9.64E+03**
372	SU4	7/28/2004	**9.41E+03**
373	SU4	7/28/2004	**9.29E+03**
374	SU4	7/28/2004	**9.80E+03**
375	SU4	7/28/2004	**7.37E+03**
376	SU4	7/28/2004	**7.16E+03**
377	SU4	7/28/2004	**7.50E+03**
378	SU4	7/28/2004	**7.39E+03**
379	SU4	7/28/2004	**8.92E+03**
380	SU4	7/28/2004	**7.41E+03**
381	SU4	7/28/2004	**8.18E+03**
382	SU4	7/28/2004	**6.72E+03**
383	SU4	7/28/2004	**6.95E+03**
384	SU4	7/28/2004	**6.96E+03**
385	SU4	7/28/2004	**8.31E+03**
386	SU4	7/28/2004	**7.61E+03**
387	SU4	7/28/2004	**7.08E+03**
388	SU4	7/28/2004	**8.21E+03**
389	SU4	7/28/2004	**7.76E+03**
390	SU4	7/28/2004	**5.99E+03**
391	SU4	7/28/2004	**6.60E+03**
392	SU4	7/28/2004	**6.87E+03**
393	SU4	7/28/2004	**6.64E+03**
394	SU4	7/28/2004	**7.32E+03**
395	SU4	7/28/2004	**6.16E+03**
396	SU4	7/28/2004	**6.66E+03**
397	SU4	7/28/2004	**6.63E+03**
398	SU4	7/28/2004	**7.23E+03**
399	SU4	7/28/2004	**6.85E+03**
400	SU4	7/28/2004	**7.54E+03**
401	SU4	7/28/2004	**8.94E+03**
402	SU4	7/28/2004	**9.63E+03**
403	SU4	7/28/2004	**9.49E+03**
404	SU4	7/28/2004	**1.10E+04**
405	SU4	7/28/2004	**9.92E+03**
406	SU4	7/28/2004	**8.83E+03**
407	SU4	7/28/2004	**8.31E+03**
408	SU4	7/28/2004	**8.88E+03**
409	SU4	7/28/2004	**6.75E+03**
410	SU4	7/28/2004	**8.01E+03**
411	SU4	7/28/2004	**6.87E+03**
412	SU4	7/28/2004	**6.74E+03**
413	SU4	7/28/2004	**7.49E+03**
414	SU4	7/28/2004	**7.11E+03**
415	SU4	7/28/2004	**6.85E+03**
416	SU4	7/28/2004	**6.60E+03**
417	SU4	7/28/2004	**7.04E+03**
418	SU4	7/28/2004	**6.68E+03**
419	SU4	7/28/2004	**6.57E+03**

RVAAP West Tank Farm Gamma Scan Data Sheet

Survey Point	Survey Unit	Date Surveyed	Gross CPM
420	SU4	7/28/2004	7.21E+03
421	SU4	7/28/2004	8.10E+03
422	SU4	7/28/2004	7.25E+03
423	SU4	7/28/2004	6.18E+03
424	SU4	7/28/2004	6.48E+03
425	SU4	7/28/2004	8.10E+03
426	SU4	7/28/2004	7.33E+03
427	SU4	7/28/2004	7.28E+03
428	SU4	7/28/2004	7.58E+03
429	SU4	7/28/2004	9.58E+03
430	SU4	7/28/2004	6.60E+03
431	SU4	7/28/2004	5.83E+03
432	SU4	7/28/2004	8.65E+03
433	SU4	7/28/2004	7.56E+03
434	SU4	7/28/2004	8.86E+03
435	SU4	7/28/2004	7.71E+03
436	SU4	7/28/2004	9.59E+03
437	SU4	7/28/2004	8.25E+03
438	SU4	7/28/2004	7.57E+03
439	SU4	7/28/2004	7.94E+03
440	SU4	7/28/2004	7.16E+03
441	SU4	7/28/2004	9.84E+03
442	SU4	7/28/2004	1.11E+04
443	SU4	7/28/2004	1.05E+04
444	SU4	7/28/2004	9.37E+03
445	SU4	7/28/2004	1.04E+04
446	SU4	7/28/2004	9.70E+03
447	SU4	7/28/2004	9.12E+03
448	SU4	7/28/2004	8.77E+03
449	SU4	7/28/2004	9.50E+03
450	SU4	7/28/2004	8.84E+03
451	SU4	7/28/2004	9.56E+03
452	SU4	7/28/2004	7.73E+03
453	SU4	7/28/2004	5.77E+03
454	SU4	7/28/2004	6.65E+03
455	SU4	7/28/2004	7.71E+03
456	SU4	7/28/2004	8.48E+03
457	SU4	7/28/2004	7.18E+03
458	SU4	7/28/2004	6.74E+03
459	SU4	7/28/2004	7.20E+03
460	SU4	7/28/2004	5.84E+03
461	SU4	7/28/2004	5.76E+03
462	SU4	7/28/2004	7.76E+03
463	SU4	7/28/2004	9.45E+03
464	SU4	7/28/2004	7.15E+03
465	SU4	7/28/2004	7.43E+03
466	SU4	7/28/2004	6.09E+03
467	SU4	7/28/2004	6.41E+03
468	SU4	7/28/2004	7.75E+03
469	SU4	7/28/2004	7.00E+03
470	SU4	7/28/2004	5.58E+03
471	SU4	7/28/2004	7.26E+03
472	SU4	7/28/2004	5.75E+03
473	SU4	7/28/2004	6.74E+03
474	SU4	7/28/2004	6.91E+03
475	SU4	7/28/2004	6.68E+03
476	SU4	7/28/2004	8.14E+03
477	SU4	7/28/2004	7.08E+03
478	SU4	7/28/2004	6.38E+03
479	SU4	7/28/2004	7.83E+03

RVAAP West Tank Farm Gamma Scan Data Sheet

Survey Point	Survey Unit	Date Surveyed	Gross CPM
480	SU4	7/28/2004	6.39E+03
481	SU4	7/28/2004	7.20E+03
482	SU4	7/28/2004	9.43E+03
483	SU4	7/28/2004	9.56E+03
484	SU4	7/28/2004	1.03E+04
485	SU4	7/28/2004	1.00E+04
486	SU4	7/28/2004	9.86E+03
487	SU4	7/28/2004	1.17E+04
488	SU4	7/28/2004	1.04E+04
489	SU4	7/28/2004	7.82E+03
490	SU4	7/28/2004	1.05E+04
491	SU4	7/28/2004	9.85E+03
492	SU4	7/28/2004	8.53E+03
493	SU4	7/28/2004	9.23E+03
494	SU4	7/28/2004	7.11E+03
495	SU4	7/28/2004	6.40E+03
496	SU4	7/28/2004	7.28E+03
497	SU4	7/28/2004	6.94E+03
498	SU4	7/28/2004	7.65E+03
499	SU4	7/28/2004	6.53E+03
500	SU4	7/28/2004	7.01E+03
501	SU4	7/28/2004	7.56E+03
502	SU4	7/28/2004	6.05E+03
503	SU4	7/28/2004	6.43E+03
504	SU4	7/28/2004	6.23E+03
505	SU4	7/28/2004	7.44E+03
506	SU4	7/28/2004	6.67E+03
507	SU4	7/28/2004	6.45E+03
508	SU4	7/28/2004	6.78E+03
509	SU4	7/28/2004	8.01E+03
510	SU4	7/28/2004	1.01E+04
511	SU4	7/28/2004	6.35E+03
512	SU4	7/28/2004	6.91E+03
513	SU4	7/28/2004	5.47E+03
514	SU4	7/28/2004	6.65E+03
515	SU4	7/28/2004	6.94E+03
516	SU4	7/28/2004	6.63E+03
517	SU4	7/28/2004	7.83E+03
518	SU4	7/28/2004	6.05E+03
519	SU4	7/28/2004	6.03E+03
520	SU4	7/28/2004	1.02E+04
521	SU4	7/28/2004	1.10E+04
522	SU4	7/28/2004	9.58E+03
523	SU4	7/28/2004	8.27E+03
524	SU4	7/28/2004	1.07E+04
525	SU4	7/28/2004	9.75E+03
526	SU4	7/28/2004	6.93E+03
527	SU4	7/28/2004	9.66E+03
528	SU4	7/28/2004	1.21E+04
529	SU4	7/28/2004	1.05E+04
530	SU4	7/28/2004	7.01E+03
531	SU4	7/28/2004	5.48E+03
532	SU4	7/28/2004	7.20E+03
533	SU4	7/28/2004	6.68E+03
534	SU4	7/28/2004	5.36E+03
535	SU4	7/28/2004	9.02E+03
536	SU4	7/28/2004	6.75E+03
537	SU4	7/28/2004	7.95E+03
538	SU4	7/28/2004	7.02E+03
539	SU4	7/28/2004	7.43E+03

RVAAP West Tank Farm Gamma Scan Data Sheet

Survey Point	Survey Unit	Date Surveyed	Gross CPM
540	SU4	7/28/2004	6.62E+03
541	SU4	7/28/2004	8.04E+03
542	SU4	7/28/2004	8.42E+03
543	SU4	7/28/2004	7.65E+03
544	SU4	7/28/2004	6.99E+03
545	SU4	7/28/2004	6.13E+03
546	SU4	7/28/2004	6.11E+03
547	SU4	7/28/2004	7.89E+03
548	SU4	7/28/2004	5.81E+03
549	SU4	7/28/2004	6.86E+03
550	SU4	7/28/2004	6.44E+03
551	SU4	7/28/2004	6.38E+03
552	SU4	7/28/2004	6.84E+03
553	SU4	7/28/2004	6.22E+03
554	SU4	7/28/2004	6.41E+03
555	SU4	7/28/2004	6.60E+03
556	SU4	7/28/2004	6.81E+03
557	SU4	7/28/2004	7.02E+03
558	SU4	7/28/2004	6.81E+03
559	SU4	7/28/2004	8.07E+03
560	SU4	7/28/2004	8.17E+03
561	SU4	7/28/2004	8.42E+03
562	SU4	7/28/2004	8.61E+03
563	SU4	7/28/2004	1.06E+04
564	SU4	7/28/2004	1.07E+04
565	SU4	7/28/2004	1.07E+04
566	SU4	7/28/2004	9.37E+03
567	SU4	7/28/2004	1.09E+04
568	SU4	7/28/2004	1.17E+04
569	SU4	7/28/2004	9.88E+03
570	SU4	7/28/2004	8.00E+03
571	SU4	7/28/2004	9.90E+03
572	SU4	7/28/2004	1.08E+04
573	SU4	7/28/2004	8.96E+03
574	SU4	7/28/2004	6.49E+03
575	SU4	7/28/2004	5.39E+03
576	SU4	7/28/2004	6.02E+03
577	SU4	7/28/2004	6.07E+03
578	SU4	7/28/2004	5.82E+03
579	SU4	7/28/2004	7.66E+03
580	SU4	7/28/2004	5.05E+03
581	SU4	7/28/2004	5.39E+03
582	SU4	7/28/2004	7.09E+03
583	SU4	7/28/2004	8.25E+03
584	SU4	7/28/2004	8.12E+03
585	SU4	7/28/2004	6.16E+03
586	SU4	7/28/2004	6.27E+03
587	SU4	7/28/2004	6.58E+03
588	SU4	7/28/2004	8.57E+03
589	SU4	7/28/2004	7.49E+03
590	SU4	7/28/2004	6.03E+03
591	SU4	7/28/2004	7.13E+03
592	SU4	7/28/2004	5.86E+03
593	SU4	7/28/2004	6.93E+03
594	SU4	7/28/2004	6.64E+03
595	SU4	7/28/2004	6.02E+03
596	SU4	7/28/2004	6.71E+03
597	SU4	7/28/2004	5.96E+03
598	SU4	7/28/2004	6.46E+03
599	SU4	7/28/2004	6.74E+03

RVAAP West Tank Farm Gamma Scan Data Sheet

Survey Point	Survey Unit	Date Surveyed	Gross CPM
600	SU4	7/28/2004	**6.35E+03**
601	SU4	7/28/2004	**6.30E+03**
602	SU4	7/28/2004	**6.51E+03**
603	SU4	7/28/2004	**7.20E+03**
604	SU4	7/28/2004	**7.79E+03**
605	SU4	7/28/2004	**6.96E+03**
606	SU4	7/28/2004	**7.39E+03**
607	SU4	7/28/2004	**9.56E+03**
608	SU4	7/28/2004	**7.82E+03**
609	SU4	7/28/2004	**9.36E+03**
610	SU4	7/28/2004	**8.66E+03**
611	SU4	7/28/2004	**9.17E+03**
612	SU4	7/28/2004	**1.00E+04**
613	SU4	7/28/2004	**9.97E+03**
614	SU4	7/28/2004	**9.34E+03**
615	SU4	7/28/2004	**1.12E+04**
616	SU4	7/28/2004	**9.79E+03**
617	SU4	7/28/2004	**9.26E+03**
618	SU4	7/28/2004	**9.25E+03**
619	SU4	7/28/2004	**9.47E+03**
620	SU4	7/28/2004	**8.82E+03**
621	SU4	7/28/2004	**9.33E+03**
622	SU4	7/28/2004	**8.78E+03**
623	SU4	7/28/2004	**7.40E+03**
624	SU4	7/28/2004	**7.23E+03**
625	SU4	7/28/2004	**8.28E+03**
626	SU4	7/28/2004	**6.98E+03**
627	SU4	7/28/2004	**7.17E+03**
628	SU4	7/28/2004	**7.71E+03**
629	SU4	7/28/2004	**7.30E+03**
630	SU4	7/28/2004	**6.70E+03**
631	SU4	7/28/2004	**6.55E+03**
632	SU4	7/28/2004	**6.78E+03**
633	SU4	7/28/2004	**5.84E+03**
634	SU4	7/28/2004	**6.23E+03**
635	SU4	7/28/2004	**7.07E+03**
636	SU4	7/28/2004	**5.75E+03**
637	SU4	7/28/2004	**7.09E+03**
638	SU4	7/28/2004	**5.88E+03**
639	SU4	7/28/2004	**6.45E+03**
640	SU4	7/28/2004	**5.78E+03**
641	SU4	7/28/2004	**6.78E+03**
642	SU4	7/28/2004	**6.17E+03**
643	SU4	7/28/2004	**7.27E+03**
644	SU4	7/28/2004	**8.04E+03**
645	SU4	7/28/2004	**6.25E+03**
646	SU4	7/28/2004	**5.61E+03**
647	SU4	7/28/2004	**6.13E+03**
648	SU4	7/28/2004	**7.34E+03**
649	SU4	7/28/2004	**7.73E+03**
650	SU4	7/28/2004	**7.66E+03**
651	SU4	7/28/2004	**5.74E+03**
652	SU4	7/28/2004	**5.35E+03**
653	SU4	7/28/2004	**7.77E+03**
654	SU4	7/28/2004	**5.59E+03**
655	SU4	7/28/2004	**6.65E+03**
656	SU4	7/28/2004	**7.09E+03**
657	SU4	7/28/2004	**5.82E+03**
658	SU4	7/28/2004	**8.46E+03**
659	SU4	7/28/2004	**1.02E+04**

RVAAP West Tank Farm Gamma Scan Data Sheet

Survey Point	Survey Unit	Date Surveyed	Gross CPM
660	SU4	7/28/2004	1.01E+04
661	SU4	7/28/2004	1.03E+04
662	SU4	7/28/2004	1.13E+04
663	SU4	7/28/2004	1.08E+04
664	SU4	7/28/2004	1.04E+04
665	SU4	7/28/2004	9.43E+03
666	SU4	7/28/2004	7.81E+03
667	SU4	7/28/2004	9.78E+03
668	SU4	7/28/2004	1.02E+04
669	SU4	7/28/2004	1.06E+04
670	SU4	7/28/2004	1.03E+04
671	SU4	7/28/2004	9.99E+03
672	SU4	7/28/2004	9.49E+03
673	SU4	7/28/2004	1.15E+04
674	SU4	7/28/2004	1.13E+04
675	SU4	7/28/2004	8.54E+03
676	SU4	7/28/2004	5.95E+03
677	SU4	7/28/2004	6.07E+03
678	SU4	7/28/2004	6.64E+03
679	SU4	7/28/2004	4.91E+03
680	SU4	7/28/2004	5.96E+03
681	SU4	7/28/2004	5.09E+03
682	SU4	7/28/2004	8.52E+03
683	SU4	7/28/2004	7.99E+03
684	SU4	7/28/2004	6.39E+03
685	SU4	7/28/2004	6.40E+03
686	SU4	7/28/2004	5.95E+03
687	SU4	7/28/2004	6.08E+03
688	SU4	7/28/2004	5.64E+03
689	SU4	7/28/2004	8.04E+03
690	SU4	7/28/2004	7.77E+03
691	SU4	7/28/2004	7.02E+03
692	SU4	7/28/2004	7.26E+03
693	SU4	7/28/2004	6.66E+03
694	SU4	7/28/2004	6.64E+03
695	SU4	7/28/2004	6.94E+03
696	SU4	7/28/2004	5.58E+03
697	SU4	7/28/2004	5.96E+03
698	SU4	7/28/2004	6.40E+03
699	SU4	7/28/2004	6.04E+03
700	SU4	7/28/2004	6.34E+03
701	SU4	7/28/2004	6.33E+03
702	SU4	7/28/2004	6.03E+03
703	SU4	7/28/2004	7.01E+03
704	SU4	7/28/2004	5.42E+03
705	SU4	7/28/2004	6.15E+03
706	SU4	7/28/2004	6.90E+03
707	SU4	7/28/2004	7.84E+03
708	SU4	7/28/2004	8.05E+03
709	SU4	7/28/2004	7.27E+03
710	SU4	7/28/2004	6.74E+03
711	SU4	7/28/2004	7.23E+03
712	SU4	7/28/2004	7.91E+03
713	SU4	7/28/2004	7.54E+03
714	SU4	7/28/2004	8.80E+03
715	SU4	7/28/2004	1.06E+04
716	SU4	7/28/2004	9.23E+03
717	SU4	7/28/2004	9.63E+03
718	SU4	7/28/2004	8.23E+03
719	SU4	7/28/2004	8.78E+03

RVAAP West Tank Farm Gamma Scan Data Sheet

Survey Point	Survey Unit	Date Surveyed	Gross CPM
720	SU4	7/28/2004	**6.57E+03**
721	SU4	7/28/2004	**6.85E+03**
722	SU4	7/28/2004	**6.24E+03**
723	SU4	7/28/2004	**6.28E+03**
724	SU4	7/28/2004	**7.41E+03**
725	SU4	7/28/2004	**9.18E+03**
726	SU4	7/28/2004	**8.74E+03**
727	SU4	7/28/2004	**7.26E+03**
728	SU4	7/28/2004	**5.67E+03**
729	SU4	7/28/2004	**6.68E+03**
730	SU4	7/28/2004	**7.10E+03**
731	SU4	7/28/2004	**6.46E+03**
732	SU4	7/28/2004	**7.06E+03**
733	SU4	7/28/2004	**6.49E+03**
734	SU4	7/28/2004	**5.84E+03**
735	SU4	7/28/2004	**6.03E+03**
736	SU4	7/28/2004	**5.78E+03**
737	SU4	7/28/2004	**6.26E+03**
738	SU4	7/28/2004	**6.54E+03**
739	SU4	7/28/2004	**6.34E+03**
740	SU4	7/28/2004	**6.74E+03**
741	SU4	7/28/2004	**6.76E+03**
742	SU4	7/28/2004	**7.85E+03**
743	SU4	7/28/2004	**6.82E+03**
744	SU4	7/28/2004	**5.91E+03**
745	SU4	7/28/2004	**7.43E+03**
746	SU4	7/28/2004	**5.69E+03**
747	SU4	7/28/2004	**8.10E+03**
748	SU4	7/28/2004	**6.67E+03**
749	SU4	7/28/2004	**5.44E+03**
750	SU4	7/28/2004	**5.18E+03**
751	SU4	7/28/2004	**5.65E+03**
752	SU4	7/28/2004	**6.17E+03**
753	SU4	7/28/2004	**6.37E+03**
754	SU4	7/28/2004	**8.08E+03**
755	SU4	7/28/2004	**7.76E+03**
756	SU4	7/28/2004	**1.05E+04**
757	SU4	7/28/2004	**1.05E+04**
758	SU4	7/28/2004	**1.17E+04**
759	SU4	7/28/2004	**1.08E+04**
760	SU4	7/28/2004	**1.04E+04**
761	SU4	7/28/2004	**1.19E+04**
762	SU4	7/28/2004	**1.16E+04**
763	SU4	7/28/2004	**1.21E+04**
764	SU4	7/28/2004	**1.15E+04**
765	SU4	7/28/2004	**8.82E+03**
766	SU4	7/28/2004	**1.08E+04**
767	SU4	7/28/2004	**1.01E+04**
768	SU4	7/28/2004	**1.08E+04**
769	SU4	7/28/2004	**9.35E+03**
770	SU4	7/28/2004	**1.12E+04**
771	SU4	7/28/2004	**1.14E+04**
772	SU4	7/28/2004	**1.11E+04**
773	SU4	7/28/2004	**8.92E+03**
774	SU4	7/28/2004	**6.79E+03**
775	SU4	7/28/2004	**6.78E+03**
776	SU4	7/28/2004	**6.04E+03**
777	SU4	7/28/2004	**5.28E+03**
778	SU4	7/28/2004	**5.58E+03**
779	SU4	7/28/2004	**7.73E+03**

RVAAP West Tank Farm Gamma Scan Data Sheet

Survey Point	Survey Unit	Date Surveyed	Gross CPM
780	SU4	7/28/2004	7.59E+03
781	SU4	7/28/2004	7.97E+03
782	SU4	7/28/2004	5.50E+03
783	SU4	7/28/2004	6.59E+03
784	SU4	7/28/2004	1.59E+04
785	SU4	7/28/2004	1.08E+04
786	SU4	7/28/2004	7.70E+03
787	SU4	7/28/2004	4.47E+03
788	SU4	7/28/2004	1.59E+04
789	SU4	7/28/2004	7.89E+03
790	SU4	7/28/2004	5.74E+03
791	SU4	7/28/2004	7.53E+03
792	SU4	7/28/2004	7.33E+03
793	SU4	7/28/2004	6.52E+03
794	SU4	7/28/2004	5.49E+03
795	SU4	7/28/2004	8.48E+03
796	SU4	7/28/2004	6.13E+03
797	SU4	7/28/2004	7.04E+03
798	SU4	7/28/2004	6.91E+03
799	SU4	7/28/2004	5.62E+03
800	SU4	7/28/2004	5.70E+03
801	SU4	7/28/2004	5.63E+03
802	SU4	7/28/2004	6.68E+03
803	SU4	7/28/2004	6.27E+03
804	SU4	7/28/2004	7.21E+03
805	SU4	7/28/2004	7.61E+03
806	SU4	7/28/2004	7.75E+03
807	SU4	7/28/2004	7.59E+03
808	SU4	7/28/2004	6.35E+03
809	SU4	7/28/2004	6.94E+03
810	SU4	7/28/2004	6.92E+03
811	SU4	7/28/2004	6.81E+03
812	SU4	7/28/2004	8.85E+03
813	SU4	7/28/2004	1.08E+04
814	SU4	7/28/2004	9.03E+03
815	SU4	7/28/2004	9.45E+03
816	SU4	7/28/2004	9.97E+03
817	SU4	7/28/2004	8.81E+03
818	SU4	7/28/2004	1.04E+04
819	SU4	7/28/2004	1.08E+04
820	SU4	7/28/2004	1.06E+04
821	SU4	7/28/2004	9.60E+03
822	SU4	7/28/2004	8.01E+03
823	SU4	7/28/2004	7.20E+03
824	SU4	7/28/2004	6.48E+03
825	SU4	7/28/2004	6.91E+03
826	SU4	7/28/2004	8.25E+03
827	SU4	7/28/2004	8.79E+03
828	SU4	7/28/2004	7.05E+03
829	SU4	7/28/2004	6.12E+03
830	SU4	7/28/2004	6.04E+03
831	SU4	7/28/2004	6.02E+03
832	SU4	7/28/2004	6.30E+03
833	SU4	7/28/2004	6.67E+03
834	SU4	7/28/2004	6.38E+03
835	SU4	7/28/2004	6.18E+03
836	SU4	7/28/2004	6.33E+03
837	SU4	7/28/2004	6.92E+03
838	SU4	7/28/2004	7.61E+03
839	SU4	7/28/2004	6.64E+03

RVAAP West Tank Farm Gamma Scan Data Sheet

Survey Point	Survey Unit	Date Surveyed	Gross CPM
840	SU4	7/28/2004	6.98E+03
841	SU4	7/28/2004	6.12E+03
842	SU4	7/28/2004	5.96E+03
843	SU4	7/28/2004	8.76E+03
844	SU4	7/28/2004	6.72E+03
845	SU4	7/28/2004	7.87E+03
846	SU4	7/28/2004	6.42E+03
847	SU4	7/28/2004	7.39E+03
848	SU4	7/28/2004	7.21E+03
849	SU4	7/28/2004	6.71E+03
850	SU4	7/28/2004	8.37E+03
851	SU4	7/28/2004	7.24E+03
852	SU4	7/28/2004	6.07E+03
853	SU4	7/28/2004	5.31E+03
854	SU4	7/28/2004	5.67E+03
855	SU4	7/28/2004	6.48E+03
856	SU4	7/28/2004	7.25E+03
857	SU4	7/28/2004	6.10E+03
858	SU4	7/28/2004	6.75E+03
859	SU4	7/28/2004	1.06E+04
860	SU4	7/28/2004	1.04E+04
861	SU4	7/28/2004	1.01E+04
862	SU4	7/28/2004	8.47E+03
863	SU4	7/28/2004	9.66E+03
864	SU4	7/28/2004	8.77E+03
865	SU4	7/28/2004	1.10E+04
866	SU4	7/28/2004	9.74E+03
867	SU4	7/28/2004	1.13E+04
868	SU4	7/28/2004	1.04E+04
869	SU4	7/28/2004	9.06E+03
870	SU4	7/28/2004	1.06E+04
871	SU4	7/28/2004	1.06E+04
872	SU4	7/28/2004	8.01E+03
873	SU4	7/28/2004	7.16E+03
874	SU4	7/28/2004	6.95E+03
875	SU4	7/28/2004	5.67E+03
876	SU4	7/28/2004	6.20E+03
877	SU4	7/28/2004	5.85E+03
878	SU4	7/28/2004	9.39E+03
879	SU4	7/28/2004	8.10E+03
880	SU4	7/28/2004	7.51E+03
881	SU4	7/28/2004	8.68E+03
882	SU4	7/28/2004	7.35E+03
883	SU4	7/28/2004	1.13E+04
884	SU4	7/28/2004	9.31E+03
885	SU4	7/28/2004	1.15E+04
886	SU4	7/28/2004	1.11E+04
887	SU4	7/28/2004	9.24E+03
888	SU4	7/28/2004	7.05E+03
889	SU4	7/28/2004	6.03E+03
890	SU4	7/28/2004	7.52E+03
891	SU4	7/28/2004	7.74E+03
892	SU4	7/28/2004	7.79E+03
893	SU4	7/28/2004	7.54E+03
894	SU4	7/28/2004	6.40E+03
895	SU4	7/28/2004	7.34E+03
896	SU4	7/28/2004	5.84E+03
897	SU4	7/28/2004	6.41E+03
898	SU4	7/28/2004	6.02E+03
899	SU4	7/28/2004	6.76E+03

RVAAP West Tank Farm Gamma Scan Data Sheet

Survey Point	Survey Unit	Date Surveyed	Gross CPM
900	SU4	7/28/2004	**7.17E+03**
901	SU4	7/28/2004	**6.64E+03**
902	SU4	7/28/2004	**6.23E+03**
903	SU4	7/28/2004	**7.10E+03**
904	SU4	7/28/2004	**7.74E+03**
905	SU4	7/28/2004	**7.21E+03**
906	SU4	7/28/2004	**6.85E+03**
907	SU4	7/28/2004	**7.47E+03**
908	SU4	7/28/2004	**6.51E+03**
909	SU4	7/28/2004	**5.82E+03**
910	SU4	7/28/2004	**7.08E+03**
911	SU4	7/28/2004	**7.65E+03**
912	SU4	7/28/2004	**1.02E+04**
913	SU4	7/28/2004	**8.57E+03**
914	SU4	7/28/2004	**9.77E+03**
915	SU4	7/28/2004	**9.70E+03**
916	SU4	7/28/2004	**7.97E+03**
917	SU4	7/28/2004	**7.92E+03**
918	SU4	7/28/2004	**7.59E+03**
919	SU4	7/28/2004	**5.95E+03**
920	SU4	7/28/2004	**7.27E+03**
921	SU4	7/28/2004	**7.36E+03**
922	SU4	7/28/2004	**6.96E+03**
923	SU4	7/28/2004	**6.47E+03**
924	SU4	7/28/2004	**6.36E+03**
925	SU4	7/28/2004	**5.86E+03**
926	SU4	7/28/2004	**6.09E+03**
927	SU4	7/28/2004	**5.99E+03**
928	SU4	7/28/2004	**5.73E+03**
929	SU4	7/28/2004	**7.31E+03**
930	SU4	7/28/2004	**6.74E+03**
931	SU4	7/28/2004	**6.57E+03**
932	SU4	7/28/2004	**6.49E+03**
933	SU4	7/28/2004	**6.34E+03**
934	SU4	7/28/2004	**5.71E+03**
935	SU4	7/28/2004	**9.13E+03**
936	SU4	7/28/2004	**9.36E+03**
937	SU4	7/28/2004	**8.78E+03**
938	SU4	7/28/2004	**6.96E+03**
939	SU4	7/28/2004	**8.49E+03**
940	SU4	7/28/2004	**7.34E+03**
941	SU4	7/28/2004	**8.19E+03**
942	SU4	7/28/2004	**6.31E+03**
943	SU4	7/28/2004	**7.00E+03**
944	SU4	7/28/2004	**7.24E+03**
945	SU4	7/28/2004	**6.25E+03**
946	SU4	7/28/2004	**5.60E+03**
947	SU4	7/28/2004	**5.48E+03**
948	SU4	7/28/2004	**6.98E+03**
949	SU4	7/28/2004	**1.22E+04**
950	SU4	7/28/2004	**1.05E+04**
951	SU4	7/28/2004	**9.37E+03**
952	SU4	7/28/2004	**9.71E+03**
953	SU4	7/28/2004	**1.04E+04**
954	SU4	7/28/2004	**8.98E+03**
955	SU4	7/28/2004	**9.58E+03**
956	SU4	7/28/2004	**9.33E+03**
957	SU4	7/28/2004	**9.50E+03**
958	SU4	7/28/2004	**1.00E+04**
959	SU4	7/28/2004	**1.09E+04**

RVAAP West Tank Farm Gamma Scan Data Sheet

Survey Point	Survey Unit	Date Surveyed	Gross CPM
960	SU4	7/28/2004	**8.53E+03**
961	SU4	7/28/2004	**5.93E+03**
962	SU4	7/28/2004	**5.70E+03**
963	SU4	7/28/2004	**5.48E+03**
964	SU4	7/28/2004	**7.59E+03**
965	SU4	7/28/2004	**7.38E+03**
966	SU4	7/28/2004	**8.03E+03**
967	SU4	7/28/2004	**5.89E+03**
968	SU4	7/28/2004	**6.63E+03**
969	SU4	7/28/2004	**7.26E+03**
970	SU4	7/28/2004	**7.04E+03**
971	SU4	7/28/2004	**6.15E+03**
972	SU4	7/28/2004	**6.75E+03**
973	SU4	7/28/2004	**6.83E+03**
974	SU4	7/28/2004	**5.97E+03**
975	SU4	7/28/2004	**5.86E+03**
976	SU4	7/28/2004	**6.45E+03**
977	SU4	7/28/2004	**7.37E+03**
978	SU4	7/28/2004	**6.11E+03**
979	SU4	7/28/2004	**6.66E+03**
980	SU4	7/28/2004	**7.43E+03**
981	SU4	7/28/2004	**6.86E+03**
982	SU4	7/28/2004	**6.68E+03**
983	SU4	7/28/2004	**7.32E+03**
984	SU4	7/28/2004	**7.03E+03**
985	SU4	7/28/2004	**6.27E+03**
986	SU4	7/28/2004	**7.23E+03**
987	SU4	7/28/2004	**9.01E+03**
988	SU4	7/28/2004	**7.99E+03**
989	SU4	7/28/2004	**1.04E+04**
990	SU4	7/28/2004	**1.28E+04**
991	SU4	7/28/2004	**1.23E+04**
992	SU4	7/28/2004	**1.14E+04**
993	SU4	7/28/2004	**1.06E+04**
994	SU4	7/28/2004	**1.06E+04**
995	SU4	7/28/2004	**9.13E+03**
996	SU4	7/28/2004	**9.89E+03**
997	SU4	7/28/2004	**8.66E+03**
998	SU4	7/28/2004	**9.88E+03**
999	SU4	7/28/2004	**1.02E+04**
1000	SU4	7/28/2004	**6.28E+03**
1001	SU4	7/28/2004	**6.71E+03**
1002	SU4	7/28/2004	**6.79E+03**
1003	SU4	7/28/2004	**6.52E+03**
1004	SU4	7/28/2004	**7.28E+03**
1005	SU4	7/28/2004	**7.70E+03**
1006	SU4	7/28/2004	**8.31E+03**
1007	SU4	7/28/2004	**7.29E+03**
1008	SU4	7/28/2004	**6.08E+03**
1009	SU4	7/28/2004	**6.84E+03**
1010	SU4	7/28/2004	**7.32E+03**
1011	SU4	7/28/2004	**6.67E+03**
1012	SU4	7/28/2004	**5.79E+03**
1013	SU4	7/28/2004	**5.71E+03**
1014	SU4	7/28/2004	**6.76E+03**
1015	SU4	7/28/2004	**5.63E+03**
1016	SU4	7/28/2004	**5.62E+03**
1017	SU4	7/28/2004	**6.15E+03**
1018	SU4	7/28/2004	**6.68E+03**
1019	SU4	7/28/2004	**7.09E+03**

RVAAP West Tank Farm Gamma Scan Data Sheet

Survey Point	Survey Unit	Date Surveyed	Gross CPM
1020	SU4	7/28/2004	**6.94E+03**
1021	SU4	7/28/2004	**5.79E+03**
1022	SU4	7/28/2004	**7.04E+03**
1023	SU4	7/28/2004	**7.52E+03**
1024	SU4	7/28/2004	**7.62E+03**
1025	SU4	7/28/2004	**8.21E+03**
1026	SU4	7/28/2004	**8.37E+03**
1027	SU4	7/28/2004	**6.69E+03**
1028	SU4	7/28/2004	**6.74E+03**
1029	SU4	7/28/2004	**6.00E+03**
1030	SU4	7/28/2004	**6.53E+03**
1031	SU4	7/28/2004	**6.57E+03**
1032	SU4	7/28/2004	**9.27E+03**
1033	SU4	7/28/2004	**1.15E+04**
1034	SU4	7/28/2004	**1.10E+04**
1035	SU4	7/28/2004	**1.16E+04**
1036	SU4	7/28/2004	**1.03E+04**
1037	SU4	7/28/2004	**1.00E+04**
1038	SU4	7/28/2004	**1.09E+04**
1039	SU4	7/28/2004	**9.83E+03**
1040	SU4	7/28/2004	**1.16E+04**
1041	SU4	7/28/2004	**1.19E+04**
1042	SU4	7/28/2004	**9.86E+03**
1043	SU4	7/28/2004	**9.07E+03**
1044	SU4	7/28/2004	**1.00E+04**
1045	SU4	7/28/2004	**8.10E+03**
1046	SU4	7/28/2004	**6.33E+03**
1047	SU4	7/28/2004	**6.28E+03**
1048	SU4	7/28/2004	**7.49E+03**
1049	SU4	7/28/2004	**8.45E+03**
1050	SU4	7/28/2004	**8.55E+03**
1051	SU4	7/28/2004	**5.81E+03**
1052	SU4	7/28/2004	**6.03E+03**
1053	SU4	7/28/2004	**5.58E+03**
1054	SU4	7/28/2004	**6.56E+03**
1055	SU4	7/28/2004	**7.11E+03**
1056	SU4	7/28/2004	**6.47E+03**
1057	SU4	7/28/2004	**6.50E+03**
1058	SU4	7/28/2004	**6.42E+03**
1059	SU4	7/28/2004	**8.61E+03**
1060	SU4	7/28/2004	**6.05E+03**
1061	SU4	7/28/2004	**6.52E+03**
1062	SU4	7/28/2004	**6.54E+03**
1063	SU4	7/28/2004	**5.84E+03**
1064	SU4	7/28/2004	**7.35E+03**
1065	SU4	7/28/2004	**6.09E+03**
1066	SU4	7/28/2004	**6.53E+03**
1067	SU4	7/28/2004	**6.45E+03**
1068	SU4	7/28/2004	**6.56E+03**
1069	SU4	7/28/2004	**7.39E+03**
1070	SU4	7/28/2004	**6.71E+03**
1071	SU4	7/28/2004	**7.63E+03**
1072	SU4	7/28/2004	**8.25E+03**
1073	SU4	7/28/2004	**7.55E+03**
1074	SU4	7/28/2004	**6.28E+03**
1075	SU4	7/28/2004	**6.58E+03**
1076	SU4	7/28/2004	**6.68E+03**
1077	SU4	7/28/2004	**7.50E+03**
1078	SU4	7/28/2004	**9.35E+03**
1079	SU4	7/28/2004	**1.02E+04**

RVAAP West Tank Farm Gamma Scan Data Sheet

Survey Point	Survey Unit	Date Surveyed	Gross CPM
1080	SU4	7/28/2004	9.01E+03
1081	SU4	7/28/2004	1.01E+04
1082	SU4	7/28/2004	1.11E+04
1083	SU4	7/28/2004	9.47E+03
1084	SU4	7/28/2004	9.74E+03
1085	SU4	7/28/2004	9.54E+03
1086	SU4	7/28/2004	7.64E+03
1087	SU4	7/28/2004	6.17E+03
1088	SU4	7/28/2004	5.65E+03
1089	SU4	7/28/2004	5.69E+03
1090	SU4	7/28/2004	6.75E+03
1091	SU4	7/28/2004	9.41E+03
1092	SU4	7/28/2004	7.89E+03
1093	SU4	7/28/2004	7.20E+03
1094	SU4	7/28/2004	6.17E+03
1095	SU4	7/28/2004	7.09E+03
1096	SU4	7/28/2004	6.46E+03
1097	SU4	7/28/2004	5.90E+03
1098	SU4	7/28/2004	5.99E+03
1099	SU4	7/28/2004	6.16E+03
1100	SU4	7/28/2004	5.43E+03
1101	SU4	7/28/2004	5.88E+03
1102	SU4	7/28/2004	7.24E+03
1103	SU4	7/28/2004	6.98E+03
1104	SU4	7/28/2004	7.69E+03
1105	SU4	7/28/2004	6.68E+03
1106	SU4	7/28/2004	6.52E+03
1107	SU4	7/28/2004	6.12E+03
1108	SU4	7/28/2004	5.65E+03
1109	SU4	7/28/2004	6.76E+03
1110	SU4	7/28/2004	5.45E+03
1111	SU4	7/28/2004	6.64E+03
1112	SU4	7/28/2004	5.71E+03
1113	SU4	7/28/2004	5.79E+03
1114	SU4	7/28/2004	6.63E+03
1115	SU4	7/28/2004	6.72E+03
1116	SU4	7/28/2004	8.35E+03
1117	SU4	7/28/2004	8.59E+03
1118	SU4	7/28/2004	8.17E+03
1119	SU4	7/28/2004	8.32E+03
1120	SU4	7/28/2004	7.27E+03
1121	SU4	7/28/2004	6.03E+03
1122	SU4	7/28/2004	6.14E+03
1123	SU4	7/28/2004	6.74E+03
1124	SU4	7/28/2004	6.77E+03
1125	SU4	7/28/2004	9.05E+03
1126	SU4	7/28/2004	9.41E+03
1127	SU4	7/28/2004	1.16E+04
1128	SU4	7/28/2004	1.13E+04
1129	SU4	7/28/2004	1.06E+04
1130	SU4	7/28/2004	9.14E+03
1131	SU4	7/28/2004	1.02E+04
1132	SU4	7/28/2004	1.09E+04
1133	SU4	7/28/2004	8.90E+03
1134	SU4	7/28/2004	9.48E+03
1135	SU4	7/28/2004	1.02E+04
1136	SU4	7/28/2004	1.00E+04
1137	SU4	7/28/2004	1.08E+04
1138	SU4	7/28/2004	9.04E+03
1139	SU4	7/28/2004	9.31E+03

RVAAP West Tank Farm Gamma Scan Data Sheet

Survey Point	Survey Unit	Date Surveyed	Gross CPM
1140	SU4	7/28/2004	**6.49E+03**
1141	SU4	7/28/2004	**5.54E+03**
1142	SU4	7/28/2004	**6.48E+03**
1143	SU4	7/28/2004	**6.22E+03**
1144	SU4	7/28/2004	**6.13E+03**
1145	SU4	7/28/2004	**6.75E+03**
1146	SU4	7/28/2004	**8.06E+03**
1147	SU4	7/28/2004	**6.75E+03**
1148	SU4	7/28/2004	**4.73E+03**
1149	SU4	7/28/2004	**7.24E+03**
1150	SU4	7/28/2004	**6.20E+03**
1151	SU4	7/28/2004	**6.80E+03**
1152	SU4	7/28/2004	**6.63E+03**
1153	SU4	7/28/2004	**7.08E+03**
1154	SU4	7/28/2004	**6.28E+03**
1155	SU4	7/28/2004	**6.37E+03**
1156	SU4	7/28/2004	**6.36E+03**
1157	SU4	7/28/2004	**6.30E+03**
1158	SU4	7/28/2004	**6.54E+03**
1159	SU4	7/28/2004	**7.25E+03**
1160	SU4	7/28/2004	**7.21E+03**
1161	SU4	7/28/2004	**6.71E+03**
1162	SU4	7/28/2004	**5.86E+03**
1163	SU4	7/28/2004	**7.61E+03**
1164	SU4	7/28/2004	**8.39E+03**
1165	SU4	7/28/2004	**1.01E+04**
1166	SU4	7/28/2004	**8.93E+03**
1167	SU4	7/28/2004	**7.33E+03**
1168	SU4	7/28/2004	**7.18E+03**
1169	SU4	7/28/2004	**6.70E+03**
1170	SU4	7/28/2004	**6.98E+03**
1171	SU4	7/28/2004	**6.31E+03**
1172	SU4	7/28/2004	**9.05E+03**
1173	SU4	7/28/2004	**7.91E+03**
1174	SU4	7/28/2004	**8.54E+03**
1175	SU4	7/28/2004	**1.07E+04**
1176	SU4	7/28/2004	**9.31E+03**
1177	SU4	7/28/2004	**8.34E+03**
1178	SU4	7/28/2004	**9.34E+03**
1179	SU4	7/28/2004	**8.82E+03**
1180	SU4	7/28/2004	**9.13E+03**
1181	SU4	7/28/2004	**8.98E+03**
1182	SU4	7/28/2004	**6.84E+03**
1183	SU4	7/28/2004	**6.77E+03**
1184	SU4	7/28/2004	**6.25E+03**
1185	SU4	7/28/2004	**6.75E+03**
1186	SU4	7/28/2004	**6.95E+03**
1187	SU4	7/28/2004	**6.74E+03**
1188	SU4	7/28/2004	**9.24E+03**
1189	SU4	7/28/2004	**1.12E+04**
1190	SU4	7/28/2004	**1.07E+04**
1191	SU4	7/28/2004	**1.06E+04**
1192	SU4	7/28/2004	**8.60E+03**
1193	SU4	7/28/2004	**7.70E+03**
1194	SU4	7/28/2004	**5.92E+03**
1195	SU4	7/28/2004	**6.66E+03**
1196	SU4	7/28/2004	**6.04E+03**
1197	SU4	7/28/2004	**6.04E+03**
1198	SU4	7/28/2004	**6.32E+03**
1199	SU4	7/28/2004	**5.76E+03**

RVAAP West Tank Farm Gamma Scan Data Sheet

Survey Point	Survey Unit	Date Surveyed	Gross CPM
1200	SU4	7/28/2004	**5.48E+03**
1201	SU4	7/28/2004	**6.24E+03**
1202	SU4	7/28/2004	**5.92E+03**
1203	SU4	7/28/2004	**6.85E+03**
1204	SU4	7/28/2004	**6.25E+03**
1205	SU4	7/28/2004	**7.42E+03**
1206	SU4	7/28/2004	**6.20E+03**
1207	SU4	7/28/2004	**6.10E+03**
1208	SU4	7/28/2004	**6.23E+03**
1209	SU4	7/28/2004	**5.83E+03**
1210	SU4	7/28/2004	**6.25E+03**
1211	SU4	7/28/2004	**6.70E+03**
1212	SU4	7/28/2004	**6.60E+03**
1213	SU4	7/28/2004	**5.70E+03**
1214	SU4	7/28/2004	**8.35E+03**
1215	SU4	7/28/2004	**7.72E+03**
1216	SU4	7/28/2004	**7.70E+03**
1217	SU4	7/28/2004	**7.07E+03**
1218	SU4	7/28/2004	**7.16E+03**
1219	SU4	7/28/2004	**6.58E+03**
1220	SU4	7/28/2004	**5.48E+03**
1221	SU4	7/28/2004	**6.21E+03**
1222	SU4	7/28/2004	**6.86E+03**
1223	SU4	7/28/2004	**9.15E+03**
1224	SU4	7/28/2004	**8.88E+03**
1225	SU4	7/28/2004	**1.04E+04**
1226	SU4	7/28/2004	**1.01E+04**
1227	SU4	7/28/2004	**1.05E+04**
1228	SU4	7/28/2004	**1.08E+04**
1229	SU4	7/28/2004	**1.00E+04**
1230	SU4	7/28/2004	**1.02E+04**
1231	SU4	7/28/2004	**9.49E+03**
1232	SU4	7/28/2004	**1.12E+04**
1233	SU4	7/28/2004	**1.04E+04**
1234	SU4	7/28/2004	**1.09E+04**
1235	SU4	7/28/2004	**1.10E+04**
1236	SU4	7/28/2004	**9.33E+03**
1237	SU4	7/28/2004	**8.02E+03**
1238	SU4	7/28/2004	**6.52E+03**
1239	SU4	7/28/2004	**6.24E+03**
1240	SU4	7/28/2004	**5.90E+03**
1241	SU4	7/28/2004	**5.79E+03**
1242	SU4	7/28/2004	**6.60E+03**
1243	SU4	7/28/2004	**8.19E+03**
1244	SU4	7/28/2004	**7.33E+03**
1245	SU4	7/28/2004	**7.59E+03**
1246	SU4	7/28/2004	**7.29E+03**
1247	SU4	7/28/2004	**5.99E+03**
1248	SU4	7/28/2004	**5.92E+03**
1249	SU4	7/28/2004	**6.17E+03**
1250	SU4	7/28/2004	**6.00E+03**
1251	SU4	7/28/2004	**5.98E+03**
1252	SU4	7/28/2004	**6.65E+03**
1253	SU4	7/28/2004	**6.33E+03**
1254	SU4	7/28/2004	**6.30E+03**
1255	SU4	7/28/2004	**7.91E+03**
1256	SU4	7/28/2004	**7.96E+03**
1257	SU4	7/28/2004	**7.27E+03**
1258	SU4	7/28/2004	**6.41E+03**
1259	SU4	7/28/2004	**6.74E+03**

Survey Point	Survey Unit	Date Surveyed	Gross CPM
1260	SU4	7/28/2004	**5.96E+03**
1261	SU4	7/28/2004	**5.69E+03**
1262	SU4	7/28/2004	**5.47E+03**
1263	SU4	7/28/2004	**6.11E+03**
1264	SU4	7/28/2004	**6.62E+03**
1265	SU4	7/28/2004	**5.81E+03**
1266	SU4	7/28/2004	**7.39E+03**
1267	SU4	7/28/2004	**6.87E+03**
1268	SU4	7/28/2004	**6.65E+03**
1269	SU4	7/28/2004	**6.89E+03**
1270	SU4	7/28/2004	**7.52E+03**
1271	SU4	7/28/2004	**1.10E+04**
1272	SU4	7/28/2004	**1.03E+04**
1273	SU4	7/28/2004	**1.03E+04**
1274	SU4	7/28/2004	**7.71E+03**
1275	SU4	7/28/2004	**6.04E+03**
1276	SU4	7/28/2004	**6.09E+03**
1277	SU4	7/28/2004	**7.31E+03**
1278	SU4	7/28/2004	**7.68E+03**
1279	SU4	7/28/2004	**6.93E+03**
1280	SU4	7/28/2004	**1.14E+04**
1281	SU4	7/28/2004	**9.54E+03**
1282	SU4	7/28/2004	**8.72E+03**
1283	SU4	7/28/2004	**8.11E+03**
1284	SU4	7/28/2004	**6.52E+03**
1285	SU4	7/28/2004	**7.00E+03**
1286	SU4	7/28/2004	**5.81E+03**
1287	SU4	7/28/2004	**8.24E+03**
1288	SU4	7/28/2004	**1.06E+04**
1289	SU4	7/28/2004	**1.05E+04**
1290	SU4	7/28/2004	**1.08E+04**
1291	SU4	7/28/2004	**7.06E+03**
1292	SU4	7/28/2004	**6.14E+03**
1293	SU4	7/28/2004	**5.77E+03**
1294	SU4	7/28/2004	**7.66E+03**
1295	SU4	7/28/2004	**6.31E+03**
1296	SU4	7/28/2004	**5.83E+03**
1297	SU4	7/28/2004	**5.70E+03**
1298	SU4	7/28/2004	**5.70E+03**
1299	SU4	7/28/2004	**6.51E+03**
1300	SU4	7/28/2004	**7.64E+03**
1301	SU4	7/28/2004	**5.45E+03**
1302	SU4	7/28/2004	**6.69E+03**
1303	SU4	7/28/2004	**6.28E+03**
1304	SU4	7/28/2004	**5.44E+03**
1305	SU4	7/28/2004	**5.70E+03**
1306	SU4	7/28/2004	**6.78E+03**
1307	SU4	7/28/2004	**5.80E+03**
1308	SU4	7/28/2004	**7.73E+03**
1309	SU4	7/28/2004	**7.27E+03**
1310	SU4	7/28/2004	**6.13E+03**
1311	SU4	7/28/2004	**7.04E+03**
1312	SU4	7/28/2004	**6.27E+03**
1313	SU4	7/28/2004	**5.99E+03**
1314	SU4	7/28/2004	**6.53E+03**
1315	SU4	7/28/2004	**6.68E+03**
1316	SU4	7/28/2004	**8.02E+03**
1317	SU4	7/28/2004	**8.01E+03**
1318	SU4	7/28/2004	**1.01E+04**
1319	SU4	7/28/2004	**1.08E+04**

RVAAP West Tank Farm Gamma Scan Data Sheet

Survey Point	Survey Unit	Date Surveyed	Gross CPM
1320	SU4	7/28/2004	9.67E+03
1321	SU4	7/28/2004	1.07E+04
1322	SU4	7/28/2004	1.10E+04
1323	SU4	7/28/2004	1.18E+04
1324	SU4	7/28/2004	1.08E+04
1325	SU4	7/28/2004	1.13E+04
1326	SU4	7/28/2004	1.00E+04
1327	SU4	7/28/2004	9.29E+03
1328	SU4	7/28/2004	9.59E+03
1329	SU4	7/28/2004	1.10E+04
1330	SU4	7/28/2004	8.01E+03
1331	SU4	7/28/2004	7.99E+03
1332	SU4	7/28/2004	7.05E+03
1333	SU4	7/28/2004	5.75E+03
1334	SU4	7/28/2004	6.85E+03
1335	SU4	7/28/2004	5.69E+03
1336	SU4	7/28/2004	6.30E+03
1337	SU4	7/28/2004	6.20E+03
1338	SU4	7/28/2004	6.39E+03
1339	SU4	7/28/2004	7.44E+03
1340	SU4	7/28/2004	7.22E+03
1341	SU4	7/28/2004	6.94E+03
1342	SU4	7/28/2004	5.60E+03
1343	SU4	7/28/2004	7.03E+03
1344	SU4	7/28/2004	5.90E+03
1345	SU4	7/28/2004	7.15E+03
1346	SU4	7/28/2004	7.12E+03
1347	SU4	7/28/2004	6.88E+03
1348	SU4	7/28/2004	6.22E+03
1349	SU4	7/28/2004	6.93E+03
1350	SU4	7/28/2004	5.69E+03
1351	SU4	7/28/2004	6.91E+03
1352	SU4	7/28/2004	6.21E+03
1353	SU4	7/28/2004	5.79E+03
1354	SU4	7/28/2004	6.04E+03
1355	SU4	7/28/2004	5.93E+03
1356	SU4	7/28/2004	5.86E+03
1357	SU4	7/28/2004	6.70E+03
1358	SU4	7/28/2004	7.15E+03
1359	SU4	7/28/2004	6.54E+03
1360	SU4	7/28/2004	6.59E+03
1361	SU4	7/28/2004	8.87E+03
1362	SU4	7/28/2004	9.80E+03
1363	SU4	7/28/2004	9.13E+03
1364	SU4	7/28/2004	7.19E+03
1365	SU4	7/28/2004	7.31E+03
1366	SU4	7/28/2004	5.78E+03
1367	SU4	7/28/2004	7.80E+03
1368	SU4	7/28/2004	7.36E+03
1369	SU4	7/28/2004	6.83E+03
1370	SU4	7/28/2004	8.63E+03
1371	SU4	7/28/2004	9.24E+03
1372	SU4	7/28/2004	6.17E+03
1373	SU4	7/28/2004	6.32E+03
1374	SU4	7/28/2004	6.47E+03
1375	SU4	7/28/2004	6.57E+03
1376	SU4	7/28/2004	7.78E+03
1377	SU4	7/28/2004	6.51E+03
1378	SU4	7/28/2004	6.60E+03
1379	SU4	7/28/2004	8.44E+03

RVAAP West Tank Farm Gamma Scan Data Sheet

Survey Point	Survey Unit	Date Surveyed	Gross CPM
1380	SU4	7/28/2004	9.60E+03
1381	SU4	7/28/2004	9.78E+03
1382	SU4	7/28/2004	8.40E+03
1383	SU4	7/28/2004	8.63E+03
1384	SU4	7/28/2004	8.54E+03
1385	SU4	7/28/2004	8.71E+03
1386	SU4	7/28/2004	1.00E+04
1387	SU4	7/28/2004	7.20E+03
1388	SU4	7/28/2004	7.62E+03
1389	SU4	7/28/2004	8.23E+03
1390	SU4	7/28/2004	9.66E+03
1391	SU4	7/28/2004	8.54E+03
1392	SU4	7/28/2004	9.02E+03
1393	SU4	7/28/2004	9.26E+03
1394	SU4	7/28/2004	8.40E+03
1395	SU4	7/28/2004	9.29E+03
1396	SU4	7/28/2004	8.38E+03
1397	SU4	7/28/2004	6.94E+03
1398	SU4	7/28/2004	8.37E+03
1399	SU4	7/28/2004	1.04E+04
1400	SU4	7/28/2004	1.23E+04
1401	SU4	7/28/2004	1.19E+04
1402	SU4	7/28/2004	1.19E+04
1403	SU4	7/28/2004	1.43E+04
1404	SU4	7/28/2004	1.40E+04
1405	SU4	7/28/2004	1.31E+04
1406	SU4	7/28/2004	1.07E+04
1407	SU4	7/28/2004	1.09E+04
1408	SU4	7/28/2004	1.41E+04
1409	SU4	7/28/2004	7.71E+03
1410	SU4	7/28/2004	9.58E+03
1411	SU4	7/28/2004	8.55E+03
1412	SU4	7/28/2004	7.30E+03
1413	SU4	7/28/2004	9.90E+03
1414	SU4	7/28/2004	1.09E+04
1415	SU4	7/28/2004	9.03E+03
1416	SU4	7/28/2004	1.15E+04
1417	SU4	7/28/2004	9.93E+03
1418	SU4	7/28/2004	1.02E+04
1419	SU4	7/28/2004	9.74E+03
1420	SU4	7/28/2004	1.23E+04
1421	SU4	7/28/2004	1.17E+04
1422	SU4	7/28/2004	9.63E+03
1423	SU4	7/28/2004	1.07E+04
1424	SU4	7/28/2004	1.24E+04
1425	SU4	7/28/2004	8.48E+03
1426	SU4	7/28/2004	8.62E+03
1427	SU4	7/28/2004	7.85E+03
1428	SU4	7/28/2004	6.00E+03
1429	SU4	7/28/2004	7.40E+03
1430	SU4	7/28/2004	8.12E+03
1431	SU4	7/28/2004	7.25E+03
1432	SU4	7/28/2004	7.55E+03
1433	SU4	7/28/2004	7.63E+03
1434	SU4	7/28/2004	8.87E+03
1435	SU4	7/28/2004	8.25E+03
1436	SU4	7/28/2004	8.55E+03
1437	SU4	7/28/2004	7.47E+03
1438	SU4	7/28/2004	6.72E+03
1439	SU4	7/28/2004	6.96E+03

RVAAP West Tank Farm Gamma Scan Data Sheet

Survey Point	Survey Unit	Date Surveyed	Gross CPM
1440	SU4	7/28/2004	7.25E+03
1441	SU4	7/28/2004	8.38E+03
1442	SU4	7/28/2004	7.40E+03
1443	SU4	7/28/2004	6.03E+03
1444	SU4	7/28/2004	6.97E+03
1445	SU4	7/28/2004	1.15E+04
1446	SU4	7/28/2004	1.19E+04
1447	SU4	7/28/2004	1.23E+04
1448	SU4	7/28/2004	1.20E+04
1449	SU4	7/28/2004	1.21E+04
1450	SU4	7/28/2004	9.40E+03
1451	SU4	7/28/2004	1.06E+04
1452	SU4	7/28/2004	1.28E+04
1453	SU4	7/28/2004	9.59E+03
1454	SU4	7/28/2004	9.17E+03
1455	SU4	7/28/2004	6.29E+03
1456	SU4	7/28/2004	7.43E+03
1457	SU4	7/28/2004	7.75E+03
1458	SU4	7/28/2004	1.05E+04
1459	SU4	7/28/2004	9.04E+03
1460	SU4	7/28/2004	7.07E+03
1461	SU4	7/28/2004	1.10E+04
1462	SU4	7/28/2004	8.82E+03
1463	SU4	7/28/2004	1.04E+04
1464	SU4	7/28/2004	1.12E+04
1465	SU4	7/28/2004	1.17E+04
1466	SU4	7/28/2004	1.28E+04
1467	SU4	7/28/2004	1.00E+04
1468	SU4	7/28/2004	1.06E+04
1469	SU4	7/28/2004	9.07E+03
1470	SU4	7/28/2004	9.28E+03
1471	SU4	7/28/2004	9.78E+03
1472	SU4	7/28/2004	1.05E+04
1473	SU4	7/28/2004	1.26E+04
1474	SU4	7/28/2004	1.33E+04
1475	SU4	7/28/2004	1.27E+04
1476	SU4	7/28/2004	1.10E+04
1477	SU4	7/28/2004	1.11E+04
1478	SU4	7/28/2004	1.01E+04
1479	SU4	7/28/2004	7.79E+03
1480	SU4	7/28/2004	9.48E+03
1481	SU4	7/28/2004	9.17E+03
1482	SU4	7/28/2004	1.02E+04
1483	SU4	7/28/2004	1.52E+04
1484	SU4	7/28/2004	1.07E+04
1485	SU4	7/28/2004	9.91E+03
1486	SU4	7/28/2004	9.15E+03
1487	SU4	7/28/2004	8.56E+03
1488	SU4	7/28/2004	8.66E+03
1489	SU4	7/28/2004	9.93E+03
1490	SU4	7/28/2004	8.10E+03
1491	SU4	7/28/2004	1.13E+04
1492	SU4	7/28/2004	1.04E+04
1493	SU4	7/28/2004	8.36E+03
1494	SU4	7/28/2004	8.90E+03
1495	SU4	7/28/2004	1.19E+04
1496	SU4	7/28/2004	1.11E+04
1497	SU4	7/28/2004	8.09E+03
1498	SU4	7/28/2004	1.02E+04
1499	SU4	7/28/2004	8.91E+03

RVAAP West Tank Farm Gamma Scan Data Sheet

Survey Point	Survey Unit	Date Surveyed	Gross CPM
1500	SU4	7/28/2004	**7.60E+03**
1501	SU4	7/28/2004	**9.74E+03**
1502	SU4	7/28/2004	**9.50E+03**
1503	SU4	7/28/2004	**1.05E+04**
1504	SU4	7/28/2004	**9.59E+03**
1505	SU4	7/28/2004	**9.70E+03**
1506	SU4	7/28/2004	**9.98E+03**
1507	SU4	7/28/2004	**1.01E+04**
1508	SU4	7/28/2004	**8.71E+03**
1509	SU4	7/28/2004	**8.99E+03**
1510	SU4	7/28/2004	**9.91E+03**
1511	SU4	7/28/2004	**9.96E+03**
1512	SU4	7/28/2004	**8.53E+03**
1513	SU4	7/28/2004	**9.31E+03**
1514	SU4	7/28/2004	**9.53E+03**
1515	SU4	7/28/2004	**1.05E+04**
1516	SU4	7/28/2004	**9.57E+03**
1517	SU4	7/28/2004	**9.67E+03**
1518	SU4	7/28/2004	**9.62E+03**
1519	SU4	7/28/2004	**8.60E+03**
1520	SU4	7/28/2004	**1.02E+04**
1521	SU4	7/28/2004	**9.03E+03**
1522	SU4	7/28/2004	**8.83E+03**
1523	SU4	7/28/2004	**8.75E+03**
1524	SU4	7/28/2004	**9.83E+03**
1525	SU4	7/28/2004	**9.21E+03**
1526	SU4	7/28/2004	**9.92E+03**
1527	SU4	7/28/2004	**9.82E+03**
1528	SU4	7/28/2004	**9.55E+03**
1529	SU4	7/28/2004	**8.62E+03**
1530	SU4	7/28/2004	**9.47E+03**
1531	SU4	7/28/2004	**9.29E+03**
1532	SU4	7/28/2004	**9.38E+03**
1533	SU4	7/28/2004	**9.51E+03**
1534	SU4	7/28/2004	**8.80E+03**
1535	SU4	7/28/2004	**9.58E+03**
1536	SU4	7/28/2004	**9.26E+03**
1537	SU4	7/28/2004	**9.88E+03**
1538	SU4	7/28/2004	**8.62E+03**
1539	SU4	7/28/2004	**9.40E+03**
1540	SU4	7/28/2004	**9.26E+03**
1541	SU4	7/28/2004	**1.05E+04**
1542	SU4	7/28/2004	**9.28E+03**
1543	SU4	7/28/2004	**8.75E+03**
1544	SU4	7/28/2004	**8.91E+03**
1545	SU4	7/28/2004	**8.75E+03**
1546	SU4	7/28/2004	**9.48E+03**
1547	SU4	7/28/2004	**9.59E+03**
1548	SU4	7/28/2004	**8.43E+03**
1549	SU4	7/28/2004	**8.51E+03**
1550	SU4	7/28/2004	**1.05E+04**

Survey Unit #4 Gamma Scan Data

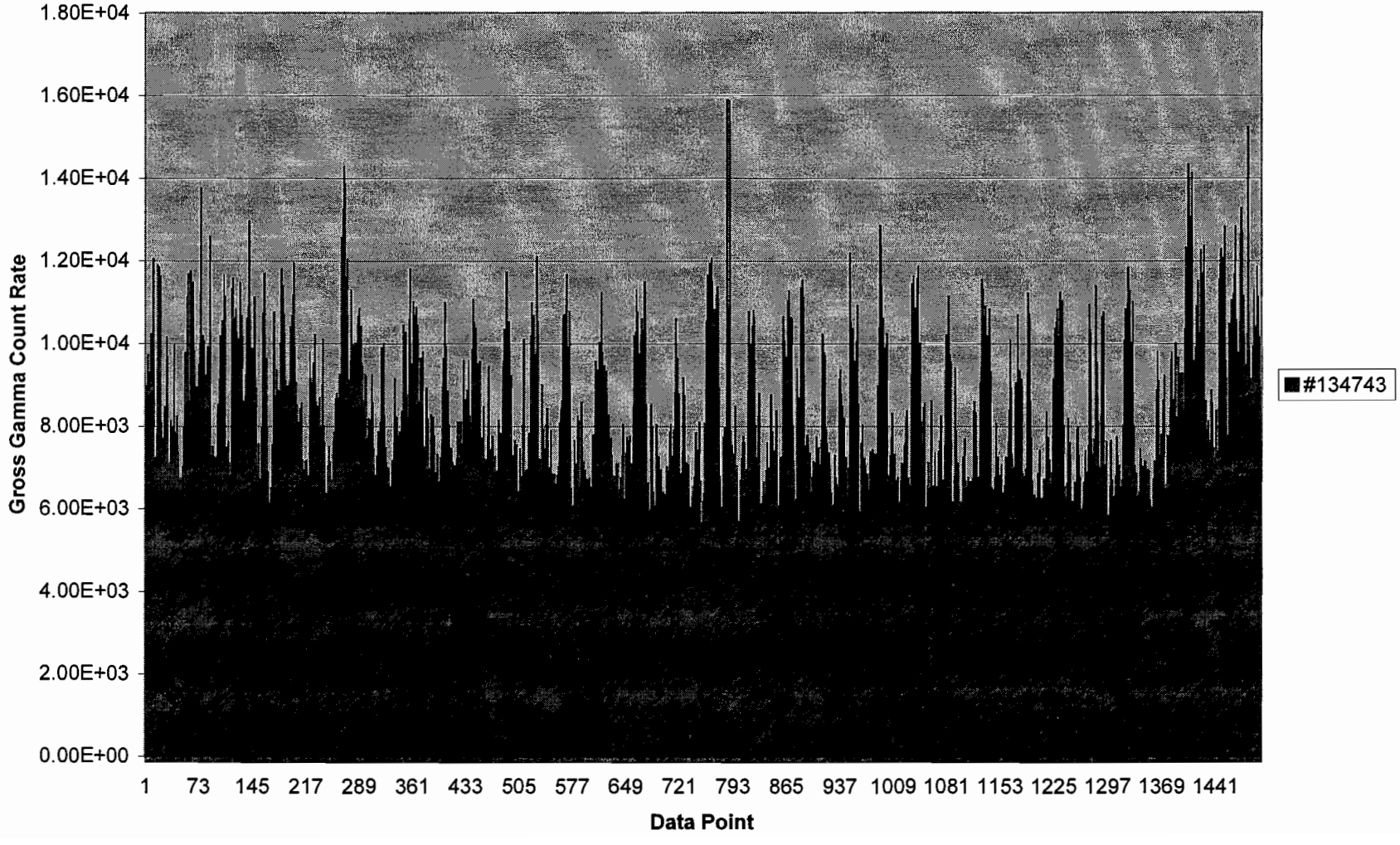

Survey Unit #5

RVAAP West Tank Farm Gamma Scan Data Sheet

Meter Model #: 2350-1
Meter S/N: 95337
Probe S/N: O20381
Cal Due Date: 5/3/2005
Surveyed By: Richard Kountz

Survey Point	Survey Unit	Date Surveyed	Gross CPM
0	SU5	7/28/2004	**7.11E+03**
1	SU5	7/28/2004	**9.52E+03**
2	SU5	7/28/2004	**6.94E+03**
3	SU5	7/28/2004	**9.00E+03**
4	SU5	7/28/2004	**8.37E+03**
5	SU5	7/28/2004	**1.00E+04**
6	SU5	7/28/2004	**7.41E+03**
7	SU5	7/28/2004	**8.94E+03**
8	SU5	7/28/2004	**9.40E+03**
9	SU5	7/28/2004	**9.22E+03**
10	SU5	7/28/2004	**8.84E+03**
11	SU5	7/28/2004	**9.46E+03**
12	SU5	7/28/2004	**1.16E+04**
13	SU5	7/28/2004	**1.14E+04**
14	SU5	7/28/2004	**1.14E+04**
15	SU5	7/28/2004	**1.21E+04**
16	SU5	7/28/2004	**1.14E+04**
17	SU5	7/28/2004	**1.01E+04**
18	SU5	7/28/2004	**8.97E+03**
19	SU5	7/28/2004	**9.35E+03**
20	SU5	7/28/2004	**8.33E+03**
21	SU5	7/28/2004	**8.15E+03**
22	SU5	7/28/2004	**8.99E+03**
23	SU5	7/28/2004	**7.61E+03**
24	SU5	7/28/2004	**8.12E+03**
25	SU5	7/28/2004	**8.61E+03**
26	SU5	7/28/2004	**1.50E+04**
27	SU5	7/28/2004	**1.52E+04**
28	SU5	7/28/2004	**1.47E+04**
29	SU5	7/28/2004	**1.46E+04**
30	SU5	7/28/2004	**1.42E+04**
31	SU5	7/28/2004	**1.08E+04**
32	SU5	7/28/2004	**1.09E+04**
33	SU5	7/28/2004	**1.19E+04**
34	SU5	7/28/2004	**9.97E+03**
35	SU5	7/28/2004	**1.09E+04**
36	SU5	7/28/2004	**1.02E+04**
37	SU5	7/28/2004	**8.66E+03**
38	SU5	7/28/2004	**9.16E+03**
39	SU5	7/28/2004	**9.80E+03**
40	SU5	7/28/2004	**1.01E+04**
41	SU5	7/28/2004	**1.03E+04**
42	SU5	7/28/2004	**1.10E+04**
43	SU5	7/28/2004	**1.08E+04**
44	SU5	7/28/2004	**9.61E+03**
45	SU5	7/28/2004	**7.88E+03**
46	SU5	7/28/2004	**8.37E+03**
47	SU5	7/28/2004	**8.60E+03**
48	SU5	7/28/2004	**9.24E+03**
49	SU5	7/28/2004	**7.72E+03**

RVAAP West Tank Farm Gamma Scan Data Sheet

Survey Point	Survey Unit	Date Surveyed	Gross GPM
50	SU5	7/28/2004	**8.71E+03**
51	SU5	7/28/2004	**1.07E+04**
52	SU5	7/28/2004	**8.93E+03**
53	SU5	7/28/2004	**1.11E+04**
54	SU5	7/28/2004	**1.29E+04**
55	SU5	7/28/2004	**1.28E+04**
56	SU5	7/28/2004	**1.34E+04**
57	SU5	7/28/2004	**1.27E+04**
58	SU5	7/28/2004	**1.21E+04**
59	SU5	7/28/2004	**1.15E+04**
60	SU5	7/28/2004	**1.32E+04**
61	SU5	7/28/2004	**1.30E+04**
62	SU5	7/28/2004	**1.12E+04**
63	SU5	7/28/2004	**9.96E+03**
64	SU5	7/28/2004	**9.12E+03**
65	SU5	7/28/2004	**1.07E+04**
66	SU5	7/28/2004	**7.84E+03**
67	SU5	7/28/2004	**7.74E+03**
68	SU5	7/28/2004	**8.64E+03**
69	SU5	7/28/2004	**7.99E+03**
70	SU5	7/28/2004	**9.20E+03**
71	SU5	7/28/2004	**1.10E+04**
72	SU5	7/28/2004	**1.58E+04**
73	SU5	7/28/2004	**1.59E+04**
74	SU5	7/28/2004	**1.46E+04**
75	SU5	7/28/2004	**1.13E+04**
76	SU5	7/28/2004	**1.04E+04**
77	SU5	7/28/2004	**9.77E+03**
78	SU5	7/28/2004	**1.00E+04**
79	SU5	7/28/2004	**9.95E+03**
80	SU5	7/28/2004	**9.31E+03**
81	SU5	7/28/2004	**9.06E+03**
82	SU5	7/28/2004	**9.64E+03**
83	SU5	7/28/2004	**1.07E+04**
84	SU5	7/28/2004	**1.03E+04**
85	SU5	7/28/2004	**9.70E+03**
86	SU5	7/28/2004	**1.05E+04**
87	SU5	7/28/2004	**8.64E+03**
88	SU5	7/28/2004	**8.99E+03**
89	SU5	7/28/2004	**7.92E+03**
90	SU5	7/28/2004	**9.28E+03**
91	SU5	7/28/2004	**7.77E+03**
92	SU5	7/28/2004	**8.23E+03**
93	SU5	7/28/2004	**8.32E+03**
94	SU5	7/28/2004	**1.12E+04**
95	SU5	7/28/2004	**9.20E+03**
96	SU5	7/28/2004	**1.04E+04**
97	SU5	7/28/2004	**1.10E+04**
98	SU5	7/28/2004	**1.14E+04**
99	SU5	7/28/2004	**1.24E+04**

RVAAP West Tank Farm Gamma Scan Data Sheet

Survey Point	Survey Unit	Date Surveyed	Gross CPM
100	SU5	7/28/2004	**1.08E+04**
101	SU5	7/28/2004	**1.04E+04**
102	SU5	7/28/2004	**1.03E+04**
103	SU5	7/28/2004	**1.02E+04**
104	SU5	7/28/2004	**1.07E+04**
105	SU5	7/28/2004	**7.71E+03**
106	SU5	7/28/2004	**7.71E+03**
107	SU5	7/28/2004	**7.34E+03**
108	SU5	7/28/2004	**7.99E+03**
109	SU5	7/28/2004	**7.94E+03**
110	SU5	7/28/2004	**9.02E+03**
111	SU5	7/28/2004	**7.61E+03**
112	SU5	7/28/2004	**9.10E+03**
113	SU5	7/28/2004	**9.44E+03**
114	SU5	7/28/2004	**9.95E+03**
115	SU5	7/28/2004	**8.79E+03**
116	SU5	7/28/2004	**9.38E+03**
117	SU5	7/28/2004	**1.11E+04**
118	SU5	7/28/2004	**1.05E+04**
119	SU5	7/28/2004	**8.91E+03**
120	SU5	7/28/2004	**8.98E+03**
121	SU5	7/28/2004	**8.96E+03**
122	SU5	7/28/2004	**8.37E+03**
123	SU5	7/28/2004	**1.02E+04**
124	SU5	7/28/2004	**9.48E+03**
125	SU5	7/28/2004	**9.77E+03**
126	SU5	7/28/2004	**9.27E+03**
127	SU5	7/28/2004	**8.47E+03**
128	SU5	7/28/2004	**9.83E+03**
129	SU5	7/28/2004	**9.09E+03**
130	SU5	7/28/2004	**9.11E+03**
131	SU5	7/28/2004	**9.57E+03**
132	SU5	7/28/2004	**1.03E+04**
133	SU5	7/28/2004	**1.07E+04**
134	SU5	7/28/2004	**1.01E+04**
135	SU5	7/28/2004	**1.13E+04**
136	SU5	7/28/2004	**1.24E+04**
137	SU5	7/28/2004	**1.15E+04**
138	SU5	7/28/2004	**1.03E+04**
139	SU5	7/28/2004	**8.80E+03**
140	SU5	7/28/2004	**1.03E+04**
141	SU5	7/28/2004	**1.14E+04**
142	SU5	7/28/2004	**1.17E+04**
143	SU5	7/28/2004	**1.11E+04**
144	SU5	7/28/2004	**8.25E+03**
145	SU5	7/28/2004	**8.82E+03**
146	SU5	7/28/2004	**9.54E+03**
147	SU5	7/28/2004	**9.53E+03**
148	SU5	7/28/2004	**1.04E+04**
149	SU5	7/28/2004	**8.51E+03**

RVAAP West Tank Farm Gamma Scan Data Sheet

Survey Point	Survey Unit	Date Surveyed	Gross CPM
150	SU5	7/28/2004	**8.11E+03**
151	SU5	7/28/2004	**8.15E+03**
152	SU5	7/28/2004	**8.79E+03**
153	SU5	7/28/2004	**8.70E+03**
154	SU5	7/28/2004	**1.50E+04**
155	SU5	7/28/2004	**1.30E+04**
156	SU5	7/28/2004	**9.66E+03**
157	SU5	7/28/2004	**8.61E+03**
158	SU5	7/28/2004	**8.49E+03**
159	SU5	7/28/2004	**1.01E+04**
160	SU5	7/28/2004	**1.03E+04**
161	SU5	7/28/2004	**1.03E+04**
162	SU5	7/28/2004	**1.09E+04**
163	SU5	7/28/2004	**1.17E+04**
164	SU5	7/28/2004	**1.25E+04**
165	SU5	7/28/2004	**1.09E+04**
166	SU5	7/28/2004	**9.39E+03**
167	SU5	7/28/2004	**8.63E+03**
168	SU5	7/28/2004	**8.00E+03**
169	SU5	7/28/2004	**8.05E+03**
170	SU5	7/28/2004	**8.79E+03**
171	SU5	7/28/2004	**7.17E+03**
172	SU5	7/28/2004	**7.91E+03**
173	SU5	7/28/2004	**7.86E+03**
174	SU5	7/28/2004	**8.05E+03**
175	SU5	7/28/2004	**1.04E+04**
176	SU5	7/28/2004	**8.62E+03**
177	SU5	7/28/2004	**7.77E+03**
178	SU5	7/28/2004	**7.14E+03**
179	SU5	7/28/2004	**9.17E+03**
180	SU5	7/28/2004	**9.64E+03**
181	SU5	7/28/2004	**8.67E+03**
182	SU5	7/28/2004	**8.28E+03**
183	SU5	7/28/2004	**7.69E+03**
184	SU5	7/28/2004	**6.85E+03**
185	SU5	7/28/2004	**9.16E+03**
186	SU5	7/28/2004	**1.02E+04**
187	SU5	7/28/2004	**8.75E+03**
188	SU5	7/28/2004	**1.08E+04**
189	SU5	7/28/2004	**1.09E+04**
190	SU5	7/28/2004	**1.07E+04**
191	SU5	7/28/2004	**9.30E+03**
192	SU5	7/28/2004	**9.77E+03**
193	SU5	7/28/2004	**8.35E+03**
194	SU5	7/28/2004	**8.99E+03**
195	SU5	7/28/2004	**8.80E+03**
196	SU5	7/28/2004	**7.49E+03**
197	SU5	7/28/2004	**1.07E+04**
198	SU5	7/28/2004	**1.09E+04**
199	SU5	7/28/2004	**1.02E+04**

RVAAP West Tank Farm Gamma Scan Data Sheet

Survey Point	Survey Unit	Date Surveyed	Gross CPM
200	SU5	7/28/2004	**1.01E+04**
201	SU5	7/28/2004	**8.47E+03**
202	SU5	7/28/2004	**1.00E+04**
203	SU5	7/28/2004	**7.95E+03**
204	SU5	7/28/2004	**8.54E+03**
205	SU5	7/28/2004	**9.66E+03**
206	SU5	7/28/2004	**9.04E+03**
207	SU5	7/28/2004	**8.30E+03**
208	SU5	7/28/2004	**7.79E+03**
209	SU5	7/28/2004	**9.47E+03**
210	SU5	7/28/2004	**6.86E+03**
211	SU5	7/28/2004	**7.79E+03**
212	SU5	7/28/2004	**9.97E+03**
213	SU5	7/28/2004	**9.94E+03**
214	SU5	7/28/2004	**9.90E+03**
215	SU5	7/28/2004	**1.45E+04**
216	SU5	7/28/2004	**1.15E+04**
217	SU5	7/28/2004	**8.88E+03**
218	SU5	7/28/2004	**7.78E+03**
219	SU5	7/28/2004	**8.71E+03**
220	SU5	7/28/2004	**9.21E+03**
221	SU5	7/28/2004	**8.82E+03**
222	SU5	7/28/2004	**8.68E+03**
223	SU5	7/28/2004	**8.67E+03**
224	SU5	7/28/2004	**9.49E+03**
225	SU5	7/28/2004	**7.62E+03**
226	SU5	7/28/2004	**7.93E+03**
227	SU5	7/28/2004	**7.91E+03**
228	SU5	7/28/2004	**8.57E+03**
229	SU5	7/28/2004	**1.00E+04**
230	SU5	7/28/2004	**1.12E+04**
231	SU5	7/28/2004	**1.42E+04**
232	SU5	7/28/2004	**1.15E+04**
233	SU5	7/28/2004	**8.18E+03**
234	SU5	7/28/2004	**9.57E+03**
235	SU5	7/28/2004	**8.23E+03**
236	SU5	7/28/2004	**8.95E+03**
237	SU5	7/28/2004	**8.54E+03**
238	SU5	7/28/2004	**7.66E+03**
239	SU5	7/28/2004	**7.78E+03**
240	SU5	7/28/2004	**8.20E+03**
241	SU5	7/28/2004	**8.77E+03**
242	SU5	7/28/2004	**6.89E+03**
243	SU5	7/28/2004	**8.08E+03**
244	SU5	7/28/2004	**7.06E+03**
245	SU5	7/28/2004	**6.42E+03**
246	SU5	7/28/2004	**7.08E+03**
247	SU5	7/28/2004	**7.93E+03**
248	SU5	7/28/2004	**8.06E+03**
249	SU5	7/28/2004	**8.44E+03**

RVAAP West Tank Farm Gamma Scan Data Sheet

Survey Point	Survey Unit	Date Surveyed	Gross CPM
250	SU5	7/28/2004	**8.90E+03**
251	SU5	7/28/2004	**9.53E+03**
252	SU5	7/28/2004	**8.53E+03**
253	SU5	7/28/2004	**7.23E+03**
254	SU5	7/28/2004	**8.01E+03**
255	SU5	7/28/2004	**1.11E+04**
256	SU5	7/28/2004	**1.10E+04**
257	SU5	7/28/2004	**8.56E+03**
258	SU5	7/28/2004	**8.79E+03**
259	SU5	7/28/2004	**8.08E+03**
260	SU5	7/28/2004	**7.46E+03**
261	SU5	7/28/2004	**8.34E+03**
262	SU5	7/28/2004	**7.63E+03**
263	SU5	7/28/2004	**7.77E+03**
264	SU5	7/28/2004	**7.60E+03**
265	SU5	7/28/2004	**7.57E+03**
266	SU5	7/28/2004	**7.54E+03**
267	SU5	7/28/2004	**7.43E+03**
268	SU5	7/28/2004	**9.82E+03**
269	SU5	7/28/2004	**8.40E+03**
270	SU5	7/28/2004	**7.77E+03**
271	SU5	7/28/2004	**7.72E+03**
272	SU5	7/28/2004	**6.11E+03**
273	SU5	7/28/2004	**6.63E+03**
274	SU5	7/28/2004	**6.74E+03**
275	SU5	7/28/2004	**6.55E+03**
276	SU5	7/28/2004	**6.00E+03**
277	SU5	7/28/2004	**6.35E+03**
278	SU5	7/28/2004	**7.66E+03**
279	SU5	7/28/2004	**8.42E+03**
280	SU5	7/28/2004	**6.92E+03**
281	SU5	7/28/2004	**8.94E+03**
282	SU5	7/28/2004	**1.00E+04**
283	SU5	7/28/2004	**9.76E+03**
284	SU5	7/28/2004	**9.20E+03**
285	SU5	7/28/2004	**8.72E+03**
286	SU5	7/28/2004	**9.32E+03**
287	SU5	7/28/2004	**8.15E+03**
288	SU5	7/28/2004	**8.26E+03**
289	SU5	7/28/2004	**8.29E+03**
290	SU5	7/28/2004	**8.72E+03**
291	SU5	7/28/2004	**7.92E+03**
292	SU5	7/28/2004	**8.54E+03**
293	SU5	7/28/2004	**9.41E+03**
294	SU5	7/28/2004	**9.63E+03**
295	SU5	7/28/2004	**1.04E+04**
296	SU5	7/28/2004	**9.58E+03**
297	SU5	7/28/2004	**8.13E+03**
298	SU5	7/28/2004	**7.87E+03**
299	SU5	7/28/2004	**7.75E+03**

RVAAP West Tank Farm Gamma Scan Data Sheet

Survey Point	Survey Unit	Date Surveyed	Gross CPM
300	SU5	7/28/2004	**5.87E+03**
301	SU5	7/28/2004	**7.51E+03**
302	SU5	7/28/2004	**6.86E+03**
303	SU5	7/28/2004	**8.12E+03**
304	SU5	7/28/2004	**8.31E+03**
305	SU5	7/28/2004	**7.68E+03**
306	SU5	7/28/2004	**7.77E+03**
307	SU5	7/28/2004	**7.72E+03**
308	SU5	7/28/2004	**5.88E+03**
309	SU5	7/28/2004	**7.21E+03**
310	SU5	7/28/2004	**7.21E+03**
311	SU5	7/28/2004	**6.28E+03**
312	SU5	7/28/2004	**7.13E+03**
313	SU5	7/28/2004	**6.49E+03**
314	SU5	7/28/2004	**7.50E+03**
315	SU5	7/28/2004	**6.93E+03**
316	SU5	7/28/2004	**8.70E+03**
317	SU5	7/28/2004	**9.49E+03**
318	SU5	7/28/2004	**8.54E+03**
319	SU5	7/28/2004	**8.90E+03**
320	SU5	7/28/2004	**1.08E+04**
321	SU5	7/28/2004	**1.01E+04**
322	SU5	7/28/2004	**9.49E+03**
323	SU5	7/28/2004	**9.65E+03**
324	SU5	7/28/2004	**7.99E+03**
325	SU5	7/28/2004	**6.70E+03**
326	SU5	7/28/2004	**6.86E+03**
327	SU5	7/28/2004	**8.28E+03**
328	SU5	7/28/2004	**9.41E+03**
329	SU5	7/28/2004	**9.86E+03**
330	SU5	7/28/2004	**9.63E+03**
331	SU5	7/28/2004	**8.97E+03**
332	SU5	7/28/2004	**8.03E+03**
333	SU5	7/28/2004	**8.59E+03**
334	SU5	7/28/2004	**7.48E+03**
335	SU5	7/28/2004	**6.81E+03**
336	SU5	7/28/2004	**7.46E+03**
337	SU5	7/28/2004	**8.17E+03**
338	SU5	7/28/2004	**7.85E+03**
339	SU5	7/28/2004	**7.45E+03**
340	SU5	7/28/2004	**6.87E+03**
341	SU5	7/28/2004	**7.34E+03**
342	SU5	7/28/2004	**6.70E+03**
343	SU5	7/28/2004	**7.21E+03**
344	SU5	7/28/2004	**9.22E+03**
345	SU5	7/28/2004	**8.43E+03**
346	SU5	7/28/2004	**7.64E+03**
347	SU5	7/28/2004	**8.00E+03**
348	SU5	7/28/2004	**1.00E+04**
349	SU5	7/28/2004	**7.31E+03**

RVAAP West Tank Farm Gamma Scan Data Sheet

Survey Point	Survey Unit	Date Surveyed	Gross CPM
350	SU5	7/28/2004	**6.59E+03**
351	SU5	7/28/2004	**7.21E+03**
352	SU5	7/28/2004	**5.94E+03**
353	SU5	7/28/2004	**6.81E+03**
354	SU5	7/28/2004	**6.75E+03**
355	SU5	7/28/2004	**7.05E+03**
356	SU5	7/28/2004	**6.57E+03**
357	SU5	7/28/2004	**5.89E+03**
358	SU5	7/28/2004	**4.70E+03**
359	SU5	7/28/2004	**6.68E+03**
360	SU5	7/28/2004	**7.04E+03**
361	SU5	7/28/2004	**6.49E+03**
362	SU5	7/28/2004	**6.42E+03**
363	SU5	7/28/2004	**8.62E+03**
364	SU5	7/28/2004	**7.88E+03**
365	SU5	7/28/2004	**1.01E+04**
366	SU5	7/28/2004	**8.32E+03**
367	SU5	7/28/2004	**8.87E+03**
368	SU5	7/28/2004	**1.03E+04**
369	SU5	7/28/2004	**1.14E+04**
370	SU5	7/28/2004	**1.08E+04**
371	SU5	7/28/2004	**1.18E+04**
372	SU5	7/28/2004	**1.02E+04**
373	SU5	7/28/2004	**7.63E+03**
374	SU5	7/28/2004	**8.63E+03**
375	SU5	7/28/2004	**8.49E+03**
376	SU5	7/28/2004	**7.90E+03**
377	SU5	7/28/2004	**9.81E+03**
378	SU5	7/28/2004	**9.13E+03**
379	SU5	7/28/2004	**7.74E+03**
380	SU5	7/28/2004	**8.54E+03**
381	SU5	7/28/2004	**8.45E+03**
382	SU5	7/28/2004	**7.62E+03**
383	SU5	7/28/2004	**8.42E+03**
384	SU5	7/28/2004	**9.39E+03**
385	SU5	7/28/2004	**6.17E+03**
386	SU5	7/28/2004	**8.04E+03**
387	SU5	7/28/2004	**6.00E+03**
388	SU5	7/28/2004	**5.49E+03**
389	SU5	7/28/2004	**5.39E+03**
390	SU5	7/28/2004	**5.53E+03**
391	SU5	7/28/2004	**6.58E+03**
392	SU5	7/28/2004	**8.29E+03**
393	SU5	7/28/2004	**8.76E+03**
394	SU5	7/28/2004	**1.06E+04**
395	SU5	7/28/2004	**8.25E+03**
396	SU5	7/28/2004	**7.30E+03**
397	SU5	7/28/2004	**7.74E+03**
398	SU5	7/28/2004	**8.55E+03**
399	SU5	7/28/2004	**8.91E+03**

RVAAP West Tank Farm Gamma Scan Data Sheet

Survey Point	Survey Unit	Date Surveyed	Gross CPM
400	SU5	7/28/2004	**8.69E+03**
401	SU5	7/28/2004	**8.12E+03**
402	SU5	7/28/2004	**7.57E+03**
403	SU5	7/28/2004	**8.97E+03**
404	SU5	7/28/2004	**9.24E+03**
405	SU5	7/28/2004	**6.63E+03**
406	SU5	7/28/2004	**6.07E+03**
407	SU5	7/28/2004	**5.93E+03**
408	SU5	7/28/2004	**5.51E+03**
409	SU5	7/28/2004	**5.22E+03**
410	SU5	7/28/2004	**5.82E+03**
411	SU5	7/28/2004	**5.98E+03**
412	SU5	7/28/2004	**6.52E+03**
413	SU5	7/28/2004	**7.33E+03**
414	SU5	7/28/2004	**8.11E+03**
415	SU5	7/28/2004	**6.28E+03**
416	SU5	7/28/2004	**5.81E+03**
417	SU5	7/28/2004	**5.55E+03**
418	SU5	7/28/2004	**5.22E+03**
419	SU5	7/28/2004	**4.93E+03**
420	SU5	7/28/2004	**6.25E+03**
421	SU5	7/28/2004	**9.20E+03**
422	SU5	7/28/2004	**1.10E+04**
423	SU5	7/28/2004	**1.01E+04**
424	SU5	7/28/2004	**1.39E+04**
425	SU5	7/28/2004	**8.70E+03**
426	SU5	7/28/2004	**8.66E+03**
427	SU5	7/28/2004	**7.79E+03**
428	SU5	7/28/2004	**7.16E+03**
429	SU5	7/28/2004	**8.31E+03**
430	SU5	7/28/2004	**9.07E+03**
431	SU5	7/28/2004	**8.65E+03**
432	SU5	7/28/2004	**8.59E+03**
433	SU5	7/28/2004	**7.46E+03**
434	SU5	7/28/2004	**8.26E+03**
435	SU5	7/28/2004	**8.92E+03**
436	SU5	7/28/2004	**1.09E+04**
437	SU5	7/28/2004	**1.06E+04**
438	SU5	7/28/2004	**9.99E+03**
439	SU5	7/28/2004	**9.59E+03**
440	SU5	7/28/2004	**9.93E+03**
441	SU5	7/28/2004	**9.48E+03**
442	SU5	7/28/2004	**6.22E+03**
443	SU5	7/28/2004	**5.23E+03**
444	SU5	7/28/2004	**5.57E+03**
445	SU5	7/28/2004	**5.58E+03**
446	SU5	7/28/2004	**5.53E+03**
447	SU5	7/28/2004	**5.95E+03**
448	SU5	7/28/2004	**5.87E+03**
449	SU5	7/28/2004	**6.38E+03**

RVAAP West Tank Farm Gamma Scan Data Sheet

Survey Point	Survey Unit	Date Surveyed	Gross CPM
450	SU5	7/28/2004	**7.00E+03**
451	SU5	7/28/2004	**6.79E+03**
452	SU5	7/28/2004	**7.08E+03**
453	SU5	7/28/2004	**6.39E+03**
454	SU5	7/28/2004	**5.94E+03**
455	SU5	7/28/2004	**5.75E+03**
456	SU5	7/28/2004	**4.58E+03**
457	SU5	7/28/2004	**5.45E+03**
458	SU5	7/28/2004	**7.50E+03**
459	SU5	7/28/2004	**1.14E+04**
460	SU5	7/28/2004	**1.00E+04**
461	SU5	7/28/2004	**8.52E+03**
462	SU5	7/28/2004	**6.84E+03**
463	SU5	7/28/2004	**6.90E+03**
464	SU5	7/28/2004	**6.37E+03**
465	SU5	7/28/2004	**8.13E+03**
466	SU5	7/28/2004	**8.70E+03**
467	SU5	7/28/2004	**1.08E+04**
468	SU5	7/28/2004	**1.24E+04**
469	SU5	7/28/2004	**1.17E+04**
470	SU5	7/28/2004	**8.94E+03**
471	SU5	7/28/2004	**6.50E+03**
472	SU5	7/28/2004	**6.01E+03**
473	SU5	7/28/2004	**5.65E+03**
474	SU5	7/28/2004	**6.73E+03**
475	SU5	7/28/2004	**6.14E+03**
476	SU5	7/28/2004	**5.64E+03**
477	SU5	7/28/2004	**5.73E+03**
478	SU5	7/28/2004	**6.38E+03**
479	SU5	7/28/2004	**7.23E+03**
480	SU5	7/28/2004	**7.78E+03**
481	SU5	7/28/2004	**9.72E+03**
482	SU5	7/28/2004	**5.70E+03**
483	SU5	7/28/2004	**5.38E+03**
484	SU5	7/28/2004	**6.31E+03**
485	SU5	7/28/2004	**5.70E+03**
486	SU5	7/28/2004	**4.92E+03**
487	SU5	7/28/2004	**5.86E+03**
488	SU5	7/28/2004	**7.13E+03**
489	SU5	7/28/2004	**6.53E+03**
490	SU5	7/28/2004	**6.39E+03**
491	SU5	7/28/2004	**7.24E+03**
492	SU5	7/28/2004	**6.07E+03**
493	SU5	7/28/2004	**6.01E+03**
494	SU5	7/28/2004	**6.64E+03**
495	SU5	7/28/2004	**8.44E+03**
496	SU5	7/28/2004	**9.00E+03**
497	SU5	7/28/2004	**7.16E+03**
498	SU5	7/28/2004	**5.53E+03**
499	SU5	7/28/2004	**8.85E+03**

RVAAP West Tank Farm Gamma Scan Data Sheet

Survey Point	Survey Unit	Date Surveyed	Gross CPM
500	SU5	7/28/2004	**6.38E+03**
501	SU5	7/28/2004	**5.80E+03**
502	SU5	7/28/2004	**4.75E+03**
503	SU5	7/28/2004	**7.38E+03**
504	SU5	7/28/2004	**6.02E+03**
505	SU5	7/28/2004	**5.64E+03**
506	SU5	7/28/2004	**7.65E+03**
507	SU5	7/28/2004	**6.18E+03**
508	SU5	7/28/2004	**5.25E+03**
509	SU5	7/28/2004	**6.38E+03**
510	SU5	7/28/2004	**5.52E+03**
511	SU5	7/28/2004	**6.63E+03**
512	SU5	7/28/2004	**4.76E+03**
513	SU5	7/28/2004	**4.91E+03**
514	SU5	7/28/2004	**4.80E+03**
515	SU5	7/28/2004	**5.74E+03**
516	SU5	7/28/2004	**5.60E+03**
517	SU5	7/28/2004	**5.35E+03**
518	SU5	7/28/2004	**5.33E+03**
519	SU5	7/28/2004	**4.89E+03**
520	SU5	7/28/2004	**4.34E+03**
521	SU5	7/28/2004	**5.89E+03**
522	SU5	7/28/2004	**6.10E+03**
523	SU5	7/28/2004	**6.04E+03**
524	SU5	7/28/2004	**6.65E+03**
525	SU5	7/28/2004	**5.57E+03**
526	SU5	7/28/2004	**5.68E+03**
527	SU5	7/28/2004	**5.82E+03**
528	SU5	7/28/2004	**5.99E+03**
529	SU5	7/28/2004	**5.55E+03**
530	SU5	7/28/2004	**5.13E+03**
531	SU5	7/28/2004	**5.13E+03**
532	SU5	7/28/2004	**6.37E+03**
533	SU5	7/28/2004	**6.94E+03**
534	SU5	7/28/2004	**7.52E+03**
535	SU5	7/28/2004	**7.11E+03**
536	SU5	7/28/2004	**5.84E+03**
537	SU5	7/28/2004	**4.91E+03**
538	SU5	7/28/2004	**4.78E+03**
539	SU5	7/28/2004	**5.43E+03**
540	SU5	7/28/2004	**5.57E+03**
541	SU5	7/28/2004	**5.47E+03**
542	SU5	7/28/2004	**5.14E+03**
543	SU5	7/28/2004	**5.31E+03**
544	SU5	7/28/2004	**4.58E+03**
545	SU5	7/28/2004	**5.09E+03**
546	SU5	7/28/2004	**4.76E+03**
547	SU5	7/28/2004	**6.14E+03**
548	SU5	7/28/2004	**5.81E+03**
549	SU5	7/28/2004	**6.63E+03**

RVAAP West Tank Farm Gamma Scan Data Sheet

Survey Point	Survey Unit	Date Surveyed	Gross CPM
550	SU5	7/28/2004	**7.87E+03**
551	SU5	7/28/2004	**8.01E+03**
552	SU5	7/28/2004	**5.88E+03**
553	SU5	7/28/2004	**5.80E+03**
554	SU5	7/28/2004	**5.60E+03**
555	SU5	7/28/2004	**5.82E+03**
556	SU5	7/28/2004	**6.23E+03**
557	SU5	7/28/2004	**5.44E+03**
558	SU5	7/28/2004	**5.92E+03**
559	SU5	7/28/2004	**5.87E+03**
560	SU5	7/28/2004	**5.45E+03**
561	SU5	7/28/2004	**5.59E+03**
562	SU5	7/28/2004	**5.71E+03**
563	SU5	7/28/2004	**5.94E+03**
564	SU5	7/28/2004	**6.47E+03**
565	SU5	7/28/2004	**7.01E+03**
566	SU5	7/28/2004	**6.92E+03**
567	SU5	7/28/2004	**6.91E+03**
568	SU5	7/28/2004	**5.16E+03**
569	SU5	7/28/2004	**6.10E+03**
570	SU5	7/28/2004	**6.70E+03**
571	SU5	7/28/2004	**6.44E+03**
572	SU5	7/28/2004	**7.57E+03**
573	SU5	7/28/2004	**7.02E+03**
574	SU5	7/28/2004	**8.44E+03**
575	SU5	7/28/2004	**7.62E+03**
576	SU5	7/28/2004	**8.02E+03**
577	SU5	7/28/2004	**7.33E+03**
578	SU5	7/28/2004	**7.01E+03**
579	SU5	7/28/2004	**7.32E+03**
580	SU5	7/28/2004	**7.50E+03**
581	SU5	7/28/2004	**7.54E+03**
582	SU5	7/28/2004	**8.08E+03**
583	SU5	7/28/2004	**7.97E+03**
584	SU5	7/28/2004	**6.27E+03**
585	SU5	7/28/2004	**6.62E+03**
586	SU5	7/28/2004	**6.65E+03**
587	SU5	7/28/2004	**6.34E+03**
588	SU5	7/28/2004	**6.66E+03**
589	SU5	7/28/2004	**7.70E+03**
590	SU5	7/28/2004	**7.27E+03**
591	SU5	7/28/2004	**6.13E+03**
592	SU5	7/28/2004	**6.67E+03**
593	SU5	7/28/2004	**6.63E+03**
594	SU5	7/28/2004	**7.50E+03**
595	SU5	7/28/2004	**7.43E+03**
596	SU5	7/28/2004	**7.54E+03**
597	SU5	7/28/2004	**7.26E+03**
598	SU5	7/28/2004	**6.66E+03**
599	SU5	7/28/2004	**7.63E+03**

RVAAP West Tank Farm Gamma Scan Data Sheet

Survey Point	Survey Unit	Date Surveyed	Gross CPM
600	SU5	7/28/2004	**5.51E+03**
601	SU5	7/28/2004	**7.09E+03**
602	SU5	7/28/2004	**6.84E+03**
603	SU5	7/28/2004	**6.82E+03**
604	SU5	7/28/2004	**7.16E+03**
605	SU5	7/28/2004	**7.93E+03**
606	SU5	7/28/2004	**7.85E+03**
607	SU5	7/28/2004	**6.47E+03**
608	SU5	7/28/2004	**6.85E+03**
609	SU5	7/28/2004	**7.71E+03**
610	SU5	7/28/2004	**7.84E+03**
611	SU5	7/28/2004	**8.38E+03**
612	SU5	7/28/2004	**7.83E+03**
613	SU5	7/28/2004	**6.81E+03**
614	SU5	7/28/2004	**9.55E+03**
615	SU5	7/28/2004	**9.73E+03**
616	SU5	7/28/2004	**1.03E+04**
617	SU5	7/28/2004	**7.86E+03**
618	SU5	7/28/2004	**8.04E+03**
619	SU5	7/28/2004	**7.90E+03**
620	SU5	7/28/2004	**6.86E+03**
621	SU5	7/28/2004	**7.41E+03**
622	SU5	7/28/2004	**8.00E+03**
623	SU5	7/28/2004	**7.09E+03**
624	SU5	7/28/2004	**7.95E+03**
625	SU5	7/28/2004	**7.38E+03**
626	SU5	7/28/2004	**7.85E+03**
627	SU5	7/28/2004	**8.29E+03**
628	SU5	7/28/2004	**7.16E+03**
629	SU5	7/28/2004	**6.67E+03**
630	SU5	7/28/2004	**7.24E+03**
631	SU5	7/28/2004	**6.96E+03**
632	SU5	7/28/2004	**7.56E+03**
633	SU5	7/28/2004	**7.77E+03**
634	SU5	7/28/2004	**8.54E+03**
635	SU5	7/28/2004	**8.77E+03**
636	SU5	7/28/2004	**8.64E+03**
637	SU5	7/28/2004	**7.74E+03**
638	SU5	7/28/2004	**8.03E+03**
639	SU5	7/28/2004	**9.10E+03**
640	SU5	7/28/2004	**8.00E+03**
641	SU5	7/28/2004	**8.66E+03**
642	SU5	7/28/2004	**7.84E+03**
643	SU5	7/28/2004	**8.44E+03**
644	SU5	7/28/2004	**8.61E+03**
645	SU5	7/28/2004	**8.66E+03**
646	SU5	7/28/2004	**8.34E+03**
647	SU5	7/28/2004	**8.90E+03**
648	SU5	7/28/2004	**1.09E+04**
649	SU5	7/28/2004	**8.32E+03**

RVAAP West Tank Farm Gamma Scan Data Sheet

Survey Point	Survey Unit	Date Surveyed	Gross CPM
650	SU5	7/28/2004	**9.40E+03**
651	SU5	7/28/2004	**9.69E+03**
652	SU5	7/28/2004	**8.96E+03**
653	SU5	7/28/2004	**1.01E+04**
654	SU5	7/28/2004	**9.06E+03**
655	SU5	7/28/2004	**1.00E+04**
656	SU5	7/28/2004	**9.02E+03**
657	SU5	7/28/2004	**8.00E+03**
658	SU5	7/28/2004	**7.25E+03**
659	SU5	7/28/2004	**8.51E+03**
660	SU5	7/28/2004	**6.95E+03**
661	SU5	7/28/2004	**6.05E+03**
662	SU5	7/28/2004	**7.41E+03**
663	SU5	7/28/2004	**7.38E+03**
664	SU5	7/28/2004	**7.67E+03**
665	SU5	7/28/2004	**7.03E+03**
666	SU5	7/28/2004	**7.41E+03**
667	SU5	7/28/2004	**9.36E+03**
668	SU5	7/28/2004	**8.28E+03**
669	SU5	7/28/2004	**9.10E+03**
670	SU5	7/28/2004	**9.69E+03**
671	SU5	7/28/2004	**8.83E+03**
672	SU5	7/28/2004	**9.85E+03**
673	SU5	7/28/2004	**9.57E+03**
674	SU5	7/28/2004	**9.44E+03**
675	SU5	7/28/2004	**8.57E+03**
676	SU5	7/28/2004	**9.62E+03**
677	SU5	7/28/2004	**7.66E+03**
678	SU5	7/28/2004	**7.28E+03**
679	SU5	7/28/2004	**6.06E+03**
680	SU5	7/28/2004	**6.33E+03**
681	SU5	7/28/2004	**6.46E+03**
682	SU5	7/28/2004	**6.87E+03**
683	SU5	7/28/2004	**7.65E+03**
684	SU5	7/28/2004	**6.62E+03**
685	SU5	7/28/2004	**6.48E+03**
686	SU5	7/28/2004	**8.36E+03**
687	SU5	7/28/2004	**9.78E+03**
688	SU5	7/28/2004	**9.78E+03**
689	SU5	7/28/2004	**9.67E+03**
690	SU5	7/28/2004	**9.07E+03**
691	SU5	7/28/2004	**8.81E+03**
692	SU5	7/28/2004	**8.51E+03**
693	SU5	7/28/2004	**9.36E+03**
694	SU5	7/28/2004	**9.09E+03**
695	SU5	7/28/2004	**8.56E+03**
696	SU5	7/28/2004	**6.91E+03**
697	SU5	7/28/2004	**6.36E+03**
698	SU5	7/28/2004	**6.08E+03**
699	SU5	7/28/2004	**7.14E+03**

RVAAP West Tank Farm Gamma Scan Data Sheet

Survey Point	Survey Unit	Date Surveyed	Gross CPM
700	SU5	7/28/2004	**6.23E+03**
701	SU5	7/28/2004	**7.36E+03**
702	SU5	7/28/2004	**9.63E+03**
703	SU5	7/28/2004	**9.64E+03**
704	SU5	7/28/2004	**9.37E+03**
705	SU5	7/28/2004	**9.97E+03**
706	SU5	7/28/2004	**6.98E+03**
707	SU5	7/28/2004	**7.61E+03**
708	SU5	7/28/2004	**6.54E+03**
709	SU5	7/28/2004	**8.48E+03**
710	SU5	7/28/2004	**1.08E+04**
711	SU5	7/28/2004	**1.01E+04**
712	SU5	7/28/2004	**1.17E+04**
713	SU5	7/28/2004	**1.07E+04**
714	SU5	7/28/2004	**7.55E+03**
715	SU5	7/28/2004	**6.86E+03**
716	SU5	7/28/2004	**8.58E+03**
717	SU5	7/28/2004	**6.81E+03**
718	SU5	7/28/2004	**7.88E+03**
719	SU5	7/28/2004	**8.19E+03**
720	SU5	7/28/2004	**7.81E+03**
721	SU5	7/28/2004	**8.30E+03**
722	SU5	7/28/2004	**8.64E+03**
723	SU5	7/28/2004	**1.05E+04**
724	SU5	7/28/2004	**9.74E+03**
725	SU5	7/28/2004	**1.09E+04**
726	SU5	7/28/2004	**8.99E+03**
727	SU5	7/28/2004	**7.84E+03**
728	SU5	7/28/2004	**7.02E+03**
729	SU5	7/28/2004	**6.77E+03**
730	SU5	7/28/2004	**6.35E+03**
731	SU5	7/28/2004	**7.37E+03**
732	SU5	7/28/2004	**6.66E+03**
733	SU5	7/28/2004	**7.36E+03**
734	SU5	7/28/2004	**6.01E+03**
735	SU5	7/28/2004	**6.97E+03**
736	SU5	7/28/2004	**6.34E+03**
737	SU5	7/28/2004	**6.16E+03**
738	SU5	7/28/2004	**7.57E+03**
739	SU5	7/28/2004	**7.46E+03**
740	SU5	7/28/2004	**7.16E+03**
741	SU5	7/28/2004	**6.40E+03**
742	SU5	7/28/2004	**6.33E+03**
743	SU5	7/28/2004	**9.97E+03**
744	SU5	7/28/2004	**7.73E+03**
745	SU5	7/28/2004	**7.05E+03**
746	SU5	7/28/2004	**5.78E+03**
747	SU5	7/28/2004	**5.50E+03**
748	SU5	7/28/2004	**6.52E+03**
749	SU5	7/28/2004	**6.73E+03**

RVAAP West Tank Farm Gamma Scan Data Sheet

Survey Point	Survey Unit	Date Surveyed	Gross CPM
750	SU5	7/28/2004	**6.37E+03**
751	SU5	7/28/2004	**7.90E+03**
752	SU5	7/28/2004	**7.08E+03**
753	SU5	7/28/2004	**6.06E+03**
754	SU5	7/28/2004	**7.13E+03**
755	SU5	7/28/2004	**7.93E+03**
756	SU5	7/28/2004	**7.04E+03**
757	SU5	7/28/2004	**7.66E+03**
758	SU5	7/28/2004	**7.31E+03**
759	SU5	7/28/2004	**6.23E+03**
760	SU5	7/28/2004	**6.21E+03**
761	SU5	7/28/2004	**7.65E+03**
762	SU5	7/28/2004	**6.73E+03**
763	SU5	7/28/2004	**6.99E+03**
764	SU5	7/28/2004	**7.55E+03**
765	SU5	7/28/2004	**7.04E+03**
766	SU5	7/28/2004	**6.58E+03**
767	SU5	7/28/2004	**7.06E+03**
768	SU5	7/28/2004	**6.95E+03**
769	SU5	7/28/2004	**7.80E+03**
770	SU5	7/28/2004	**6.94E+03**
771	SU5	7/28/2004	**6.78E+03**
772	SU5	7/28/2004	**7.47E+03**
773	SU5	7/28/2004	**6.53E+03**
774	SU5	7/28/2004	**7.09E+03**
775	SU5	7/28/2004	**8.19E+03**
776	SU5	7/28/2004	**7.29E+03**
777	SU5	7/28/2004	**6.71E+03**
778	SU5	7/28/2004	**7.52E+03**
779	SU5	7/28/2004	**7.52E+03**
780	SU5	7/28/2004	**7.43E+03**
781	SU5	7/28/2004	**7.52E+03**
782	SU5	7/28/2004	**6.57E+03**
783	SU5	7/28/2004	**6.42E+03**
784	SU5	7/28/2004	**6.35E+03**
785	SU5	7/28/2004	**5.94E+03**
786	SU5	7/28/2004	**6.50E+03**
787	SU5	7/28/2004	**6.06E+03**
788	SU5	7/28/2004	**6.29E+03**
789	SU5	7/28/2004	**7.37E+03**
790	SU5	7/28/2004	**7.47E+03**
791	SU5	7/28/2004	**6.75E+03**
792	SU5	7/28/2004	**7.34E+03**
793	SU5	7/28/2004	**6.87E+03**
794	SU5	7/28/2004	**7.17E+03**
795	SU5	7/28/2004	**7.62E+03**
796	SU5	7/28/2004	**7.60E+03**
797	SU5	7/28/2004	**8.37E+03**
798	SU5	7/28/2004	**7.22E+03**
799	SU5	7/28/2004	**7.06E+03**

RVAAP West Tank Farm Gamma Scan Data Sheet

Survey Point	Survey Unit	Date Surveyed	Gross CPM
800	SU5	7/28/2004	**7.65E+03**
801	SU5	7/28/2004	**8.27E+03**
802	SU5	7/28/2004	**1.30E+04**
803	SU5	7/28/2004	**1.06E+04**
804	SU5	7/28/2004	**9.65E+03**
805	SU5	7/28/2004	**1.12E+04**
806	SU5	7/28/2004	**1.23E+04**
807	SU5	7/28/2004	**7.68E+03**
808	SU5	7/28/2004	**6.67E+03**
809	SU5	7/28/2004	**7.26E+03**
810	SU5	7/28/2004	**6.85E+03**
811	SU5	7/28/2004	**7.08E+03**
812	SU5	7/28/2004	**6.95E+03**
813	SU5	7/28/2004	**7.54E+03**
814	SU5	7/28/2004	**6.58E+03**
815	SU5	7/28/2004	**6.01E+03**
816	SU5	7/28/2004	**5.51E+03**
817	SU5	7/28/2004	**7.20E+03**
818	SU5	7/28/2004	**7.47E+03**
819	SU5	7/28/2004	**6.91E+03**
820	SU5	7/28/2004	**5.66E+03**
821	SU5	7/28/2004	**6.72E+03**
822	SU5	7/28/2004	**8.24E+03**
823	SU5	7/28/2004	**8.57E+03**
824	SU5	7/28/2004	**8.48E+03**
825	SU5	7/28/2004	**1.05E+04**
826	SU5	7/28/2004	**8.22E+03**
827	SU5	7/28/2004	**7.30E+03**
828	SU5	7/28/2004	**7.34E+03**
829	SU5	7/28/2004	**1.04E+04**
830	SU5	7/28/2004	**1.03E+04**
831	SU5	7/28/2004	**1.02E+04**
832	SU5	7/28/2004	**1.11E+04**
833	SU5	7/28/2004	**1.10E+04**
834	SU5	7/28/2004	**1.10E+04**
835	SU5	7/28/2004	**1.24E+04**
836	SU5	7/28/2004	**1.30E+04**
837	SU5	7/28/2004	**1.36E+04**
838	SU5	7/28/2004	**1.19E+04**
839	SU5	7/28/2004	**1.44E+04**
840	SU5	7/28/2004	**1.57E+04**
841	SU5	7/28/2004	**1.19E+04**
842	SU5	7/28/2004	**1.06E+04**
843	SU5	7/28/2004	**1.04E+04**
844	SU5	7/28/2004	**9.58E+03**
845	SU5	7/28/2004	**5.59E+03**
846	SU5	7/28/2004	**7.86E+03**
847	SU5	7/28/2004	**6.73E+03**
848	SU5	7/28/2004	**6.93E+03**
849	SU5	7/28/2004	**7.80E+03**

RVAAP West Tank Farm Gamma Scan Data Sheet

Survey Point	Survey Unit	Date Surveyed	Gross CPM
850	SU5	7/28/2004	**6.54E+03**
851	SU5	7/28/2004	**6.00E+03**
852	SU5	7/28/2004	**6.82E+03**
853	SU5	7/28/2004	**7.03E+03**
854	SU5	7/28/2004	**7.00E+03**
855	SU5	7/28/2004	**7.77E+03**
856	SU5	7/28/2004	**8.54E+03**
857	SU5	7/28/2004	**6.92E+03**
858	SU5	7/28/2004	**8.16E+03**
859	SU5	7/28/2004	**8.29E+03**
860	SU5	7/28/2004	**1.13E+04**
861	SU5	7/28/2004	**1.37E+04**
862	SU5	7/28/2004	**1.57E+04**
863	SU5	7/28/2004	**1.58E+04**
864	SU5	7/28/2004	**8.75E+03**
865	SU5	7/28/2004	**9.29E+03**
866	SU5	7/28/2004	**6.05E+03**
867	SU5	7/28/2004	**9.19E+03**
868	SU5	7/28/2004	**1.02E+04**
869	SU5	7/28/2004	**9.96E+03**
870	SU5	7/28/2004	**1.11E+04**
871	SU5	7/28/2004	**8.84E+03**
872	SU5	7/28/2004	**9.59E+03**
873	SU5	7/28/2004	**7.23E+03**
874	SU5	7/28/2004	**6.80E+03**
875	SU5	7/28/2004	**7.68E+03**
876	SU5	7/28/2004	**6.05E+03**
877	SU5	7/28/2004	**6.01E+03**
878	SU5	7/28/2004	**6.68E+03**
879	SU5	7/28/2004	**5.62E+03**
880	SU5	7/28/2004	**7.92E+03**
881	SU5	7/28/2004	**8.18E+03**
882	SU5	7/28/2004	**8.56E+03**
883	SU5	7/28/2004	**8.50E+03**
884	SU5	7/28/2004	**9.64E+03**
885	SU5	7/28/2004	**9.16E+03**
886	SU5	7/28/2004	**9.19E+03**
887	SU5	7/28/2004	**1.01E+04**
888	SU5	7/28/2004	**1.04E+04**
889	SU5	7/28/2004	**1.03E+04**
890	SU5	7/28/2004	**1.03E+04**
891	SU5	7/28/2004	**9.74E+03**
892	SU5	7/28/2004	**7.93E+03**
893	SU5	7/28/2004	**7.13E+03**
894	SU5	7/28/2004	**5.94E+03**
895	SU5	7/28/2004	**6.58E+03**
896	SU5	7/28/2004	**5.36E+03**
897	SU5	7/28/2004	**6.83E+03**
898	SU5	7/28/2004	**6.97E+03**
899	SU5	7/28/2004	**7.31E+03**

RVAAP West Tank Farm Gamma Scan Data Sheet

Survey Point	Survey Unit	Date Surveyed	Gross CPM
900	SU5	7/28/2004	**1.03E+04**
901	SU5	7/28/2004	**8.64E+03**
902	SU5	7/28/2004	**1.02E+04**
903	SU5	7/28/2004	**8.46E+03**
904	SU5	7/28/2004	**1.00E+04**
905	SU5	7/28/2004	**9.88E+03**
906	SU5	7/28/2004	**1.01E+04**
907	SU5	7/28/2004	**7.88E+03**
908	SU5	7/28/2004	**9.16E+03**
909	SU5	7/28/2004	**8.96E+03**
910	SU5	7/28/2004	**7.34E+03**
911	SU5	7/28/2004	**6.14E+03**
912	SU5	7/28/2004	**5.85E+03**
913	SU5	7/28/2004	**6.55E+03**
914	SU5	7/28/2004	**5.97E+03**
915	SU5	7/28/2004	**6.59E+03**
916	SU5	7/28/2004	**7.41E+03**
917	SU5	7/28/2004	**7.61E+03**
918	SU5	7/28/2004	**7.71E+03**
919	SU5	7/28/2004	**6.64E+03**
920	SU5	7/28/2004	**7.04E+03**
921	SU5	7/28/2004	**6.44E+03**
922	SU5	7/28/2004	**6.12E+03**
923	SU5	7/28/2004	**6.85E+03**
924	SU5	7/28/2004	**6.37E+03**
925	SU5	7/28/2004	**8.71E+03**
926	SU5	7/28/2004	**8.40E+03**
927	SU5	7/28/2004	**1.23E+04**
928	SU5	7/28/2004	**1.03E+04**
929	SU5	7/28/2004	**9.49E+03**
930	SU5	7/28/2004	**9.95E+03**
931	SU5	7/28/2004	**1.05E+04**
932	SU5	7/28/2004	**1.06E+04**
933	SU5	7/28/2004	**1.05E+04**
934	SU5	7/28/2004	**1.12E+04**
935	SU5	7/28/2004	**1.25E+04**
936	SU5	7/28/2004	**1.12E+04**
937	SU5	7/28/2004	**1.13E+04**
938	SU5	7/28/2004	**1.12E+04**
939	SU5	7/28/2004	**1.12E+04**
940	SU5	7/28/2004	**1.13E+04**
941	SU5	7/28/2004	**1.28E+04**
942	SU5	7/28/2004	**1.08E+04**
943	SU5	7/28/2004	**1.06E+04**
944	SU5	7/28/2004	**1.11E+04**
945	SU5	7/28/2004	**9.85E+03**
946	SU5	7/28/2004	**8.47E+03**
947	SU5	7/28/2004	**8.38E+03**
948	SU5	7/28/2004	**9.43E+03**
949	SU5	7/28/2004	**1.20E+04**

RVAAP West Tank Farm Gamma Scan Data Sheet

Survey Point	Survey Unit	Date Surveyed	Gross CPM
950	SU5	7/28/2004	**1.12E+04**
951	SU5	7/28/2004	**1.20E+04**
952	SU5	7/28/2004	**1.12E+04**
953	SU5	7/28/2004	**1.09E+04**
954	SU5	7/28/2004	**1.24E+04**
955	SU5	7/28/2004	**1.23E+04**
956	SU5	7/28/2004	**1.10E+04**
957	SU5	7/28/2004	**1.28E+04**
958	SU5	7/28/2004	**1.07E+04**
959	SU5	7/28/2004	**1.12E+04**
960	SU5	7/28/2004	**9.97E+03**
961	SU5	7/28/2004	**1.15E+04**
962	SU5	7/28/2004	**1.02E+04**
963	SU5	7/28/2004	**8.88E+03**
964	SU5	7/28/2004	**1.01E+04**
965	SU5	7/28/2004	**8.66E+03**
966	SU5	7/28/2004	**9.41E+03**
967	SU5	7/28/2004	**9.34E+03**
968	SU5	7/28/2004	**9.27E+03**
969	SU5	7/28/2004	**1.10E+04**
970	SU5	7/28/2004	**1.14E+04**
971	SU5	7/28/2004	**1.15E+04**
972	SU5	7/28/2004	**1.15E+04**
973	SU5	7/28/2004	**1.11E+04**
974	SU5	7/28/2004	**1.18E+04**
975	SU5	7/28/2004	**1.21E+04**
976	SU5	7/28/2004	**1.31E+04**
977	SU5	7/28/2004	**1.04E+04**
978	SU5	7/28/2004	**1.20E+04**
979	SU5	7/28/2004	**1.07E+04**
980	SU5	7/28/2004	**1.16E+04**
981	SU5	7/28/2004	**1.24E+04**
982	SU5	7/28/2004	**1.06E+04**
983	SU5	7/28/2004	**7.85E+03**
984	SU5	7/28/2004	**7.79E+03**
985	SU5	7/28/2004	**8.55E+03**
986	SU5	7/28/2004	**6.72E+03**
987	SU5	7/28/2004	**1.15E+04**
988	SU5	7/28/2004	**1.28E+04**
989	SU5	7/28/2004	**1.17E+04**
990	SU5	7/28/2004	**1.02E+04**
991	SU5	7/28/2004	**9.69E+03**
992	SU5	7/28/2004	**8.13E+03**
993	SU5	7/28/2004	**1.04E+04**
994	SU5	7/28/2004	**8.56E+03**
995	SU5	7/28/2004	**8.60E+03**
996	SU5	7/28/2004	**7.94E+03**
997	SU5	7/28/2004	**8.65E+03**
998	SU5	7/28/2004	**8.34E+03**
999	SU5	7/28/2004	**8.17E+03**

RVAAP West Tank Farm Gamma Scan Data Sheet

Survey Point	Survey Unit	Date Surveyed	Gross CPM
1000	SU5	7/28/2004	**6.00E+03**
1001	SU5	7/28/2004	**6.57E+03**
1002	SU5	7/28/2004	**7.87E+03**
1003	SU5	7/28/2004	**8.46E+03**
1004	SU5	7/28/2004	**9.15E+03**
1005	SU5	7/28/2004	**7.93E+03**
1006	SU5	7/28/2004	**7.89E+03**
1007	SU5	7/28/2004	**8.42E+03**
1008	SU5	7/28/2004	**8.52E+03**
1009	SU5	7/28/2004	**8.78E+03**
1010	SU5	7/28/2004	**7.81E+03**
1011	SU5	7/28/2004	**8.57E+03**
1012	SU5	7/28/2004	**7.96E+03**
1013	SU5	7/28/2004	**7.84E+03**
1014	SU5	7/28/2004	**6.87E+03**
1015	SU5	7/28/2004	**7.79E+03**
1016	SU5	7/28/2004	**8.64E+03**
1017	SU5	7/28/2004	**7.84E+03**
1018	SU5	7/28/2004	**7.70E+03**
1019	SU5	7/28/2004	**8.43E+03**
1020	SU5	7/28/2004	**7.62E+03**
1021	SU5	7/28/2004	**8.55E+03**
1022	SU5	7/28/2004	**6.83E+03**
1023	SU5	7/28/2004	**7.71E+03**
1024	SU5	7/28/2004	**6.93E+03**
1025	SU5	7/28/2004	**6.74E+03**
1026	SU5	7/28/2004	**9.01E+03**
1027	SU5	7/28/2004	**7.71E+03**
1028	SU5	7/28/2004	**7.75E+03**
1029	SU5	7/28/2004	**2.22E+03**
1030	SU5	7/28/2004	**3.41E+03**
1031	SU5	7/28/2004	**5.95E+03**
1032	SU5	7/28/2004	**6.37E+03**
1033	SU5	7/28/2004	**7.30E+03**
1034	SU5	7/28/2004	**6.30E+03**
1035	SU5	7/28/2004	**7.44E+03**
1036	SU5	7/28/2004	**7.57E+03**
1037	SU5	7/28/2004	**7.98E+03**
1038	SU5	7/28/2004	**6.13E+03**
1039	SU5	7/28/2004	**6.91E+03**
1040	SU5	7/28/2004	**9.30E+03**
1041	SU5	7/28/2004	**7.94E+03**
1042	SU5	7/28/2004	**1.09E+04**
1043	SU5	7/28/2004	**1.08E+04**
1044	SU5	7/28/2004	**8.61E+03**
1045	SU5	7/28/2004	**7.36E+03**
1046	SU5	7/28/2004	**9.78E+03**
1047	SU5	7/28/2004	**1.21E+04**
1048	SU5	7/28/2004	**1.09E+04**
1049	SU5	7/28/2004	**1.12E+04**

RVAAP West Tank Farm Gamma Scan Data Sheet

Survey Point	Survey Unit	Date Surveyed	Gross CPM
1050	SU5	7/28/2004	**1.13E+04**
1051	SU5	7/28/2004	**9.75E+03**
1052	SU5	7/28/2004	**1.01E+04**
1053	SU5	7/28/2004	**1.06E+04**
1054	SU5	7/28/2004	**1.48E+04**
1055	SU5	7/28/2004	**1.50E+04**
1056	SU5	7/28/2004	**1.50E+04**
1057	SU5	7/28/2004	**8.54E+03**
1058	SU5	7/28/2004	**9.27E+03**
1059	SU5	7/28/2004	**1.02E+04**
1060	SU5	7/28/2004	**8.77E+03**
1061	SU5	7/28/2004	**8.63E+03**
1062	SU5	7/28/2004	**8.52E+03**
1063	SU5	7/28/2004	**8.67E+03**
1064	SU5	7/28/2004	**8.06E+03**
1065	SU5	7/28/2004	**8.61E+03**
1066	SU5	7/28/2004	**9.14E+03**
1067	SU5	7/28/2004	**8.60E+03**
1068	SU5	7/28/2004	**8.44E+03**
1069	SU5	7/28/2004	**8.75E+03**
1070	SU5	7/28/2004	**9.66E+03**
1071	SU5	7/28/2004	**8.38E+03**
1072	SU5	7/28/2004	**1.19E+04**
1073	SU5	7/28/2004	**1.41E+04**
1074	SU5	7/28/2004	**1.36E+04**
1075	SU5	7/28/2004	**1.39E+04**
1076	SU5	7/28/2004	**1.10E+04**
1077	SU5	7/28/2004	**1.09E+04**
1078	SU5	7/28/2004	**1.06E+04**
1079	SU5	7/28/2004	**1.09E+04**
1080	SU5	7/28/2004	**1.03E+04**
1081	SU5	7/28/2004	**1.06E+04**
1082	SU5	7/28/2004	**1.16E+04**
1083	SU5	7/28/2004	**9.16E+03**
1084	SU5	7/28/2004	**9.52E+03**
1085	SU5	7/28/2004	**1.23E+04**
1086	SU5	7/28/2004	**1.13E+04**
1087	SU5	7/28/2004	**1.12E+04**
1088	SU5	7/28/2004	**8.10E+03**
1089	SU5	7/28/2004	**5.90E+03**
1090	SU5	7/28/2004	**8.78E+03**
1091	SU5	7/28/2004	**1.02E+04**
1092	SU5	7/28/2004	**1.07E+04**
1093	SU5	7/28/2004	**1.06E+04**
1094	SU5	7/28/2004	**1.04E+04**
1095	SU5	7/28/2004	**1.00E+04**
1096	SU5	7/28/2004	**9.23E+03**
1097	SU5	7/28/2004	**9.60E+03**
1098	SU5	7/28/2004	**8.43E+03**
1099	SU5	7/28/2004	**1.13E+04**

RVAAP West Tank Farm Gamma Scan Data Sheet

Survey Point	Survey Unit	Date Surveyed	Gross CPM
1100	SU5	7/28/2004	**1.06E+04**
1101	SU5	7/28/2004	**1.01E+04**
1102	SU5	7/28/2004	**1.21E+04**
1103	SU5	7/28/2004	**7.94E+03**
1104	SU5	7/28/2004	**7.64E+03**
1105	SU5	7/28/2004	**1.06E+04**
1106	SU5	7/28/2004	**1.08E+04**
1107	SU5	7/28/2004	**1.10E+04**
1108	SU5	7/28/2004	**9.43E+03**
1109	SU5	7/28/2004	**8.38E+03**
1110	SU5	7/28/2004	**8.61E+03**
1111	SU5	7/28/2004	**7.35E+03**
1112	SU5	7/28/2004	**8.31E+03**
1113	SU5	7/28/2004	**7.16E+03**
1114	SU5	7/28/2004	**9.77E+03**
1115	SU5	7/28/2004	**9.62E+03**
1116	SU5	7/28/2004	**1.38E+04**
1117	SU5	7/28/2004	**1.02E+04**
1118	SU5	7/28/2004	**1.03E+04**
1119	SU5	7/28/2004	**6.85E+03**
1120	SU5	7/28/2004	**6.99E+03**
1121	SU5	7/28/2004	**7.38E+03**
1122	SU5	7/28/2004	**5.72E+03**
1123	SU5	7/28/2004	**7.50E+03**
1124	SU5	7/28/2004	**7.04E+03**
1125	SU5	7/28/2004	**9.12E+03**
1126	SU5	7/28/2004	**9.79E+03**
1127	SU5	7/28/2004	**9.35E+03**
1128	SU5	7/28/2004	**1.11E+04**
1129	SU5	7/28/2004	**1.00E+04**
1130	SU5	7/28/2004	**9.16E+03**
1131	SU5	7/28/2004	**7.37E+03**
1132	SU5	7/28/2004	**5.62E+03**
1133	SU5	7/28/2004	**6.65E+03**
1134	SU5	7/28/2004	**7.99E+03**
1135	SU5	7/28/2004	**1.02E+04**
1136	SU5	7/28/2004	**9.41E+03**
1137	SU5	7/28/2004	**9.59E+03**
1138	SU5	7/28/2004	**9.99E+03**
1139	SU5	7/28/2004	**1.08E+04**
1140	SU5	7/28/2004	**8.21E+03**
1141	SU5	7/28/2004	**7.07E+03**
1142	SU5	7/28/2004	**7.60E+03**
1143	SU5	7/28/2004	**8.00E+03**
1144	SU5	7/28/2004	**7.87E+03**
1145	SU5	7/28/2004	**7.54E+03**
1146	SU5	7/28/2004	**6.94E+03**
1147	SU5	7/28/2004	**8.93E+03**
1148	SU5	7/28/2004	**8.12E+03**
1149	SU5	7/28/2004	**6.37E+03**

RVAAP West Tank Farm Gamma Scan Data Sheet

Survey Point	Survey Unit	Date Surveyed	Gross CPM
1150	SU5	7/28/2004	**7.44E+03**
1151	SU5	7/28/2004	**1.22E+04**
1152	SU5	7/28/2004	**1.46E+04**
1153	SU5	7/28/2004	**1.39E+04**
1154	SU5	7/28/2004	**1.41E+04**
1155	SU5	7/28/2004	**1.50E+04**

Survey Unit #5 Gamma Scan Data

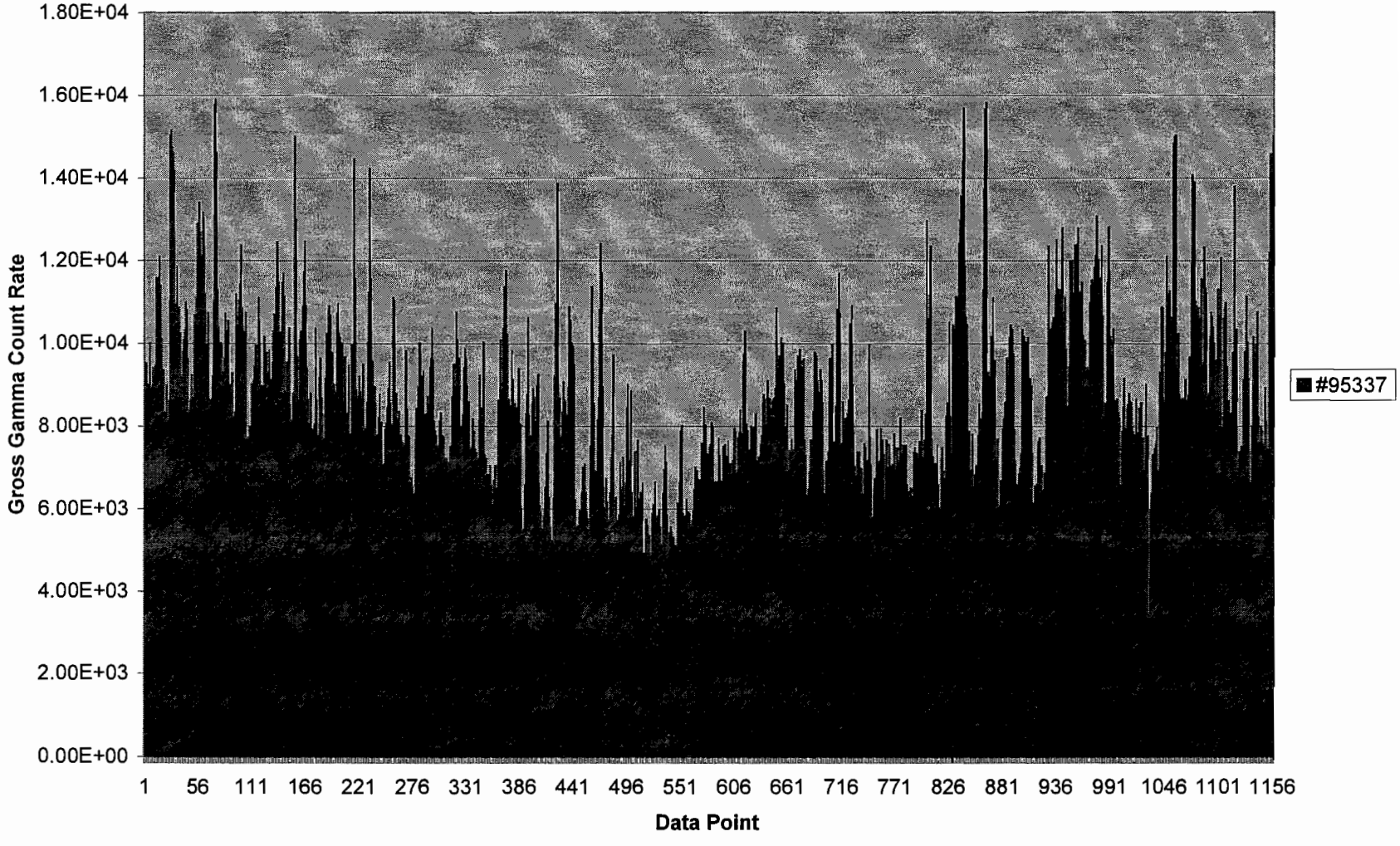

Appendix G

Soil Sample Laboratory Data

Appendix G

Soil Sample Laboratory Data

PARAGON ANALYTICS
225 Commerce Drive ◆ Fort Collins, CO 80524 ◆ (800) 443-1511 ◆ (970) 490-1511 ◆ FAX (970) 490-1522

September 1, 2004

Mr. Dan Spicuzza
New World Technology
322 Albert Street
Turtle Creek, PA 15145

Re: Paragon Workorder: 04-08-001
Client Project Name: Ravenna
Client Project Number: GA00563

Dear Mr. Spicuzza:

Sixteen soil samples were received from New World Technology on August 2, 2004. The samples were scheduled for Gamma Spectroscopy (pages 1-259) analysis. The results for this analysis are contained in the enclosed reports.

Thank you for your confidence in Paragon Analytics. Should you have any questions, please call.

Sincerely,

Paragon Analytics
Lance Steere
Senior Project Manager

LRS/ja
Enclosure: Report

Paragon Analytics

Sample Number(s) Cross-Reference Table

Paragon OrderNum: 0408001
Client Name: New World Technologies
Client Project Name: Ravenna
Client Project Number: GA00563
Client PO Number: 40149

Client Sample	Lab Sample Number	COC Number	Matrix	Date Collected	Time Collected
RBS-1	0408001-1		SOIL	27-Jul-04	8:55
RBS-2	0408001-2		SOIL	27-Jul-04	9:00
RBS-3	0408001-3		SOIL	27-Jul-04	9:10
RBS-4	0408001-4		SOIL	27-Jul-04	9:15
RBS-5	0408001-5		SOIL	27-Jul-04	9:20
RBS-6	0408001-6		SOIL	27-Jul-04	9:25
RBS-7	0408001-7		SOIL	27-Jul-04	9:30
RBS-8	0408001-8		SOIL	27-Jul-04	9:40
RBS-9	0408001-9		SOIL	27-Jul-04	9:50
RBS-10	0408001-10		SOIL	27-Jul-04	9:55
RBS-11	0408001-11		SOIL	27-Jul-04	10:00
RBS-12	0408001-12		SOIL	27-Jul-04	10:05
RBS-13	0408001-13		SOIL	27-Jul-04	10:10
RBS-14	0408001-14		SOIL	27-Jul-04	10:12
RBS-15	0408001-15		SOIL	27-Jul-04	10:15
RBS-16	0408001-16		SOIL	27-Jul-04	10:18

0408001

UL 8/2/04

Paragon Analytics
A Division of DataChem Laboratories, Inc.

225 Commerce Drive Fort Collins, CO 80524
800-443-1511 or (970) 490-1511 (970) 490-1522 Fax

Accession Number (LAB ID) ~~0407250~~

Chain-of-Custody Date 7-12-04 Page 1 of 3 **Originator:** Retain pink copy

Project Name / No.: Raymond / GA 00563 Sampler(s): Bradley Spicuzza Turnaround (circle one): Standard or Rush (Due 8-14-04) Dispose: Date 9-30-04 or Return to Client

Report To: Dan Spicuzza
Phone: (412) 824-1333
Fax: (412) 824-8256
E-mail:
Company: New World Technology
Address: 322 Albert St. Turtle Creek, PA 15145

Circle method (right); provide additional information as needed (comments).

Sample ID	Date	Time *	Lab ID	Matrix	Preservative (indicate type)	No. of Containers	VOCs SW8260B E624 E524.2	BTEX (only) SW8021B	SVOCs SW8270C E625	OC Pesticides SW8081A E608	PCBs SW8082 E608	Herbicides SW8151A	Explosives SW8330	TCLP Organics SW1311 SW8260B 8270C 8081A 8151A	TCLP Metals SW1311 SW6010B SW7471	Total Metals by ICP SW6010B 7470 7471 E200 ILMO__	Dissolved Metals by ICP SW6010B 7470 E200 ILMO__	Total Metals by ICP/MS SW6020 E200.8 ILMO__	Dissolved Metals by ICP/MS SW6020 E200.8 ILMO__	Hexavalent Chromium SW7196A Alkaline Digest? Y / N	Inorganic Anions SW9056 E300.0 (specify in comments)	Solids: Total E160.3 TDS E160.1 TSS E160.2	pH SW9040B SW9045C	TPH GRO DRO SW8015B (both)	Gross Alpha / Beta SW9310 E900.0	Actinides by Paragon SOP Pu / U / Am / Th / Cm / ___	Tritium E906.0	Total Alpha-Emitting Radium SW9315 E903.0	Radium 226 SW9320 E904.0	Strontium 89 D5811-00	Gamma Isotopes E901.1					
RBS-1	7/30/04	0855	1	S	NH	1																									X					
RBS-2		0900	2	S		1																									X					
RBS-3		0910	3	S		1																									X					
RBS-4		0915	4	S		1																									X					
RBS-5		0920	5	S		1																									X					
RBS-6		0925	6	S		1																									X					
RBS-7		0930	7	S		1																									X					
RBS-8		0940	8	S		1																									X					
RBS-9		0950	9	S		1																									X					
RBS-10		0955	10	S		1																									X					
RBS-11		1000	11	S		1																									X					

* Time Zone: EST CST MST PST Matrix Key: O = oil, S = soil, NS = non-soil solid, W = water, L = liquid, E = extract, F = filter

Comments: S - Soil

Relinquished By: (1)	Relinquished By: (2)
Signature [signature]	Signature
Printed Name D. Spicuzza	Printed Name
Date 7-30-04 Time 0800	Date Time
Company NWT	Company

Received By: (1)	Received By: (2)
Signature Eric Chorak	Signature
Printed Name ERIC CHORAK	Printed Name
Date 8/2/04 Time 0945	Date Time
Company PARAGON	Company

Form 202r5.xls (4/6/04)

0408001

Paragon Analytics
A Division of DataChem Laboratories, Inc.

225 Commerce Drive Fort Collins, CO 80524
800-443-1511 or (970) 490-1511 (970) 490-1522 Fax

Accession Number (LAB ID) _____

Chain-of-Custody Date 7-27-04 Page 1 of 3

Originator: Retain pink copy

Project Name / No.: Ravenna Sampler(s): Bradley Spicuzza Turnaround (circle one) Standard or Rush (Due 8-14-04) Dispose: Date 9-30-04 or Return to Client

Report To: Dan Spicuzza
Phone: (412) 824-1533
Fax: (412) 824-8256
E-mail:
Company: New World Technology
Address: 322 Albert St.
Turtle Creek, PA 15145

Circle method (right); provide additional information as needed (comments).

Sample ID	Date	Time *	Lab ID	Matrix	Preservative (indicate type)	No. of Containers	VOCs SW8260B E624 E524.2	BTEX (only) SW8021B	SVOCs SW8270C E625	OC Pesticides SW8081A E608	PCBs SW8082 E608	Herbicides SW8151A	Explosives SW8330	TCLP Organics SW1311 SW8260B 8270C 8081A 8151A	TCLP Metals SW1311 SW6010B SW7471	Total Metals by ICP SW6010B 7470 7471 E200 ILMO__	Dissolved Metals by ICP SW6010B 7470 E200 ILMO__	Total Metals by ICP/MS SW6020 E200.8 ILMO__	Dissolved Metals by ICP/MS SW6020 E200.8 ILMO__	Hexavalent Chromium SW7196A Alkaline Digest? Y / N	Inorganic Anions SW9056 E300.0 (specify in comments)	Solids: Total E160.3 TDS E160.1 TSS E160.2	pH SW9040B SW9045C	TPH GRO DRO SW8015B (both)	Gross Alpha / Beta SW9310 E900.0	Actinides by Paragon SOP Pu / U / Am / Th / Cm / ___	Tritium E906.0	Total Alpha-Emitting Radium SW9315 E903.0	Radium 226 E903.1 Radium 228 SW9320 E904.0	Strontium 89 D5811-00 Strontium 90 D5811-00	Gamma Isotopes E901.1 Ac-228
RBS-12	7-27-04	1005	12	S	N/A	1																									X
RBS-13		1010	13	S		1																									X
RBS-14		1012	14	S		1																									X
RBS-15		1015	15	S		1																									X
RBS-16		1018	16	S		1																									X
RBS-17		1020	1	S		1																									X
RBS-18		1022	2	S		1																									X
RBS-19		1025	3	S		1																									X
RBS-20		1027	4	S		1																									X
RBS-21		1030	5	S		1																									X
RBS-22		1032	6	S		1																									X

0408001

0408002

* Time Zone: EST CST MST PST Matrix Key: O = oil, S = soil, NS = non-soil solid, W = water, L = liquid, E = extract, F = filter

Comments: S - Soil

Relinquished By: (1)
Signature [signature]
Printed Name D. Spicuzza
Date 7-30-04 Time 0800
Company NWT

Relinquished By: (2)
Signature _____
Printed Name _____
Date _____ Time _____
Company _____

Received By: (1)
Signature [signature]
Printed Name ERIN CHOKAR
Date 8/2/04 Time 0945
Company PARAGON

Received By: (2)
Signature _____
Printed Name _____
Date _____ Time _____
Company _____

Form 202r5.xls (4/6/04)

Paragon Analytics

CONDITION OF SAMPLE UPON RECEIPT FORM

Client: NWT Workorder No: 0408001

Project Manager: LRS Initials: GL Date: 8/2/04

1.	Does this project require any **special handling** in addition to standard Paragon procedures?		YES	NO
2.	Is **pre-screening** required per SOP 008?		YES	NO
3.	Are custody **seals** on **shipping containers** intact?	N/A	YES	NO
4.	Are custody **seals** on **sample containers** intact?	N/A	YES	NO
5.	Is there a **COC (Chain-of-Custody) present** or other representative documents?		YES	NO
6.	Is the **COC** (if applicable) **complete and legible**?	N/A	YES	NO
7.	Are **bottle IDs legible** and in **agreement** with **COC sample IDs**?	N/A	YES	NO
8.	Is the COC in agreement with samples received? (**# of samples, # of containers, matrix**)	N/A	YES	NO
9.	Were **airbills** present and/or removable?	N/A	YES	NO
10.	Are all **aqueous samples** requiring preservation **preserved correctly**? (excluding volatile organics)	N/A	YES	NO
11.	Are all aqueous **non-preserved samples** at the **correct pH**?	N/A	YES	NO
12.	Is there **sufficient sample** for the requested analyses?		YES	NO
13.	Were all samples placed in the **proper containers** for the requested analyses?		YES	NO
14.	Are all samples within **holding times** for the requested analyses?		YES	NO
15.	Were all sample containers received **intact**? (not broken or leaking, etc.)		YES	NO
16.	Are all samples requiring no headspace (volatiles, reactive cyanide/sulfide, radon), headspace free? **Size of bubble**: ____ < green pea ____ > green pea	N/A	YES	NO
17.	Were samples checked for and free from the presence of **residual chlorine?** (Applicable when PM has indicated samples are from a chlorinated water source; note if field preservation with sodium thiosulfate was not observed.)	N/A	YES	NO
18.	Were the sample(s) **shipped on ice**?	N/A	YES	NO
19.	Were cooler temperatures measured at 0.1-6.0°C? **IR gun used*: #1 #2**	N/A	YES	NO

*IR Gun #1: Raytek, SN SC-PM3/T29403	Cooler #'s	1						
*IR Gun #2: Oakton, SN 2SCIR1201	Temperature	Amb.						
	No. of custody seals	1						
DOT Survey/ Acceptance Information	External µR/hr reading	15						
	Background µR/hr reading	15						

Were external µR/hr readings ≤ two times background and within DOT acceptance criteria? **YES / NO** (If no, see Form 008.)

Additional Information: PROVIDE DETAILS BELOW FOR A NO RESPONSE TO ANY QUESTION ABOVE EXCEPT #1 AND #2.

- Multiple samples received w/ mud on outside of containers
- Samples 7 & 15 were received w/ lids open RBS-7,15
- Sample 15 has small crack in lid.
- Unable to determine if cross-contamination from above problems.

Per Erin 8/3, only minor losses from the jars. Proceed

If applicable, was the client contacted? YES / NO / NA Contact Name: D. Sprenger Date/Time: 8/3 11:56

Project Manager Signature/ Date: 8/3/04

Form 201r18.xls (6/26/04)

FedEx Express USA Airbill

FedEx Tracking Number 827057346122

0200 **Recipient's Copy**

1 From

Date 7-30-04

Sender's Name Jay Spaeth Phone 412-824-1332

Company NWT

Address 314 Albert St

Dept./Floor/Suite/Room

City Turtle Creek State PA ZIP 15145

2 Your Internal Billing Reference GA00562

3 To

Recipient's Name Luce Stroce Phone 970 490-1511

Company Research Institute Inc

Address 215 Commerce Dr

To "HOLD" at FedEx location, print FedEx address. We cannot deliver to P.O. boxes or P.O. ZIP codes.

Dept./Floor/Suite/Room

City Ft Collins State CO ZIP 80524

827057346122

4a Express Package Service — *Packages up to 150 lbs.* Delivery commitment may be later in some areas.

- [ ] FedEx Priority Overnight — Next business morning
- [x] FedEx Standard Overnight — Next business afternoon
- [ ] FedEx First Overnight — Earliest next business morning delivery to select locations
- [ ] FedEx 2Day* — Second business day
- [ ] FedEx Express Saver* — Third business day

* FedEx Envelope/Letter Rate not available. Minimum charge: One-pound rate

4b Express Freight Service — *Packages over 150 lbs.* Delivery commitment may be later in some areas.

- [ ] FedEx 1Day Freight* — Next business day
- [ ] FedEx 2Day Freight — Second business day
- [ ] FedEx 3Day Freight — Third business day

* Call for Confirmation: _____

5 Packaging — * Declared value limit $500

- [ ] FedEx Envelope/Letter*
- [ ] FedEx Pak*
- [x] Other Pkg. — Includes FedEx Box, FedEx Tube, and customer pkg.

6 Special Handling — Include FedEx address in Section 3.

- [ ] SATURDAY Delivery — Available only for FedEx Priority Overnight and FedEx 2Day to select ZIP codes
- [ ] SUNDAY Delivery — Available only for FedEx Priority Overnight to select ZIP codes
- [ ] HOLD Weekday at FedEx Location — Not available with FedEx First Overnight
- [ ] HOLD Saturday at FedEx Location — Available only for FedEx Priority Overnight and FedEx 2Day to select locations

Does this shipment contain dangerous goods? One box must be checked.

- [x] No
- [ ] Yes — As per attached Shipper's Declaration
- [ ] Yes — Shipper's Declaration not required
- [ ] Dry Ice — Dry Ice, 9, UN 1845 _____ x _____ kg

Dangerous Goods cannot be shipped in FedEx packaging.

- [ ] Cargo Aircraft Only

7 Payment Bill to: Enter FedEx Acct. No. or Credit Card No. below.

- [x] Sender — Acct. No. in Section 1 will be billed.
- [ ] Recipient
- [ ] Third Party
- [ ] Credit Card
- [ ] Cash/Check
- [ ] Obtain Recip. Acct. No.

Total Packages	Total Weight	Total Declared Value†	Total Charges
1	72	$ .00	Credit Card Auth.

†Our liability is limited to $100 unless you declare a higher value. See back for details.

8 Release Signature *Sign to authorize delivery without obtaining signature.*

By signing you authorize us to deliver this shipment without obtaining a signature and agree to indemnify and hold us harmless from any resulting claims.

Questions? Visit our Web site at www.fedex.com or call 1-800-Go-FedEx® (800)463-3339.

Rev. Date 7/00 • Part #154815 • ©1994-2000 FedEx • PRINTED IN U.S.A. GBFE 1/01

360

1st Seal

0408001

ac 8/2/04 G407250

Paragon Analytics

Radiochemistry Case Narrative
Gamma Spectroscopy

New World Technologies

Ravenna / GA00563

Paragon Work Order 0408001

1. This report consists of analysis results for sixteen soil samples received by Paragon Analytics on 8/2/04. The analysis results for these samples are reported on a 'dry weight' basis in units of pCi/gram.

2. These samples were prepared according to Paragon Analytics procedure PA SOP739R8.

3. The samples were analyzed for the presence of gamma emitting radionuclides according to Paragon Analytics procedure PA SOP713R8. The analyses were completed on 8/17/04.

4. Sample volumes were insufficient to allow preparation of duplicates. Duplicate analyses of samples RBS-2 and RBS-10 (PA ID 0408001-2 and -10) were performed in lieu of prepared duplicates.

5. There are cases where the sample density is less than the associated calibration standard density. Cases that exceed the limit of +/- 15% of the density of the calibration standard are flagged with a 'G', denoting a significant density difference between the sample and calibration standard. Consequently, the results may be biased high for the flagged results in this workorder. If requested, Paragon Analytics will perform a transmission spike in order to estimate a magnitude of this bias. The results are reported without further qualification.

6. Activity concentrations above the calculated MDC are reported in some instances where minimum nuclide identification criteria are not met. Such tentative identifications result when the software attempts to calculate net activity concentrations for analytes where either one or both of the following criteria are not satisfied: the 'diagnostic' peak for a nuclide must be identified above the critical level, or the minimum library peak abundance must be attained. Nuclides not meeting these requirements have been flagged with a "TI" qualifier.

7. Paragon Analytics has found there to be a significant low bias to Pb-214 and Bi-214 results when using a mixed nuclide gamma source for efficiency calibrations. The magnitude of this bias has been determined to be approximately 32% for Bi-214, and 23% for Pb-214. Therefore, any reported results for Pb-214 and Bi-214 are flagged with a "J" qualifier, indicating the activity values to be an estimated value. Results are reported without further qualification.

8. Paragon Analytics follows the convention outlined in ANSI N42.23 for reporting significant digits in the TPU and MDC results. ANSI N42.23 states that the TPU result should be rounded to two significant digits and that the MDC result should be rounded to the same decimal place as the TPU result. In practice, this could result in an MDC result with a

reported value of 0 for samples with significant activity, including the batch laboratory control sample.

9. There are cases where the magnitude of negative activity is greater than the 2-sigma TPU. Under typical conditions, where background data is normally distributed and analyzed by paired observations, this event is likely to occur at least 2.5% of the time. Review of the data does not indicate a problem with the instrument or reporting systems and results are reported without further qualification.

10. No problems were encountered with either the client samples or the associated quality control samples. All quality control criteria were met.

The data contained in the following report have been reviewed and approved by the personnel listed below. In addition, Paragon Analytics certifies that the analyses reported herein are true, complete and correct within the limits of the methods employed.

Radiochemistry Instrument Technician	8-30-04 Date
Leah Balko Radiochemistry Final Data Review	8/31/04 Date

1

PARAGON ANALYTICS
Radiochemistry Data Package

Section 1

SAMPLE RESULTS SUMMARY

A summary report is not provided.

Please refer to the individual sample results data in Section 3.

PARAGON ANALYTICS

Radiochemistry Data Package

2

Section 2

QC RESULTS SUMMARY

Gamma Spectroscopy Results

PAI 713 Rev 8

Method Blank Results

Lab Name: Paragon Analytics
Work Order Number: 0408001
Client Name: New World Technologies
ClientProject ID: Ravenna GA00563

Lab ID: GS040806-1MB

Sample Matrix: SOIL
Prep SOP: PAI 739 Rev 8
Date Collected: 06-Aug-04
Date Prepared: 06-Aug-04
Date Analyzed: 11-Aug-04

Prep Batch: GS040806-1
QCBatchID: GS040806-1-1
Run ID: GS040806-1A
Count Time: 30 minutes

Final Aliquot: 500 g
Result Units: pCi/g
File Name: 041374D08A

Library: FANP

CASNO	Target Nuclide	Result +/- 2 s TPU	MDC	Lab Qualifier
14331-83-0	Ac-228	0.06 +/- 0.15	0.26	U
14391-76-5	Ag-110m	-0.013 +/- 0.029	0.062	U
14682-66-7	Al-26	0.020 +/- 0.036	0.063	U
14596-10-2	Am-241	-0.038 +/- 0.046	0.094	U
13966-02-4	Be-7	0 +/- 0.25	0.47	U
14913-49-6	Bi-212	0 +/- 0.51	0.98	U
14733-03-0	Bi-214	0.054 +/- 0.086	0.145	U,J
13982-30-4	Ce-139	0.012 +/- 0.018	0.031	U
14762-78-8	Ce-144	0.01 +/- 0.12	0.22	U
14093-03-9	Co-56	-0.003 +/- 0.048	0.102	U
13981-50-5	Co-57	0 +/- 0.013	0.025	U
13981-38-9	Co-58	-0.004 +/- 0.021	0.047	U
10198-40-0	Co-60	0.017 +/- 0.020	0.016	TI
14392-02-0	Cr-51	0.12 +/- 0.22	0.38	U
13967-70-9	Cs-134	-0.008 +/- 0.032	0.064	U

Comments:

Qualifiers/Flags:

U - Result is less than the sample specific MDC or less than the associated TPU
Y1 - Chemical Yield is in control at 100-110%. Quantitative Yield is assumed.
Y2 - Chemical Yield outside default limits.
LT - Result is less than Requested MDC, greater than sample specific MDC.
SQ - Spectral quality prevents accurate quantitation.
SI - Nuclide identification and/or quantitation is tentative.
TI - Nuclide identification is tentative.
R - Nuclide has exceeded 8 halflives.
M - Requested MDC not met.
B - Analyte concentration greater than MDC.
B3 - Analyte concentration greater than MDC but less than Requested MDC.

Abbreviations:

TPU - Total Propagated Uncertainty (see PAI SOP 743)
MDC - Minimum Detectable Concentration (see PAI SOP 709)
BDL - Below Detection Limit

Data Package ID: *GSS0408001-1*

Gamma Spectroscopy Results

PAI 713 Rev 8

Method Blank Results

Lab Name: Paragon Analytics
Work Order Number: 0408001
Client Name: New World Technologies
ClientProject ID: Ravenna GA00563

Lab ID: GS040806-1MB

Library: FANP

Sample Matrix: SOIL
Prep SOP: PAI 739 Rev 8
Date Collected: 06-Aug-04
Date Prepared: 06-Aug-04
Date Analyzed: 11-Aug-04

Prep Batch: GS040806-1
QCBatchID: GS040806-1-1
Run ID: GS040806-1A
Count Time: 30 minutes

Final Aliquot: 500 g
Result Units: pCi/g
File Name: 041374D08A

CASNO	Target Nuclide	Result +/- 2 s TPU	MDC	Lab Qualifier
10045-97-3	Cs-137	-0.001 +/- 0.027	0.055	U
14683-23-9	Eu-152	0.07 +/- 0.20	0.38	U
15585-10-1	Eu-154	0.04 +/- 0.19	0.37	U
14391-16-3	Eu-155	-0.019 +/- 0.055	0.109	U
14596-12-4	Fe-59	0.018 +/- 0.050	0.095	U
10043-66-0	I-131	-0.010 +/- 0.025	0.051	U
13966-00-2	K-40	0.56 +/- 0.48	0.66	U
13966-31-9	Mn-54	-0.016 +/- 0.034	0.072	U
13966-32-0	Na-22	-0.002 +/- 0.033	0.070	U
14681-63-1	Nb-94	-0.004 +/- 0.037	0.071	U
13967-76-5	Nb-95	0.030 +/- 0.035	0.056	U
15100-28-4	Pa-234m	-1.0 +/- 5.6	11.7	U
15092-94-1	Pb-212	0.031 +/- 0.046	0.077	U
15067-28-4	Pb-214	0.030 +/- 0.059	0.103	U,J
13967-48-1	Ru-106	-0.10 +/- 0.29	0.60	U

Comments:

Qualifiers/Flags:

U - Result is less than the sample specific MDC or less than the associated TPU
Y1 - Chemical Yield is in control at 100-110%. Quantitative Yield is assumed.
Y2 - Chemical Yield outside default limits.
LT - Result is less than Requested MDC, greater than sample specific MDC.
SQ - Spectral quality prevents accurate quantitation.
SI - Nuclide identification and/or quantitation is tentative.
TI - Nuclide identification is tentative.
R - Nuclide has exceeded 8 halflives.
M - Requested MDC not met.
B - Analyte concentration greater than MDC.
B3 - Analyte concentration greater than MDC but less than Requested MDC.

Abbreviations:

TPU - Total Propagated Uncertainty (see PAI SOP 743)
MDC - Minimum Detectable Concentration (see PAI SOP 709)
BDL - Below Detection Limit

Data Package ID: *GSS0408001-1*

Gamma Spectroscopy Results

PAI 713 Rev 8

Method Blank Results

Lab Name: Paragon Analytics
Work Order Number: 0408001
Client Name: New World Technologies
ClientProject ID: Ravenna GA00563

Lab ID: GS040806-1MB

Library: FANP

Sample Matrix: SOIL
Prep SOP: PAI 739 Rev 8
Date Collected: 06-Aug-04
Date Prepared: 06-Aug-04
Date Analyzed: 11-Aug-04

Prep Batch: GS040806-1
QCBatchID: GS040806-1-1
Run ID: GS040806-1A
Count Time: 30 minutes

Final Aliquot: 500 g
Result Units: pCi/g
File Name: 041374D08A

CASNO	Target Nuclide	Result +/- 2 s TPU	MDC	Lab Qualifier
14683-10-4	Sb-124	-0.028 +/- 0.034	0.072	U
14234-35-6	Sb-125	0.055 +/- 0.093	0.157	U
13967-63-0	Sc-46	-0.007 +/- 0.029	0.063	U
15623-47-9	Th-227	-0.16 +/- 0.15	0.31	U
15065-10-8	Th-234	0.03 +/- 0.30	0.53	U
14913-50-9	Tl-208	-0.003 +/- 0.040	0.076	U
15117-96-1	U-235	0 +/- 0.11	0.21	U
13982-39-3	Zn-65	-0.040 +/- 0.069	0.158	U

Comments:

Qualifiers/Flags:

U - Result is less than the sample specific MDC or less than the associated TPU
Y1 - Chemical Yield is in control at 100-110%. Quantitative Yield is assumed.
Y2 - Chemical Yield outside default limits.
LT - Result is less than Requested MDC, greater than sample specific MDC.
SQ - Spectral quality prevents accurate quantitation.
SI - Nuclide identification and/or quantitation is tentative.
TI - Nuclide identification is tentative.
R - Nuclide has exceeded 8 halflives.
M - Requested MDC not met.
B - Analyte concentration greater than MDC.
B3 - Analyte concentration greater than MDC but less than Requested MDC.

Abbreviations:

TPU - Total Propagated Uncertainty (see PAI SOP 743)
MDC - Minimum Detectable Concentration (see PAI SOP 709)
BDL - Below Detection Limit

Data Package ID: *GSS0408001-1*

Gamma Spectroscopy Results

PAI 713 Rev 8

Laboratory Control Sample(s)

Lab Name: Paragon Analytics
Work Order Number: 0408001
Client Name: New World Technologies
ClientProject ID: Ravenna GA00563

Lab ID: GS040806-1LCS

Library: ANALYTICAL

Sample Matrix: SOIL
Prep SOP: PAI 739 Rev 8
Date Collected: 06-Aug-04
Date Prepared: 06-Aug-04
Date Analyzed: 11-Aug-04

Prep Batch: GS040806-1
QCBatchID: GS040806-1-1
Run ID: GS040806-1A
Count Time: 30 minutes

Final Aliquot: 500 g
Result Units: pCi/g
File Name: 041375D08A

CASNO	Target Nuclide	Results +/- 2s TPU	MDC	Spike Added	% Rec	Control Limits	Lab Qualifier
14596-10-2	Am-241	218 +/- 26	1	212	103	85 - 115	P
10198-40-0	Co-60	113 +/- 13	0	117	96.1	85 - 115	P
10045-97-3	Cs-137	85 +/- 10	1	85.4	99.0	85 - 115	P

Comments:

Qualifiers/Flags:

U - Result is less than the sample specific MDC or less than the associated TPU
LT - Result is less than Requested MDC, greater than sample specific MDC.
Y1 - Chemical Yield is in control at 100-110%. Quantitative Yield is assumed.
Y2 - Chemical Yield outside default limits.
L - LCS Recovery below lower control limit.
H - LCS Recovery above upper control limit.
P - LCS Recovery within control limits.
M - The requested MDC was not met.
M3 - The requested MDC was not met, but thereported activity is greater than the reported MDC.

Abbreviations:

TPU - Total Propagated Uncertainty (see PAI SOP 743)
MDC - Minimum Detectable Concentration (see PAI SOP 709)

SQ - Spectral quality prevents accurate quantitation.
SI - Nuclide identification and/or quantitation is tentative.
TI - Nuclide identification is tentative.
R - Nuclide has exceeded 8 halflives.

Data Package ID: *GSS0408001-1*

Gamma Spectroscopy Results

PAI 713 Rev 8

Duplicate Sample Results (DER)

Lab Name: Paragon Analytics
Work Order Number: 0408001
Client Name: New World Technologies
ClientProject ID: Ravenna GA00563

Field ID: RBS-2
Lab ID: 0408001-2DUP

Library: FANP

Sample Matrix: SOIL
Prep SOP: PAI 739 Rev 8
Date Collected: 27-Jul-04
Date Prepared: 06-Aug-04
Date Analyzed: 09-Aug-04

Prep Batch: GS040806-1
QCBatchID: GS040806-1-1
Run ID: GS040806-1A
Count Time: 30 minutes
Report Basis: Dry Weight

Final Aliquot: 339 g
Prep Basis: Dry Weight
Moisture(%): NA
Result Units: pCi/g
File Name: 041576D04A

CASNO	Analyte	Sample Result +/- 2 s TPU	Duplicate Result +/- 2 s TPU	DER	Control Limit	Lab Qualifiers
14331-83-0	Ac-228	0.98 +/- 0.31	1.42 +/- 0.39	0.87	2.13	G
14391-76-5	Ag-110m	-0.010 +/- 0.091	0.034 +/- 0.066	0.40	2.13	U,G
14682-66-7	Al-26	-0.005 +/- 0.065	-0.067 +/- 0.080	0.60	2.13	U,G
14596-10-2	Am-241	-0.12 +/- 0.66	-0.25 +/- 0.36	0.17	2.13	U,G
13966-02-4	Be-7	0.45 +/- 0.73	0.27 +/- 0.55	0.19	2.13	U,G
14913-49-6	Bi-212	0.9 +/- 1.2	2.2 +/- 1.1	0.74	2.13	G,TI
14733-03-0	Bi-214	1.00 +/- 0.26	0.99 +/- 0.27	0.02	2.13	G,J
13982-30-4	Ce-139	0 +/- 0.059	0.045 +/- 0.042	0.62	2.13	U,G
14762-78-8	Ce-144	0.05 +/- 0.42	-0.06 +/- 0.31	0.21	2.13	U,G
14093-03-9	Co-56	0.06 +/- 0.21	0.09 +/- 0.15	0.14	2.13	U,G
13981-50-5	Co-57	-0.032 +/- 0.055	0.018 +/- 0.041	0.72	2.13	U,G
13981-38-9	Co-58	0.016 +/- 0.076	-0.059 +/- 0.056	0.79	2.13	U,G
10198-40-0	Co-60	0.020 +/- 0.088	-0.018 +/- 0.065	0.34	2.13	U,G
14392-02-0	Cr-51	-0.03 +/- 0.63	0.11 +/- 0.58	0.16	2.13	U,G
13967-70-9	Cs-134	-0.009 +/- 0.065	0.003 +/- 0.068	0.13	2.13	U,G
10045-97-3	Cs-137	0.124 +/- 0.077	0.125 +/- 0.088	0.01	2.13	U,G
14683-23-9	Eu-152	0.04 +/- 0.46	-0.09 +/- 0.34	0.23	2.13	U,G

Comments:

Duplicate Qualifiers/Flags:

U - Result is less than the sample specific MDC.
Y1 - Chemical Yield is in control at 100-110%. Quantitative yield is assumed.
Y2 - Chemical Yield outside default limits.
W - DER is greater than Warning Limit of 1.42
D - DER is greater than Control Limit of 2.13
LT - Result is less than Request MDC, greater than sample specific MDC
M - Requested MDC not met.
M3 - The requested MDC was not met, but the reported activity is greater than the reported MDC.
L - LCS Recovery below lower control limit.
H - LCS Recovery above upper control limit.
P - LCS, Matrix Spike Recovery within control limits.
N - Matrix Spike Recovery outside control limits
SQ - Spectral quality prevents accurate quantitation.
SI - Nuclide identification and/or quantitation is tentative.
TI - Nuclide identification is tentative.
R - Nuclide has exceeded 8 halflives.
G - Sample density differs by more than 15% of LCS density.

Abbreviations:

TPU - Total Propagated Uncertainty (see PAI SOP 743)
DER - Duplicate Error Ratio
BDL - Below Detection Limit
NR - Not Reported

Data Package ID: *GSS0408001-1*

Gamma Spectroscopy Results

PAI 713 Rev 8

Duplicate Sample Results (DER)

Lab Name: Paragon Analytics
Work Order Number: 0408001
Client Name: New World Technologies
ClientProject ID: Ravenna GA00563

Field ID: RBS-2
Lab ID: 0408001-2DUP

Library: FANP

Sample Matrix: SOIL
Prep SOP: PAI 739 Rev 8
Date Collected: 27-Jul-04
Date Prepared: 06-Aug-04
Date Analyzed: 09-Aug-04

Prep Batch: GS040806-1
QCBatchID: GS040806-1-1
Run ID: GS040806-1A
Count Time: 30 minutes
Report Basis: Dry Weight

Final Aliquot: 339 g
Prep Basis: Dry Weight
Moisture(%): NA
Result Units: pCi/g
File Name: 041576D04A

15585-10-1	Eu-154	0.14 +/- 0.40	0.12 +/- 0.41	0.04	2.13	U,G
14391-16-3	Eu-155	-0.04 +/- 0.26	0 +/- 0.18	0.12	2.13	U,G
14596-12-4	Fe-59	0.03 +/- 0.20	-0.01 +/- 0.15	0.19	2.13	U,G
10043-66-0	I-131	0 +/- 0.21	-0.04 +/- 0.18	0.16	2.13	U,G
13966-00-2	K-40	21.4 +/- 3.7	21.5 +/- 3.7	0.02	2.13	G
13966-31-9	Mn-54	-0.029 +/- 0.074	0.055 +/- 0.076	0.79	2.13	U,G
13966-32-0	Na-22	-0.059 +/- 0.088	-0.002 +/- 0.086	0.46	2.13	U,G
14681-63-1	Nb-94	0.040 +/- 0.074	0.014 +/- 0.070	0.26	2.13	U,G
13967-76-5	Nb-95	-0.061 +/- 0.075	-0.057 +/- 0.083	0.04	2.13	U,G
15100-28-4	Pa-234m	-5 +/- 12	0 +/- 13	0.29	2.13	U,G
15092-94-1	Pb-212	1.35 +/- 0.25	1.21 +/- 0.23	0.43	2.13	G
15067-28-4	Pb-214	0.88 +/- 0.21	1.02 +/- 0.22	0.46	2.13	G,J
13967-48-1	Ru-106	0.24 +/- 0.71	-0.31 +/- 0.63	0.57	2.13	U,G
14683-10-4	Sb-124	0 +/- 0.071	-0.027 +/- 0.078	0.26	2.13	U,G
14234-35-6	Sb-125	0.07 +/- 0.17	0.02 +/- 0.13	0.23	2.13	U,G
13967-63-0	Sc-46	0 +/- 0.080	0.034 +/- 0.079	0.30	2.13	U,G
15623-47-9	Th-227	-0.20 +/- 0.61	0.07 +/- 0.54	0.32	2.13	U,G
15065-10-8	Th-234	1.7 +/- 2.3	1.3 +/- 1.1	0.16	2.13	U,G
14913-50-9	Tl-208	0.39 +/- 0.13	0.36 +/- 0.12	0.15	2.13	G

Comments:

Duplicate Qualifiers/Flags:

U - Result is less than the sample specific MDC.
Y1 - Chemical Yield is in control at 100-110%. Quantitative yield is assumed.
Y2 - Chemical Yield outside default limits.
W - DER is greater than Warning Limit of 1.42
D - DER is greater than Control Limit of 2.13
LT - Result is less than Request MDC, greater than sample specific MDC
M - Requested MDC not met.
M3 - The requested MDC was not met, but the reported activity is greater than the reported MDC.
L - LCS Recovery below lower control limit.
H - LCS Recovery above upper control limit.
P - LCS, Matrix Spike Recovery within control limits.
N - Matrix Spike Recovery outside control limits

SQ - Spectral quality prevents accurate quantitation.
SI - Nuclide identification and/or quantitation is tentative.
TI - Nuclide identification is tentative.
R - Nuclide has exceeded 8 halflives.
G - Sample density differs by more than 15% of LCS density.

Abbreviations:

TPU - Total Propagated Uncertainty (see PAI SOP 743)
DER - Duplicate Error Ratio
BDL - Below Detection Limit
NR - Not Reported

Data Package ID: *GSS0408001-1*

Gamma Spectroscopy Results

PAI 713 Rev 8

Duplicate Sample Results (DER)

Lab Name: Paragon Analytics
Work Order Number: 0408001
Client Name: New World Technologies
ClientProject ID: Ravenna GA00563

Field ID: RBS-2
Lab ID: 0408001-2DUP

Library: FANP

Sample Matrix: SOIL
Prep SOP: PAI 739 Rev 8
Date Collected: 27-Jul-04
Date Prepared: 06-Aug-04
Date Analyzed: 09-Aug-04

Prep Batch: GS040806-1
QCBatchID: GS040806-1-1
Run ID: GS040806-1A
Count Time: 30 minutes
Report Basis: Dry Weight

Final Aliquot: 339 g
Prep Basis: Dry Weight
Moisture(%): NA
Result Units: pCi/g
File Name: 041576D04A

15117-96-1	U-235	0.18 +/- 0.40	0.27 +/- 0.28	0.19	2.13	U,G
13982-39-3	Zn-65	-0.05 +/- 0.24	-0.28 +/- 0.21	0.73	2.13	U,G

Comments:

Duplicate Qualifiers/Flags:

U - Result is less than the sample specific MDC.
Y1 - Chemical Yield is in control at 100-110%. Quantitative yield is assumed.
Y2 - Chemical Yield outside default limits.
W - DER is greater than Warning Limit of 1.42
D - DER is greater than Control Limit of 2.13
LT - Result is less than Request MDC, greater than sample specific MDC
M - Requested MDC not met.
M3 - The requested MDC was not met, but the reported activity is greater than the reported MDC.
L - LCS Recovery below lower control limit.
H - LCS Recovery above upper control limit.
P - LCS, Matrix Spike Recovery within control limits.
N - Matrix Spike Recovery outside control limits

SQ - Spectral quality prevents accurate quantitation.
SI - Nuclide identification and/or quantitation is tentative.
TI - Nuclide identification is tentative.
R - Nuclide has exceeded 8 halflives.
G - Sample density differs by more than 15% of LCS density.

Abbreviations:

TPU - Total Propagated Uncertainty (see PAI SOP 743)
DER - Duplicate Error Ratio
BDL - Below Detection Limit
NR - Not Reported

Data Package ID: *GSS0408001-1*

Gamma Spectroscopy Results

PAI 713 Rev 8

Duplicate Sample Results (DER)

Lab Name: Paragon Analytics
Work Order Number: 0408001
Client Name: New World Technologies
ClientProject ID: Ravenna GA00563

Field ID: RBS-10
Lab ID: 0408001-10DUP

Library: FANP

Sample Matrix: SOIL
Prep SOP: PAI 739 Rev 8
Date Collected: 27-Jul-04
Date Prepared: 06-Aug-04
Date Analyzed: 10-Aug-04

Prep Batch: GS040806-1
QCBatchID: GS040806-1-1
Run ID: GS040806-1A
Count Time: 30 minutes
Report Basis: Dry Weight

Final Aliquot: 380 g
Prep Basis: Dry Weight
Moisture(%): NA
Result Units: pCi/g
File Name: 040233D05A

CASNO	Analyte	Sample Result +/- 2s TPU	Duplicate Result +/- 2s TPU	DER	Control Limit	Lab Qualifiers
14331-83-0	Ac-228	1.19 +/- 0.31	1.08 +/- 0.29	0.26	2.13	G
14391-76-5	Ag-110m	0.024 +/- 0.089	-0.042 +/- 0.092	0.51	2.13	U,G
14682-66-7	Al-26	0.013 +/- 0.054	-0.053 +/- 0.072	0.73	2.13	U,G
14596-10-2	Am-241	-0.02 +/- 0.12	0.19 +/- 0.58	0.35	2.13	U,G
13966-02-4	Be-7	-0.19 +/- 0.47	-0.10 +/- 0.61	0.13	2.13	U,G
14913-49-6	Bi-212	2.1 +/- 1.2	1.1 +/- 1.0	0.64	2.13	U,G
14733-03-0	Bi-214	0.89 +/- 0.24	0.79 +/- 0.22	0.28	2.13	G,J
13982-30-4	Ce-139	-0.013 +/- 0.050	-0.011 +/- 0.054	0.02	2.13	U,G
14762-78-8	Ce-144	0.03 +/- 0.30	-0.24 +/- 0.36	0.57	2.13	U,G
14093-03-9	Co-56	0.02 +/- 0.19	0.07 +/- 0.17	0.21	2.13	U,G
13981-50-5	Co-57	-0.006 +/- 0.033	-0.016 +/- 0.049	0.17	2.13	U,G
13981-38-9	Co-58	-0.100 +/- 0.069	0.032 +/- 0.070	1.35	2.13	U,G
10198-40-0	Co-60	-0.022 +/- 0.068	-0.055 +/- 0.068	0.34	2.13	U,G
14392-02-0	Cr-51	0.48 +/- 0.67	-0.01 +/- 0.62	0.54	2.13	U,G
13967-70-9	Cs-134	-0.016 +/- 0.069	0.01 +/- 0.10	0.20	2.13	U,G
10045-97-3	Cs-137	0.215 +/- 0.093	0.230 +/- 0.090	0.12	2.13	G
14683-23-9	Eu-152	0.03 +/- 0.33	0.08 +/- 0.33	0.10	2.13	U,G

Comments:

Duplicate Qualifiers/Flags:

U - Result is less than the sample specific MDC.
Y1 - Chemical Yield is in control at 100-110%. Quantitative yield is assumed.
Y2 - Chemical Yield outside default limits.
W - DER is greater than Warning Limit of 1.42
D - DER is greater than Control Limit of 2.13
LT - Result is less than Request MDC, greater than sample specific MDC
M - Requested MDC not met.
M3 - The requested MDC was not met, but the reported activity is greater than the reported MDC.
L - LCS Recovery below lower control limit.
H - LCS Recovery above upper control limit.
P - LCS, Matrix Spike Recovery within control limits.
N - Matrix Spike Recovery outside control limits
SQ - Spectral quality prevents accurate quantitation.
SI - Nuclide identification and/or quantitation is tentative.
TI - Nuclide identification is tentative.
R - Nuclide has exceeded 8 halflives.
G - Sample density differs by more than 15% of LCS density.

Abbreviations:

TPU - Total Propagated Uncertainty (see PAI SOP 743)
DER - Duplicate Error Ratio
BDL - Below Detection Limit
NR - Not Reported

Data Package ID: *GSS0408001-1*

Gamma Spectroscopy Results

PAI 713 Rev 8

Duplicate Sample Results (DER)

Lab Name: Paragon Analytics
Work Order Number: 0408001
Client Name: New World Technologies
ClientProject ID: Ravenna GA00563

Field ID: RBS-10
Lab ID: 0408001-10DUP

Library: FANP

Sample Matrix: SOIL
Prep SOP: PAI 739 Rev 8
Date Collected: 27-Jul-04
Date Prepared: 06-Aug-04
Date Analyzed: 10-Aug-04

Prep Batch: GS040806-1
QCBatchID: GS040806-1-1
Run ID: GS040806-1A
Count Time: 30 minutes
Report Basis: Dry Weight

Final Aliquot: 380 g
Prep Basis: Dry Weight
Moisture(%): NA
Result Units: pCi/g
File Name: 040233D05A

15585-10-1	Eu-154	-0.15 +/- 0.35	0.13 +/- 0.42	0.51	2.13	U,G
14391-16-3	Eu-155	0.01 +/- 0.15	-0.01 +/- 0.22	0.06	2.13	U,G
14596-12-4	Fe-59	-0.10 +/- 0.17	0.17 +/- 0.19	1.05	2.13	U,G
10043-66-0	I-131	-0.03 +/- 0.17	0.17 +/- 0.20	0.74	2.13	U,G
13966-00-2	K-40	16.0 +/- 3.0	20.0 +/- 3.4	0.88	2.13	G
13966-31-9	Mn-54	0.032 +/- 0.065	-0.020 +/- 0.064	0.57	2.13	U,G
13966-32-0	Na-22	-0.002 +/- 0.089	-0.038 +/- 0.095	0.27	2.13	U,G
14681-63-1	Nb-94	0.051 +/- 0.073	0 +/- 0.068	0.52	2.13	U,G
13967-76-5	Nb-95	-0.023 +/- 0.074	0.054 +/- 0.084	0.69	2.13	U,G
15100-28-4	Pa-234m	5 +/- 11	-10 +/- 12	0.91	2.13	U,G
15092-94-1	Pb-212	0.96 +/- 0.21	1.33 +/- 0.25	1.15	2.13	G
15067-28-4	Pb-214	0.93 +/- 0.19	0.88 +/- 0.20	0.19	2.13	G,J
13967-48-1	Ru-106	0.55 +/- 0.55	-0.59 +/- 0.65	1.35	2.13	U,G
14683-10-4	Sb-124	0.028 +/- 0.078	0.019 +/- 0.081	0.08	2.13	U,G
14234-35-6	Sb-125	-0.12 +/- 0.17	-0.04 +/- 0.17	0.35	2.13	U,G
13967-63-0	Sc-46	-0.015 +/- 0.070	-0.029 +/- 0.072	0.14	2.13	U,G
15623-47-9	Th-227	0.13 +/- 0.33	0.35 +/- 0.60	0.32	2.13	U,G
15065-10-8	Th-234	0.86 +/- .84	-0.8 +/- 1.4	1.02	2.13	U,G
14913-50-9	Tl-208	0.35 +/- 0.10	0.31 +/- 0.11	0.22	2.13	G

Comments:

Duplicate Qualifiers/Flags:

U - Result is less than the sample specific MDC.
Y1 - Chemical Yield is in control at 100-110%. Quantitative yield is assumed.
Y2 - Chemical Yield outside default limits.
W - DER is greater than Warning Limit of 1.42
D - DER is greater than Control Limit of 2.13
LT - Result is less than Request MDC, greater than sample specific MDC
M - Requested MDC not met.
M3 - The requested MDC was not met, but the reported activity is greater than the reported MDC.
L - LCS Recovery below lower control limit.
H - LCS Recovery above upper control limit.
P - LCS, Matrix Spike Recovery within control limits.
N - Matrix Spike Recovery outside control limits
SQ - Spectral quality prevents accurate quantitation.
SI - Nuclide identification and/or quantitation is tentative.
TI - Nuclide identification is tentative.
R - Nuclide has exceeded 8 halflives.
G - Sample density differs by more than 15% of LCS density.

Abbreviations:

TPU - Total Propagated Uncertainty (see PAI SOP 743)
DER - Duplicate Error Ratio
BDL - Below Detection Limit
NR - Not Reported

Data Package ID: *GSS0408001-1*

Gamma Spectroscopy Results

PAI 713 Rev 8

Duplicate Sample Results (DER)

Lab Name: Paragon Analytics
Work Order Number: 0408001
Client Name: New World Technologies
ClientProject ID: Ravenna GA00563

Field ID: RBS-10
Lab ID: 0408001-10DUP

Library: FANP

Sample Matrix: SOIL
Prep SOP: PAI 739 Rev 8
Date Collected: 27-Jul-04
Date Prepared: 06-Aug-04
Date Analyzed: 10-Aug-04

Prep Batch: GS040806-1
QCBatchID: GS040806-1-1
Run ID: GS040806-1A
Count Time: 30 minutes
Report Basis: Dry Weight

Final Aliquot: 380 g
Prep Basis: Dry Weight
Moisture(%): NA
Result Units: pCi/g
File Name: 040233D05A

15117-96-1	U-235	0.18 +/- 0.28	-0.03 +/- 0.38	0.44	2.13	U,G
13982-39-3	Zn-65	-0.22 +/- 0.22	-0.31 +/- 0.20	0.30	2.13	U,G

Comments:

Duplicate Qualifiers/Flags:

U - Result is less than the sample specific MDC.
Y1 - Chemical Yield is in control at 100-110%. Quantitative yield is assumed.
Y2 - Chemical Yield outside default limits.
W - DER is greater than Warning Limit of 1.42
D - DER is greater than Control Limit of 2.13
LT - Result is less than Request MDC, greater than sample specific MDC
M - Requested MDC not met.
M3 - The requested MDC was not met, but the reported activity is greater than the reported MDC.
L - LCS Recovery below lower control limit.
H - LCS Recovery above upper control limit.
P - LCS, Matrix Spike Recovery within control limits.
N - Matrix Spike Recovery outside control limits
SQ - Spectral quality prevents accurate quantitation.
SI - Nuclide identification and/or quantitation is tentative.
TI - Nuclide identification is tentative.
R - Nuclide has exceeded 8 halflives.
G - Sample density differs by more than 15% of LCS density.

Abbreviations:

TPU - Total Propagated Uncertainty (see PAI SOP 743)
DER - Duplicate Error Ratio
BDL - Below Detection Limit
NR - Not Reported

Data Package ID: *GSS0408001-1*

PARAGON ANALYTICS
Radiochemistry Data Package

3

Section 3

INDIVIDUAL SAMPLE RESULTS

Gamma Spectroscopy Results

PAI 713 Rev 8

Sample Results

Lab Name: Paragon Analytics
Work Order Number: 0408001
Client Name: New World Technologies
ClientProject ID: Ravenna GA00563

Field ID: RBS-1
Lab ID: 0408001-1

Library: FANP

Sample Matrix: SOIL
Prep SOP: PAI 739 Rev 8
Date Collected: 27-Jul-04
Date Prepared: 06-Aug-04
Date Analyzed: 09-Aug-04

Prep Batch: GS040806-1
QCBatchID: GS040806-1-1
Run ID: GS040806-1A
Count Time: 30 minutes
Report Basis: Dry Weight

Final Aliquot: 328 g
Prep Basis: Dry Weight
Moisture(%): NA
Result Units: pCi/g
File Name: 040222D05B

CASNO	Target Nuclide	Result +/- 2 s TPU	MDC	Lab Qualifier
14331-83-0	Ac-228	0.79 +/- 0.29	0.56	LT,G
14391-76-5	Ag-110m	-0.065 +/- 0.096	0.195	U,G
14682-66-7	Al-26	-0.015 +/- 0.064	0.140	U,G
14596-10-2	Am-241	0.31 +/- 0.67	1.14	U,G
13966-02-4	Be-7	0.12 +/- 0.70	1.24	U,G
14913-49-6	Bi-212	1.7 +/- 1.3	1.9	U,G
14733-03-0	Bi-214	1.22 +/- 0.28	0.26	G,J
13982-30-4	Ce-139	0.008 +/- 0.060	0.104	U,G
14762-78-8	Ce-144	0.24 +/- 0.40	0.66	U,G
14093-03-9	Co-56	0.12 +/- 0.16	0.26	U,G
13981-50-5	Co-57	0 +/- 0.051	0.091	U,G
13981-38-9	Co-58	0.003 +/- 0.077	0.143	U,G
10198-40-0	Co-60	-0.010 +/- 0.080	0.158	U,G
14392-02-0	Cr-51	-0.08 +/- 0.58	1.08	U,G
13967-70-9	Cs-134	0.09 +/- 0.71	1.18	U,G

Comments:

Qualifiers/Flags:

U - Result is less than the sample specific MDC or less than the associated TPU

Y1 - Chemical Yield is in control at 100-110%. Quantitative Yield is assumed.

Y2 - Chemical Yield outside default limits.

LT - Result is less than Requested MDC, greater than sample specific MDC.

M3 - The requested MDC was not met, but the reported activity is greater than the reported MDC.

M - The requested MDC was not met.

SQ - Spectral quality prevents accurate quantitation.

SI - Nuclide identification and/or quantitation is tentative.

TI - Nuclide identification is tentative.

R - Nuclide has exceeded 8 halflives.

G - Sample density differs by more than 15% of LCS density.

Abbreviations:

TPU - Total Propagated Uncertainty (see PAI SOP 743)

MDC - Minimum Detectable Concentration (see PAI SOP 709)

BDL - Below Detection Limit

Data Package ID: *GSS0408001-1*

Gamma Spectroscopy Results

PAI 713 Rev 8

Sample Results

Lab Name: Paragon Analytics
Work Order Number: 0408001
Client Name: New World Technologies
ClientProject ID: Ravenna GA00563

Field ID: RBS-1
Lab ID: 0408001-1

Library: FANP

Sample Matrix: SOIL
Prep SOP: PAI 739 Rev 8
Date Collected: 27-Jul-04
Date Prepared: 06-Aug-04
Date Analyzed: 09-Aug-04

Prep Batch: GS040806-1
QCBatchID: GS040806-1-1
Run ID: GS040806-1A
Count Time: 30 minutes
Report Basis: Dry Weight

Final Aliquot: 328 g
Prep Basis: Dry Weight
Moisture(%): NA
Result Units: pCi/g
File Name: 040222D05B

CASNO	Target Nuclide	Result +/- 2 s TPU	MDC	Lab Qualifier
10045-97-3	Cs-137	0.15 +/- 0.11	0.17	U,G
14683-23-9	Eu-152	-0.06 +/- 0.32	0.66	U,G
15585-10-1	Eu-154	-0.26 +/- 0.40	0.83	U,G
14391-16-3	Eu-155	0.09 +/- 0.24	0.41	U,G
14596-12-4	Fe-59	-0.21 +/- 0.18	0.39	U,G
10043-66-0	I-131	-0.06 +/- 0.19	0.36	U,G
13966-00-2	K-40	9.6 +/- 2.3	1.9	G
13966-31-9	Mn-54	0.035 +/- 0.069	0.120	U,G
13966-32-0	Na-22	-0.004 +/- 0.075	0.146	U,G
14681-63-1	Nb-94	0.005 +/- 0.070	0.128	U,G
13967-76-5	Nb-95	-0.001 +/- 0.087	0.160	U,G
15100-28-4	Pa-234m	-2 +/- 11	22	U,G
15092-94-1	Pb-212	1.19 +/- 0.24	0.20	G
15067-28-4	Pb-214	1.14 +/- 0.24	0.25	G,J
13967-48-1	Ru-106	0.54 +/- 0.66	1.07	U,G

Comments:

Qualifiers/Flags:

U - Result is less than the sample specific MDC or less than the associated TPU

Y1 - Chemical Yield is in control at 100-110%. Quantitative Yield is assumed.

Y2 - Chemical Yield outside default limits.

LT - Result is less than Requested MDC, greater than sample specific MDC.

M3 - The requested MDC was not met, but the reported activity is greater than the reported MDC.

M - The requested MDC was not met.

SQ - Spectral quality prevents accurate quantitation.

SI - Nuclide identification and/or quantitation is tentative.

TI - Nuclide identification is tentative.

R - Nuclide has exceeded 8 halflives.

G - Sample density differs by more than 15% of LCS density.

Abbreviations:

TPU - Total Propagated Uncertainty (see PAI SOP 743)

MDC - Minimum Detectable Concentration (see PAI SOP 709)

BDL - Below Detection Limit

Data Package ID: *GSS0408001-1*

Gamma Spectroscopy Results

PAI 713 Rev 8

Sample Results

Lab Name: Paragon Analytics
Work Order Number: 0408001
Client Name: New World Technologies
ClientProject ID: Ravenna GA00563

Field ID: RBS-1
Lab ID: 0408001-1

Library: FANP

Sample Matrix: SOIL
Prep SOP: PAI 739 Rev 8
Date Collected: 27-Jul-04
Date Prepared: 06-Aug-04
Date Analyzed: 09-Aug-04

Prep Batch: GS040806-1
QCBatchID: GS040806-1-1
Run ID: GS040806-1A
Count Time: 30 minutes
Report Basis: Dry Weight

Final Aliquot: 328 g
Prep Basis: Dry Weight
Moisture(%): NA
Result Units: pCi/g
File Name: 040222D05B

CASNO	Target Nuclide	Result +/- 2 s TPU	MDC	Lab Qualifier
14683-10-4	Sb-124	-0.027 +/- 0.083	0.157	U,G
14234-35-6	Sb-125	0.05 +/- 0.17	0.31	U,G
13967-63-0	Sc-46	0 +/- 0.083	0.155	U,G
15623-47-9	Th-227	-0.2 +/- 9.3	15.3	U,G
15065-10-8	Th-234	0.7 +/- 1.0	1.7	U,G
14913-50-9	Tl-208	0.30 +/- 0.11	0.11	G
15117-96-1	U-235	0.07 +/- 0.43	0.75	U,G
13982-39-3	Zn-65	-0.06 +/- 0.35	0.62	U,G

Comments:

Qualifiers/Flags:

U - Result is less than the sample specific MDC or less than the associated TPU

Y1 - Chemical Yield is in control at 100-110%. Quantitative Yield is assumed.

Y2 - Chemical Yield outside default limits.

LT - Result is less than Requested MDC, greater than sample specific MDC.

M3 - The requested MDC was not met, but the reported activity is greater than the reported MDC.

M - The requested MDC was not met.

SQ - Spectral quality prevents accurate quantitation.

SI - Nuclide identification and/or quantitation is tentative.

TI - Nuclide identification is tentative.

R - Nuclide has exceeded 8 halflives.

G - Sample density differs by more than 15% of LCS density.

Abbreviations:

TPU - Total Propagated Uncertainty (see PAI SOP 743)

MDC - Minimum Detectable Concentration (see PAI SOP 709)

BDL - Below Detection Limit

Data Package ID: *GSS0408001-1*

Gamma Spectroscopy Results

PAI 713 Rev 8

Sample Results

Lab Name: Paragon Analytics
Work Order Number: 0408001
Client Name: New World Technologies
ClientProject ID: Ravenna GA00563

Field ID: RBS-2
Lab ID: 0408001-2

Library: FANP

Sample Matrix: SOIL
Prep SOP: PAI 739 Rev 8
Date Collected: 27-Jul-04
Date Prepared: 06-Aug-04
Date Analyzed: 09-Aug-04

Prep Batch: GS040806-1
QCBatchID: GS040806-1-1
Run ID: GS040806-1A
Count Time: 30 minutes
Report Basis: Dry Weight

Final Aliquot: 339 g
Prep Basis: Dry Weight
Moisture(%): NA
Result Units: pCi/g
File Name: 040223D05A

CASNO	Target Nuclide	Result +/- 2 s TPU	MDC	Lab Qualifier
14331-83-0	Ac-228	0.98 +/- 0.31	0.60	LT,G
14391-76-5	Ag-110m	-0.010 +/- 0.091	0.167	U,G
14682-66-7	Al-26	-0.005 +/- 0.065	0.135	U,G
14596-10-2	Am-241	-0.12 +/- 0.66	1.19	U,G
13966-02-4	Be-7	0.45 +/- 0.73	1.22	U,G
14913-49-6	Bi-212	0.9 +/- 1.2	2.0	U,G
14733-03-0	Bi-214	1.00 +/- 0.26	0.21	G,J
13982-30-4	Ce-139	0 +/- 0.059	0.103	U,G
14762-78-8	Ce-144	0.05 +/- 0.42	0.74	U,G
14093-03-9	Co-56	0.06 +/- 0.21	0.36	U,G
13981-50-5	Co-57	-0.032 +/- 0.055	0.101	U,G
13981-38-9	Co-58	0.016 +/- 0.076	0.138	U,G
10198-40-0	Co-60	0.020 +/- 0.088	0.159	U,G
14392-02-0	Cr-51	-0.03 +/- 0.63	1.15	U,G
13967-70-9	Cs-134	-0.009 +/- 0.085	0.121	U,G

Comments:

Qualifiers/Flags:

U - Result is less than the sample specific MDC or less than the associated TPU

Y1 - Chemical Yield is in control at 100-110%. Quantitative Yield is assumed.

Y2 - Chemical Yield outside default limits.

LT - Result is less than Requested MDC, greater than sample specific MDC.

M3 - The requested MDC was not met, but the reported activity is greater than the reported MDC.

M - The requested MDC was not met.

SQ - Spectral quality prevents accurate quantitation.

SI - Nuclide identification and/or quantitation is tentative.

TI - Nuclide identification is tentative.

R - Nuclide has exceeded 8 halflives.

G - Sample density differs by more than 15% of LCS density.

Abbreviations:

TPU - Total Propagated Uncertainty (see PAI SOP 743)

MDC - Minimum Detectable Concentration (see PAI SOP 709)

BDL - Below Detection Limit

Data Package ID: *GSS0408001-1*

Gamma Spectroscopy Results

PAI 713 Rev 8

Sample Results

Lab Name: Paragon Analytics
Work Order Number: 0408001
Client Name: New World Technologies
ClientProject ID: Ravenna GA00563

Field ID: RBS-2
Lab ID: 0408001-2

Library: FANP

Sample Matrix: SOIL
Prep SOP: PAI 739 Rev 8
Date Collected: 27-Jul-04
Date Prepared: 06-Aug-04
Date Analyzed: 09-Aug-04

Prep Batch: GS040806-1
QCBatchID: GS040806-1-1
Run ID: GS040806-1A
Count Time: 30 minutes
Report Basis: Dry Weight

Final Aliquot: 339 g
Prep Basis: Dry Weight
Moisture(%): NA
Result Units: pCi/g
File Name: 040223D05A

CASNO	Target Nuclide	Result +/- 2 s TPU	MDC	Lab Qualifier
10045-97-3	Cs-137	0.124 +/- 0.077	0.106	G
14683-23-9	Eu-152	0.04 +/- 0.46	0.85	U,G
15585-10-1	Eu-154	0.14 +/- 0.40	0.72	U,G
14391-16-3	Eu-155	-0.04 +/- 0.26	0.46	U,G
14596-12-4	Fe-59	0.03 +/- 0.20	0.37	U,G
10043-66-0	I-131	0 +/- 0.21	0.37	U,G
13966-00-2	K-40	21.4 +/- 3.7	1.9	G
13966-31-9	Mn-54	-0.029 +/- 0.074	0.144	U,G
13966-32-0	Na-22	-0.059 +/- 0.088	0.182	U,G
14681-63-1	Nb-94	0.040 +/- 0.074	0.126	U,G
13967-76-5	Nb-95	-0.061 +/- 0.075	0.155	U,G
15100-28-4	Pa-234m	-5 +/- 12	25	U,G
15092-94-1	Pb-212	1.35 +/- 0.25	0.19	G
15067-28-4	Pb-214	0.88 +/- 0.21	0.27	G,J
13967-48-1	Ru-106	0.24 +/- 0.71	1.25	U,G

Comments:

Qualifiers/Flags:

U - Result is less than the sample specific MDC or less than the associated TPU

Y1 - Chemical Yield is in control at 100-110%. Quantitative Yield is assumed.

Y2 - Chemical Yield outside default limits.

LT - Result is less than Requested MDC, greater than sample specific MDC.

M3 - The requested MDC was not met, but the reported activity is greater than the reported MDC.

M - The requested MDC was not met.

SQ - Spectral quality prevents accurate quantitation.

SI - Nuclide identification and/or quantitation is tentative.

TI - Nuclide identification is tentative.

R - Nuclide has exceeded 8 halflives.

G - Sample density differs by more than 15% of LCS density.

Abbreviations:

TPU - Total Propagated Uncertainty (see PAI SOP 743)

MDC - Minimum Detectable Concentration (see PAI SOP 709)

BDL - Below Detection Limit

Data Package ID: *GSS0408001-1*

Gamma Spectroscopy Results

PAI 713 Rev 8

Sample Results

Lab Name: Paragon Analytics
Work Order Number: 0408001
Client Name: New World Technologies
ClientProject ID: Ravenna GA00563

Field ID: RBS-2
Lab ID: 0408001-2

Library: FANP

Sample Matrix: SOIL
Prep SOP: PAI 739 Rev 8
Date Collected: 27-Jul-04
Date Prepared: 06-Aug-04
Date Analyzed: 09-Aug-04

Prep Batch: GS040806-1
QCBatchID: GS040806-1-1
Run ID: GS040806-1A
Count Time: 30 minutes
Report Basis: Dry Weight

Final Aliquot: 339 g
Prep Basis: Dry Weight
Moisture(%): NA
Result Units: pCi/g
File Name: 040223D05A

CASNO	Target Nuclide	Result +/- 2 s TPU	MDC	Lab Qualifier
14683-10-4	Sb-124	0 +/- 0.071	0.131	U,G
14234-35-6	Sb-125	0.07 +/- 0.17	0.29	U,G
13967-63-0	Sc-46	0 +/- 0.080	0.150	U,G
15623-47-9	Th-227	-0.20 +/- 0.61	1.09	U,G
15065-10-8	Th-234	1.7 +/- 2.3	3.7	U,G
14913-50-9	Tl-208	0.39 +/- 0.13	0.14	G
15117-96-1	U-235	0.18 +/- 0.40	0.67	U,G
13982-39-3	Zn-65	-0.05 +/- 0.24	0.44	U,G

Comments:

Qualifiers/Flags:

U - Result is less than the sample specific MDC or less than the associated TPU

Y1 - Chemical Yield is in control at 100-110%. Quantitative Yield is assumed.

Y2 - Chemical Yield outside default limits.

LT - Result is less than Requested MDC, greater than sample specific MDC.

M3 - The requested MDC was not met, but the reported activity is greater than the reported MDC.

M - The requested MDC was not met.

SQ - Spectral quality prevents accurate quantitation.

SI - Nuclide identification and/or quantitation is tentative.

TI - Nuclide identification is tentative.

R - Nuclide has exceeded 8 halflives.

G - Sample density differs by more than 15% of LCS density.

Abbreviations:

TPU - Total Propagated Uncertainty (see PAI SOP 743)

MDC - Minimum Detectable Concentration (see PAI SOP 709)

BDL - Below Detection Limit

Data Package ID: *GSS0408001-1*

Gamma Spectroscopy Results

PAI 713 Rev 8

Sample Duplicate Results

Lab Name: Paragon Analytics
Work Order Number: 0408001
Client Name: New World Technologies
ClientProject ID: Ravenna GA00563

Field ID: RBS-2
Lab ID: 0408001-2DUP

Library: FANP

Sample Matrix: SOIL
Prep SOP: PAI 739 Rev 8
Date Collected: 27-Jul-04
Date Prepared: 06-Aug-04
Date Analyzed: 09-Aug-04

Prep Batch: GS040806-1
QCBatchID: GS040806-1-1
Run ID: GS040806-1A
Count Time: 30 minutes
Report Basis: Dry Weight

Final Aliquot: 339 g
Prep Basis: Dry Weight
Moisture(%): NA
Result Units: pCi/g
File Name: 041576D04A

CASNO	Target Nuclide	Result +/- 2 s TPU	MDC	Lab Qualifier
14331-83-0	Ac-228	1.42 +/- 0.39	0.58	G
14391-76-5	Ag-110m	0.034 +/- 0.066	0.112	U,G
14682-66-7	Al-26	-0.067 +/- 0.080	0.181	U,G
14596-10-2	Am-241	-0.25 +/- 0.36	0.68	U,G
13966-02-4	Be-7	0.27 +/- 0.55	0.95	U,G
14913-49-6	Bi-212	2.2 +/- 1.1	1.4	G,TI
14733-03-0	Bi-214	0.99 +/- 0.27	0.28	G,J
13982-30-4	Ce-139	0.045 +/- 0.042	0.065	U,G
14762-78-8	Ce-144	-0.06 +/- 0.31	0.56	U,G
14093-03-9	Co-56	0.09 +/- 0.15	0.24	U,G
13981-50-5	Co-57	0.018 +/- 0.041	0.069	U,G
13981-38-9	Co-58	-0.059 +/- 0.056	0.126	U,G
10198-40-0	Co-60	-0.018 +/- 0.065	0.133	U,G

Comments:

Qualifiers/Flags:

U - Result is less than the sample specific MDC or less than the associated TPU.
Y1 - Chemical Yield is in control at 100-110%. Quantitative yield is assumed.
Y2 - Chemical Yield outside default limits.
LT - Result is less than Requested MDC, greater than sample specific MDC.
M - The requested MDC was not met.
M3 - The requested MDC was not met, but thereported activity is greater than the reported MDC.
W - DER is greater than Warning Limit of 1.42
D - DER is greater than Control Limit of 2.13

SQ - Spectral quality prevents accurate quantitation.
SI - Nuclide identification and/or quantitation is tentative.
TI - Nuclide identification is tentative.
R - Nuclide has exceeded 8 halflives.
G - Sample density differs by more than 15% of LCS density.

Abbreviations:

TPU - Total Propagated Uncertainty (see PAI SOP 743)
MDC - Minimum Detectable Concentration (see PAI SOP 709)
BDL - Below Detection Limit

Data Package ID: *GSS0408001-1*

Gamma Spectroscopy Results

PAI 713 Rev 8

Sample Duplicate Results

Lab Name: Paragon Analytics
Work Order Number: 0408001
Client Name: New World Technologies
ClientProject ID: Ravenna GA00563

Field ID: RBS-2
Lab ID: 0408001-2DUP

Library: FANP

Sample Matrix: SOIL
Prep SOP: PAI 739 Rev 8
Date Collected: 27-Jul-04
Date Prepared: 06-Aug-04
Date Analyzed: 09-Aug-04

Prep Batch: GS040806-1
QCBatchID: GS040806-1-1
Run ID: GS040806-1A
Count Time: 30 minutes
Report Basis: Dry Weight

Final Aliquot: 339 g
Prep Basis: Dry Weight
Moisture(%): NA
Result Units: pCi/g
File Name: 041576D04A

CASNO	Target Nuclide	Result +/- 2 s TPU	MDC	Lab Qualifier
14392-02-0	Cr-51	0.11 +/- 0.58	1.04	U,G
13967-70-9	Cs-134	0.003 +/- 0.068	0.123	U,G
10045-97-3	Cs-137	0.125 +/- 0.088	0.130	U,G
14683-23-9	Eu-152	-0.09 +/- 0.34	0.69	U,G
15585-10-1	Eu-154	0.12 +/- 0.41	0.74	U,G
14391-16-3	Eu-155	0 +/- 0.18	0.32	U,G
14596-12-4	Fe-59	-0.01 +/- 0.15	0.29	U,G
10043-66-0	I-131	-0.04 +/- 0.18	0.33	U,G
13966-00-2	K-40	21.5 +/- 3.7	1.8	G
13966-31-9	Mn-54	0.055 +/- 0.076	0.125	U,G
13966-32-0	Na-22	-0.002 +/- 0.086	0.162	U,G
14681-63-1	Nb-94	0.014 +/- 0.070	0.124	U,G
13967-76-5	Nb-95	-0.057 +/- 0.083	0.163	U,G

Comments:

Qualifiers/Flags:

U - Result is less than the sample specific MDC or less than the associated TPU.
Y1 - Chemical Yield is in control at 100-110%. Quantitative yield is assumed.
Y2 - Chemical Yield outside default limits.
LT - Result is less than Requested MDC, greater than sample specific MDC.
M - The requested MDC was not met.
M3 - The requested MDC was not met, but thereported activity is greater than the reported MDC.
W - DER is greater than Warning Limit of 1.42
D - DER is greater than Control Limit of 2.13

SQ - Spectral quality prevents accurate quantitation.
SI - Nuclide identification and/or quantitation is tentative.
TI - Nuclide identification is tentative.
R - Nuclide has exceeded 8 halflives.
G - Sample density differs by more than 15% of LCS density.

Abbreviations:
TPU - Total Propagated Uncertainty (see PAI SOP 743)
MDC - Minimum Detectable Concentration (see PAI SOP 709)
BDL - Below Detection Limit

Data Package ID: *GSS0408001-1*

Gamma Spectroscopy Results

PAI 713 Rev 8

Sample Duplicate Results

Lab Name: Paragon Analytics
Work Order Number: 0408001
Client Name: New World Technologies
ClientProject ID: Ravenna GA00563

Field ID: RBS-2
Lab ID: 0408001-2DUP

Library: FANP

Sample Matrix: SOIL
Prep SOP: PAI 739 Rev 8
Date Collected: 27-Jul-04
Date Prepared: 06-Aug-04
Date Analyzed: 09-Aug-04

Prep Batch: GS040806-1
QCBatchID: GS040806-1-1
Run ID: GS040806-1A
Count Time: 30 minutes
Report Basis: Dry Weight

Final Aliquot: 339 g
Prep Basis: Dry Weight
Moisture(%): NA
Result Units: pCi/g
File Name: 041576D04A

CASNO	Target Nuclide	Result +/- 2 s TPU	MDC	Lab Qualifier
15100-28-4	Pa-234m	0 +/- 13	24	U,G
15092-94-1	Pb-212	1.21 +/- 0.23	0.19	G
15067-28-4	Pb-214	1.02 +/- 0.22	0.23	G,J
13967-48-1	Ru-106	-0.31 +/- 0.63	1.22	U,G
14683-10-4	Sb-124	-0.027 +/- 0.078	0.147	U,G
14234-35-6	Sb-125	0.02 +/- 0.13	0.26	U,G
13967-63-0	Sc-46	0.034 +/- 0.079	0.137	U,G
15623-47-9	Th-227	0.07 +/- 0.54	0.92	U,G
15065-10-8	Th-234	1.3 +/- 1.1	1.8	U,G
14913-50-9	Tl-208	0.36 +/- 0.12	0.14	G
15117-96-1	U-235	0.27 +/- 0.28	0.45	U,G
13982-39-3	Zn-65	-0.28 +/- 0.21	0.44	U,G

Comments:

Qualifiers/Flags:

U - Result is less than the sample specific MDC or less than the associated TPU.
Y1 - Chemical Yield is in control at 100-110%. Quantitative yield is assumed.
Y2 - Chemical Yield outside default limits.
LT - Result is less than Requested MDC, greater than sample specific MDC.
M - The requested MDC was not met.
M3 - The requested MDC was not met, but thereported activity is greater than the reported MDC.
W - DER is greater than Warning Limit of 1.42
D - DER is greater than Control Limit of 2.13
SQ - Spectral quality prevents accurate quantitation.
SI - Nuclide identification and/or quantitation is tentative.
TI - Nuclide identification is tentative.
R - Nuclide has exceeded 8 halflives.
G - Sample density differs by more than 15% of LCS density.

Abbreviations:

TPU - Total Propagated Uncertainty (see PAI SOP 743)
MDC - Minimum Detectable Concentration (see PAI SOP 709)
BDL - Below Detection Limit

Data Package ID: *GSS0408001-1*

Gamma Spectroscopy Results

PAI 713 Rev 8

Sample Results

Lab Name: Paragon Analytics
Work Order Number: 0408001
Client Name: New World Technologies
ClientProject ID: Ravenna GA00563

Field ID: RBS-3
Lab ID: 0408001-3

Library: FANP

Sample Matrix: SOIL
Prep SOP: PAI 739 Rev 8
Date Collected: 27-Jul-04
Date Prepared: 06-Aug-04
Date Analyzed: 09-Aug-04

Prep Batch: GS040806-1
QCBatchID: GS040806-1-1
Run ID: GS040806-1A
Count Time: 30 minutes
Report Basis: Dry Weight

Final Aliquot: 344 g
Prep Basis: Dry Weight
Moisture(%): NA
Result Units: pCi/g
File Name: 040225D05A

CASNO	Target Nuclide	Result +/- 2 s TPU	MDC	Lab Qualifier
14331-83-0	Ac-228	1.35 +/- 0.38	0.48	G
14391-76-5	Ag-110m	-0.051 +/- 0.098	0.192	U,G
14682-66-7	Al-26	0.039 +/- 0.066	0.114	U,G
14596-10-2	Am-241	-0.24 +/- 0.69	1.25	U,G
13966-02-4	Be-7	0.73 +/- 0.66	1.03	U,G
14913-49-6	Bi-212	0.9 +/- 1.2	2.0	U,G
14733-03-0	Bi-214	1.09 +/- 0.26	0.26	G,J
13982-30-4	Ce-139	-0.032 +/- 0.054	0.100	U,G
14762-78-8	Ce-144	0.13 +/- 0.41	0.70	U,G
14093-03-9	Co-56	0.23 +/- 0.17	0.25	U,G
13981-50-5	Co-57	-0.018 +/- 0.052	0.094	U,G
13981-38-9	Co-58	-0.084 +/- 0.085	0.174	U,G
10198-40-0	Co-60	0.025 +/- 0.091	0.164	U,G
14392-02-0	Cr-51	0.04 +/- 0.63	1.14	U,G
13967-70-9	Cs-134	0.01 +/- 0.63	1.05	U,G

Comments:

Qualifiers/Flags:

U - Result is less than the sample specific MDC or less than the associated TPU

Y1 - Chemical Yield is in control at 100-110%. Quantitative Yield is assumed.

Y2 - Chemical Yield outside default limits.

LT - Result is less than Requested MDC, greater than sample specific MDC.

M3 - The requested MDC was not met, but the reported activity is greater than the reported MDC.

M - The requested MDC was not met.

SQ - Spectral quality prevents accurate quantitation.

SI - Nuclide identification and/or quantitation is tentative.

TI - Nuclide identification is tentative.

R - Nuclide has exceeded 8 halflives.

G - Sample density differs by more than 15% of LCS density.

Abbreviations:

TPU - Total Propagated Uncertainty (see PAI SOP 743)

MDC - Minimum Detectable Concentration (see PAI SOP 709)

BDL - Below Detection Limit

Data Package ID: *GSS0408001-1*

Gamma Spectroscopy Results

PAI 713 Rev 8

Sample Results

Lab Name: Paragon Analytics
Work Order Number: 0408001
Client Name: New World Technologies
ClientProject ID: Ravenna GA00563

Field ID: RBS-3
Lab ID: 0408001-3

Library: FANP

Sample Matrix: SOIL
Prep SOP: PAI 739 Rev 8
Date Collected: 27-Jul-04
Date Prepared: 06-Aug-04
Date Analyzed: 09-Aug-04

Prep Batch: GS040806-1
QCBatchID: GS040806-1-1
Run ID: GS040806-1A
Count Time: 30 minutes
Report Basis: Dry Weight

Final Aliquot: 344 g
Prep Basis: Dry Weight
Moisture(%): NA
Result Units: pCi/g
File Name: 040225D05A

CASNO	Target Nuclide	Result +/- 2 s TPU	MDC	Lab Qualifier
10045-97-3	Cs-137	0.37 +/- 0.13	0.15	G
14683-23-9	Eu-152	0.06 +/- 0.42	0.78	U,G
15585-10-1	Eu-154	0.25 +/- 0.43	0.73	U,G
14391-16-3	Eu-155	0.14 +/- 0.23	0.38	U,G
14596-12-4	Fe-59	-0.02 +/- 0.17	0.32	U,G
10043-66-0	I-131	-0.01 +/- 0.18	0.33	U,G
13966-00-2	K-40	18.7 +/- 3.3	1.4	G
13966-31-9	Mn-54	0.077 +/- 0.079	0.126	U,G
13966-32-0	Na-22	-0.016 +/- 0.084	0.164	U,G
14681-63-1	Nb-94	0.035 +/- 0.073	0.124	U,G
13967-76-5	Nb-95	0.016 +/- 0.091	0.162	U,G
15100-28-4	Pa-234m	-4 +/- 14	26	U,G
15092-94-1	Pb-212	1.12 +/- 0.24	0.24	G
15067-28-4	Pb-214	0.95 +/- 0.22	0.25	G,J
13967-48-1	Ru-106	-0.47 +/- 0.71	1.39	U,G

Comments:

Qualifiers/Flags:

U - Result is less than the sample specific MDC or less than the associated TPU

Y1 - Chemical Yield is in control at 100-110%. Quantitative Yield is assumed.

Y2 - Chemical Yield outside default limits.

LT - Result is less than Requested MDC, greater than sample specific MDC.

M3 - The requested MDC was not met, but the reported activity is greater than the reported MDC.

M - The requested MDC was not met.

SQ - Spectral quality prevents accurate quantitation.

SI - Nuclide identification and/or quantitation is tentative.

TI - Nuclide identification is tentative.

R - Nuclide has exceeded 8 halflives.

G - Sample density differs by more than 15% of LCS density.

Abbreviations:

TPU - Total Propagated Uncertainty (see PAI SOP 743)

MDC - Minimum Detectable Concentration (see PAI SOP 709)

BDL - Below Detection Limit

Data Package ID: *GSS0408001-1*

Gamma Spectroscopy Results

PAI 713 Rev 8

Sample Results

Lab Name: Paragon Analytics
Work Order Number: 0408001
Client Name: New World Technologies
ClientProject ID: Ravenna GA00563

Field ID: RBS-3
Lab ID: 0408001-3

Library: FANP

Sample Matrix: SOIL
Prep SOP: PAI 739 Rev 8
Date Collected: 27-Jul-04
Date Prepared: 06-Aug-04
Date Analyzed: 09-Aug-04

Prep Batch: GS040806-1
QCBatchID: GS040806-1-1
Run ID: GS040806-1A
Count Time: 30 minutes
Report Basis: Dry Weight

Final Aliquot: 344 g
Prep Basis: Dry Weight
Moisture(%): NA
Result Units: pCi/g
File Name: 040225D05A

CASNO	Target Nuclide	Result +/- 2 s TPU	MDC	Lab Qualifier
14683-10-4	Sb-124	-0.052 +/- 0.080	0.156	U,G
14234-35-6	Sb-125	0.08 +/- 0.19	0.32	U,G
13967-63-0	Sc-46	0.013 +/- 0.071	0.130	U,G
15623-47-9	Th-227	-6 +/- 13	22	U,G
15065-10-8	Th-234	1.4 +/- 2.1	3.4	U,G
14913-50-9	Tl-208	0.45 +/- 0.13	0.14	G
15117-96-1	U-235	-0.31 +/- 0.41	0.75	U,G
13982-39-3	Zn-65	0.16 +/- 0.33	0.55	U,G

Comments:

Qualifiers/Flags:

U - Result is less than the sample specific MDC or less than the associated TPU

Y1 - Chemical Yield is in control at 100-110%. Quantitative Yield is assumed.

Y2 - Chemical Yield outside default limits.

LT - Result is less than Requested MDC, greater than sample specific MDC.

M3 - The requested MDC was not met, but the reported activity is greater than the reported MDC.

M - The requested MDC was not met.

SQ - Spectral quality prevents accurate quantitation.

SI - Nuclide identification and/or quantitation is tentative.

TI - Nuclide identification is tentative.

R - Nuclide has exceeded 8 halflives.

G - Sample density differs by more than 15% of LCS density.

Abbreviations:

TPU - Total Propagated Uncertainty (see PAI SOP 743)

MDC - Minimum Detectable Concentration (see PAI SOP 709)

BDL - Below Detection Limit

Data Package ID: *GSS0408001-1*

Gamma Spectroscopy Results

PAI 713 Rev 8

Sample Results

Lab Name: Paragon Analytics
Work Order Number: 0408001
Client Name: New World Technologies
ClientProject ID: Ravenna GA00563

Field ID: RBS-4
Lab ID: 0408001-4

Library: FANP

Sample Matrix: SOIL
Prep SOP: PAI 739 Rev 8
Date Collected: 27-Jul-04
Date Prepared: 06-Aug-04
Date Analyzed: 09-Aug-04

Prep Batch: GS040806-1
QCBatchID: GS040806-1-1
Run ID: GS040806-1A
Count Time: 30 minutes
Report Basis: Dry Weight

Final Aliquot: 331 g
Prep Basis: Dry Weight
Moisture(%): NA
Result Units: pCi/g
File Name: 040224D05A

CASNO	Target Nuclide	Result +/- 2 s TPU	MDC	Lab Qualifier
14331-83-0	Ac-228	1.25 +/- 0.39	0.55	G
14391-76-5	Ag-110m	0.02 +/- 0.10	0.17	U,G
14682-66-7	Al-26	0.020 +/- 0.062	0.118	U,G
14596-10-2	Am-241	0.34 +/- 0.72	1.22	U,G
13966-02-4	Be-7	0.83 +/- 0.74	1.14	U,G
14913-49-6	Bi-212	2.1 +/- 1.3	1.8	G,TI
14733-03-0	Bi-214	0.93 +/- 0.28	0.30	G,J
13982-30-4	Ce-139	-0.015 +/- 0.058	0.104	U,G
14762-78-8	Ce-144	0.12 +/- 0.42	0.73	U,G
14093-03-9	Co-56	0.08 +/- 0.20	0.34	U,G
13981-50-5	Co-57	0.016 +/- 0.057	0.098	U,G
13981-38-9	Co-58	-0.022 +/- 0.072	0.142	U,G
10198-40-0	Co-60	0.006 +/- 0.083	0.156	U,G
14392-02-0	Cr-51	-0.01 +/- 0.69	1.24	U,G
13967-70-9	Cs-134	0.08 +/- 0.11	0.17	U,G

Comments:

Qualifiers/Flags:

U - Result is less than the sample specific MDC or less than the associated TPU

Y1 - Chemical Yield is in control at 100-110%. Quantitative Yield is assumed.

Y2 - Chemical Yield outside default limits.

LT - Result is less than Requested MDC, greater than sample specific MDC.

M3 - The requested MDC was not met, but the reported activity is greater than the reported MDC.

M - The requested MDC was not met.

SQ - Spectral quality prevents accurate quantitation.

SI - Nuclide identification and/or quantitation is tentative.

TI - Nuclide identification is tentative.

R - Nuclide has exceeded 8 halflives.

G - Sample density differs by more than 15% of LCS density.

Abbreviations:

TPU - Total Propagated Uncertainty (see PAI SOP 743)

MDC - Minimum Detectable Concentration (see PAI SOP 709)

BDL - Below Detection Limit

Data Package ID: *GSS0408001-1*

Gamma Spectroscopy Results

PAI 713 Rev 8

Sample Results

Lab Name: Paragon Analytics
Work Order Number: 0408001
Client Name: New World Technologies
ClientProject ID: Ravenna GA00563

Field ID: RBS-4
Lab ID: 0408001-4

Library: FANP

Sample Matrix: SOIL
Prep SOP: PAI 739 Rev 8
Date Collected: 27-Jul-04
Date Prepared: 06-Aug-04
Date Analyzed: 09-Aug-04

Prep Batch: GS040806-1
QCBatchID: GS040806-1-1
Run ID: GS040806-1A
Count Time: 30 minutes
Report Basis: Dry Weight

Final Aliquot: 331 g
Prep Basis: Dry Weight
Moisture(%): NA
Result Units: pCi/g
File Name: 040224D05A

CASNO	Target Nuclide	Result +/- 2 s TPU	MDC	Lab Qualifier
10045-97-3	Cs-137	0.48 +/- 0.13	0.11	G
14683-23-9	Eu-152	0.36 +/- 0.36	0.55	U,G
15585-10-1	Eu-154	0.11 +/- 0.45	0.80	U,G
14391-16-3	Eu-155	-0.06 +/- 0.26	0.46	U,G
14596-12-4	Fe-59	0.01 +/- 0.19	0.35	U,G
10043-66-0	I-131	0.06 +/- 0.18	0.32	U,G
13966-00-2	K-40	20.9 +/- 3.7	1.8	G
13966-31-9	Mn-54	-0.021 +/- 0.068	0.134	U,G
13966-32-0	Na-22	0.022 +/- 0.072	0.131	U,G
14681-63-1	Nb-94	-0.010 +/- 0.064	0.122	U,G
13967-76-5	Nb-95	-0.036 +/- 0.095	0.181	U,G
15100-28-4	Pa-234m	-2 +/- 14	26	U,G
15092-94-1	Pb-212	1.09 +/- 0.26	0.28	G
15067-28-4	Pb-214	0.96 +/- 0.22	0.26	G,J
13967-48-1	Ru-106	0.29 +/- 0.70	1.21	U,G

Comments:

Qualifiers/Flags:

U - Result is less than the sample specific MDC or less than the associated TPU

Y1 - Chemical Yield is in control at 100-110%. Quantitative Yield is assumed.

Y2 - Chemical Yield outside default limits.

LT - Result is less than Requested MDC, greater than sample specific MDC.

M3 - The requested MDC was not met, but the reported activity is greater than the reported MDC.

M - The requested MDC was not met.

SQ - Spectral quality prevents accurate quantitation.

SI - Nuclide identification and/or quantitation is tentative.

TI - Nuclide identification is tentative.

R - Nuclide has exceeded 8 halflives.

G - Sample density differs by more than 15% of LCS density.

Abbreviations:

TPU - Total Propagated Uncertainty (see PAI SOP 743)

MDC - Minimum Detectable Concentration (see PAI SOP 709)

BDL - Below Detection Limit

Data Package ID: *GSS0408001-1*

Gamma Spectroscopy Results

PAI 713 Rev 8

Sample Results

Lab Name: Paragon Analytics
Work Order Number: 0408001
Client Name: New World Technologies
ClientProject ID: Ravenna GA00563

Field ID: RBS-4
Lab ID: 0408001-4

Library: FANP

Sample Matrix: SOIL
Prep SOP: PAI 739 Rev 8
Date Collected: 27-Jul-04
Date Prepared: 06-Aug-04
Date Analyzed: 09-Aug-04

Prep Batch: GS040806-1
QCBatchID: GS040806-1-1
Run ID: GS040806-1A
Count Time: 30 minutes
Report Basis: Dry Weight

Final Aliquot: 331 g
Prep Basis: Dry Weight
Moisture(%): NA
Result Units: pCi/g
File Name: 040224D05A

CASNO	Target Nuclide	Result +/- 2 s TPU	MDC	Lab Qualifier
14683-10-4	Sb-124	-0.005 +/- 0.085	0.156	U,G
14234-35-6	Sb-125	-0.04 +/- 0.17	0.33	U,G
13967-63-0	Sc-46	0.054 +/- 0.087	0.147	U,G
15623-47-9	Th-227	-0.06 +/- 0.75	1.29	U,G
15065-10-8	Th-234	-0.8 +/- 1.6	2.9	U,G
14913-50-9	Tl-208	0.44 +/- 0.14	0.15	G
15117-96-1	U-235	0.28 +/- 0.43	0.71	U,G
13982-39-3	Zn-65	-0.20 +/- 0.22	0.44	U,G

Comments:

Qualifiers/Flags:

U - Result is less than the sample specific MDC or less than the associated TPU
Y1 - Chemical Yield is in control at 100-110%. Quantitative Yield is assumed.
Y2 - Chemical Yield outside default limits.
LT - Result is less than Requested MDC, greater than sample specific MDC.
M3 - The requested MDC was not met, but the reported activity is greater than the reported MDC.
M - The requested MDC was not met.
SQ - Spectral quality prevents accurate quantitation.
SI - Nuclide identification and/or quantitation is tentative.
TI - Nuclide identification is tentative.
R - Nuclide has exceeded 8 halflives.
G - Sample density differs by more than 15% of LCS density.

Abbreviations:

TPU - Total Propagated Uncertainty (see PAI SOP 743)
MDC - Minimum Detectable Concentration (see PAI SOP 709)
BDL - Below Detection Limit

Data Package ID: *GSS0408001-1*

Gamma Spectroscopy Results

PAI 713 Rev 8

Sample Results

Lab Name: Paragon Analytics
Work Order Number: 0408001
Client Name: New World Technologies
ClientProject ID: Ravenna GA00563

Field ID: RBS-5
Lab ID: 0408001-5

Library: FANP

Sample Matrix: SOIL
Prep SOP: PAI 739 Rev 8
Date Collected: 27-Jul-04
Date Prepared: 06-Aug-04
Date Analyzed: 09-Aug-04

Prep Batch: GS040806-1
QCBatchID: GS040806-1-1
Run ID: GS040806-1A
Count Time: 30 minutes
Report Basis: Dry Weight

Final Aliquot: 378 g
Prep Basis: Dry Weight
Moisture(%): NA
Result Units: pCi/g
File Name: 040226D05A

CASNO	Target Nuclide	Result +/- 2 s TPU	MDC	Lab Qualifier
14331-83-0	Ac-228	1.09 +/- 0.33	0.50	G
14391-76-5	Ag-110m	0.033 +/- 0.058	0.099	U,G
14682-66-7	Al-26	0.018 +/- 0.054	0.103	U,G
14596-10-2	Am-241	-0.48 +/- 0.65	1.21	U,G
13966-02-4	Be-7	-0.12 +/- 0.57	1.06	U,G
14913-49-6	Bi-212	1.6 +/- 1.2	1.8	U,G
14733-03-0	Bi-214	0.91 +/- 0.25	0.26	G,J
13982-30-4	Ce-139	0.022 +/- 0.052	0.089	U,G
14762-78-8	Ce-144	0.21 +/- 0.37	0.62	U,G
14093-03-9	Co-56	0.02 +/- 0.18	0.32	U,G
13981-50-5	Co-57	0.010 +/- 0.054	0.093	U,G
13981-38-9	Co-58	0.020 +/- 0.067	0.120	U,G
10198-40-0	Co-60	0.028 +/- 0.087	0.155	U,G
14392-02-0	Cr-51	0.07 +/- 0.62	1.10	U,G
13967-70-9	Cs-134	-0.041 +/- 0.095	0.178	U,G

Comments:

Qualifiers/Flags:

U - Result is less than the sample specific MDC or less than the associated TPU

Y1 - Chemical Yield is in control at 100-110%. Quantitative Yield is assumed.

Y2 - Chemical Yield outside default limits.

LT - Result is less than Requested MDC, greater than sample specific MDC.

M3 - The requested MDC was not met, but the reported activity is greater than the reported MDC.

M - The requested MDC was not met.

SQ - Spectral quality prevents accurate quantitation.

SI - Nuclide identification and/or quantitation is tentative.

TI - Nuclide identification is tentative.

R - Nuclide has exceeded 8 halflives.

G - Sample density differs by more than 15% of LCS density.

Abbreviations:

TPU - Total Propagated Uncertainty (see PAI SOP 743)

MDC - Minimum Detectable Concentration (see PAI SOP 709)

BDL - Below Detection Limit

Data Package ID: *GSS0408001-1*

Gamma Spectroscopy Results

PAI 713 Rev 8

Sample Results

Lab Name: Paragon Analytics
Work Order Number: 0408001
Client Name: New World Technologies
ClientProject ID: Ravenna GA00563

Field ID: RBS-5
Lab ID: 0408001-5

Library: FANP

Sample Matrix: SOIL
Prep SOP: PAI 739 Rev 8
Date Collected: 27-Jul-04
Date Prepared: 06-Aug-04
Date Analyzed: 09-Aug-04

Prep Batch: GS040806-1
QCBatchID: GS040806-1-1
Run ID: GS040806-1A
Count Time: 30 minutes
Report Basis: Dry Weight

Final Aliquot: 378 g
Prep Basis: Dry Weight
Moisture(%): NA
Result Units: pCi/g
File Name: 040226D05A

CASNO	Target Nuclide	Result +/- 2 s TPU	MDC	Lab Qualifier
10045-97-3	Cs-137	0.020 +/- 0.068	0.120	U,G
14683-23-9	Eu-152	0.11 +/- 0.35	0.64	U,G
15585-10-1	Eu-154	-0.29 +/- 0.43	0.86	U,G
14391-16-3	Eu-155	0.15 +/- 0.23	0.38	U,G
14596-12-4	Fe-59	0.12 +/- 0.17	0.28	U,G
10043-66-0	I-131	-0.04 +/- 0.20	0.36	U,G
13966-00-2	K-40	18.3 +/- 3.2	1.7	G
13966-31-9	Mn-54	0.013 +/- 0.080	0.143	U,G
13966-32-0	Na-22	-0.091 +/- 0.082	0.176	U,G
14681-63-1	Nb-94	-0.005 +/- 0.059	0.111	U,G
13967-76-5	Nb-95	-0.033 +/- 0.088	0.166	U,G
15100-28-4	Pa-234m	3 +/- 12	22	U,G
15092-94-1	Pb-212	1.09 +/- 0.22	0.20	G
15067-28-4	Pb-214	0.83 +/- 0.19	0.24	G,J
13967-48-1	Ru-106	-0.59 +/- 0.67	1.33	U,G

Comments:

Qualifiers/Flags:

U - Result is less than the sample specific MDC or less than the associated TPU

Y1 - Chemical Yield is in control at 100-110%. Quantitative Yield is assumed.

Y2 - Chemical Yield outside default limits.

LT - Result is less than Requested MDC, greater than sample specific MDC.

M3 - The requested MDC was not met, but the reported activity is greater than the reported MDC.

M - The requested MDC was not met.

SQ - Spectral quality prevents accurate quantitation.

SI - Nuclide identification and/or quantitation is tentative.

TI - Nuclide identification is tentative.

R - Nuclide has exceeded 8 halflives.

G - Sample density differs by more than 15% of LCS density.

Abbreviations:

TPU - Total Propagated Uncertainty (see PAI SOP 743)

MDC - Minimum Detectable Concentration (see PAI SOP 709)

BDL - Below Detection Limit

Data Package ID: *GSS0408001-1*

Gamma Spectroscopy Results

PAI 713 Rev 8

Sample Results

Lab Name: Paragon Analytics
Work Order Number: 0408001
Client Name: New World Technologies
ClientProject ID: Ravenna GA00563

Field ID: RBS-5
Lab ID: 0408001-5

Library: FANP

Sample Matrix: SOIL
Prep SOP: PAI 739 Rev 8
Date Collected: 27-Jul-04
Date Prepared: 06-Aug-04
Date Analyzed: 09-Aug-04

Prep Batch: GS040806-1
QCBatchID: GS040806-1-1
Run ID: GS040806-1A
Count Time: 30 minutes
Report Basis: Dry Weight

Final Aliquot: 378 g
Prep Basis: Dry Weight
Moisture(%): NA
Result Units: pCi/g
File Name: 040226D05A

CASNO	Target Nuclide	Result +/- 2 s TPU	MDC	Lab Qualifier
14683-10-4	Sb-124	-0.009 +/- 0.078	0.144	U,G
14234-35-6	Sb-125	0.11 +/- 0.17	0.28	U,G
13967-63-0	Sc-46	-0.018 +/- 0.073	0.141	U,G
15623-47-9	Th-227	0.45 +/- 0.71	1.14	U,G
15065-10-8	Th-234	1.5 +/- 1.8	3.0	U,G
14913-50-9	Tl-208	0.44 +/- 0.12	0.12	G
15117-96-1	U-235	0.06 +/- 0.38	0.66	U,G
13982-39-3	Zn-65	-0.16 +/- 0.21	0.41	U,G

Comments:

Qualifiers/Flags:

U - Result is less than the sample specific MDC or less than the associated TPU

Y1 - Chemical Yield is in control at 100-110%. Quantitative Yield is assumed.

Y2 - Chemical Yield outside default limits.

LT - Result is less than Requested MDC, greater than sample specific MDC.

M3 - The requested MDC was not met, but the reported activity is greater than the reported MDC.

M - The requested MDC was not met.

SQ - Spectral quality prevents accurate quantitation.

SI - Nuclide identification and/or quantitation is tentative.

TI - Nuclide identification is tentative.

R - Nuclide has exceeded 8 halflives.

G - Sample density differs by more than 15% of LCS density.

Abbreviations:

TPU - Total Propagated Uncertainty (see PAI SOP 743)

MDC - Minimum Detectable Concentration (see PAI SOP 709)

BDL - Below Detection Limit

Data Package ID: *GSS0408001-1*

Gamma Spectroscopy Results

PAI 713 Rev 8

Sample Results

Lab Name: Paragon Analytics
Work Order Number: 0408001
Client Name: New World Technologies
ClientProject ID: Ravenna GA00563

Field ID: RBS-6
Lab ID: 0408001-6

Library: FANP

Sample Matrix: SOIL
Prep SOP: PAI 739 Rev 8
Date Collected: 27-Jul-04
Date Prepared: 06-Aug-04
Date Analyzed: 10-Aug-04

Prep Batch: GS040806-1
QCBatchID: GS040806-1-1
Run ID: GS040806-1A
Count Time: 30 minutes
Report Basis: Dry Weight

Final Aliquot: 347 g
Prep Basis: Dry Weight
Moisture(%): NA
Result Units: pCi/g
File Name: 040229D05A

CASNO	Target Nuclide	Result +/- 2 s TPU	MDC	Lab Qualifier
14331-83-0	Ac-228	0.96 +/- 0.33	0.48	LT,G
14391-76-5	Ag-110m	0.005 +/- 0.095	0.167	U,G
14682-66-7	Al-26	-0.019 +/- 0.070	0.149	U,G
14596-10-2	Am-241	0.24 +/- 0.66	1.14	U,G
13966-02-4	Be-7	0.02 +/- 0.69	1.25	U,G
14913-49-6	Bi-212	0.8 +/- 1.1	1.8	U,G
14733-03-0	Bi-214	0.87 +/- 0.24	0.24	G,J
13982-30-4	Ce-139	-0.019 +/- 0.060	0.108	U,G
14762-78-8	Ce-144	0.33 +/- 0.38	0.62	U,G
14093-03-9	Co-56	0.15 +/- 0.18	0.29	U,G
13981-50-5	Co-57	-0.024 +/- 0.050	0.091	U,G
13981-38-9	Co-58	0.007 +/- 0.058	0.109	U,G
10198-40-0	Co-60	-0.060 +/- 0.091	0.186	U,G
14392-02-0	Cr-51	0.34 +/- 0.59	1.00	U,G
13967-70-9	Cs-134	0.021 +/- 0.046	0.088	U,G

Comments:

Qualifiers/Flags:

U - Result is less than the sample specific MDC or less than the associated TPU

Y1 - Chemical Yield is in control at 100-110%. Quantitative Yield is assumed.

Y2 - Chemical Yield outside default limits.

LT - Result is less than Requested MDC, greater than sample specific MDC.

M3 - The requested MDC was not met, but the reported activity is greater than the reported MDC.

M - The requested MDC was not met.

SQ - Spectral quality prevents accurate quantitation.

SI - Nuclide identification and/or quantitation is tentative.

TI - Nuclide identification is tentative.

R - Nuclide has exceeded 8 halflives.

G - Sample density differs by more than 15% of LCS density.

Abbreviations:

TPU - Total Propagated Uncertainty (see PAI SOP 743)

MDC - Minimum Detectable Concentration (see PAI SOP 709)

BDL - Below Detection Limit

Data Package ID: *GSS0408001-1*

Gamma Spectroscopy Results

PAI 713 Rev 8

Sample Results

Lab Name: Paragon Analytics
Work Order Number: 0408001
Client Name: New World Technologies
ClientProject ID: Ravenna GA00563

Field ID: RBS-6
Lab ID: 0408001-6

Library: FANP

Sample Matrix: SOIL
Prep SOP: PAI 739 Rev 8
Date Collected: 27-Jul-04
Date Prepared: 06-Aug-04
Date Analyzed: 10-Aug-04

Prep Batch: GS040806-1
QCBatchID: GS040806-1-1
Run ID: GS040806-1A
Count Time: 30 minutes
Report Basis: Dry Weight

Final Aliquot: 347 g
Prep Basis: Dry Weight
Moisture(%): NA
Result Units: pCi/g
File Name: 040229D05A

CASNO	Target Nuclide	Result +/- 2 s TPU	MDC	Lab Qualifier
10045-97-3	Cs-137	0.177 +/- 0.085	0.106	G
14683-23-9	Eu-152	-0.04 +/- 0.35	0.70	U,G
15585-10-1	Eu-154	-0.03 +/- 0.39	0.74	U,G
14391-16-3	Eu-155	0.28 +/- 0.26	0.42	U,G
14596-12-4	Fe-59	0.07 +/- 0.18	0.32	U,G
10043-66-0	I-131	0.07 +/- 0.20	0.34	U,G
13966-00-2	K-40	13.3 +/- 2.6	1.3	G
13966-31-9	Mn-54	0.084 +/- 0.074	0.113	U,G
13966-32-0	Na-22	0.046 +/- 0.088	0.151	U,G
14681-63-1	Nb-94	-0.005 +/- 0.075	0.137	U,G
13967-76-5	Nb-95	-0.019 +/- 0.099	0.183	U,G
15100-28-4	Pa-234m	-2 +/- 13	25	U,G
15092-94-1	Pb-212	1.23 +/- 0.24	0.20	G
15067-28-4	Pb-214	1.04 +/- 0.23	0.26	G,J
13967-48-1	Ru-106	-0.42 +/- 0.64	1.26	U,G

Comments:

Qualifiers/Flags:

U - Result is less than the sample specific MDC or less than the associated TPU

Y1 - Chemical Yield is in control at 100-110%. Quantitative Yield is assumed.

Y2 - Chemical Yield outside default limits.

LT - Result is less than Requested MDC, greater than sample specific MDC.

M3 - The requested MDC was not met, but the reported activity is greater than the reported MDC.

M - The requested MDC was not met.

SQ - Spectral quality prevents accurate quantitation.

SI - Nuclide Identification and/or quantitation is tentative.

TI - Nuclide identification is tentative.

R - Nuclide has exceeded 8 halflives.

G - Sample density differs by more than 15% of LCS density.

Abbreviations:

TPU - Total Propagated Uncertainty (see PAI SOP 743)

MDC - Minimum Detectable Concentration (see PAI SOP 709)

BDL - Below Detection Limit

Data Package ID: *GSS0408001-1*

Gamma Spectroscopy Results

PAI 713 Rev 8

Sample Results

Lab Name: Paragon Analytics
Work Order Number: 0408001
Client Name: New World Technologies
ClientProject ID: Ravenna GA00563

Field ID: RBS-6
Lab ID: 0408001-6

Library: FANP

Sample Matrix: SOIL
Prep SOP: PAI 739 Rev 8
Date Collected: 27-Jul-04
Date Prepared: 06-Aug-04
Date Analyzed: 10-Aug-04

Prep Batch: GS040806-1
QCBatchID: GS040806-1-1
Run ID: GS040806-1A
Count Time: 30 minutes
Report Basis: Dry Weight

Final Aliquot: 347 g
Prep Basis: Dry Weight
Moisture(%): NA
Result Units: pCi/g
File Name: 040229D05A

CASNO	Target Nuclide	Result +/- 2 s TPU	MDC	Lab Qualifier
14683-10-4	Sb-124	-0.016 +/- 0.079	0.148	U,G
14234-35-6	Sb-125	0.06 +/- 0.16	0.31	U,G
13967-63-0	Sc-46	-0.064 +/- 0.078	0.161	U,G
15623-47-9	Th-227	-0.25 +/- 0.67	1.20	U,G
15065-10-8	Th-234	1.3 +/- 1.7	2.9	U,G
14913-50-9	Tl-208	0.35 +/- 0.11	0.12	G
15117-96-1	U-235	0.14 +/- 0.39	0.66	U,G
13982-39-3	Zn-65	0.37 +/- 0.33	0.52	U,G

Comments:

Qualifiers/Flags:

U - Result is less than the sample specific MDC or less than the associated TPU
Y1 - Chemical Yield is in control at 100-110%. Quantitative Yield is assumed.
Y2 - Chemical Yield outside default limits.
LT - Result is less than Requested MDC, greater than sample specific MDC.
M3 - The requested MDC was not met, but the reported activity is greater than the reported MDC.
M - The requested MDC was not met.

Abbreviations:

TPU - Total Propagated Uncertainty (see PAI SOP 743)
MDC - Minimum Detectable Concentration (see PAI SOP 709)
BDL - Below Detection Limit

SQ - Spectral quality prevents accurate quantitation.
SI - Nuclide identification and/or quantitation is tentative.
TI - Nuclide identification is tentative.
R - Nuclide has exceeded 8 halflives.
G - Sample density differs by more than 15% of LCS density.

Data Package ID: *GSS0408001-1*

Gamma Spectroscopy Results

PAI 713 Rev 8

Sample Results

Lab Name: Paragon Analytics
Work Order Number: 0408001
Client Name: New World Technologies
ClientProject ID: Ravenna GA00563

Field ID: RBS-7
Lab ID: 0408001-7

Library: FANP

Sample Matrix: SOIL
Prep SOP: PAI 739 Rev 8
Date Collected: 27-Jul-04
Date Prepared: 06-Aug-04
Date Analyzed: 10-Aug-04

Prep Batch: GS040806-1
QCBatchID: GS040806-1-1
Run ID: GS040806-1A
Count Time: 30 minutes
Report Basis: Dry Weight

Final Aliquot: 339 g
Prep Basis: Dry Weight
Moisture(%): NA
Result Units: pCi/g
File Name: 041363D08A

CASNO	Target Nuclide	Result +/- 2 s TPU	MDC	Lab Qualifier
14331-83-0	Ac-228	0.69 +/- 0.27	0.52	LT,G
14391-76-5	Ag-110m	0.026 +/- 0.064	0.112	U,G
14682-66-7	Al-26	0.018 +/- 0.082	0.156	U,G
14596-10-2	Am-241	0.07 +/- 0.12	0.21	U,G
13966-02-4	Be-7	-0.26 +/- 0.63	1.21	U,G
14913-49-6	Bi-212	1.2 +/- 1.2	1.8	U,G
14733-03-0	Bi-214	0.67 +/- 0.23	0.26	G,J
13982-30-4	Ce-139	-0.038 +/- 0.049	0.092	U,G
14762-78-8	Ce-144	-0.04 +/- 0.28	0.51	U,G
14093-03-9	Co-56	0.06 +/- 0.19	0.33	U,G
13981-50-5	Co-57	-0.003 +/- 0.036	0.065	U,G
13981-38-9	Co-58	-0.033 +/- 0.078	0.155	U,G
10198-40-0	Co-60	0.011 +/- 0.080	0.150	U,G
14392-02-0	Cr-51	-0.03 +/- 0.65	1.19	U,G
13967-70-9	Cs-134	-0.024 +/- 0.070	0.132	U,G

Comments:

Qualifiers/Flags:

U - Result is less than the sample specific MDC or less than the associated TPU

Y1 - Chemical Yield is in control at 100-110%. Quantitative Yield is assumed.

Y2 - Chemical Yield outside default limits.

LT - Result is less than Requested MDC, greater than sample specific MDC.

M3 - The requested MDC was not met, but the reported activity is greater than the reported MDC.

M - The requested MDC was not met.

SQ - Spectral quality prevents accurate quantitation.

SI - Nuclide identification and/or quantitation is tentative.

TI - Nuclide identification is tentative.

R - Nuclide has exceeded 8 halflives.

G - Sample density differs by more than 15% of LCS density.

Abbreviations:

TPU - Total Propagated Uncertainty (see PAI SOP 743)

MDC - Minimum Detectable Concentration (see PAI SOP 709)

BDL - Below Detection Limit

Data Package ID: *GSS0408001-1*

Gamma Spectroscopy Results

PAI 713 Rev 8

Sample Results

Lab Name: Paragon Analytics
Work Order Number: 0408001
Client Name: New World Technologies
ClientProject ID: Ravenna GA00563

Field ID: RBS-7
Lab ID: 0408001-7

Library: FANP

Sample Matrix: SOIL
Prep SOP: PAI 739 Rev 8
Date Collected: 27-Jul-04
Date Prepared: 06-Aug-04
Date Analyzed: 10-Aug-04

Prep Batch: GS040806-1
QCBatchID: GS040806-1-1
Run ID: GS040806-1A
Count Time: 30 minutes
Report Basis: Dry Weight

Final Aliquot: 339 g
Prep Basis: Dry Weight
Moisture(%): NA
Result Units: pCi/g
File Name: 041363D08A

CASNO	Target Nuclide	Result +/- 2 s TPU	MDC	Lab Qualifier
10045-97-3	Cs-137	0.207 +/- 0.090	0.102	G
14683-23-9	Eu-152	0.06 +/- 0.29	0.56	U,G
15585-10-1	Eu-154	-0.18 +/- 0.35	0.74	U,G
14391-16-3	Eu-155	0.01 +/- 0.14	0.24	U,G
14596-12-4	Fe-59	-0.05 +/- 0.16	0.32	U,G
10043-66-0	I-131	0.16 +/- 0.16	0.24	U,G
13966-00-2	K-40	13.9 +/- 2.8	1.6	G
13966-31-9	Mn-54	-0.042 +/- 0.078	0.154	U,G
13966-32-0	Na-22	0.026 +/- 0.088	0.159	U,G
14681-63-1	Nb-94	0.010 +/- 0.071	0.128	U,G
13967-76-5	Nb-95	0.064 +/- 0.077	0.124	U,G
15100-28-4	Pa-234m	-7 +/- 12	25	U,G
15092-94-1	Pb-212	0.68 +/- 0.18	0.19	G
15067-28-4	Pb-214	0.58 +/- 0.17	0.25	G,J
13967-48-1	Ru-106	-0.16 +/- 0.61	1.18	U,G

Comments:

Qualifiers/Flags:

U - Result is less than the sample specific MDC or less than the associated TPU

Y1 - Chemical Yield is in control at 100-110%. Quantitative Yield is assumed.

Y2 - Chemical Yield outside default limits.

LT - Result is less than Requested MDC, greater than sample specific MDC.

M3 - The requested MDC was not met, but the reported activity is greater than the reported MDC.

M - The requested MDC was not met.

SQ - Spectral quality prevents accurate quantitation.

SI - Nuclide identification and/or quantitation is tentative.

TI - Nuclide identification is tentative.

R - Nuclide has exceeded 8 halflives.

G - Sample density differs by more than 15% of LCS density.

Abbreviations:

TPU - Total Propagated Uncertainty (see PAI SOP 743)

MDC - Minimum Detectable Concentration (see PAI SOP 709)

BDL - Below Detection Limit

Data Package ID: *GSS0408001-1*

Gamma Spectroscopy Results

PAI 713 Rev 8

Sample Results

Lab Name: Paragon Analytics
Work Order Number: 0408001
Client Name: New World Technologies
ClientProject ID: Ravenna GA00563

Field ID: RBS-7
Lab ID: 0408001-7

Library: FANP

Sample Matrix: SOIL
Prep SOP: PAI 739 Rev 8
Date Collected: 27-Jul-04
Date Prepared: 06-Aug-04
Date Analyzed: 10-Aug-04

Prep Batch: GS040806-1
QCBatchID: GS040806-1-1
Run ID: GS040806-1A
Count Time: 30 minutes
Report Basis: Dry Weight

Final Aliquot: 339 g
Prep Basis: Dry Weight
Moisture(%): NA
Result Units: pCi/g
File Name: 041363D08A

CASNO	Target Nuclide	Result +/- 2 s TPU	MDC	Lab Qualifier
14683-10-4	Sb-124	-0.028 +/- 0.082	0.155	U,G
14234-35-6	Sb-125	0.12 +/- 0.15	0.25	U,G
13967-63-0	Sc-46	0.037 +/- 0.064	0.110	U,G
15623-47-9	Th-227	0.38 +/- 0.33	0.51	U,G
15065-10-8	Th-234	1.13 +/- 0.69	1.46	U,G
14913-50-9	Tl-208	0.24 +/- 0.10	0.13	G
15117-96-1	U-235	-0.13 +/- 0.27	0.51	U,G
13982-39-3	Zn-65	-0.21 +/- 0.20	0.42	U,G

Comments:

Qualifiers/Flags:

U - Result is less than the sample specific MDC or less than the associated TPU

Y1 - Chemical Yield is in control at 100-110%. Quantitative Yield is assumed.

Y2 - Chemical Yield outside default limits.

LT - Result is less than Requested MDC, greater than sample specific MDC.

M3 - The requested MDC was not met, but the reported activity is greater than the reported MDC.

M - The requested MDC was not met.

SQ - Spectral quality prevents accurate quantitation.

SI - Nuclide Identification and/or quantitation is tentative.

TI - Nuclide identification is tentative.

R - Nuclide has exceeded 8 halflives.

G - Sample density differs by more than 15% of LCS density.

Abbreviations:

TPU - Total Propagated Uncertainty (see PAI SOP 743)

MDC - Minimum Detectable Concentration (see PAI SOP 709)

BDL - Below Detection Limit

Data Package ID: *GSS0408001-1*

Gamma Spectroscopy Results

PAI 713 Rev 8

Sample Results

Lab Name: Paragon Analytics
Work Order Number: 0408001
Client Name: New World Technologies
ClientProject ID: Ravenna GA00563

Field ID: RBS-8
Lab ID: 0408001-8

Library: FANP

Sample Matrix: SOIL
Prep SOP: PAI 739 Rev 8
Date Collected: 27-Jul-04
Date Prepared: 06-Aug-04
Date Analyzed: 10-Aug-04

Prep Batch: GS040806-1
QCBatchID: GS040806-1-1
Run ID: GS040806-1A
Count Time: 30 minutes
Report Basis: Dry Weight

Final Aliquot: 346 g
Prep Basis: Dry Weight
Moisture(%): NA
Result Units: pCi/g
File Name: 040230D05A

CASNO	Target Nuclide	Result +/- 2 s TPU	MDC	Lab Qualifier
14331-83-0	Ac-228	1.21 +/- 0.36	0.45	G
14391-76-5	Ag-110m	0.04 +/- 0.11	0.18	U,G
14682-66-7	Al-26	-0.039 +/- 0.083	0.177	U,G
14596-10-2	Am-241	0.10 +/- 0.61	1.07	U,G
13966-02-4	Be-7	-0.20 +/- 0.77	1.42	U,G
14913-49-6	Bi-212	2.0 +/- 1.2	1.7	G,TI
14733-03-0	Bi-214	0.94 +/- 0.26	0.26	G,J
13982-30-4	Ce-139	0.022 +/- 0.059	0.101	U,G
14762-78-8	Ce-144	-0.30 +/- 0.40	0.75	U,G
14093-03-9	Co-56	0.09 +/- 0.17	0.29	U,G
13981-50-5	Co-57	0.009 +/- 0.053	0.092	U,G
13981-38-9	Co-58	-0.036 +/- 0.074	0.148	U,G
10198-40-0	Co-60	-0.062 +/- 0.079	0.169	U,G
14392-02-0	Cr-51	-0.36 +/- 0.63	1.22	U,G
13967-70-9	Cs-134	0.03 +/- 0.10	0.17	U,G

Comments:

Qualifiers/Flags:

U - Result is less than the sample specific MDC or less than the associated TPU

Y1 - Chemical Yield is in control at 100-110%. Quantitative Yield is assumed.

Y2 - Chemical Yield outside default limits.

LT - Result is less than Requested MDC, greater than sample specific MDC.

M3 - The requested MDC was not met, but the reported activity is greater than the reported MDC.

M - The requested MDC was not met.

SQ - Spectral quality prevents accurate quantitation.

SI - Nuclide identification and/or quantitation is tentative.

TI - Nuclide identification is tentative.

R - Nuclide has exceeded 8 halflives.

G - Sample density differs by more than 15% of LCS density.

Abbreviations:

TPU - Total Propagated Uncertainty (see PAI SOP 743)

MDC - Minimum Detectable Concentration (see PAI SOP 709)

BDL - Below Detection Limit

Data Package ID: *GSS0408001-1*

Gamma Spectroscopy Results

PAI 713 Rev 8

Sample Results

Lab Name: Paragon Analytics
Work Order Number: 0408001
Client Name: New World Technologies
ClientProject ID: Ravenna GA00563

Field ID: RBS-8
Lab ID: 0408001-8

Library: FANP

Sample Matrix: SOIL
Prep SOP: PAI 739 Rev 8
Date Collected: 27-Jul-04
Date Prepared: 06-Aug-04
Date Analyzed: 10-Aug-04

Prep Batch: GS040806-1
QCBatchID: GS040806-1-1
Run ID: GS040806-1A
Count Time: 30 minutes
Report Basis: Dry Weight

Final Aliquot: 346 g
Prep Basis: Dry Weight
Moisture(%): NA
Result Units: pCi/g
File Name: 040230D05A

CASNO	Target Nuclide	Result +/- 2 s TPU	MDC	Lab Qualifier
10045-97-3	Cs-137	0.247 +/- 0.098	0.111	G
14683-23-9	Eu-152	0.01 +/- 0.34	0.66	U,G
15585-10-1	Eu-154	-0.21 +/- 0.37	0.77	U,G
14391-16-3	Eu-155	0.11 +/- 0.25	0.43	U,G
14596-12-4	Fe-59	-0.05 +/- 0.18	0.35	U,G
10043-66-0	I-131	-0.05 +/- 0.22	0.41	U,G
13966-00-2	K-40	17.9 +/- 3.3	1.7	G
13966-31-9	Mn-54	0.007 +/- 0.074	0.136	U,G
13966-32-0	Na-22	0.087 +/- 0.089	0.139	U,G
14681-63-1	Nb-94	0.025 +/- 0.072	0.126	U,G
13967-76-5	Nb-95	-0.035 +/- 0.094	0.178	U,G
15100-28-4	Pa-234m	-4 +/- 11	23	U,G
15092-94-1	Pb-212	1.07 +/- 0.25	0.26	G
15067-28-4	Pb-214	0.90 +/- 0.20	0.23	G,J
13967-48-1	Ru-106	0.70 +/- 0.67	1.04	U,G

Comments:

Qualifiers/Flags:

U - Result is less than the sample specific MDC or less than the associated TPU

Y1 - Chemical Yield is in control at 100-110%. Quantitative Yield is assumed.

Y2 - Chemical Yield outside default limits.

LT - Result is less than Requested MDC, greater than sample specific MDC.

M3 - The requested MDC was not met, but the reported activity is greater than the reported MDC.

M - The requested MDC was not met.

SQ - Spectral quality prevents accurate quantitation.

SI - Nuclide identification and/or quantitation is tentative.

TI - Nuclide identification is tentative.

R - Nuclide has exceeded 8 halflives.

G - Sample density differs by more than 15% of LCS density.

Abbreviations:

TPU - Total Propagated Uncertainty (see PAI SOP 743)

MDC - Minimum Detectable Concentration (see PAI SOP 709)

BDL - Below Detection Limit

Data Package ID: *GSS0408001-1*

Gamma Spectroscopy Results

PAI 713 Rev 8

Sample Results

Lab Name: Paragon Analytics
Work Order Number: 0408001
Client Name: New World Technologies
ClientProject ID: Ravenna GA00563

Field ID: RBS-8
Lab ID: 0408001-8

Library: FANP

Sample Matrix: SOIL
Prep SOP: PAI 739 Rev 8
Date Collected: 27-Jul-04
Date Prepared: 06-Aug-04
Date Analyzed: 10-Aug-04

Prep Batch: GS040806-1
QCBatchID: GS040806-1-1
Run ID: GS040806-1A
Count Time: 30 minutes
Report Basis: Dry Weight

Final Aliquot: 346 g
Prep Basis: Dry Weight
Moisture(%): NA
Result Units: pCi/g
File Name: 040230D05A

CASNO	Target Nuclide	Result +/- 2 s TPU	MDC	Lab Qualifier
14683-10-4	Sb-124	0.057 +/- 0.085	0.142	U,G
14234-35-6	Sb-125	0.01 +/- 0.18	0.32	U,G
13967-63-0	Sc-46	0.026 +/- 0.078	0.138	U,G
15623-47-9	Th-227	-0.80 +/- 0.68	1.28	U,G
15065-10-8	Th-234	1.4 +/- 1.4	2.3	U,G
14913-50-9	Tl-208	0.32 +/- 0.12	0.15	G
15117-96-1	U-235	-0.04 +/- 0.42	0.73	U,G
13982-39-3	Zn-65	-0.17 +/- 0.21	0.42	U,G

Comments:

Qualifiers/Flags:

U - Result is less than the sample specific MDC or less than the associated TPU

Y1 - Chemical Yield is in control at 100-110%. Quantitative Yield is assumed.

Y2 - Chemical Yield outside default limits.

LT - Result is less than Requested MDC, greater than sample specific MDC.

M3 - The requested MDC was not met, but the reported activity is greater than the reported MDC.

M - The requested MDC was not met.

SQ - Spectral quality prevents accurate quantitation.

SI - Nuclide identification and/or quantitation is tentative.

TI - Nuclide identification is tentative.

R - Nuclide has exceeded 8 halflives.

G - Sample density differs by more than 15% of LCS density.

Abbreviations:

TPU - Total Propagated Uncertainty (see PAI SOP 743)

MDC - Minimum Detectable Concentration (see PAI SOP 709)

BDL - Below Detection Limit

Data Package ID: *GSS0408001-1*

Gamma Spectroscopy Results

PAI 713 Rev 8

Sample Results

Lab Name: Paragon Analytics
Work Order Number: 0408001
Client Name: New World Technologies
ClientProject ID: Ravenna GA00563

Field ID: RBS-9
Lab ID: 0408001-9

Library: FANP

Sample Matrix: SOIL
Prep SOP: PAI 739 Rev 8
Date Collected: 27-Jul-04
Date Prepared: 06-Aug-04
Date Analyzed: 10-Aug-04

Prep Batch: GS040806-1
QCBatchID: GS040806-1-1
Run ID: GS040806-1A
Count Time: 30 minutes
Report Basis: Dry Weight

Final Aliquot: 427 g
Prep Basis: Dry Weight
Moisture(%): NA
Result Units: pCi/g
File Name: 040231D05A

CASNO	Target Nuclide	Result +/- 2 s TPU	MDC	Lab Qualifier
14331-83-0	Ac-228	1.01 +/- 0.27	0.37	
14391-76-5	Ag-110m	0.008 +/- 0.055	0.099	U
14682-66-7	Al-26	-0.004 +/- 0.051	0.108	U
14596-10-2	Am-241	-0.08 +/- 0.54	0.96	U
13966-02-4	Be-7	-0.24 +/- 0.57	1.08	U
14913-49-6	Bi-212	1.98 +/- 0.99	1.25	TI
14733-03-0	Bi-214	0.76 +/- 0.21	0.23	J
13982-30-4	Ce-139	-0.036 +/- 0.046	0.085	U
14762-78-8	Ce-144	0.12 +/- 0.34	0.58	U
14093-03-9	Co-56	-0.09 +/- 0.16	0.30	U
13981-50-5	Co-57	0.004 +/- 0.042	0.074	U
13981-38-9	Co-58	-0.063 +/- 0.070	0.142	U
10198-40-0	Co-60	0.016 +/- 0.070	0.127	U
14392-02-0	Cr-51	0.27 +/- 0.57	0.98	U
13967-70-9	Cs-134	0.08 +/- 0.58	0.96	U

Comments:

Qualifiers/Flags:

U - Result is less than the sample specific MDC or less than the associated TPU

Y1 - Chemical Yield is in control at 100-110%. Quantitative Yield is assumed.

Y2 - Chemical Yield outside default limits.

LT - Result is less than Requested MDC, greater than sample specific MDC.

M3 - The requested MDC was not met, but the reported activity is greater than the reported MDC.

M - The requested MDC was not met.

SQ - Spectral quality prevents accurate quantitation.

SI - Nuclide identification and/or quantitation is tentative.

TI - Nuclide identification is tentative.

R - Nuclide has exceeded 8 halflives.

G - Sample density differs by more than 15% of LCS density.

Abbreviations:

TPU - Total Propagated Uncertainty (see PAI SOP 743)

MDC - Minimum Detectable Concentration (see PAI SOP 709)

BDL - Below Detection Limit

Data Package ID: *GSS0408001-1*

Gamma Spectroscopy Results

PAI 713 Rev 8

Sample Results

Lab Name: Paragon Analytics
Work Order Number: 0408001
Client Name: New World Technologies
ClientProject ID: Ravenna GA00563

Field ID: RBS-9
Lab ID: 0408001-9

Library: FANP

Sample Matrix: SOIL
Prep SOP: PAI 739 Rev 8
Date Collected: 27-Jul-04
Date Prepared: 06-Aug-04
Date Analyzed: 10-Aug-04

Prep Batch: GS040806-1
QCBatchID: GS040806-1-1
Run ID: GS040806-1A
Count Time: 30 minutes
Report Basis: Dry Weight

Final Aliquot: 427 g
Prep Basis: Dry Weight
Moisture(%): NA
Result Units: pCi/g
File Name: 040231D05A

CASNO	Target Nuclide	Result +/- 2 s TPU	MDC	Lab Qualifier
10045-97-3	Cs-137	-0.031 +/- 0.066	0.126	U
14683-23-9	Eu-152	-0.01 +/- 0.31	0.60	U
15585-10-1	Eu-154	-0.37 +/- 0.34	0.72	U
14391-16-3	Eu-155	-0.08 +/- 0.21	0.38	U
14596-12-4	Fe-59	0.02 +/- 0.16	0.29	U
10043-66-0	I-131	-0.11 +/- 0.18	0.33	U
13966-00-2	K-40	14.1 +/- 2.6	1.3	
13966-31-9	Mn-54	-0.011 +/- 0.050	0.098	U
13966-32-0	Na-22	-0.043 +/- 0.076	0.152	U
14681-63-1	Nb-94	-0.028 +/- 0.053	0.104	U
13967-76-5	Nb-95	-0.028 +/- 0.075	0.142	U
15100-28-4	Pa-234m	14 +/- 10	14	U
15092-94-1	Pb-212	0.92 +/- 0.20	0.20	
15067-28-4	Pb-214	0.76 +/- 0.18	0.25	J
13967-48-1	Ru-106	-0.19 +/- 0.59	1.11	U

Comments:

Qualifiers/Flags:

U - Result is less than the sample specific MDC or less than the associated TPU

Y1 - Chemical Yield is in control at 100-110%. Quantitative Yield is assumed.

Y2 - Chemical Yield outside default limits.

LT - Result is less than Requested MDC, greater than sample specific MDC.

M3 - The requested MDC was not met, but the reported activity is greater than the reported MDC.

M - The requested MDC was not met.

SQ - Spectral quality prevents accurate quantitation.

SI - Nuclide identification and/or quantitation is tentative.

TI - Nuclide identification is tentative.

R - Nuclide has exceeded 8 halflives.

G - Sample density differs by more than 15% of LCS density.

Abbreviations:

TPU - Total Propagated Uncertainty (see PAI SOP 743)

MDC - Minimum Detectable Concentration (see PAI SOP 709)

BDL - Below Detection Limit

Data Package ID: *GSS0408001-1*

Gamma Spectroscopy Results

PAI 713 Rev 8

Sample Results

Lab Name: Paragon Analytics
Work Order Number: 0408001
Client Name: New World Technologies
ClientProject ID: Ravenna GA00563

Field ID: RBS-9
Lab ID: 0408001-9

Library: FANP

Sample Matrix: SOIL
Prep SOP: PAI 739 Rev 8
Date Collected: 27-Jul-04
Date Prepared: 06-Aug-04
Date Analyzed: 10-Aug-04

Prep Batch: GS040806-1
QCBatchID: GS040806-1-1
Run ID: GS040806-1A
Count Time: 30 minutes
Report Basis: Dry Weight

Final Aliquot: 427 g
Prep Basis: Dry Weight
Moisture(%): NA
Result Units: pCi/g
File Name: 040231D05A

CASNO	Target Nuclide	Result +/- 2 s TPU	MDC	Lab Qualifier
14683-10-4	Sb-124	0.021 +/- 0.070	0.122	U
14234-35-6	Sb-125	-0.05 +/- 0.15	0.28	U
13967-63-0	Sc-46	-0.026 +/- 0.064	0.126	U
15623-47-9	Th-227	0.20 +/- 0.52	0.86	U
15065-10-8	Th-234	0.7 +/- 1.0	1.7	U
14913-50-9	Tl-208	0.40 +/- 0.11	0.11	
15117-96-1	U-235	-0.33 +/- 0.33	0.62	U
13982-39-3	Zn-65	0.24 +/- 0.26	0.41	U

Comments:

Qualifiers/Flags:

U - Result is less than the sample specific MDC or less than the associated TPU

Y1 - Chemical Yield is in control at 100-110%. Quantitative Yield is assumed.

Y2 - Chemical Yield outside default limits.

LT - Result is less than Requested MDC, greater than sample specific MDC.

M3 - The requested MDC was not met, but the reported activity is greater than the reported MDC.

M - The requested MDC was not met.

SQ - Spectral quality prevents accurate quantitation.

SI - Nuclide identification and/or quantitation is tentative.

TI - Nuclide identification is tentative.

R - Nuclide has exceeded 8 halflives.

G - Sample density differs by more than 15% of LCS density.

Abbreviations:

TPU - Total Propagated Uncertainty (see PAI SOP 743)

MDC - Minimum Detectable Concentration (see PAI SOP 709)

BDL - Below Detection Limit

Data Package ID: *GSS0408001-1*

Gamma Spectroscopy Results

PAI 713 Rev 8

Sample Results

Lab Name: Paragon Analytics
Work Order Number: 0408001
Client Name: New World Technologies
ClientProject ID: Ravenna GA00563

Field ID: RBS-10
Lab ID: 0408001-10

Library: FANP

Sample Matrix: SOIL
Prep SOP: PAI 739 Rev 8
Date Collected: 27-Jul-04
Date Prepared: 06-Aug-04
Date Analyzed: 10-Aug-04

Prep Batch: GS040806-1
QCBatchID: GS040806-1-1
Run ID: GS040806-1A
Count Time: 30 minutes
Report Basis: Dry Weight

Final Aliquot: 380 g
Prep Basis: Dry Weight
Moisture(%): NA
Result Units: pCi/g
File Name: 041365D08B

CASNO	Target Nuclide	Result +/- 2 s TPU	MDC	Lab Qualifier
14331-83-0	Ac-228	1.19 +/- 0.31	0.41	G
14391-76-5	Ag-110m	0.024 +/- 0.089	0.150	U,G
14682-66-7	Al-26	0.013 +/- 0.054	0.107	U,G
14596-10-2	Am-241	-0.02 +/- 0.12	0.22	U,G
13966-02-4	Be-7	-0.19 +/- 0.47	0.92	U,G
14913-49-6	Bi-212	2.1 +/- 1.2	1.6	G
14733-03-0	Bi-214	0.89 +/- 0.24	0.23	G,J
13982-30-4	Ce-139	-0.013 +/- 0.050	0.090	U,G
14762-78-8	Ce-144	0.03 +/- 0.30	0.53	U,G
14093-03-9	Co-56	0.02 +/- 0.19	0.34	U,G
13981-50-5	Co-57	-0.006 +/- 0.033	0.060	U,G
13981-38-9	Co-58	-0.100 +/- 0.069	0.153	U,G
10198-40-0	Co-60	-0.022 +/- 0.068	0.140	U,G
14392-02-0	Cr-51	0.48 +/- 0.67	1.11	U,G
13967-70-9	Cs-134	-0.016 +/- 0.069	0.129	U,G

Comments:

Qualifiers/Flags:

U - Result is less than the sample specific MDC or less than the associated TPU

Y1 - Chemical Yield is in control at 100-110%. Quantitative Yield is assumed.

Y2 - Chemical Yield outside default limits.

LT - Result is less than Requested MDC, greater than sample specific MDC.

M3 - The requested MDC was not met, but the reported activity is greater than the reported MDC.

M - The requested MDC was not met.

SQ - Spectral quality prevents accurate quantitation.

SI - Nuclide identification and/or quantitation is tentative.

TI - Nuclide identification is tentative.

R - Nuclide has exceeded 8 halflives.

G - Sample density differs by more than 15% of LCS density.

Abbreviations:

TPU - Total Propagated Uncertainty (see PAI SOP 743)

MDC - Minimum Detectable Concentration (see PAI SOP 709)

BDL - Below Detection Limit

Data Package ID: *GSS0408001-1*

Gamma Spectroscopy Results

PAI 713 Rev 8

Sample Results

Lab Name: Paragon Analytics
Work Order Number: 0408001
Client Name: New World Technologies
ClientProject ID: Ravenna GA00563

Field ID: RBS-10
Lab ID: 0408001-10

Library: FANP

Sample Matrix: SOIL
Prep SOP: PAI 739 Rev 8
Date Collected: 27-Jul-04
Date Prepared: 06-Aug-04
Date Analyzed: 10-Aug-04

Prep Batch: GS040806-1
QCBatchID: GS040806-1-1
Run ID: GS040806-1A
Count Time: 30 minutes
Report Basis: Dry Weight

Final Aliquot: 380 g
Prep Basis: Dry Weight
Moisture(%): NA
Result Units: pCi/g
File Name: 041365D08B

CASNO	Target Nuclide	Result +/- 2 s TPU	MDC	Lab Qualifier
10045-97-3	Cs-137	0.215 +/- 0.093	0.115	G
14683-23-9	Eu-152	0.03 +/- 0.33	0.63	U,G
15585-10-1	Eu-154	-0.15 +/- 0.35	0.72	U,G
14391-16-3	Eu-155	0.01 +/- 0.15	0.26	U,G
14596-12-4	Fe-59	-0.10 +/- 0.17	0.35	U,G
10043-66-0	I-131	-0.03 +/- 0.17	0.32	U,G
13966-00-2	K-40	16.0 +/- 3.0	1.3	G
13966-31-9	Mn-54	0.032 +/- 0.065	0.112	U,G
13966-32-0	Na-22	-0.002 +/- 0.089	0.167	U,G
14681-63-1	Nb-94	0.051 +/- 0.073	0.121	U,G
13967-76-5	Nb-95	-0.023 +/- 0.074	0.142	U,G
15100-28-4	Pa-234m	5 +/- 11	19	U,G
15092-94-1	Pb-212	0.96 +/- 0.21	0.20	G
15067-28-4	Pb-214	0.93 +/- 0.19	0.19	G,J
13967-48-1	Ru-106	0.55 +/- 0.55	0.85	U,G

Comments:

Qualifiers/Flags:

U - Result is less than the sample specific MDC or less than the associated TPU

Y1 - Chemical Yield is in control at 100-110%. Quantitative Yield is assumed.

Y2 - Chemical Yield outside default limits.

LT - Result is less than Requested MDC, greater than sample specific MDC.

M3 - The requested MDC was not met, but the reported activity is greater than the reported MDC.

M - The requested MDC was not met.

SQ - Spectral quality prevents accurate quantitation.

SI - Nuclide identification and/or quantitation is tentative.

TI - Nuclide identification is tentative.

R - Nuclide has exceeded 8 halflives.

G - Sample density differs by more than 15% of LCS density.

Abbreviations:

TPU - Total Propagated Uncertainty (see PAI SOP 743)

MDC - Minimum Detectable Concentration (see PAI SOP 709)

BDL - Below Detection Limit

Data Package ID: *GSS0408001-1*

Gamma Spectroscopy Results

PAI 713 Rev 8

Sample Results

Lab Name: Paragon Analytics
Work Order Number: 0408001
Client Name: New World Technologies
ClientProject ID: Ravenna GA00563

Field ID: RBS-10
Lab ID: 0408001-10

Library: FANP

Sample Matrix: SOIL
Prep SOP: PAI 739 Rev 8
Date Collected: 27-Jul-04
Date Prepared: 06-Aug-04
Date Analyzed: 10-Aug-04

Prep Batch: GS040806-1
QCBatchID: GS040806-1-1
Run ID: GS040806-1A
Count Time: 30 minutes
Report Basis: Dry Weight

Final Aliquot: 380 g
Prep Basis: Dry Weight
Moisture(%): NA
Result Units: pCi/g
File Name: 041365D08B

CASNO	Target Nuclide	Result +/- 2 s TPU	MDC	Lab Qualifier
14683-10-4	Sb-124	0.028 +/- 0.078	0.136	U,G
14234-35-6	Sb-125	-0.12 +/- 0.17	0.33	U,G
13967-63-0	Sc-46	-0.015 +/- 0.070	0.137	U,G
15623-47-9	Th-227	0.13 +/- 0.33	0.57	U,G
15065-10-8	Th-234	0.86 +/- 0.84	1.36	U,G
14913-50-9	Tl-208	0.35 +/- 0.10	0.10	G
15117-96-1	U-235	0.18 +/- 0.28	0.46	U,G
13982-39-3	Zn-65	-0.22 +/- 0.22	0.43	U,G

Comments:

Qualifiers/Flags:

U - Result is less than the sample specific MDC or less than the associated TPU

Y1 - Chemical Yield is in control at 100-110%. Quantitative Yield is assumed.

Y2 - Chemical Yield outside default limits.

LT - Result is less than Requested MDC, greater than sample specific MDC.

M3 - The requested MDC was not met, but the reported activity is greater than the reported MDC.

M - The requested MDC was not met.

SQ - Spectral quality prevents accurate quantitation.

SI - Nuclide identification and/or quantitation is tentative.

TI - Nuclide identification is tentative.

R - Nuclide has exceeded 8 halflives.

G - Sample density differs by more than 15% of LCS density.

Abbreviations:

TPU - Total Propagated Uncertainty (see PAI SOP 743)

MDC - Minimum Detectable Concentration (see PAI SOP 709)

BDL - Below Detection Limit

Data Package ID: *GSS0408001-1*

Gamma Spectroscopy Results

PAI 713 Rev 8

Sample Duplicate Results

Lab Name: Paragon Analytics
Work Order Number: 0408001
Client Name: New World Technologies
ClientProject ID: Ravenna GA00563

Field ID: RBS-10
Lab ID: 0408001-10DUP

Library: FANP

Sample Matrix: SOIL
Prep SOP: PAI 739 Rev 8
Date Collected: 27-Jul-04
Date Prepared: 06-Aug-04
Date Analyzed: 10-Aug-04

Prep Batch: GS040806-1
QCBatchID: GS040806-1-1
Run ID: GS040806-1A
Count Time: 30 minutes
Report Basis: Dry Weight

Final Aliquot: 380 g
Prep Basis: Dry Weight
Moisture(%): NA
Result Units: pCi/g
File Name: 040233D05A

CASNO	Target Nuclide	Result +/- 2 s TPU	MDC	Lab Qualifier
14331-83-0	Ac-228	1.08 +/- 0.29	0.40	G
14391-76-5	Ag-110m	-0.042 +/- 0.092	0.178	U,G
14682-66-7	Al-26	-0.053 +/- 0.072	0.161	U,G
14596-10-2	Am-241	0.19 +/- 0.58	1.00	U,G
13966-02-4	Be-7	-0.10 +/- 0.61	1.13	U,G
14913-49-6	Bi-212	1.1 +/- 1.0	1.5	U,G
14733-03-0	Bi-214	0.79 +/- 0.22	0.22	G,J
13982-30-4	Ce-139	-0.011 +/- 0.054	0.096	U,G
14762-78-8	Ce-144	-0.24 +/- 0.36	0.67	U,G
14093-03-9	Co-56	0.07 +/- 0.17	0.29	U,G
13981-50-5	Co-57	-0.016 +/- 0.049	0.088	U,G
13981-38-9	Co-58	0.032 +/- 0.070	0.121	U,G
10198-40-0	Co-60	-0.055 +/- 0.068	0.148	U,G

Comments:

Qualifiers/Flags:

U - Result is less than the sample specific MDC or less than the associated TPU.
Y1 - Chemical Yield is in control at 100-110%. Quantitative yield is assumed.
Y2 - Chemical Yield outside default limits.
LT - Result is less than Requested MDC, greater than sample specific MDC.
M - The requested MDC was not met.
M3 - The requested MDC was not met, but thereported activity is greater than the reported MDC.
W - DER is greater than Warning Limit of 1.42
D - DER is greater than Control Limit of 2.13

SQ - Spectral quality prevents accurate quantitation.
SI - Nuclide Identification and/or quantitation is tentative.
TI - Nuclide Identification is tentative.
R - Nuclide has exceeded 8 halflives.
G - Sample density differs by more than 15% of LCS density.

Abbreviations:

TPU - Total Propagated Uncertainty (see PAI SOP 743)
MDC - Minimum Detectable Concentration (see PAI SOP 709)
BDL - Below Detection Limit

Data Package ID: *GSS0408001-1*

Gamma Spectroscopy Results

PAI 713 Rev 8

Sample Duplicate Results

Lab Name: Paragon Analytics
Work Order Number: 0408001
Client Name: New World Technologies
ClientProject ID: Ravenna GA00563

Field ID: RBS-10
Lab ID: 0408001-10DUP

Library: FANP

Sample Matrix: SOIL
Prep SOP: PAI 739 Rev 8
Date Collected: 27-Jul-04
Date Prepared: 06-Aug-04
Date Analyzed: 10-Aug-04

Prep Batch: GS040806-1
QCBatchID: GS040806-1-1
Run ID: GS040806-1A
Count Time: 30 minutes
Report Basis: Dry Weight

Final Aliquot: 380 g
Prep Basis: Dry Weight
Moisture(%): NA
Result Units: pCi/g
File Name: 040233D05A

CASNO	Target Nuclide	Result +/- 2 s TPU	MDC	Lab Qualifier
14392-02-0	Cr-51	-0.01 +/- 0.62	1.11	U,G
13967-70-9	Cs-134	0.01 +/- 0.10	0.17	U,G
10045-97-3	Cs-137	0.230 +/- 0.090	0.103	G
14683-23-9	Eu-152	0.08 +/- 0.33	0.60	U,G
15585-10-1	Eu-154	0.13 +/- 0.42	0.75	U,G
14391-16-3	Eu-155	-0.01 +/- 0.22	0.39	U,G
14596-12-4	Fe-59	0.17 +/- 0.19	0.30	U,G
10043-66-0	I-131	0.17 +/- 0.20	0.32	U,G
13966-00-2	K-40	20.0 +/- 3.4	1.5	G
13966-31-9	Mn-54	-0.020 +/- 0.064	0.124	U,G
13966-32-0	Na-22	-0.038 +/- 0.095	0.184	U,G
14681-63-1	Nb-94	0 +/- 0.068	0.123	U,G
13967-76-5	Nb-95	0.054 +/- 0.084	0.140	U,G

Comments:

Qualifiers/Flags:

U - Result is less than the sample specific MDC or less than the associated TPU.
Y1 - Chemical Yield is in control at 100-110%. Quantitative yield is assumed.
Y2 - Chemical Yield outside default limits.
LT - Result is less than Requested MDC, greater than sample specific MDC.
M - The requested MDC was not met.
M3 - The requested MDC was not met, but thereported activity is greater than the reported MDC.
W - DER is greater than Warning Limit of 1.42
D - DER is greater than Control Limit of 2.13

SQ - Spectral quality prevents accurate quantitation.
SI - Nuclide identification and/or quantitation is tentative.
TI - Nuclide identification is tentative.
R - Nuclide has exceeded 8 halflives.
G - Sample density differs by more than 15% of LCS density.

Abbreviations:
TPU - Total Propagated Uncertainty (see PAI SOP 743)
MDC - Minimum Detectable Concentration (see PAI SOP 709)
BDL - Below Detection Limit

Data Package ID: *GSS0408001-1*

Gamma Spectroscopy Results

PAI 713 Rev 8

Sample Duplicate Results

Lab Name: Paragon Analytics
Work Order Number: 0408001
Client Name: New World Technologies
ClientProject ID: Ravenna GA00563

Field ID: RBS-10
Lab ID: 0408001-10DUP

Library: FANP

Sample Matrix: SOIL
Prep SOP: PAI 739 Rev 8
Date Collected: 27-Jul-04
Date Prepared: 06-Aug-04
Date Analyzed: 10-Aug-04

Prep Batch: GS040806-1
QCBatchID: GS040806-1-1
Run ID: GS040806-1A
Count Time: 30 minutes
Report Basis: Dry Weight

Final Aliquot: 380 g
Prep Basis: Dry Weight
Moisture(%): NA
Result Units: pCi/g
File Name: 040233D05A

CASNO	Target Nuclide	Result +/- 2 s TPU	MDC	Lab Qualifier
15100-28-4	Pa-234m	-10 +/- 12	25	U,G
15092-94-1	Pb-212	1.33 +/- 0.25	0.18	G
15067-28-4	Pb-214	0.88 +/- 0.20	0.22	G,J
13967-48-1	Ru-106	-0.59 +/- 0.65	1.30	U,G
14683-10-4	Sb-124	0.019 +/- 0.081	0.143	U,G
14234-35-6	Sb-125	-0.04 +/- 0.17	0.31	U,G
13967-63-0	Sc-46	-0.029 +/- 0.072	0.141	U,G
15623-47-9	Th-227	0.35 +/- 0.60	0.97	U,G
15065-10-8	Th-234	-0.8 +/- 1.4	2.5	U,G
14913-50-9	Tl-208	0.31 +/- 0.11	0.14	G
15117-96-1	U-235	-0.03 +/- 0.38	0.67	U,G
13982-39-3	Zn-65	-0.31 +/- 0.20	0.42	U,G

Comments:

Qualifiers/Flags:

U - Result is less than the sample specific MDC or less than the associated TPU.
Y1 - Chemical Yield is in control at 100-110%. Quantitative yield is assumed.
Y2 - Chemical Yield outside default limits.
LT - Result is less than Requested MDC, greater than sample specific MDC.
M - The requested MDC was not met.
M3 - The requested MDC was not met, but thereported activity is greater than the reported MDC.
W - DER is greater than Warning Limit of 1.42
D - DER is greater than Control Limit of 2.13
SQ - Spectral quality prevents accurate quantitation.
SI - Nuclide identification and/or quantitation is tentative.
TI - Nuclide identification is tentative.
R - Nuclide has exceeded 8 halflives.
G - Sample density differs by more than 15% of LCS density.

Abbreviations:

TPU - Total Propagated Uncertainty (see PAI SOP 743)
MDC - Minimum Detectable Concentration (see PAI SOP 709)
BDL - Below Detection Limit

Data Package ID: *GSS0408001-1*

Gamma Spectroscopy Results

PAI 713 Rev 8

Sample Results

Lab Name: Paragon Analytics
Work Order Number: 0408001
Client Name: New World Technologies
ClientProject ID: Ravenna GA00563

Field ID: RBS-11
Lab ID: 0408001-11

Library: FANP

Sample Matrix: SOIL
Prep SOP: PAI 739 Rev 8
Date Collected: 27-Jul-04
Date Prepared: 06-Aug-04
Date Analyzed: 10-Aug-04

Prep Batch: GS040806-1
QCBatchID: GS040806-1-1
Run ID: GS040806-1A
Count Time: 30 minutes
Report Basis: Dry Weight

Final Aliquot: 338 g
Prep Basis: Dry Weight
Moisture(%): NA
Result Units: pCi/g
File Name: 041366D08A

CASNO	Target Nuclide	Result +/- 2 s TPU	MDC	Lab Qualifier
14331-83-0	Ac-228	1.26 +/- 0.32	0.55	G
14391-76-5	Ag-110m	0.05 +/- 0.11	0.18	U,G
14682-66-7	Al-26	0.033 +/- 0.077	0.140	U,G
14596-10-2	Am-241	0.16 +/- 0.14	0.23	U,G
13966-02-4	Be-7	-0.13 +/- 0.63	1.18	U,G
14913-49-6	Bi-212	0.6 +/- 1.2	2.0	U,G
14733-03-0	Bi-214	0.99 +/- 0.26	0.27	G,J
13982-30-4	Ce-139	0.012 +/- 0.053	0.092	U,G
14762-78-8	Ce-144	-0.23 +/- 0.34	0.63	U,G
14093-03-9	Co-56	0.09 +/- 0.19	0.34	U,G
13981-50-5	Co-57	0.017 +/- 0.040	0.067	U,G
13981-38-9	Co-58	0.020 +/- 0.069	0.125	U,G
10198-40-0	Co-60	0.067 +/- 0.066	0.097	U,G
14392-02-0	Cr-51	0.21 +/- 0.69	1.19	U,G
13967-70-9	Cs-134	-0.007 +/- 0.076	0.140	U,G

Comments:

Qualifiers/Flags:

U - Result is less than the sample specific MDC or less than the associated TPU

Y1 - Chemical Yield is in control at 100-110%. Quantitative Yield is assumed.

Y2 - Chemical Yield outside default limits.

LT - Result is less than Requested MDC, greater than sample specific MDC.

M3 - The requested MDC was not met, but the reported activity is greater than the reported MDC.

M - The requested MDC was not met.

SQ - Spectral quality prevents accurate quantitation.

SI - Nuclide identification and/or quantitation is tentative.

TI - Nuclide identification is tentative.

R - Nuclide has exceeded 8 halflives.

G - Sample density differs by more than 15% of LCS density.

Abbreviations:

TPU - Total Propagated Uncertainty (see PAI SOP 743)

MDC - Minimum Detectable Concentration (see PAI SOP 709)

BDL - Below Detection Limit

Data Package ID: *GSS0408001-1*

Gamma Spectroscopy Results

PAI 713 Rev 8

Sample Results

Lab Name: Paragon Analytics
Work Order Number: 0408001
Client Name: New World Technologies
ClientProject ID: Ravenna GA00563

Field ID: RBS-11
Lab ID: 0408001-11

Library: FANP

Sample Matrix: SOIL
Prep SOP: PAI 739 Rev 8
Date Collected: 27-Jul-04
Date Prepared: 06-Aug-04
Date Analyzed: 10-Aug-04

Prep Batch: GS040806-1
QCBatchID: GS040806-1-1
Run ID: GS040806-1A
Count Time: 30 minutes
Report Basis: Dry Weight

Final Aliquot: 338 g
Prep Basis: Dry Weight
Moisture(%): NA
Result Units: pCi/g
File Name: 041366D08A

CASNO	Target Nuclide	Result +/- 2 s TPU	MDC	Lab Qualifier
10045-97-3	Cs-137	0.52 +/- 0.15	0.14	G
14683-23-9	Eu-152	0.16 +/- 0.42	0.75	U,G
15585-10-1	Eu-154	0.44 +/- 0.50	0.81	U,G
14391-16-3	Eu-155	-0.07 +/- 0.15	0.28	U,G
14596-12-4	Fe-59	0.05 +/- 0.18	0.32	U,G
10043-66-0	I-131	-0.10 +/- 0.18	0.36	U,G
13966-00-2	K-40	16.4 +/- 3.1	1.4	G
13966-31-9	Mn-54	0.024 +/- 0.075	0.133	U,G
13966-32-0	Na-22	-0.063 +/- 0.099	0.202	U,G
14681-63-1	Nb-94	-0.042 +/- 0.080	0.154	U,G
13967-76-5	Nb-95	0.051 +/- 0.085	0.143	U,G
15100-28-4	Pa-234m	6 +/- 14	24	U,G
15092-94-1	Pb-212	1.20 +/- 0.25	0.22	G
15067-28-4	Pb-214	1.16 +/- 0.23	0.22	G,J
13967-48-1	Ru-106	-0.23 +/- 0.67	1.29	U,G

Comments:

Qualifiers/Flags:

U - Result is less than the sample specific MDC or less than the associated TPU

Y1 - Chemical Yield is in control at 100-110%. Quantitative Yield is assumed.

Y2 - Chemical Yield outside default limits.

LT - Result is less than Requested MDC, greater than sample specific MDC.

M3 - The requested MDC was not met, but the reported activity is greater than the reported MDC.

M - The requested MDC was not met.

SQ - Spectral quality prevents accurate quantitation.

SI - Nuclide Identification and/or quantitation is tentative.

TI - Nuclide identification is tentative.

R - Nuclide has exceeded 8 halflives.

G - Sample density differs by more than 15% of LCS density.

Abbreviations:

TPU - Total Propagated Uncertainty (see PAI SOP 743)

MDC - Minimum Detectable Concentration (see PAI SOP 709)

BDL - Below Detection Limit

Data Package ID: *GSS0408001-1*

Gamma Spectroscopy Results

PAI 713 Rev 8

Sample Results

Lab Name: Paragon Analytics
Work Order Number: 0408001
Client Name: New World Technologies
ClientProject ID: Ravenna GA00563

Field ID: RBS-11
Lab ID: 0408001-11

Library: FANP

Sample Matrix: SOIL
Prep SOP: PAI 739 Rev 8
Date Collected: 27-Jul-04
Date Prepared: 06-Aug-04
Date Analyzed: 10-Aug-04

Prep Batch: GS040806-1
QCBatchID: GS040806-1-1
Run ID: GS040806-1A
Count Time: 30 minutes
Report Basis: Dry Weight

Final Aliquot: 338 g
Prep Basis: Dry Weight
Moisture(%): NA
Result Units: pCi/g
File Name: 041366D08A

CASNO	Target Nuclide	Result +/- 2 s TPU	MDC	Lab Qualifier
14683-10-4	Sb-124	-0.106 +/- 0.089	0.180	U,G
14234-35-6	Sb-125	0.07 +/- 0.17	0.31	U,G
13967-63-0	Sc-46	0.040 +/- 0.081	0.139	U,G
15623-47-9	Th-227	0.11 +/- 0.38	0.66	U,G
15065-10-8	Th-234	2.0 +/- 1.3	2.0	G,TI
14913-50-9	Tl-208	0.37 +/- 0.11	0.11	G
15117-96-1	U-235	-0.03 +/- 0.31	0.56	U,G
13982-39-3	Zn-65	0.14 +/- 0.37	0.63	U,G

Comments:

Qualifiers/Flags:

U - Result is less than the sample specific MDC or less than the associated TPU

Y1 - Chemical Yield is in control at 100-110%. Quantitative Yield is assumed.

Y2 - Chemical Yield outside default limits.

LT - Result is less than Requested MDC, greater than sample specific MDC.

M3 - The requested MDC was not met, but the reported activity is greater than the reported MDC.

M - The requested MDC was not met.

SQ - Spectral quality prevents accurate quantitation.

SI - Nuclide identification and/or quantitation is tentative.

TI - Nuclide identification is tentative.

R - Nuclide has exceeded 8 halflives.

G - Sample density differs by more than 15% of LCS density.

Abbreviations:

TPU - Total Propagated Uncertainty (see PAI SOP 743)

MDC - Minimum Detectable Concentration (see PAI SOP 709)

BDL - Below Detection Limit

Data Package ID: *GSS0408001-1*

Gamma Spectroscopy Results

PAI 713 Rev 8

Sample Results

Lab Name: Paragon Analytics
Work Order Number: 0408001
Client Name: New World Technologies
ClientProject ID: Ravenna GA00563

Field ID: RBS-12
Lab ID: 0408001-12

Library: FANP

Sample Matrix: SOIL
Prep SOP: PAI 739 Rev 8
Date Collected: 27-Jul-04
Date Prepared: 06-Aug-04
Date Analyzed: 10-Aug-04

Prep Batch: GS040806-1
QCBatchID: GS040806-1-1
Run ID: GS040806-1A
Count Time: 30 minutes
Report Basis: Dry Weight

Final Aliquot: 364 g
Prep Basis: Dry Weight
Moisture(%): NA
Result Units: pCi/g
File Name: 040234D05A

CASNO	Target Nuclide	Result +/- 2 s TPU	MDC	Lab Qualifier
14331-83-0	Ac-228	1.10 +/- 0.30	0.46	G
14391-76-5	Ag-110m	0.039 +/- 0.099	0.163	U,G
14682-66-7	Al-26	0.032 +/- 0.050	0.083	U,G
14596-10-2	Am-241	0.14 +/- 0.65	1.12	U,G
13966-02-4	Be-7	-0.33 +/- 0.69	1.30	U,G
14913-49-6	Bi-212	1.9 +/- 1.2	1.7	G,TI
14733-03-0	Bi-214	1.08 +/- 0.28	0.27	G,J
13982-30-4	Ce-139	-0.033 +/- 0.054	0.099	U,G
14762-78-8	Ce-144	-0.19 +/- 0.39	0.71	U,G
14093-03-9	Co-56	0.17 +/- 0.17	0.26	U,G
13981-50-5	Co-57	0.057 +/- 0.050	0.078	U,G
13981-38-9	Co-58	-0.052 +/- 0.088	0.172	U,G
10198-40-0	Co-60	-0.024 +/- 0.069	0.142	U,G
14392-02-0	Cr-51	-0.22 +/- 0.69	1.27	U,G
13967-70-9	Cs-134	-0.013 +/- 0.096	0.174	U,G

Comments:

Qualifiers/Flags:

U - Result is less than the sample specific MDC or less than the associated TPU

Y1 - Chemical Yield is in control at 100-110%. Quantitative Yield is assumed.

Y2 - Chemical Yield outside default limits.

LT - Result is less than Requested MDC, greater than sample specific MDC.

M3 - The requested MDC was not met, but the reported activity is greater than the reported MDC.

M - The requested MDC was not met.

SQ - Spectral quality prevents accurate quantitation.

SI - Nuclide identification and/or quantitation is tentative.

TI - Nuclide identification is tentative.

R - Nuclide has exceeded 8 halflives.

G - Sample density differs by more than 15% of LCS density.

Abbreviations:

TPU - Total Propagated Uncertainty (see PAI SOP 743)

MDC - Minimum Detectable Concentration (see PAI SOP 709)

BDL - Below Detection Limit

Data Package ID: *GSS0408001-1*

Gamma Spectroscopy Results

PAI 713 Rev 8

Sample Results

Lab Name: Paragon Analytics
Work Order Number: 0408001
Client Name: New World Technologies
ClientProject ID: Ravenna GA00563

Field ID: RBS-12
Lab ID: 0408001-12

Library: FANP

Sample Matrix: SOIL
Prep SOP: PAI 739 Rev 8
Date Collected: 27-Jul-04
Date Prepared: 06-Aug-04
Date Analyzed: 10-Aug-04

Prep Batch: GS040806-1
QCBatchID: GS040806-1-1
Run ID: GS040806-1A
Count Time: 30 minutes
Report Basis: Dry Weight

Final Aliquot: 364 g
Prep Basis: Dry Weight
Moisture(%): NA
Result Units: pCi/g
File Name: 040234D05A

CASNO	Target Nuclide	Result +/- 2 s TPU	MDC	Lab Qualifier
10045-97-3	Cs-137	0.40 +/- 0.12	0.12	G
14683-23-9	Eu-152	-0.19 +/- 0.41	0.82	U,G
15585-10-1	Eu-154	-0.17 +/- 0.47	0.90	U,G
14391-16-3	Eu-155	0.17 +/- 0.24	0.39	U,G
14596-12-4	Fe-59	0.13 +/- 0.17	0.28	U,G
10043-66-0	I-131	-0.04 +/- 0.22	0.40	U,G
13966-00-2	K-40	16.6 +/- 3.0	1.5	G
13966-31-9	Mn-54	-0.016 +/- 0.071	0.135	U,G
13966-32-0	Na-22	-0.005 +/- 0.091	0.170	U,G
14681-63-1	Nb-94	0.019 +/- 0.079	0.139	U,G
13967-76-5	Nb-95	-0.091 +/- 0.084	0.172	U,G
15100-28-4	Pa-234m	8 +/- 14	23	U,G
15092-94-1	Pb-212	1.24 +/- 0.25	0.22	G
15067-28-4	Pb-214	0.87 +/- 0.20	0.24	G,J
13967-48-1	Ru-106	0.22 +/- 0.66	1.15	U,G

Comments:

Qualifiers/Flags:

U - Result is less than the sample specific MDC or less than the associated TPU

Y1 - Chemical Yield is in control at 100-110%. Quantitative Yield is assumed.

Y2 - Chemical Yield outside default limits.

LT - Result is less than Requested MDC, greater than sample specific MDC.

M3 - The requested MDC was not met, but the reported activity is greater than the reported MDC.

M - The requested MDC was not met.

SQ - Spectral quality prevents accurate quantitation.

SI - Nuclide identification and/or quantitation is tentative.

TI - Nuclide identification is tentative.

R - Nuclide has exceeded 8 halflives.

G - Sample density differs by more than 15% of LCS density.

Abbreviations:

TPU - Total Propagated Uncertainty (see PAI SOP 743)

MDC - Minimum Detectable Concentration (see PAI SOP 709)

BDL - Below Detection Limit

Data Package ID: *GSS0408001-1*

Gamma Spectroscopy Results

PAI 713 Rev 8

Sample Results

Lab Name: Paragon Analytics
Work Order Number: 0408001
Client Name: New World Technologies
ClientProject ID: Ravenna GA00563

Field ID: RBS-12
Lab ID: 0408001-12

Library: FANP

Sample Matrix: SOIL
Prep SOP: PAI 739 Rev 8
Date Collected: 27-Jul-04
Date Prepared: 06-Aug-04
Date Analyzed: 10-Aug-04

Prep Batch: GS040806-1
QCBatchID: GS040806-1-1
Run ID: GS040806-1A
Count Time: 30 minutes
Report Basis: Dry Weight

Final Aliquot: 364 g
Prep Basis: Dry Weight
Moisture(%): NA
Result Units: pCi/g
File Name: 040234D05A

CASNO	Target Nuclide	Result +/- 2 s TPU	MDC	Lab Qualifier
14683-10-4	Sb-124	0.010 +/- 0.080	0.143	U,G
14234-35-6	Sb-125	0.07 +/- 0.17	0.32	U,G
13967-63-0	Sc-46	-0.012 +/- 0.078	0.148	U,G
15623-47-9	Th-227	-0.16 +/- 0.69	1.20	U,G
15065-10-8	Th-234	0.8 +/- 1.3	2.1	U,G
14913-50-9	Tl-208	0.33 +/- 0.12	0.14	G
15117-96-1	U-235	-0.23 +/- 0.41	0.75	U,G
13982-39-3	Zn-65	-0.33 +/- 0.20	0.42	U,G

Comments:

Qualifiers/Flags:

U - Result is less than the sample specific MDC or less than the associated TPU
Y1 - Chemical Yield is in control at 100-110%. Quantitative Yield is assumed.
Y2 - Chemical Yield outside default limits.
LT - Result is less than Requested MDC, greater than sample specific MDC.
M3 - The requested MDC was not met, but the reported activity is greater than the reported MDC.
M - The requested MDC was not met.
SQ - Spectral quality prevents accurate quantitation.
SI - Nuclide identification and/or quantitation is tentative.
TI - Nuclide identification is tentative.
R - Nuclide has exceeded 8 halflives.
G - Sample density differs by more than 15% of LCS density.

Abbreviations:

TPU - Total Propagated Uncertainty (see PAI SOP 743)
MDC - Minimum Detectable Concentration (see PAI SOP 709)
BDL - Below Detection Limit

Data Package ID: *GSS0408001-1*

Gamma Spectroscopy Results

PAI 713 Rev 8

Sample Results

Lab Name: Paragon Analytics
Work Order Number: 0408001
Client Name: New World Technologies
ClientProject ID: Ravenna GA00563

Field ID: RBS-13
Lab ID: 0408001-13

Library: FANP

Sample Matrix: SOIL
Prep SOP: PAI 739 Rev 8
Date Collected: 27-Jul-04
Date Prepared: 06-Aug-04
Date Analyzed: 10-Aug-04

Prep Batch: GS040806-1
QCBatchID: GS040806-1-1
Run ID: GS040806-1A
Count Time: 30 minutes
Report Basis: Dry Weight

Final Aliquot: 359 g
Prep Basis: Dry Weight
Moisture(%): NA
Result Units: pCi/g
File Name: 041367D08A

CASNO	Target Nuclide	Result +/- 2 s TPU	MDC	Lab Qualifier
14331-83-0	Ac-228	1.12 +/- 0.31	0.58	G
14391-76-5	Ag-110m	-0.056 +/- 0.094	0.187	U,G
14682-66-7	Al-26	-0.021 +/- 0.056	0.132	U,G
14596-10-2	Am-241	0.10 +/- 0.13	0.22	U,G
13966-02-4	Be-7	0.08 +/- 0.57	1.04	U,G
14913-49-6	Bi-212	1.9 +/- 1.3	1.8	G
14733-03-0	Bi-214	0.71 +/- 0.20	0.21	G,J
13982-30-4	Ce-139	0.020 +/- 0.048	0.081	U,G
14762-78-8	Ce-144	-0.18 +/- 0.27	0.51	U,G
14093-03-9	Co-56	0.01 +/- 0.19	0.35	U,G
13981-50-5	Co-57	-0.011 +/- 0.037	0.067	U,G
13981-38-9	Co-58	-0.037 +/- 0.066	0.137	U,G
10198-40-0	Co-60	0.061 +/- 0.071	0.111	U,G
14392-02-0	Cr-51	0.35 +/- 0.65	1.11	U,G
13967-70-9	Cs-134	-0.062 +/- 0.071	0.140	U,G

Comments:

Qualifiers/Flags:

U - Result is less than the sample specific MDC or less than the associated TPU

Y1 - Chemical Yield is in control at 100-110%. Quantitative Yield is assumed.

Y2 - Chemical Yield outside default limits.

LT - Result is less than Requested MDC, greater than sample specific MDC.

M3 - The requested MDC was not met, but the reported activity is greater than the reported MDC.

M - The requested MDC was not met.

SQ - Spectral quality prevents accurate quantitation.

SI - Nuclide identification and/or quantitation is tentative.

TI - Nuclide identification is tentative.

R - Nuclide has exceeded 8 halflives.

G - Sample density differs by more than 15% of LCS density.

Abbreviations:

TPU - Total Propagated Uncertainty (see PAI SOP 743)

MDC - Minimum Detectable Concentration (see PAI SOP 709)

BDL - Below Detection Limit

Data Package ID: *GSS0408001-1*

Gamma Spectroscopy Results

PAI 713 Rev 8

Sample Results

Lab Name: Paragon Analytics
Work Order Number: 0408001
Client Name: New World Technologies
ClientProject ID: Ravenna GA00563

Field ID: RBS-13
Lab ID: 0408001-13

Library: FANP

Sample Matrix: SOIL
Prep SOP: PAI 739 Rev 8
Date Collected: 27-Jul-04
Date Prepared: 06-Aug-04
Date Analyzed: 10-Aug-04

Prep Batch: GS040806-1
QCBatchID: GS040806-1-1
Run ID: GS040806-1A
Count Time: 30 minutes
Report Basis: Dry Weight

Final Aliquot: 359 g
Prep Basis: Dry Weight
Moisture(%): NA
Result Units: pCi/g
File Name: 041367D08A

CASNO	Target Nuclide	Result +/- 2 s TPU	MDC	Lab Qualifier
10045-97-3	Cs-137	0.33 +/- 0.11	0.13	G
14683-23-9	Eu-152	-0.05 +/- 0.35	0.70	U,G
15585-10-1	Eu-154	-0.34 +/- 0.32	0.74	U,G
14391-16-3	Eu-155	0.08 +/- 0.16	0.27	U,G
14596-12-4	Fe-59	-0.15 +/- 0.15	0.33	U,G
10043-66-0	I-131	0.05 +/- 0.17	0.29	U,G
13966-00-2	K-40	19.7 +/- 3.5	1.2	G
13966-31-9	Mn-54	0.006 +/- 0.066	0.122	U,G
13966-32-0	Na-22	0.05 +/- 0.10	0.17	U,G
14681-63-1	Nb-94	-0.005 +/- 0.069	0.128	U,G
13967-76-5	Nb-95	0.066 +/- 0.081	0.132	U,G
15100-28-4	Pa-234m	6 +/- 11	18	U,G
15092-94-1	Pb-212	1.19 +/- 0.24	0.22	G
15067-28-4	Pb-214	0.95 +/- 0.21	0.23	G,J
13967-48-1	Ru-106	0.16 +/- 0.66	1.17	U,G

Comments:

Qualifiers/Flags:

U - Result is less than the sample specific MDC or less than the associated TPU

Y1 - Chemical Yield is in control at 100-110%. Quantitative Yield is assumed.

Y2 - Chemical Yield outside default limits.

LT - Result is less than Requested MDC, greater than sample specific MDC.

M3 - The requested MDC was not met, but the reported activity is greater than the reported MDC.

M - The requested MDC was not met.

SQ - Spectral quality prevents accurate quantitation.

SI - Nuclide identification and/or quantitation is tentative.

TI - Nuclide identification is tentative.

R - Nuclide has exceeded 8 halflives.

G - Sample density differs by more than 15% of LCS density.

Abbreviations:

TPU - Total Propagated Uncertainty (see PAI SOP 743)

MDC - Minimum Detectable Concentration (see PAI SOP 709)

BDL - Below Detection Limit

Data Package ID: *GSS0408001-1*

Gamma Spectroscopy Results

PAI 713 Rev 8

Sample Results

Lab Name: Paragon Analytics
Work Order Number: 0408001
Client Name: New World Technologies
ClientProject ID: Ravenna GA00563

Field ID: RBS-13
Lab ID: 0408001-13

Library: FANP

Sample Matrix: SOIL
Prep SOP: PAI 739 Rev 8
Date Collected: 27-Jul-04
Date Prepared: 06-Aug-04
Date Analyzed: 10-Aug-04

Prep Batch: GS040806-1
QCBatchID: GS040806-1-1
Run ID: GS040806-1A
Count Time: 30 minutes
Report Basis: Dry Weight

Final Aliquot: 359 g
Prep Basis: Dry Weight
Moisture(%): NA
Result Units: pCi/g
File Name: 041367D08A

CASNO	Target Nuclide	Result +/- 2 s TPU	MDC	Lab Qualifier
14683-10-4	Sb-124	0.059 +/- 0.078	0.127	U,G
14234-35-6	Sb-125	0.18 +/- 0.16	0.29	U,G
13967-63-0	Sc-46	0.051 +/- 0.078	0.131	U,G
15623-47-9	Th-227	0.25 +/- 0.32	0.53	U,G
15065-10-8	Th-234	1.47 +/- 0.83	1.25	G,TI
14913-50-9	Tl-208	0.27 +/- 0.11	0.13	G
15117-96-1	U-235	0.17 +/- 0.31	0.53	U,G
13982-39-3	Zn-65	0.01 +/- 0.17	0.31	U,G

Comments:

Qualifiers/Flags:

U - Result is less than the sample specific MDC or less than the associated TPU

Y1 - Chemical Yield is in control at 100-110%. Quantitative Yield is assumed.

Y2 - Chemical Yield outside default limits.

LT - Result is less than Requested MDC, greater than sample specific MDC.

M3 - The requested MDC was not met, but the reported activity is greater than the reported MDC.

M - The requested MDC was not met.

SQ - Spectral quality prevents accurate quantitation.

SI - Nuclide identification and/or quantitation is tentative.

TI - Nuclide identification is tentative.

R - Nuclide has exceeded 8 halflives.

G - Sample density differs by more than 15% of LCS density.

Abbreviations:

TPU - Total Propagated Uncertainty (see PAI SOP 743)

MDC - Minimum Detectable Concentration (see PAI SOP 709)

BDL - Below Detection Limit

Data Package ID: *GSS0408001-1*

Gamma Spectroscopy Results

PAI 713 Rev 8

Sample Results

Lab Name: Paragon Analytics
Work Order Number: 0408001
Client Name: New World Technologies
ClientProject ID: Ravenna GA00563

Field ID: RBS-14
Lab ID: 0408001-14

Library: FANP

Sample Matrix: SOIL
Prep SOP: PAI 739 Rev 8
Date Collected: 27-Jul-04
Date Prepared: 06-Aug-04
Date Analyzed: 11-Aug-04

Prep Batch: GS040806-1
QCBatchID: GS040806-1-1
Run ID: GS040806-1A
Count Time: 30 minutes
Report Basis: Dry Weight

Final Aliquot: 371 g
Prep Basis: Dry Weight
Moisture(%): NA
Result Units: pCi/g
File Name: 040237D05A

CASNO	Target Nuclide	Result +/- 2 s TPU	MDC	Lab Qualifier
14331-83-0	Ac-228	0.97 +/- 0.28	0.40	LT,G
14391-76-5	Ag-110m	-0.07 +/- 0.10	0.20	U,G
14682-66-7	Al-26	0.014 +/- 0.064	0.124	U,G
14596-10-2	Am-241	0.10 +/- 0.65	1.13	U,G
13966-02-4	Be-7	0.37 +/- 0.70	1.19	U,G
14913-49-6	Bi-212	2.2 +/- 1.2	1.7	G,TI
14733-03-0	Bi-214	0.82 +/- 0.23	0.26	G,J
13982-30-4	Ce-139	-0.002 +/- 0.056	0.099	U,G
14762-78-8	Ce-144	0.06 +/- 0.37	0.65	U,G
14093-03-9	Co-56	-0.04 +/- 0.16	0.31	U,G
13981-50-5	Co-57	0.042 +/- 0.051	0.083	U,G
13981-38-9	Co-58	0.002 +/- 0.073	0.136	U,G
10198-40-0	Co-60	0.004 +/- 0.077	0.146	U,G
14392-02-0	Cr-51	-0.15 +/- 0.64	1.19	U,G
13967-70-9	Cs-134	0.004 +/- 0.074	0.132	U,G

Comments:

Qualifiers/Flags:

U - Result is less than the sample specific MDC or less than the associated TPU

Y1 - Chemical Yield is in control at 100-110%. Quantitative Yield is assumed.

Y2 - Chemical Yield outside default limits.

LT - Result is less than Requested MDC, greater than sample specific MDC.

M3 - The requested MDC was not met, but the reported activity is greater than the reported MDC.

M - The requested MDC was not met.

SQ - Spectral quality prevents accurate quantitation.

SI - Nuclide identification and/or quantitation is tentative.

TI - Nuclide identification is tentative.

R - Nuclide has exceeded 8 halflives.

G - Sample density differs by more than 15% of LCS density.

Abbreviations:

TPU - Total Propagated Uncertainty (see PAI SOP 743)

MDC - Minimum Detectable Concentration (see PAI SOP 709)

BDL - Below Detection Limit

Data Package ID: *GSS0408001-1*

Gamma Spectroscopy Results

PAI 713 Rev 8

Sample Results

Lab Name: Paragon Analytics
Work Order Number: 0408001
Client Name: New World Technologies
ClientProject ID: Ravenna GA00563

Field ID: RBS-14
Lab ID: 0408001-14

Library: FANP

Sample Matrix: SOIL
Prep SOP: PAI 739 Rev 8
Date Collected: 27-Jul-04
Date Prepared: 06-Aug-04
Date Analyzed: 11-Aug-04

Prep Batch: GS040806-1
QCBatchID: GS040806-1-1
Run ID: GS040806-1A
Count Time: 30 minutes
Report Basis: Dry Weight

Final Aliquot: 371 g
Prep Basis: Dry Weight
Moisture(%): NA
Result Units: pCi/g
File Name: 040237D05A

CASNO	Target Nuclide	Result +/- 2 s TPU	MDC	Lab Qualifier
10045-97-3	Cs-137	0.37 +/- 0.11	0.10	G
14683-23-9	Eu-152	0.34 +/- 0.28	0.38	U,G
15585-10-1	Eu-154	0.23 +/- 0.42	0.72	U,G
14391-16-3	Eu-155	0.23 +/- 0.23	0.37	U,G
14596-12-4	Fe-59	-0.02 +/- 0.17	0.33	U,G
10043-66-0	I-131	0 +/- 0.21	0.38	U,G
13966-00-2	K-40	18.2 +/- 3.2	1.4	G
13966-31-9	Mn-54	-0.039 +/- 0.072	0.141	U,G
13966-32-0	Na-22	0.011 +/- 0.089	0.162	U,G
14681-63-1	Nb-94	0.005 +/- 0.070	0.126	U,G
13967-76-5	Nb-95	-0.001 +/- 0.096	0.173	U,G
15100-28-4	Pa-234m	11 +/- 13	21	U,G
15092-94-1	Pb-212	1.26 +/- 0.24	0.18	G
15067-28-4	Pb-214	0.80 +/- 0.20	0.27	G,J
13967-48-1	Ru-106	-0.26 +/- 0.68	1.29	U,G

Comments:

Qualifiers/Flags:

U - Result is less than the sample specific MDC or less than the associated TPU

Y1 - Chemical Yield is in control at 100-110%. Quantitative Yield is assumed.

Y2 - Chemical Yield outside default limits.

LT - Result is less than Requested MDC, greater than sample specific MDC.

M3 - The requested MDC was not met, but the reported activity is greater than the reported MDC.

M - The requested MDC was not met.

SQ - Spectral quality prevents accurate quantitation.

SI - Nuclide identification and/or quantitation is tentative.

TI - Nuclide identification is tentative.

R - Nuclide has exceeded 8 halflives.

G - Sample density differs by more than 15% of LCS density.

Abbreviations:

TPU - Total Propagated Uncertainty (see PAI SOP 743)

MDC - Minimum Detectable Concentration (see PAI SOP 709)

BDL - Below Detection Limit

Data Package ID: *GSS0408001-1*

Gamma Spectroscopy Results

PAI 713 Rev 8

Sample Results

Lab Name: Paragon Analytics
Work Order Number: 0408001
Client Name: New World Technologies
ClientProject ID: Ravenna GA00563

Field ID: RBS-14
Lab ID: 0408001-14

Library: FANP

Sample Matrix: SOIL
Prep SOP: PAI 739 Rev 8
Date Collected: 27-Jul-04
Date Prepared: 06-Aug-04
Date Analyzed: 11-Aug-04

Prep Batch: GS040806-1
QCBatchID: GS040806-1-1
Run ID: GS040806-1A
Count Time: 30 minutes
Report Basis: Dry Weight

Final Aliquot: 371 g
Prep Basis: Dry Weight
Moisture(%): NA
Result Units: pCi/g
File Name: 040237D05A

CASNO	Target Nuclide	Result +/- 2 s TPU	MDC	Lab Qualifier
14683-10-4	Sb-124	0.010 +/- 0.082	0.146	U,G
14234-35-6	Sb-125	0.05 +/- 0.17	0.30	U,G
13967-63-0	Sc-46	-0.018 +/- 0.080	0.152	U,G
15623-47-9	Th-227	-0.25 +/- 0.64	1.14	U,G
15065-10-8	Th-234	-0.7 +/- 1.3	2.4	U,G
14913-50-9	Tl-208	0.44 +/- 0.13	0.14	G
15117-96-1	U-235	-0.02 +/- 0.37	0.65	U,G
13982-39-3	Zn-65	0.06 +/- 0.16	0.28	U,G

Comments:

Qualifiers/Flags:

U - Result is less than the sample specific MDC or less than the associated TPU

Y1 - Chemical Yield is in control at 100-110%. Quantitative Yield is assumed.

Y2 - Chemical Yield outside default limits.

LT - Result is less than Requested MDC, greater than sample specific MDC.

M3 - The requested MDC was not met, but the reported activity is greater than the reported MDC.

M - The requested MDC was not met.

SQ - Spectral quality prevents accurate quantitation.

SI - Nuclide identification and/or quantitation is tentative.

TI - Nuclide identification is tentative.

R - Nuclide has exceeded 8 halflives.

G - Sample density differs by more than 15% of LCS density.

Abbreviations:

TPU - Total Propagated Uncertainty (see PAI SOP 743)

MDC - Minimum Detectable Concentration (see PAI SOP 709)

BDL - Below Detection Limit

Data Package ID: *GSS0408001-1*

Gamma Spectroscopy Results

PAI 713 Rev 8

Sample Results

Lab Name: Paragon Analytics
Work Order Number: 0408001
Client Name: New World Technologies
ClientProject ID: Ravenna GA00563

Field ID: RBS-15
Lab ID: 0408001-15

Library: FANP

Sample Matrix: SOIL
Prep SOP: PAI 739 Rev 8
Date Collected: 27-Jul-04
Date Prepared: 06-Aug-04
Date Analyzed: 11-Aug-04

Prep Batch: GS040806-1
QCBatchID: GS040806-1-1
Run ID: GS040806-1A
Count Time: 30 minutes
Report Basis: Dry Weight

Final Aliquot: 366 g
Prep Basis: Dry Weight
Moisture(%): NA
Result Units: pCi/g
File Name: 041371D08A

CASNO	Target Nuclide	Result +/- 2 s TPU	MDC	Lab Qualifier
14331-83-0	Ac-228	1.11 +/- 0.31	0.49	G
14391-76-5	Ag-110m	0.12 +/- 0.11	0.14	U,G
14682-66-7	Al-26	0.047 +/- 0.057	0.086	U,G
14596-10-2	Am-241	-0.11 +/- 0.14	0.25	U,G
13966-02-4	Be-7	0.32 +/- 0.63	1.06	U,G
14913-49-6	Bi-212	1.3 +/- 1.1	1.6	U,G
14733-03-0	Bi-214	0.69 +/- 0.23	0.26	G,J
13982-30-4	Ce-139	-0.020 +/- 0.047	0.086	U,G
14762-78-8	Ce-144	-0.11 +/- 0.28	0.52	U,G
14093-03-9	Co-56	0.13 +/- 0.18	0.30	U,G
13981-50-5	Co-57	-0.005 +/- 0.035	0.063	U,G
13981-38-9	Co-58	-0.062 +/- 0.070	0.149	U,G
10198-40-0	Co-60	0.043 +/- 0.073	0.126	U,G
14392-02-0	Cr-51	-0.14 +/- 0.68	1.24	U,G
13967-70-9	Cs-134	-0.032 +/- 0.066	0.127	U,G

Comments:

Qualifiers/Flags:

U - Result is less than the sample specific MDC or less than the associated TPU

Y1 - Chemical Yield is in control at 100-110%. Quantitative Yield is assumed.

Y2 - Chemical Yield outside default limits.

LT - Result is less than Requested MDC, greater than sample specific MDC.

M3 - The requested MDC was not met, but the reported activity is greater than the reported MDC.

M - The requested MDC was not met.

SQ - Spectral quality prevents accurate quantitation.

SI - Nuclide identification and/or quantitation is tentative.

TI - Nuclide identification is tentative.

R - Nuclide has exceeded 8 halflives.

G - Sample density differs by more than 15% of LCS density.

Abbreviations:

TPU - Total Propagated Uncertainty (see PAI SOP 743)

MDC - Minimum Detectable Concentration (see PAI SOP 709)

BDL - Below Detection Limit

Data Package ID: *GSS0408001-1*

Gamma Spectroscopy Results

PAI 713 Rev 8

Sample Results

Lab Name: Paragon Analytics
Work Order Number: 0408001
Client Name: New World Technologies
ClientProject ID: Ravenna GA00563

Field ID: RBS-15
Lab ID: 0408001-15

Library: FANP

Sample Matrix: SOIL
Prep SOP: PAI 739 Rev 8
Date Collected: 27-Jul-04
Date Prepared: 06-Aug-04
Date Analyzed: 11-Aug-04

Prep Batch: GS040806-1
QCBatchID: GS040806-1-1
Run ID: GS040806-1A
Count Time: 30 minutes
Report Basis: Dry Weight

Final Aliquot: 366 g
Prep Basis: Dry Weight
Moisture(%): NA
Result Units: pCi/g
File Name: 041371D08A

CASNO	Target Nuclide	Result +/- 2 s TPU	MDC	Lab Qualifier
10045-97-3	Cs-137	0.28 +/- 0.11	0.12	G
14683-23-9	Eu-152	0.06 +/- 0.39	0.73	U,G
15585-10-1	Eu-154	-0.05 +/- 0.40	0.76	U,G
14391-16-3	Eu-155	0.07 +/- 0.15	0.26	U,G
14596-12-4	Fe-59	-0.09 +/- 0.18	0.36	U,G
10043-66-0	I-131	-0.13 +/- 0.18	0.36	U,G
13966-00-2	K-40	16.2 +/- 3.0	1.0	G
13966-31-9	Mn-54	0.006 +/- 0.063	0.117	U,G
13966-32-0	Na-22	-0.025 +/- 0.086	0.169	U,G
14681-63-1	Nb-94	0.039 +/- 0.073	0.124	U,G
13967-76-5	Nb-95	-0.042 +/- 0.082	0.161	U,G
15100-28-4	Pa-234m	11 +/- 12	19	U,G
15092-94-1	Pb-212	1.01 +/- 0.22	0.20	G
15067-28-4	Pb-214	0.88 +/- 0.19	0.19	G,J
13967-48-1	Ru-106	0.10 +/- 0.54	0.98	U,G

Comments:

Qualifiers/Flags:

U - Result is less than the sample specific MDC or less than the associated TPU

Y1 - Chemical Yield is in control at 100-110%. Quantitative Yield is assumed.

Y2 - Chemical Yield outside default limits.

LT - Result is less than Requested MDC, greater than sample specific MDC.

M3 - The requested MDC was not met, but the reported activity is greater than the reported MDC.

M - The requested MDC was not met.

SQ - Spectral quality prevents accurate quantitation.

SI - Nuclide identification and/or quantitation is tentative.

TI - Nuclide identification is tentative.

R - Nuclide has exceeded 8 halflives.

G - Sample density differs by more than 15% of LCS density.

Abbreviations:

TPU - Total Propagated Uncertainty (see PAI SOP 743)

MDC - Minimum Detectable Concentration (see PAI SOP 709)

BDL - Below Detection Limit

Data Package ID: *GSS0408001-1*

Gamma Spectroscopy Results

PAI 713 Rev 8

Sample Results

Lab Name: Paragon Analytics
Work Order Number: 0408001
Client Name: New World Technologies
ClientProject ID: Ravenna GA00563

Field ID: RBS-15
Lab ID: 0408001-15

Library: FANP

Sample Matrix: SOIL
Prep SOP: PAI 739 Rev 8
Date Collected: 27-Jul-04
Date Prepared: 06-Aug-04
Date Analyzed: 11-Aug-04

Prep Batch: GS040806-1
QCBatchID: GS040806-1-1
Run ID: GS040806-1A
Count Time: 30 minutes
Report Basis: Dry Weight

Final Aliquot: 366 g
Prep Basis: Dry Weight
Moisture(%): NA
Result Units: pCi/g
File Name: 041371D08A

CASNO	Target Nuclide	Result +/- 2 s TPU	MDC	Lab Qualifier
14683-10-4	Sb-124	0.060 +/- 0.075	0.123	U,G
14234-35-6	Sb-125	-0.06 +/- 0.16	0.30	U,G
13967-63-0	Sc-46	0.001 +/- 0.059	0.115	U,G
15623-47-9	Th-227	0 +/- 0.34	0.60	U,G
15065-10-8	Th-234	1.2 +/- 1.0	1.6	U,G
14913-50-9	Tl-208	0.40 +/- 0.12	0.11	G
15117-96-1	U-235	0.19 +/- 0.30	0.51	U,G
13982-39-3	Zn-65	-0.21 +/- 0.18	0.39	U,G

Comments:

Qualifiers/Flags:

U - Result is less than the sample specific MDC or less than the associated TPU

Y1 - Chemical Yield is in control at 100-110%. Quantitative Yield is assumed.

Y2 - Chemical Yield outside default limits.

LT - Result is less than Requested MDC, greater than sample specific MDC.

M3 - The requested MDC was not met, but the reported activity is greater than the reported MDC.

M - The requested MDC was not met.

SQ - Spectral quality prevents accurate quantitation.

SI - Nuclide identification and/or quantitation is tentative.

TI - Nuclide identification is tentative.

R - Nuclide has exceeded 8 halflives.

G - Sample density differs by more than 15% of LCS density.

Abbreviations:

TPU - Total Propagated Uncertainty (see PAI SOP 743)

MDC - Minimum Detectable Concentration (see PAI SOP 709)

BDL - Below Detection Limit

Data Package ID: *GSS0408001-1*

Gamma Spectroscopy Results

PAI 713 Rev 8

Sample Results

Lab Name: Paragon Analytics
Work Order Number: 0408001
Client Name: New World Technologies
ClientProject ID: Ravenna GA00563

Field ID: RBS-16
Lab ID: 0408001-16

Library: FANP

Sample Matrix: SOIL
Prep SOP: PAI 739 Rev 8
Date Collected: 27-Jul-04
Date Prepared: 06-Aug-04
Date Analyzed: 11-Aug-04

Prep Batch: GS040806-1
QCBatchID: GS040806-1-1
Run ID: GS040806-1A
Count Time: 30 minutes
Report Basis: Dry Weight

Final Aliquot: 364 g
Prep Basis: Dry Weight
Moisture(%): NA
Result Units: pCi/g
File Name: 041372D08A

CASNO	Target Nuclide	Result +/- 2 s TPU	MDC	Lab Qualifier
14331-83-0	Ac-228	1.19 +/- 0.37	0.54	G
14391-76-5	Ag-110m	-0.050 +/- 0.097	0.188	U,G
14682-66-7	Al-26	0.014 +/- 0.056	0.111	U,G
14596-10-2	Am-241	0.01 +/- 0.12	0.21	U,G
13966-02-4	Be-7	-0.57 +/- 0.61	1.23	U,G
14913-49-6	Bi-212	2.0 +/- 1.2	1.7	G,TI
14733-03-0	Bi-214	0.90 +/- 0.24	0.22	G,J
13982-30-4	Ce-139	-0.040 +/- 0.050	0.094	U,G
14762-78-8	Ce-144	0.10 +/- 0.28	0.47	U,G
14093-03-9	Co-56	0.03 +/- 0.17	0.30	U,G
13981-50-5	Co-57	0.018 +/- 0.036	0.060	U,G
13981-38-9	Co-58	-0.012 +/- 0.079	0.150	U,G
10198-40-0	Co-60	0.017 +/- 0.080	0.147	U,G
14392-02-0	Cr-51	0.08 +/- 0.66	1.18	U,G
13967-70-9	Cs-134	0.020 +/- 0.064	0.112	U,G

Comments:

Qualifiers/Flags:

U - Result is less than the sample specific MDC or less than the associated TPU

Y1 - Chemical Yield is in control at 100-110%. Quantitative Yield is assumed.

Y2 - Chemical Yield outside default limits.

LT - Result is less than Requested MDC, greater than sample specific MDC.

M3 - The requested MDC was not met, but the reported activity is greater than the reported MDC.

M - The requested MDC was not met.

SQ - Spectral quality prevents accurate quantitation.

SI - Nuclide identification and/or quantitation is tentative.

TI - Nuclide identification is tentative.

R - Nuclide has exceeded 8 halflives.

G - Sample density differs by more than 15% of LCS density.

Abbreviations:

TPU - Total Propagated Uncertainty (see PAI SOP 743)

MDC - Minimum Detectable Concentration (see PAI SOP 709)

BDL - Below Detection Limit

Data Package ID: *GSS0408001-1*

Gamma Spectroscopy Results

PAI 713 Rev 8

Sample Results

Lab Name: Paragon Analytics
Work Order Number: 0408001
Client Name: New World Technologies
ClientProject ID: Ravenna GA00563

Field ID: RBS-16
Lab ID: 0408001-16

Library: FANP

Sample Matrix: SOIL
Prep SOP: PAI 739 Rev 8
Date Collected: 27-Jul-04
Date Prepared: 06-Aug-04
Date Analyzed: 11-Aug-04

Prep Batch: GS040806-1
QCBatchID: GS040806-1-1
Run ID: GS040806-1A
Count Time: 30 minutes
Report Basis: Dry Weight

Final Aliquot: 364 g
Prep Basis: Dry Weight
Moisture(%): NA
Result Units: pCi/g
File Name: 041372D08A

CASNO	Target Nuclide	Result +/- 2 s TPU	MDC	Lab Qualifier
10045-97-3	Cs-137	0.22 +/- 0.11	0.14	G
14683-23-9	Eu-152	0.31 +/- 0.40	0.66	U,G
15585-10-1	Eu-154	0.08 +/- 0.39	0.71	U,G
14391-16-3	Eu-155	0.17 +/- 0.15	0.23	U,G
14596-12-4	Fe-59	-0.15 +/- 0.20	0.40	U,G
10043-66-0	I-131	-0.17 +/- 0.19	0.37	U,G
13966-00-2	K-40	18.2 +/- 3.3	1.4	G
13966-31-9	Mn-54	-0.011 +/- 0.068	0.130	U,G
13966-32-0	Na-22	0.015 +/- 0.087	0.160	U,G
14681-63-1	Nb-94	0.015 +/- 0.077	0.137	U,G
13967-76-5	Nb-95	0.012 +/- 0.072	0.132	U,G
15100-28-4	Pa-234m	7 +/- 13	23	U,G
15092-94-1	Pb-212	0.96 +/- 0.21	0.20	G
15067-28-4	Pb-214	0.91 +/- 0.21	0.23	G,J
13967-48-1	Ru-106	0.36 +/- 0.62	1.05	U,G

Comments:

Qualifiers/Flags:

U - Result is less than the sample specific MDC or less than the associated TPU

Y1 - Chemical Yield is in control at 100-110%. Quantitative Yield is assumed.

Y2 - Chemical Yield outside default limits.

LT - Result is less than Requested MDC, greater than sample specific MDC.

M3 - The requested MDC was not met, but the reported activity is greater than the reported MDC.

M - The requested MDC was not met.

SQ - Spectral quality prevents accurate quantitation.

SI - Nuclide identification and/or quantitation is tentative.

TI - Nuclide identification is tentative.

R - Nuclide has exceeded 8 halflives.

G - Sample density differs by more than 15% of LCS density.

Abbreviations:

TPU - Total Propegated Uncertainty (see PAI SOP 743)

MDC - Minimum Detectable Concentration (see PAI SOP 709)

BDL - Below Detection Limit

Data Package ID: *GSS0408001-1*

Gamma Spectroscopy Results

PAI 713 Rev 8

Sample Results

Lab Name: Paragon Analytics
Work Order Number: 0408001
Client Name: New World Technologies
ClientProject ID: Ravenna GA00563

Field ID: RBS-16
Lab ID: 0408001-16

Library: FANP

Sample Matrix: SOIL
Prep SOP: PAI 739 Rev 8
Date Collected: 27-Jul-04
Date Prepared: 06-Aug-04
Date Analyzed: 11-Aug-04

Prep Batch: GS040806-1
QCBatchID: GS040806-1-1
Run ID: GS040806-1A
Count Time: 30 minutes
Report Basis: Dry Weight

Final Aliquot: 364 g
Prep Basis: Dry Weight
Moisture(%): NA
Result Units: pCi/g
File Name: 041372D08A

CASNO	Target Nuclide	Result +/- 2 s TPU	MDC	Lab Qualifier
14683-10-4	Sb-124	0.012 +/- 0.074	0.133	U,G
14234-35-6	Sb-125	0.01 +/- 0.18	0.32	U,G
13967-63-0	Sc-46	-0.010 +/- 0.078	0.148	U,G
15623-47-9	Th-227	-0.17 +/- 0.34	0.63	U,G
15065-10-8	Th-234	1.75 +/- 0.77	1.35	G
14913-50-9	Tl-208	0.36 +/- 0.12	0.13	G
15117-96-1	U-235	-0.16 +/- 0.31	0.57	U,G
13982-39-3	Zn-65	-0.16 +/- 0.20	0.40	U,G

Comments:

Qualifiers/Flags:

U - Result is less than the sample specific MDC or less than the associated TPU

Y1 - Chemical Yield is in control at 100-110%. Quantitative Yield is assumed.

Y2 - Chemical Yield outside default limits.

LT - Result is less than Requested MDC, greater than sample specific MDC.

M3 - The requested MDC was not met, but the reported activity is greater than the reported MDC.

M - The requested MDC was not met.

SQ - Spectral quality prevents accurate quantitation.

SI - Nuclide identification and/or quantitation is tentative.

TI - Nuclide identification is tentative.

R - Nuclide has exceeded 8 halflives.

G - Sample density differs by more than 15% of LCS density.

Abbreviations:

TPU - Total Propagated Uncertainty (see PAI SOP 743)

MDC - Minimum Detectable Concentration (see PAI SOP 709)

BDL - Below Detection Limit

Data Package ID: *GSS0408001-1*

PARAGON ANALYTICS
225 Commerce Drive ◆ Fort Collins, CO 80524 ◆ (800) 443-1511 ◆ (970) 490-1511 ◆ FAX (970) 490-1522

August 31, 2004

Mr. Dan Spicuzza
New World Technology
322 Albert Street
Turtle Creek, PA 15145

Re: Paragon Workorder: 04-08-002
Client Project Name: Ravenna
Client Project Number: GA00563

Dear Mr. Spicuzza:

Sixteen soil samples were received from New World Technology on August 2, 2004. The samples were scheduled for Gamma Spectroscopy (pages 1-280) analysis. The results for this analysis are contained in the enclosed reports.

Thank you for your confidence in Paragon Analytics. Should you have any questions, please call.

Sincerely,

Paragon Analytics
Lance Steere
Senior Project Manager

LRS/ja
Enclosure: Report

Paragon Analytics

Sample Number(s) Cross-Reference Table

Paragon OrderNum: 0408002
Client Name: New World Technologies
Client Project Name: Ravenna
Client Project Number: GA00563
Client PO Number: 40149

Client Sample	Lab Sample Number	COC Number	Matrix	Date Collected	Time Collected
RBS-17	0408002-1		SOIL	27-Jul-04	10:20
RBS-18	0408002-2		SOIL	27-Jul-04	10:22
RBS-19	0408002-3		SOIL	27-Jul-04	10:25
RBS-20	0408002-4		SOIL	27-Jul-04	10:27
RBS-21	0408002-5		SOIL	27-Jul-04	10:30
RBS-22	0408002-6		SOIL	27-Jul-04	10:32
RBS-23	0408002-7		SOIL	27-Jul-04	10:35
RBS-24	0408002-8		SOIL	27-Jul-04	10:38
RBS-25	0408002-9		SOIL	27-Jul-04	10:40
RBS-26	0408002-10		SOIL	27-Jul-04	10:42
RBG-1	0408002-11		SOIL	27-Jul-04	11:10
RBG-2	0408002-12		SOIL	27-Jul-04	11:20
RBG-3	0408002-13		SOIL	27-Jul-04	11:30
RBG-4	0408002-14		SOIL	27-Jul-04	11:35
RBG-5	0408002-15		SOIL	27-Jul-04	11:45
RBG-6	0408002-16		SOIL	27-Jul-04	11:50

Paragon Analytics
A Division of DataChem Laboratories, Inc.

225 Commerce Drive Fort Collins, CO 80524
800-443-1511 or (970) 490-1511 (970) 490-1522 Fax

0408002

Accession Number (LAB ID) _____

Chain-of-Custody Date 7-27-04 Page 2 of 3

Originator: Retain pink copy

Project Name / No.: Bunnuk Sampler(s): Smalley Turnaround (circle one): Standard or Rush (Due 8-14-04) (Dispose: Date 8-30-04) or Return to Client

Report To: Dan Spicer
Phone: (412) 824-7553
Fax: (412) 824-8156
E-mail:
Company: New World Technology
Address: 384 Albert St.
Turtle Creek, PA 15145

Circle method (right); provide additional information as needed (comments).

Sample ID	Date	Time *	Lab ID	Matrix	Preservative (indicate type)	No. of Containers	VOCs SW8260B E624 E524.2	BTEX (only) SW8021B	SVOCs SW8270C E625	OC Pesticides SW8081A E608	PCBs SW8082 E608	Herbicides SW8151A	Explosives SW8330	TCLP Organics SW1311 SW8260B 8270C 8081A 8151A	TCLP Metals SW1311 SW6010B SW7471	Total Metals by ICP SW6010B 7470 7471 E200 ILMO___	Dissolved Metals by ICP SW6010B 7470 E200 ILMO___	Total Metals by ICP/MS SW6020 E200.8 ILMO___	Dissolved Metals by ICP/MS SW6020 E200.8 ILMO___	Hexavalent Chromium SW7196A Alkaline Digest? Y / N	Inorganic Anions SW9056 E300.0 (specify in comments)	Solids: Total E160.3 TDS E160.1 TSS E160.2	pH SW9040B SW9045C	TPH GRO DRO SW8015B (both)	Gross Alpha / Beta SW9310 E900.0	Actinides by Paragon SOP Pu / U / Am / Th / Cm / ___	Tritium E906.0	Total Alpha-Emitting Radium SW9315 E903.0	Radium 226 SW9320 E903.1	Radium 228 SW9320 E904.0	Strontium 90 D5811-00	Gamma Isotopes E901.1
RBS-12	7-27-04	1007	12	S	NN	1																									X
RBS-13		1010	13	S		1																									X
RBS-14		1012	14	S		1																									X
RBS-15		1015	15	S		1																									X
RBS-16		1018	16	S		1																									X
RBS-17		1020	1	S		1																									X
RBS-18		1022	2	S		1																									X
RBS-19		1025	3	S		1																									X
RBS-20		1027	4	S		1																									X
RBS-21		1030	5	S		1																									X
RBS-22		1035	6	S		1																									X

0408001

0408002

* Time Zone: EST CST MST PST Matrix Key: O = oil, S = soil, NS = non-soil solid, W = water, L = liquid, E = extract, F = filter

Comments: S - Soil

Relinquished By: (1)	Relinquished By: (2)
Signature [signature]	Signature
Printed Name [signature]	Printed Name
Date 7-30-04 Time 0800	Date Time
Company NWT	Company

Received By: (1)	Received By: (2)
Signature [signature]	Signature
Printed Name JULIN CHOKAIR	Printed Name
Date 8/2/04 Time 0945	Date Time
Company PARAGON	Company

Form 202r5.xls (4/6/04)

0 408001

Paragon Analytics
A Division of DataChem Laboratories, Inc.

225 Commerce Drive Fort Collins, CO 80524
800-443-1511 or (970) 490-1511 (970) 490-1522 Fax

Accession Number (LAB ID) _____

Chain-of-Custody Date 7-27-04 Page 3 of 3

Originator: Retain pink copy

Project Name / No.: Bowers 6408563 Sampler(s): Bradley Spiewak Turnaround (circle one): Standard or Rush (Due 8-11-04) Dispose: Date 9-30-04 Return to Client

Report To: Dan Spiewak
Phone: (412) 824-2353
Fax: (412) 824-8156
E-mail:
Company: New World Technology
Address: 311 Albert St. Turtle Creek, PA 15145

Circle method (right); provide additional information as needed (comments).

Sample ID	Date	Time *	Lab ID	Matrix	Preservative (indicate type)	No. of Containers	VOCs SW8260B E624 E524.2	BTEX (only) SW8021B	SVOCs SW8270C E625	OC Pesticides SW8081A E608	PCBs SW8082 E608	Herbicides SW8151A	Explosives SW8330	TCLP Organics SW1311 SW8260B 8270C 8081A 8151A	TCLP Metals SW1311 SW6010B SW7471	Total Metals by ICP SW6010B 7470 7471 E200 ILMO__	Dissolved Metals by ICP SW6010B 7470 E200 ILMO__	Total Metals by ICP/MS SW6020 E200.8 ILMO__	Dissolved Metals by ICP/MS SW6020 E200.8 ILMO__	Hexavalent Chromium SW7196A Alkaline Digest? Y / N	Inorganic Anions SW9056 E300.0 (specify in comments)	Solids: Total E160.3 TDS E160.1 TSS E160.2	pH SW9040B SW9045C	TPH GRO DRO SW8015B (both)	Gross Alpha / Beta SW9310 E900.0	Actinides by Paragon SOP Pu / U / Am / Th / Cm / __	Tritium E906.0	Total Alpha-Emitting Radium SW9315 E903.0	Radium 226 E903.1 Radium 228 SW9320 E904.0	Strontium 89 D5811-00 Strontium 90 D5811-00	Gamma Isotopes E901.1					
	8/2/04																																				
RBS-13	7-27-04	1035	4	S	NA	1																									X						
RBS-14		1055	5	S		1																									X						
RBS-15		1040	9	S		1																									X						
RBS-16		1044	10	S		1																									X						
RBG-1		1110	11	S		1																									X						
RBG-2		1120	12	S		1																									X						
RBG-3		1125	13	S		1																									X						
RBG-4		1135	14	S		1																									X						
RBG-5		1145	15	S		1																									X						
RBG-6		1150	16	S		1																									X						
													NA																								

* Time Zone: EST CST MST PST Matrix Key: O = oil, S = soil, NS = non-soil solid, W = water, L = liquid, E = extract, F = filter

Comments: S-Soil

Relinquished By: (1)	Relinquished By: (2)
Signature [signature]	Signature
Printed Name D. Spiewak	Printed Name
Date 7-30-04 Time 0800	Date Time
Company NWT	Company

Received By: (1)	Received By: (2)
Signature [signature]	Signature
Printed Name ERIN CHORAK	Printed Name
Date 8/2/04 Time 0945	Date Time
Company PARAGON	Company

Form 202r5.xls (4/6/04)

Paragon Analytics

CONDITION OF SAMPLE UPON RECEIPT FORM

Client: NWT Workorder No: 0408002

Project Manager: LRS Initials: GL Date: 8/2/04

1.	Does this project require any **special handling** in addition to standard Paragon procedures?		YES	NO
2.	Is **pre-screening** required per SOP 008?		YES	NO
3.	Are custody **seals** on **shipping containers** intact?	N/A	YES	NO
4.	Are custody **seals** on **sample containers** intact?	N/A	YES	NO
5.	Is there a **COC (Chain-of-Custody) present** or other representative documents?		YES	NO
6.	Is the **COC** (if applicable) **complete and legible**?	N/A	YES	NO
7.	Are **bottle IDs legible** and in **agreement** with **COC sample IDs**?	N/A	YES	NO
8.	Is the COC in agreement with samples received? (**# of samples, # of containers, matrix**)	N/A	YES	NO
9.	Were **airbills** present and/or removable?	N/A	YES	NO
10.	Are all **aqueous samples** requiring preservation **preserved correctly**? (excluding volatile organics)	N/A	YES	NO
11.	Are all aqueous **non-preserved samples** at the **correct pH**?	N/A	YES	NO
12.	Is there **sufficient sample** for the requested analyses?		YES	NO
13.	Were all samples placed in the **proper containers** for the requested analyses?		YES	NO
14.	Are all samples within **holding times** for the requested analyses?		YES	NO
15.	Were all sample containers received **intact**? (not broken or leaking, etc.)		YES	NO
16.	Are all samples requiring no headspace (volatiles, reactive cyanide/sulfide, radon), headspace free? **Size of bubble:** ____ < green pea ____ > green pea	N/A	YES	NO
17.	Were samples checked for and free from the presence of **residual chlorine?** (Applicable when PM has indicated samples are from a chlorinated water source; note if field preservation with sodium thiosulfate was not observed.)	N/A	YES	NO
18.	Were the sample(s) **shipped on ice?**	N/A	YES	NO
19.	Were cooler temperatures measured at 0.1-6.0°C? **IR gun used*:** #1 #2	N/A	YES	NO

*IR Gun #1: Raytek, SN SC-PM3/T29403	Cooler #'s	1						
*IR Gun #2: Oakton, SN 2SCIR1201	Temperature	Amb.						
	No. of custody seals	1						
DOT Survey/ Acceptance Information	External µR/hr reading	15						
	Background µR/hr reading	15						

Were external µR/hr readings ≤ two times background and within DOT acceptance criteria? YES / NO (If no, see Form 008.)

Additional Information: PROVIDE DETAILS BELOW FOR A NO RESPONSE TO ANY QUESTION ABOVE EXCEPT #1 AND #2.

- Multiple samples received w/ mud on outside of containers
- Samples 4 and 16, and 12 were received w/ lids open.
- unable to determine if cross-contamination occured due to above mentioned problems.

Per Erin 8/3, only minor losses from these open jars. ✓

Proceed. ✓

RBS-20
RBG-2
RBG-6

If applicable, was the client contacted? YES / NO / NA Contact Name: D. Spizuzza Date/Time: 8/3 1156

Project Manager Signature/ Date: 8/3/04

Form 201r18.xls (6/26/04)

FedEx Express USA Airbill

FedEx Tracking Number 827057346122

Recipient's Copy

1 From

Date 7-30-04

Sender's Name Jay Spaulding Phone 412 824 1338

Company NWT

Address 312 Albert St. Dept./Floor/Suite/Room

City Turtle Creek State PA ZIP 15145

2 Your Internal Billing Reference GA00563

3 To

Recipient's Name Luce Stoeve Phone 970 490-1511

Company Paragon Analytics Inc

Address 215 Commerce Dr

To "HOLD" at FedEx location, print FedEx address. We cannot deliver to P.O. boxes or P.O. ZIP codes.

Dept./Floor/Suite/Room

City Ft Collins State CO ZIP 80524

827057346122

4a Express Package Service — *Packages up to 150 lbs.* Delivery commitment may be later in some areas.

- ☐ FedEx Priority Overnight — Next business morning
- ☒ FedEx Standard Overnight — Next business afternoon
- ☐ FedEx First Overnight — Earliest next business morning delivery to select locations
- ☐ FedEx 2Day* — Second business day
- ☐ FedEx Express Saver* — Third business day

* FedEx Envelope/Letter Rate not available. Minimum charge: One-pound rate

4b Express Freight Service — *Packages over 150 lbs.* Delivery commitment may be later in some areas.

- ☐ FedEx 1Day Freight* — Next business day
- ☐ FedEx 2Day Freight — Second business day
- ☐ FedEx 3Day Freight — Third business day

* Call for Confirmation: _____

5 Packaging — * Declared value limit $500

- ☐ FedEx Envelope/Letter*
- ☐ FedEx Pak*
- ☒ Other Pkg. — Includes FedEx Box, FedEx Tube, and customer pkg.

6 Special Handling — Include FedEx address in Section 3.

- ☐ SATURDAY Delivery — Available only for FedEx Priority Overnight and FedEx 2Day to select ZIP codes
- ☐ SUNDAY Delivery — Available only for FedEx Priority Overnight to select ZIP codes
- ☐ HOLD Weekday at FedEx Location — Not available with FedEx First Overnight
- ☐ HOLD Saturday at FedEx Location — Available only for FedEx Priority Overnight and FedEx 2Day to select locations

Does this shipment contain dangerous goods? One box must be checked.

- ☒ No
- ☐ Yes — As per attached Shipper's Declaration
- ☐ Yes — Shipper's Declaration not required
- ☐ Dry Ice — Dry Ice, 9, UN 1845 _____ x _____ kg
- ☐ Cargo Aircraft Only

Dangerous Goods cannot be shipped in FedEx packaging.

7 Payment Bill to: — Enter FedEx Acct. No. or Credit Card No. below.

- ☒ Sender — Acct. No. in Section 1 will be billed.
- ☐ Recipient
- ☐ Third Party
- ☐ Credit Card
- ☐ Cash/Check
- ☐ Obtain Recip. Acct. No.

Total Packages	Total Weight	Total Declared Value†	Total Charges
1	72	$ .00	Credit Card Auth.

†Our liability is limited to $100 unless you declare a higher value. See back for details.

8 Release Signature *Sign to authorize delivery without obtaining signature.*

By signing you authorize us to deliver this shipment without obtaining a signature and agree to indemnify and hold us harmless from any resulting claims.

Questions? Visit our Web site at www.fedex.com or call 1-800-Go-FedEx® (800)463-3339.

Rev. Date 7/00 • Part #154815 • ©1994-2000 FedEx • PRINTED IN U.S.A. GBFE 1/01

360

1st Seal

04072574
040802

ok 8/12/04

Paragon Analytics

Radiochemistry Case Narrative
Gamma Spectroscopy

New World Technologies

Ravenna / GA00563

Paragon Work Order 0408002

1. This report consists of analysis results for sixteen soil samples received by Paragon Analytics on 8/2/04. The analysis results for these samples are reported on a 'dry weight' basis in units of pCi/gram.

2. These samples were prepared according to Paragon Analytics procedure PA SOP739R8.

3. The samples were analyzed for the presence of gamma emitting radionuclides according to Paragon Analytics procedure PA SOP713R8. The analyses were completed on 8/17/04.

4. Sample volumes were insufficient to allow preparation of duplicates. Duplicate analyses of samples RBS-17 and RBS-19 (PA ID 0408002-1 and -3) were performed in lieu of prepared duplicates.

5. There are cases where the sample density is less than the associated calibration standard density. Cases that exceed the limit of +/- 15% of the density of the calibration standard are flagged with a 'G', denoting a significant density difference between the sample and calibration standard. Consequently, the results may be biased high for the flagged results in this workorder. If requested, Paragon Analytics will perform a transmission spike in order to estimate a magnitude of this bias. The results are reported without further qualification.

6. Activity concentrations above the calculated MDC are reported in some instances where minimum nuclide identification criteria are not met. Such tentative identifications result when the software attempts to calculate net activity concentrations for analytes where either one or both of the following criteria are not satisfied: the 'diagnostic' peak for a nuclide must be identified above the critical level, or the minimum library peak abundance must be attained. Nuclides not meeting these requirements have been flagged with a "TT" qualifier.

7. Paragon Analytics has found there to be a significant low bias to Pb-214 and Bi-214 results when using a mixed nuclide gamma source for efficiency calibrations. The magnitude of this bias has been determined to be approximately 32% for Bi-214, and 23% for Pb-214. Therefore, any reported results for Pb-214 and Bi-214 are flagged with a "J" qualifier, indicating the activity values to be an estimated value. Results are reported without further qualification.

8. Paragon Analytics follows the convention outlined in ANSI N42.23 for reporting significant digits in the TPU and MDC results. ANSI N42.23 states that the TPU result should be rounded to two significant digits and that the MDC result should be rounded to the same decimal place as the TPU result. In practice, this could result in an MDC result with a

reported value of 0 for samples with significant activity, including the batch laboratory control sample.

9. There are cases where the magnitude of negative activity is greater than the 2-sigma TPU. Under typical conditions, where background data is normally distributed and analyzed by paired observations, this event is likely to occur at least 2.5% of the time. Review of the data does not indicate a problem with the instrument or reporting systems and results are reported without further qualification.

10. No problems were encountered with either the client samples or the associated quality control samples. All quality control criteria were met.

The data contained in the following report have been reviewed and approved by the personnel listed below. In addition, Paragon Analytics certifies that the analyses reported herein are true, complete and correct within the limits of the methods employed.

Radiochemistry Instrument Technician — Date: 8-30-04

Leah Balko
Radiochemistry Final Data Review — Date: 8/30/04

1

PARAGON ANALYTICS
Radiochemistry Data Package

Section 1

SAMPLE RESULTS SUMMARY

A summary report is not provided.

Please refer to the individual sample results data in Section 3.

PARAGON ANALYTICS

Radiochemistry Data Package

2

Section 2

QC RESULTS SUMMARY

Gamma Spectroscopy Results

PAI 713 Rev 8

Method Blank Results

Lab Name: Paragon Analytics
Work Order Number: 0408002
Client Name: New World Technologies
ClientProject ID: Ravenna GA00563

Lab ID: GS040809-2MB

Sample Matrix: SOIL
Prep SOP: PAI 739 Rev 8
Date Collected: 09-Aug-04
Date Prepared: 09-Aug-04
Date Analyzed: 17-Aug-04

Prep Batch: GS040809-2
QCBatchID: GS040809-2-1
Run ID: GS040809-2A
Count Time: 30 minutes

Final Aliquot: 500 g
Result Units: pCi/g
File Name: 041438D07A

Library: FANP

CASNO	Target Nuclide	Result +/- 2 s TPU	MDC	Lab Qualifier
14331-83-0	Ac-228	0.04 +/- 0.12	0.22	U
14391-76-5	Ag-110m	0.003 +/- 0.024	0.049	U
14682-66-7	Al-26	0.005 +/- 0.055	0.114	U
14596-10-2	Am-241	-0.011 +/- 0.045	0.086	U
13966-02-4	Be-7	-0.03 +/- 0.22	0.45	U
14913-49-6	Bi-212	0.09 +/- 0.48	0.93	U
14733-03-0	Bi-214	-0.005 +/- 0.084	0.161	U,J
13982-30-4	Ce-139	0.005 +/- 0.017	0.030	U
14762-78-8	Ce-144	0.01 +/- 0.14	0.25	U
14093-03-9	Co-56	-0.021 +/- 0.050	0.123	U
13981-50-5	Co-57	-0.004 +/- 0.018	0.034	U
13981-38-9	Co-58	-0.020 +/- 0.030	0.071	U
10198-40-0	Co-60	-0.015 +/- 0.030	0.080	U
14392-02-0	Cr-51	-0.04 +/- 0.21	0.41	U
13967-70-9	Cs-134	0 +/- 0.037	0.071	U

Comments:

Qualifiers/Flags:

U - Result is less than the sample specific MDC or less than the associated TPU
Y1 - Chemical Yield is in control at 100-110%. Quantitative Yield is assumed.
Y2 - Chemical Yield outside default limits.
LT - Result is less than Requested MDC, greater than sample specific MDC.
SQ - Spectral quality prevents accurate quantitation.
SI - Nuclide identification and/or quantitation is tentative.
TI - Nuclide identification is tentative.
R - Nuclide has exceeded 8 halflives.
M - Requested MDC not met.
B - Analyte concentration greater than MDC.
B3 - Analyte concentration greater than MDC but less than Requested MDC.

Abbreviations:

TPU - Total Propagated Uncertainty (see PAI SOP 743)
MDC - Minimum Detectable Concentration (see PAI SOP 709)
BDL - Below Detection Limit

Data Package ID: *GSS0408002-1*

Gamma Spectroscopy Results

PAI 713 Rev 8

Method Blank Results

Lab Name: Paragon Analytics
Work Order Number: 0408002
Client Name: New World Technologies
ClientProject ID: Ravenna GA00563

Lab ID: GS040809-2MB

Sample Matrix: SOIL
Prep SOP: PAI 739 Rev 8
Date Collected: 09-Aug-04
Date Prepared: 09-Aug-04
Date Analyzed: 17-Aug-04

Prep Batch: GS040809-2
QCBatchID: GS040809-2-1
Run ID: GS040809-2A
Count Time: 30 minutes

Final Aliquot: 500 g
Result Units: pCi/g
File Name: 041438D07A

Library: FANP

CASNO	Target Nuclide	Result +/- 2 s TPU	MDC	Lab Qualifier
10045-97-3	Cs-137	0.007 +/- 0.031	0.060	U
14683-23-9	Eu-152	0.07 +/- 0.18	0.34	U
15585-10-1	Eu-154	0 +/- 0.18	0.38	U
14391-16-3	Eu-155	0.001 +/- 0.048	0.093	U
14596-12-4	Fe-59	-0.029 +/- 0.074	0.165	U
10043-66-0	I-131	-0.005 +/- 0.028	0.056	U
13966-00-2	K-40	0.57 +/- 0.63	0.99	U
13966-31-9	Mn-54	0.021 +/- 0.030	0.050	U
13966-32-0	Na-22	0 +/- 0.035	0.077	U
14681-63-1	Nb-94	0.012 +/- 0.042	0.077	U
13967-76-5	Nb-95	0.044 +/- 0.035	0.045	U
15100-28-4	Pa-234m	0 +/- 5.5	11.7	U
15092-94-1	Pb-212	0.013 +/- 0.048	0.086	U
15067-28-4	Pb-214	-0.015 +/- 0.074	0.142	U,J
13967-48-1	Ru-106	-0.12 +/- 0.35	0.73	U

Comments:

Qualifiers/Flags:

U - Result is less than the sample specific MDC or less than the associated TPU
Y1 - Chemical Yield is in control at 100-110%. Quantitative Yield is assumed.
Y2 - Chemical Yield outside default limits.
LT - Result is less than Requested MDC, greater than sample specific MDC.
SQ - Spectral quality prevents accurate quantitation.
SI - Nuclide identification and/or quantitation is tentative.
TI - Nuclide identification is tentative.
R - Nuclide has exceeded 8 halflives.
M - Requested MDC not met.
B - Analyte concentration greater than MDC.
B3 - Analyte concentration greater than MDC but less than Requested MDC.

Abbreviations:

TPU - Total Propagated Uncertainty (see PAI SOP 743)
MDC - Minimum Detectable Concentration (see PAI SOP 709)
BDL - Below Detection Limit

Data Package ID: *GSS0408002-1*

Gamma Spectroscopy Results

PAI 713 Rev 8

Method Blank Results

Lab Name: Paragon Analytics
Work Order Number: 0408002
Client Name: New World Technologies
ClientProject ID: Ravenna GA00563

Lab ID: GS040809-2MB

Sample Matrix: SOIL
Prep SOP: PAI 739 Rev 8
Date Collected: 09-Aug-04
Date Prepared: 09-Aug-04
Date Analyzed: 17-Aug-04

Prep Batch: GS040809-2
QCBatchID: GS040809-2-1
Run ID: GS040809-2A
Count Time: 30 minutes

Final Aliquot: 500 g
Result Units: pCi/g
File Name: 041438D07A

Library: FANP

CASNO	Target Nuclide	Result +/- 2 s TPU	MDC	Lab Qualifier
14683-10-4	Sb-124	0.011 +/- 0.034	0.062	U
14234-35-6	Sb-125	0.083 +/- 0.090	0.140	U
13967-63-0	Sc-46	-0.010 +/- 0.025	0.062	U
15623-47-9	Th-227	-0.08 +/- 0.15	0.31	U
15065-10-8	Th-234	0.11 +/- 0.38	0.65	U
14913-50-9	Tl-208	-0.024 +/- 0.035	0.078	U
15117-96-1	U-235	0.08 +/- 0.12	0.21	U
13982-39-3	Zn-65	0.034 +/- 0.078	0.142	U

Comments:

Qualifiers/Flags:

U - Result is less than the sample specific MDC or less than the associated TPU
Y1 - Chemical Yield is in control at 100-110%. Quantitative Yield is assumed.
Y2 - Chemical Yield outside default limits.
LT - Result is less than Requested MDC, greater than sample specific MDC.
SQ - Spectral quality prevents accurate quantitation.
SI - Nuclide identification and/or quantitation is tentative.
TI - Nuclide identification is tentative.
R - Nuclide has exceeded 8 halflives.
M - Requested MDC not met.
B - Analyte concentration greater than MDC.
B3 - Analyte concentration greater than MDC but less than Requested MDC.

Abbreviations:

TPU - Total Propagated Uncertainty (see PAI SOP 743)
MDC - Minimum Detectable Concentration (see PAI SOP 709)
BDL - Below Detection Limit

Data Package ID: *GSS0408002-1*

Gamma Spectroscopy Results

PAI 713 Rev 8

Laboratory Control Sample(s)

Lab Name: Paragon Analytics
Work Order Number: 0408002
Client Name: New World Technologies
ClientProject ID: Ravenna GA00563

Lab ID: GS040809-2LCS

Library: ANALYTICAL

Sample Matrix: SOIL
Prep SOP: PAI 739 Rev 8
Date Collected: 09-Aug-04
Date Prepared: 09-Aug-04
Date Analyzed: 17-Aug-04

Prep Batch: GS040809-2
QCBatchID: GS040809-2-1
Run ID: GS040809-2A
Count Time: 30 minutes

Final Aliquot: 500 g
Result Units: pCi/g
File Name: 041404D08A

CASNO	Target Nuclide	Results +/- 2s TPU	MDC	Spike Added	% Rec	Control Limits	Lab Qualifier
14596-10-2	Am-241	217 +/- 25	1	212	103	85 - 115	P
10198-40-0	Co-60	114 +/- 13	0	117	97.5	85 - 115	P
10045-97-3	Cs-137	85 +/- 10	1	85.3	99.5	85 - 115	P

Comments:

Qualifiers/Flags:

U - Result is less than the sample specific MDC or less than the associated TPU
LT - Result is less than Requested MDC, greater than sample specific MDC.
Y1 - Chemical Yield is in control at 100-110%. Quantitative Yield is assumed.
Y2 - Chemical Yield outside default limits.
L - LCS Recovery below lower control limit.
H - LCS Recovery above upper control limit.
P - LCS Recovery within control limits.
M - The requested MDC was not met.
M3 - The requested MDC was not met, but thereported activity is greater than the reported MDC.

Abbreviations:

TPU - Total Propagated Uncertainty (see PAI SOP 743)
MDC - Minimum Detectable Concentration (see PAI SOP 709)

SQ - Spectral quality prevents accurate quantitation.
SI - Nuclide identification and/or quantitation is tentative.
TI - Nuclide identification is tentative.
R - Nuclide has exceeded 8 halflives.

Data Package ID: *GSS0408002-1*

Gamma Spectroscopy Results

PAI 713 Rev 8

Duplicate Sample Results (DER)

Lab Name: Paragon Analytics
Work Order Number: 0408002
Client Name: New World Technologies
ClientProject ID: Ravenna GA00563

Field ID: RBS-17
Lab ID: 0408002-1DUP

Library: FANP

Sample Matrix: SOIL
Prep SOP: PAI 739 Rev 8
Date Collected: 27-Jul-04
Date Prepared: 09-Aug-04
Date Analyzed: 12-Aug-04

Prep Batch: GS040809-2
QCBatchID: GS040809-2-1
Run ID: GS040809-2A
Count Time: 30 minutes
Report Basis: Dry Weight

Final Aliquot: 357 g
Prep Basis: Dry Weight
Moisture(%): NA
Result Units: pCi/g
File Name: 041381D08A

CASNO	Analyte	Sample Result +/- 2s TPU	Duplicate Result +/- 2s TPU	DER	Control Limit	Lab Qualifiers
14331-83-0	Ac-228	1.16 +/- 0.32	0.95 +/- 0.29	0.50	2.13	LT,G
14391-76-5	Ag-110m	0.010 +/- 0.087	0.046 +/- 0.091	0.29	2.13	U,G
14682-66-7	Al-26	0.037 +/- 0.082	-0.035 +/- 0.063	0.70	2.13	U,G
14596-10-2	Am-241	0.09 +/- 0.66	0.12 +/- 0.13	0.05	2.13	U,G
13966-02-4	Be-7	-1.05 +/- 0.73	0.17 +/- 0.60	1.28	2.13	U,G
14913-49-6	Bi-212	1.3 +/- 1.3	1.5 +/- 1.2	0.16	2.13	U,G
14733-03-0	Bi-214	0.81 +/- 0.23	0.78 +/- 0.22	0.10	2.13	G,J
13982-30-4	Ce-139	0.019 +/- 0.054	0.047 +/- 0.052	0.38	2.13	U,G
14762-78-8	Ce-144	0.18 +/- 0.40	0.17 +/- 0.29	0.01	2.13	U,G
14093-03-9	Co-56	-0.02 +/- 0.19	0.30 +/- 0.17	1.30	2.13	G,TI
13981-50-5	Co-57	0.037 +/- 0.054	0.014 +/- 0.037	0.35	2.13	U,G
13981-38-9	Co-58	0.080 +/- 0.072	-0.045 +/- 0.074	1.21	2.13	U,G
10198-40-0	Co-60	0.02 +/- 0.10	-0.031 +/- 0.071	0.39	2.13	U,G
14392-02-0	Cr-51	-0.12 +/- 0.69	-0.50 +/- 0.75	0.38	2.13	U,G
13967-70-9	Cs-134	-0.12 +/- 0.61	-0.013 +/- 0.076	0.17	2.13	U,G
10045-97-3	Cs-137	0.113 +/- 0.086	0.182 +/- 0.093	0.55	2.13	G
14683-23-9	Eu-152	-0.12 +/- 0.35	-0.15 +/- 0.38	0.05	2.13	U,G

Comments:

Duplicate Qualifiers/Flags:

U - Result is less than the sample specific MDC.
Y1 - Chemical Yield is in control at 100-110%. Quantitative yield is assumed.
Y2 - Chemical Yield outside default limits.
W - DER is greater than Warning Limit of 1.42
D - DER is greater than Control Limit of 2.13
LT - Result is less than Request MDC, greater than sample specific MDC
M - Requested MDC not met.
M3 - The requested MDC was not met, but the reported activity is greater than the reported MDC.
L - LCS Recovery below lower control limit.
H - LCS Recovery above upper control limit.
P - LCS, Matrix Spike Recovery within control limits.
N - Matrix Spike Recovery outside control limits

SQ - Spectral quality prevents accurate quantitation.
SI - Nuclide identification and/or quantitation is tentative.
TI - Nuclide identification is tentative.
R - Nuclide has exceeded 8 halflives.
G - Sample density differs by more than 15% of LCS density.

Abbreviations:

TPU - Total Propagated Uncertainty (see PAI SOP 743)
DER - Duplicate Error Ratio
BDL - Below Detection Limit
NR - Not Reported

Data Package ID: *GSS0408002-1*

Gamma Spectroscopy Results

PAI 713 Rev 8

Duplicate Sample Results (DER)

Lab Name: Paragon Analytics
Work Order Number: 0408002
Client Name: New World Technologies
ClientProject ID: Ravenna GA00563

Field ID: RBS-17
Lab ID: 0408002-1DUP

Library: FANP

Sample Matrix: SOIL
Prep SOP: PAI 739 Rev 8
Date Collected: 27-Jul-04
Date Prepared: 09-Aug-04
Date Analyzed: 12-Aug-04

Prep Batch: GS040809-2
QCBatchID: GS040809-2-1
Run ID: GS040809-2A
Count Time: 30 minutes
Report Basis: Dry Weight

Final Aliquot: 357 g
Prep Basis: Dry Weight
Moisture(%): NA
Result Units: pCi/g
File Name: 041381D08A

15585-10-1	Eu-154	0.14 +/- 0.35	-0.16 +/- 0.38	0.58	2.13	U,G
14391-16-3	Eu-155	0.24 +/- 0.25	0.10 +/- 0.14	0.50	2.13	U,G
14596-12-4	Fe-59	0.01 +/- 0.17	-0.02 +/- 0.20	0.10	2.13	U,G
10043-66-0	I-131	0.13 +/- 0.24	0.07 +/- 0.22	0.17	2.13	U,G
13966-00-2	K-40	19.6 +/- 3.4	17.6 +/- 3.2	0.43	2.13	G
13966-31-9	Mn-54	0.052 +/- 0.073	-0.006 +/- 0.068	0.58	2.13	U,G
13966-32-0	Na-22	0.007 +/- 0.082	0.027 +/- 0.069	0.18	2.13	U,G
14681-63-1	Nb-94	0.091 +/- 0.083	-0.005 +/- 0.060	0.94	2.13	U,G
13967-76-5	Nb-95	0.003 +/- 0.091	-0.006 +/- 0.069	0.08	2.13	U,G
15100-28-4	Pa-234m	4 +/- 12	5 +/- 12	0.03	2.13	U,G
15092-94-1	Pb-212	1.21 +/- 0.25	1.22 +/- 0.24	0.01	2.13	G
15067-28-4	Pb-214	0.92 +/- 0.20	0.89 +/- 0.20	0.11	2.13	G,J
13967-48-1	Ru-106	-0.09 +/- 0.67	-0.13 +/- 0.67	0.05	2.13	U,G
14683-10-4	Sb-124	-0.021 +/- 0.087	-0.015 +/- 0.089	0.04	2.13	U,G
14234-35-6	Sb-125	0.02 +/- 0.17	0.12 +/- 0.14	0.43	2.13	U,G
13967-63-0	Sc-46	-0.064 +/- 0.074	-0.047 +/- 0.084	0.15	2.13	U,G
15623-47-9	Th-227	-2.3 +/- 8.1	-0.07 +/- 0.36	0.27	2.13	U,G
15065-10-8	Th-234	0.9 +/- 1.4	1.4 +/- 1.1	0.28	2.13	U,G
14913-50-9	Tl-208	0.43 +/- 0.12	0.44 +/- 0.12	0.03	2.13	G

Comments:

Duplicate Qualifiers/Flags:

U - Result is less than the sample specific MDC.
Y1 - Chemical Yield is in control at 100-110%. Quantitative yield is assumed.
Y2 - Chemical Yield outside default limits.
W - DER is greater than Warning Limit of 1.42
D - DER is greater than Control Limit of 2.13
LT - Result is less than Request MDC, greater than sample specific MDC
M - Requested MDC not met.
M3 - The requested MDC was not met, but the reported activity is greater than the reported MDC.
L - LCS Recovery below lower control limit.
H - LCS Recovery above upper control limit.
P - LCS, Matrix Spike Recovery within control limits.
N - Matrix Spike Recovery outside control limits

SQ - Spectral quality prevents accurate quantitation.
SI - Nuclide identification and/or quantitation is tentative.
TI - Nuclide identification is tentative.
R - Nuclide has exceeded 8 halflives.
G - Sample density differs by more than 15% of LCS density.

Abbreviations:

TPU - Total Propagated Uncertainty (see PAI SOP 743)
DER - Duplicate Error Ratio
BDL - Below Detection Limit
NR - Not Reported

Data Package ID: *GSS0408002-1*

Gamma Spectroscopy Results

PAI 713 Rev 8

Duplicate Sample Results (DER)

Lab Name: Paragon Analytics
Work Order Number: 0408002
Client Name: New World Technologies
ClientProject ID: Ravenna GA00563

Field ID: RBS-17
Lab ID: 0408002-1DUP

Library: FANP

Sample Matrix: SOIL
Prep SOP: PAI 739 Rev 8
Date Collected: 27-Jul-04
Date Prepared: 09-Aug-04
Date Analyzed: 12-Aug-04

Prep Batch: GS040809-2
QCBatchID: GS040809-2-1
Run ID: GS040809-2A
Count Time: 30 minutes
Report Basis: Dry Weight

Final Aliquot: 357 g
Prep Basis: Dry Weight
Moisture(%): NA
Result Units: pCi/g
File Name: 041381D08A

15117-96-1	U-235	0.25 +/- 0.40	-0.12 +/- 0.31	0.73	2.13	U,G
13982-39-3	Zn-65	0.39 +/- 0.31	-0.08 +/- 0.34	1.02	2.13	U,G

Comments:

Duplicate Qualifiers/Flags:

U - Result is less than the sample specific MDC.
Y1 - Chemical Yield is in control at 100-110%. Quantitative yield is assumed.
Y2 - Chemical Yield outside default limits.
W - DER is greater than Warning Limit of 1.42
D - DER is greater than Control Limit of 2.13
LT - Result is less than Request MDC, greater than sample specific MDC
M - Requested MDC not met.
M3 - The requested MDC was not met, but the reported activity is greater than the reported MDC.
L - LCS Recovery below lower control limit.
H - LCS Recovery above upper control limit.
P - LCS, Matrix Spike Recovery within control limits.
N - Matrix Spike Recovery outside control limits
SQ - Spectral quality prevents accurate quantitation.
SI - Nuclide identification and/or quantitation is tentative.
TI - Nuclide identification is tentative.
R - Nuclide has exceeded 8 halflives.
G - Sample density differs by more than 15% of LCS density.

Abbreviations:

TPU - Total Propagated Uncertainty (see PAI SOP 743)
DER - Duplicate Error Ratio
BDL - Below Detection Limit
NR - Not Reported

Data Package ID: *GSS0408002-1*

Gamma Spectroscopy Results

PAI 713 Rev 8

Duplicate Sample Results (DER)

Lab Name: Paragon Analytics
Work Order Number: 0408002
Client Name: New World Technologies
ClientProject ID: Ravenna GA00563

Field ID: RBS-19
Lab ID: 0408002-3DUP

Library: FANP

Sample Matrix: SOIL
Prep SOP: PAI 739 Rev 8
Date Collected: 27-Jul-04
Date Prepared: 09-Aug-04
Date Analyzed: 12-Aug-04

Prep Batch: GS040809-2
QCBatchID: GS040809-2-1
Run ID: GS040809-2A
Count Time: 30 minutes
Report Basis: Dry Weight

Final Aliquot: 374 g
Prep Basis: Dry Weight
Moisture(%): NA
Result Units: pCi/g
File Name: 041382D08A

CASNO	Analyte	Sample Result +/- 2s TPU	Duplicate Result +/- 2s TPU	DER	Control Limit	Lab Qualifiers
14331-83-0	Ac-228	1.07 +/- 0.35	1.17 +/- 0.31	0.21	2.13	G
14391-76-5	Ag-110m	-0.07 +/- 0.11	-0.002 +/- 0.049	0.52	2.13	U,G
14682-66-7	Al-26	-0.018 +/- 0.042	0.020 +/- 0.067	0.46	2.13	U,G
14596-10-2	Am-241	-0.17 +/- 0.59	-0.02 +/- 0.12	0.26	2.13	U,G
13966-02-4	Be-7	0.55 +/- 0.69	-0.24 +/- 0.57	0.88	2.13	U,G
14913-49-6	Bi-212	1.30 +/- 0.95	1.3 +/- 1.1	0.03	2.13	U,G
14733-03-0	Bi-214	0.80 +/- 0.23	0.84 +/- 0.24	0.13	2.13	G,J
13982-30-4	Ce-139	0.007 +/- 0.051	-0.024 +/- 0.050	0.43	2.13	U,G
14762-78-8	Ce-144	0.06 +/- 0.36	0 +/- 0.29	0.13	2.13	U,G
14093-03-9	Co-56	0.13 +/- 0.18	0.04 +/- 0.17	0.34	2.13	U,G
13981-50-5	Co-57	-0.006 +/- 0.055	0.030 +/- 0.036	0.56	2.13	U,G
13981-38-9	Co-58	0.005 +/- 0.082	0 +/- 0.071	0.05	2.13	U,G
10198-40-0	Co-60	0.045 +/- 0.088	0.028 +/- 0.060	0.16	2.13	U,G
14392-02-0	Cr-51	0.03 +/- 0.61	0.05 +/- 0.64	0.02	2.13	U,G
13967-70-9	Cs-134	-0.042 +/- 0.070	-0.025 +/- 0.070	0.17	2.13	U,G
10045-97-3	Cs-137	0.18 +/- 0.10	0.194 +/- 0.083	0.08	2.13	G
14683-23-9	Eu-152	-0.37 +/- 0.38	0.30 +/- 0.39	1.23	2.13	U,G

Comments:

Duplicate Qualifiers/Flags:

U - Result is less than the sample specific MDC.
Y1 - Chemical Yield is in control at 100-110%. Quantitative yield is assumed.
Y2 - Chemical Yield outside default limits.
W - DER is greater than Warning Limit of 1.42
D - DER is greater than Control Limit of 2.13
LT - Result is less than Request MDC, greater than sample specific MDC
M - Requested MDC not met.
M3 - The requested MDC was not met, but the reported activity is greater than the reported MDC.
L - LCS Recovery below lower control limit.
H - LCS Recovery above upper control limit.
P - LCS, Matrix Spike Recovery within control limits.
N - Matrix Spike Recovery outside control limits
SQ - Spectral quality prevents accurate quantitation.
SI - Nuclide identification and/or quantitation is tentative.
TI - Nuclide identification is tentative.
R - Nuclide has exceeded 8 halflives.
G - Sample density differs by more than 15% of LCS density.

Abbreviations:

TPU - Total Propagated Uncertainty (see PAI SOP 743)
DER - Duplicate Error Ratio
BDL - Below Detection Limit
NR - Not Reported

Data Package ID: *GSS0408002-1*

Gamma Spectroscopy Results

PAI 713 Rev 8

Duplicate Sample Results (DER)

Lab Name: Paragon Analytics
Work Order Number: 0408002
Client Name: New World Technologies
ClientProject ID: Ravenna GA00563

Field ID: RBS-19
Lab ID: 0408002-3DUP

Library: FANP

Sample Matrix: SOIL
Prep SOP: PAI 739 Rev 8
Date Collected: 27-Jul-04
Date Prepared: 09-Aug-04
Date Analyzed: 12-Aug-04

Prep Batch: GS040809-2
QCBatchID: GS040809-2-1
Run ID: GS040809-2A
Count Time: 30 minutes
Report Basis: Dry Weight

Final Aliquot: 374 g
Prep Basis: Dry Weight
Moisture(%): NA
Result Units: pCi/g
File Name: 041382D08A

15585-10-1	Eu-154	-0.19 +/- 0.38	0.07 +/- 0.33	0.52	2.13	U,G
14391-16-3	Eu-155	-0.06 +/- 0.22	0.18 +/- 0.15	0.91	2.13	U,G
14596-12-4	Fe-59	-0.03 +/- 0.16	0.03 +/- 0.17	0.27	2.13	U,G
10043-66-0	I-131	0.03 +/- 0.23	-0.01 +/- 0.20	0.13	2.13	U,G
13966-00-2	K-40	16.1 +/- 3.0	17.7 +/- 3.2	0.37	2.13	G
13966-31-9	Mn-54	0.043 +/- 0.075	0.050 +/- 0.060	0.07	2.13	U,G
13966-32-0	Na-22	0.055 +/- 0.090	-0.040 +/- 0.081	0.78	2.13	U,G
14681-63-1	Nb-94	-0.023 +/- 0.067	-0.033 +/- 0.064	0.11	2.13	U,G
13967-76-5	Nb-95	0.011 +/- 0.079	0 +/- 0.075	0.10	2.13	U,G
15100-28-4	Pa-234m	10 +/- 13	-5 +/- 11	0.88	2.13	U,G
15092-94-1	Pb-212	1.24 +/- 0.24	1.27 +/- 0.23	0.10	2.13	G
15067-28-4	Pb-214	0.74 +/- 0.19	0.92 +/- 0.20	0.65	2.13	G,J
13967-48-1	Ru-106	0.09 +/- 0.65	-0.01 +/- 0.56	0.11	2.13	U,G
14683-10-4	Sb-124	-0.015 +/- 0.079	0.003 +/- 0.081	0.16	2.13	U,G
14234-35-6	Sb-125	0.04 +/- 0.17	-0.05 +/- 0.16	0.42	2.13	U,G
13967-63-0	Sc-46	0.110 +/- 0.087	-0.010 +/- 0.074	1.04	2.13	U,G
15623-47-9	Th-227	0.07 +/- 0.62	-0.05 +/- 0.43	0.15	2.13	U,G
15065-10-8	Th-234	1.0 +/- 1.1	1.51 +/- 0.77	0.39	2.13	U,G
14913-50-9	Tl-208	0.38 +/- 0.12	0.264 +/- 0.099	0.77	2.13	G

Comments:

Duplicate Qualifiers/Flags:

U - Result is less than the sample specific MDC.
Y1 - Chemical Yield is in control at 100-110%. Quantitative yield is assumed.
Y2 - Chemical Yield outside default limits.
W - DER is greater than Warning Limit of 1.42
D - DER is greater than Control Limit of 2.13
LT - Result is less than Request MDC, greater than sample specific MDC
M - Requested MDC not met.
M3 - The requested MDC was not met, but the reported activity is greater than the reported MDC.
L - LCS Recovery below lower control limit.
H - LCS Recovery above upper control limit.
P - LCS, Matrix Spike Recovery within control limits.
N - Matrix Spike Recovery outside control limits

SQ - Spectral quality prevents accurate quantitation.
SI - Nuclide identification and/or quantitation is tentative.
TI - Nuclide identification is tentative.
R - Nuclide has exceeded 8 halflives.
G - Sample density differs by more than 15% of LCS density.

Abbreviations:

TPU - Total Propagated Uncertainty (see PAI SOP 743)
DER - Duplicate Error Ratio
BDL - Below Detection Limit
NR - Not Reported

Data Package ID: *GSS0408002-1*

Gamma Spectroscopy Results

PAI 713 Rev 8

Duplicate Sample Results (DER)

Lab Name: Paragon Analytics
Work Order Number: 0408002
Client Name: New World Technologies
ClientProject ID: Ravenna GA00563

Field ID: RBS-19
Lab ID: 0408002-3DUP

Library: FANP

Sample Matrix: SOIL
Prep SOP: PAI 739 Rev 8
Date Collected: 27-Jul-04
Date Prepared: 09-Aug-04
Date Analyzed: 12-Aug-04

Prep Batch: GS040809-2
QCBatchID: GS040809-2-1
Run ID: GS040809-2A
Count Time: 30 minutes
Report Basis: Dry Weight

Final Aliquot: 374 g
Prep Basis: Dry Weight
Moisture(%): NA
Result Units: pCi/g
File Name: 041382D08A

15117-96-1	U-235	0.19 +/- 0.39	0 +/- 0.27	0.40	2.13	U,G
13982-39-3	Zn-65	0.03 +/- 0.19	0.06 +/- 0.32	0.07	2.13	U,G

Comments:

Duplicate Qualifiers/Flags:

U - Result is less than the sample specific MDC.
Y1 - Chemical Yield is in control at 100-110%. Quantitative yield is assumed.
Y2 - Chemical Yield outside default limits.
W - DER is greater than Warning Limit of 1.42
D - DER is greater than Control Limit of 2.13
LT - Result is less than Request MDC, greater than sample specific MDC
M - Requested MDC not met.
M3 - The requested MDC was not met, but the reported activity is greater than the reported MDC.
L - LCS Recovery below lower control limit.
H - LCS Recovery above upper control limit.
P - LCS, Matrix Spike Recovery within control limits.
N - Matrix Spike Recovery outside control limits

SQ - Spectral quality prevents accurate quantitation.
SI - Nuclide identification and/or quantitation is tentative.
TI - Nuclide identification is tentative.
R - Nuclide has exceeded 8 halflives.
G - Sample density differs by more than 15% of LCS density.

Abbreviations:

TPU - Total Propagated Uncertainty (see PAI SOP 743)
DER - Duplicate Error Ratio
BDL - Below Detection Limit
NR - Not Reported

Data Package ID: *GSS0408002-1*

PARAGON ANALYTICS
Radiochemistry Data Package

3

Section 3

INDIVIDUAL SAMPLE RESULTS

Gamma Spectroscopy Results

PAI 713 Rev 8

Sample Results

Lab Name: Paragon Analytics
Work Order Number: 0408002
Client Name: New World Technologies
ClientProject ID: Ravenna GA00563

Field ID: RBS-17
Lab ID: 0408002-1

Library: FANP

Sample Matrix: SOIL
Prep SOP: PAI 739 Rev 8
Date Collected: 27-Jul-04
Date Prepared: 09-Aug-04
Date Analyzed: 12-Aug-04

Prep Batch: GS040809-2
QCBatchID: GS040809-2-1
Run ID: GS040809-2A
Count Time: 30 minutes
Report Basis: Dry Weight

Final Aliquot: 357 g
Prep Basis: Dry Weight
Moisture(%): NA
Result Units: pCi/g
File Name: 040246D05A

CASNO	Target Nuclide	Result +/- 2 s TPU	MDC	Lab Qualifier
14331-83-0	Ac-228	1.16 +/- 0.32	0.52	G
14391-76-5	Ag-110m	0.010 +/- 0.087	0.152	U,G
14682-66-7	Al-26	0.037 +/- 0.082	0.144	U,G
14596-10-2	Am-241	0.09 +/- 0.66	1.16	U,G
13966-02-4	Be-7	-1.05 +/- 0.73	1.48	U,G
14913-49-6	Bi-212	1.3 +/- 1.3	2.0	U,G
14733-03-0	Bi-214	0.81 +/- 0.23	0.27	G,J
13982-30-4	Ce-139	0.019 +/- 0.054	0.092	U,G
14762-78-8	Ce-144	0.18 +/- 0.40	0.68	U,G
14093-03-9	Co-56	-0.02 +/- 0.19	0.34	U,G
13981-50-5	Co-57	0.037 +/- 0.054	0.090	U,G
13981-38-9	Co-58	0.080 +/- 0.072	0.108	U,G
10198-40-0	Co-60	0.02 +/- 0.10	0.18	U,G
14392-02-0	Cr-51	-0.12 +/- 0.69	1.26	U,G
13967-70-9	Cs-134	-0.12 +/- 0.61	1.02	U,G

Comments:

Qualifiers/Flags:

U - Result is less than the sample specific MDC or less than the associated TPU

Y1 - Chemical Yield is in control at 100-110%. Quantitative Yield is assumed.

Y2 - Chemical Yield outside default limits.

LT - Result is less than Requested MDC, greater than sample specific MDC.

M3 - The requested MDC was not met, but the reported activity is greater than the reported MDC.

M - The requested MDC was not met.

SQ - Spectral quality prevents accurate quantitation.

SI - Nuclide identification and/or quantitation is tentative.

TI - Nuclide identification is tentative.

R - Nuclide has exceeded 8 halflives.

G - Sample density differs by more than 15% of LCS density.

Abbreviations:

TPU - Total Propagated Uncertainty (see PAI SOP 743)

MDC - Minimum Detectable Concentration (see PAI SOP 709)

BDL - Below Detection Limit

Data Package ID: *GSS0408002-1*

Gamma Spectroscopy Results

PAI 713 Rev 8

Sample Results

Lab Name: Paragon Analytics
Work Order Number: 0408002
Client Name: New World Technologies
ClientProject ID: Ravenna GA00563

Field ID: RBS-17
Lab ID: 0408002-1

Library: FANP

Sample Matrix: SOIL
Prep SOP: PAI 739 Rev 8
Date Collected: 27-Jul-04
Date Prepared: 09-Aug-04
Date Analyzed: 12-Aug-04

Prep Batch: GS040809-2
QCBatchID: GS040809-2-1
Run ID: GS040809-2A
Count Time: 30 minutes
Report Basis: Dry Weight

Final Aliquot: 357 g
Prep Basis: Dry Weight
Moisture(%): NA
Result Units: pCi/g
File Name: 040246D05A

CASNO	Target Nuclide	Result +/- 2 s TPU	MDC	Lab Qualifier
10045-97-3	Cs-137	0.113 +/- 0.086	0.128	U,G
14683-23-9	Eu-152	-0.12 +/- 0.35	0.71	U,G
15585-10-1	Eu-154	0.14 +/- 0.35	0.61	U,G
14391-16-3	Eu-155	0.24 +/- 0.25	0.41	U,G
14596-12-4	Fe-59	0.01 +/- 0.17	0.32	U,G
10043-66-0	I-131	0.13 +/- 0.24	0.40	U,G
13966-00-2	K-40	19.6 +/- 3.4	1.7	G
13966-31-9	Mn-54	0.052 +/- 0.073	0.122	U,G
13966-32-0	Na-22	0.007 +/- 0.082	0.152	U,G
14681-63-1	Nb-94	0.091 +/- 0.083	0.129	U,G
13967-76-5	Nb-95	0.003 +/- 0.091	0.164	U,G
15100-28-4	Pa-234m	4 +/- 12	21	U,G
15092-94-1	Pb-212	1.21 +/- 0.25	0.23	G
15067-28-4	Pb-214	0.92 +/- 0.20	0.24	G,J
13967-48-1	Ru-106	-0.09 +/- 0.67	1.25	U,G

Comments:

Qualifiers/Flags:

U - Result is less than the sample specific MDC or less than the associated TPU

Y1 - Chemical Yield is in control at 100-110%. Quantitative Yield is assumed.

Y2 - Chemical Yield outside default limits.

LT - Result is less than Requested MDC, greater than sample specific MDC.

M3 - The requested MDC was not met, but the reported activity is greater than the reported MDC.

M - The requested MDC was not met.

SQ - Spectral quality prevents accurate quantitation.

SI - Nuclide identification and/or quantitation is tentative.

TI - Nuclide identification is tentative.

R - Nuclide has exceeded 8 halflives.

G - Sample density differs by more than 15% of LCS density.

Abbreviations:

TPU - Total Propagated Uncertainty (see PAI SOP 743)

MDC - Minimum Detectable Concentration (see PAI SOP 709)

BDL - Below Detection Limit

Data Package ID: *GSS0408002-1*

Gamma Spectroscopy Results

PAI 713 Rev 8

Sample Results

Lab Name: Paragon Analytics
Work Order Number: 0408002
Client Name: New World Technologies
ClientProject ID: Ravenna GA00563

Field ID: RBS-17
Lab ID: 0408002-1

Library: FANP

Sample Matrix: SOIL
Prep SOP: PAI 739 Rev 8
Date Collected: 27-Jul-04
Date Prepared: 09-Aug-04
Date Analyzed: 12-Aug-04

Prep Batch: GS040809-2
QCBatchID: GS040809-2-1
Run ID: GS040809-2A
Count Time: 30 minutes
Report Basis: Dry Weight

Final Aliquot: 357 g
Prep Basis: Dry Weight
Moisture(%): NA
Result Units: pCi/g
File Name: 040246D05A

CASNO	Target Nuclide	Result +/- 2 s TPU	MDC	Lab Qualifier
14683-10-4	Sb-124	-0.021 +/- 0.087	0.161	U,G
14234-35-6	Sb-125	0.02 +/- 0.17	0.30	U,G
13967-63-0	Sc-46	-0.064 +/- 0.074	0.156	U,G
15623-47-9	Th-227	-2.3 +/- 8.1	13.3	U,G
15065-10-8	Th-234	0.9 +/- 1.4	2.4	U,G
14913-50-9	Tl-208	0.43 +/- 0.12	0.13	G
15117-96-1	U-235	0.25 +/- 0.40	0.66	U,G
13982-39-3	Zn-65	0.39 +/- 0.31	0.48	U,G

Comments:

Qualifiers/Flags:

U - Result is less than the sample specific MDC or less than the associated TPU
Y1 - Chemical Yield is in control at 100-110%. Quantitative Yield is assumed.
Y2 - Chemical Yield outside default limits.
LT - Result is less than Requested MDC, greater than sample specific MDC.
M3 - The requested MDC was not met, but the reported activity is greater than the reported MDC.
M - The requested MDC was not met.
SQ - Spectral quality prevents accurate quantitation.
SI - Nuclide identification and/or quantitation is tentative.
TI - Nuclide identification is tentative.
R - Nuclide has exceeded 8 halflives.
G - Sample density differs by more than 15% of LCS density.

Abbreviations:

TPU - Total Propagated Uncertainty (see PAI SOP 743)
MDC - Minimum Detectable Concentration (see PAI SOP 709)
BDL - Below Detection Limit

Data Package ID: *GSS0408002-1*

Gamma Spectroscopy Results

PAI 713 Rev 8

Sample Duplicate Results

Lab Name: Paragon Analytics
Work Order Number: 0408002
Client Name: New World Technologies
ClientProject ID: Ravenna GA00563

Field ID: RBS-17
Lab ID: 0408002-1DUP

Library: FANP

Sample Matrix: SOIL
Prep SOP: PAI 739 Rev 8
Date Collected: 27-Jul-04
Date Prepared: 09-Aug-04
Date Analyzed: 12-Aug-04

Prep Batch: GS040809-2
QCBatchID: GS040809-2-1
Run ID: GS040809-2A
Count Time: 30 minutes
Report Basis: Dry Weight

Final Aliquot: 357 g
Prep Basis: Dry Weight
Moisture(%): NA
Result Units: pCi/g
File Name: 041381D08A

CASNO	Target Nuclide	Result +/- 2 s TPU	MDC	Lab Qualifier
14331-83-0	Ac-228	0.95 +/- 0.29	0.48	LT,G
14391-76-5	Ag-110m	0.046 +/- 0.091	0.144	U,G
14682-66-7	Al-26	-0.035 +/- 0.063	0.148	U,G
14596-10-2	Am-241	0.12 +/- 0.13	0.22	U,G
13966-02-4	Be-7	0.17 +/- 0.60	1.07	U,G
14913-49-6	Bi-212	1.5 +/- 1.2	1.9	U,G
14733-03-0	Bi-214	0.78 +/- 0.22	0.25	G,J
13982-30-4	Ce-139	0.047 +/- 0.052	0.084	U,G
14762-78-8	Ce-144	0.17 +/- 0.29	0.49	U,G
14093-03-9	Co-56	0.30 +/- 0.17	0.22	G,TI
13981-50-5	Co-57	0.014 +/- 0.037	0.063	U,G
13981-38-9	Co-58	-0.045 +/- 0.074	0.151	U,G
10198-40-0	Co-60	-0.031 +/- 0.071	0.149	U,G

Comments:

Qualifiers/Flags:

U - Result is less than the sample specific MDC or less than the associated TPU.
Y1 - Chemical Yield is in control at 100-110%. Quantitative yield is assumed.
Y2 - Chemical Yield outside default limits.
LT - Result is less than Requested MDC, greater than sample specific MDC.
M - The requested MDC was not met.
M3 - The requested MDC was not met, but thereported activity is greater than the reported MDC.
W - DER is greater than Warning Limit of 1.42
D - DER is greater than Control Limit of 2.13

SQ - Spectral quality prevents accurate quantitation.
SI - Nuclide identification and/or quantitation is tentative.
TI - Nuclide identification is tentative.
R - Nuclide has exceeded 8 halflives.
G - Sample density differs by more than 15% of LCS density.

Abbreviations:

TPU - Total Propagated Uncertainty (see PAI SOP 743)
MDC - Minimum Detectable Concentration (see PAI SOP 709)
BDL - Below Detection Limit

Data Package ID: *GSS0408002-1*

Gamma Spectroscopy Results

PAI 713 Rev 8

Sample Duplicate Results

Lab Name: Paragon Analytics
Work Order Number: 0408002
Client Name: New World Technologies
ClientProject ID: Ravenna GA00563

Field ID: RBS-17
Lab ID: 0408002-1DUP

Library: FANP

Sample Matrix: SOIL
Prep SOP: PAI 739 Rev 8
Date Collected: 27-Jul-04
Date Prepared: 09-Aug-04
Date Analyzed: 12-Aug-04

Prep Batch: GS040809-2
QCBatchID: GS040809-2-1
Run ID: GS040809-2A
Count Time: 30 minutes
Report Basis: Dry Weight

Final Aliquot: 357 g
Prep Basis: Dry Weight
Moisture(%): NA
Result Units: pCi/g
File Name: 041381D08A

CASNO	Target Nuclide	Result +/- 2 s TPU	MDC	Lab Qualifier
14392-02-0	Cr-51	-0.50 +/- 0.75	1.42	U,G
13967-70-9	Cs-134	-0.013 +/- 0.076	0.139	U,G
10045-97-3	Cs-137	0.182 +/- 0.093	0.122	G
14683-23-9	Eu-152	-0.15 +/- 0.38	0.78	U,G
15585-10-1	Eu-154	-0.16 +/- 0.38	0.76	U,G
14391-16-3	Eu-155	0.10 +/- 0.14	0.24	U,G
14596-12-4	Fe-59	-0.02 +/- 0.20	0.37	U,G
10043-66-0	I-131	0.07 +/- 0.22	0.38	U,G
13966-00-2	K-40	17.6 +/- 3.2	1.4	G
13966-31-9	Mn-54	-0.008 +/- 0.068	0.130	U,G
13966-32-0	Na-22	0.027 +/- 0.069	0.125	U,G
14681-63-1	Nb-94	-0.005 +/- 0.060	0.114	U,G
13967-76-5	Nb-95	-0.006 +/- 0.069	0.132	U,G

Comments:

Qualifiers/Flags:

U - Result is less than the sample specific MDC or less than the associated TPU.
Y1 - Chemical Yield is in control at 100-110%. Quantitative yield is assumed.
Y2 - Chemical Yield outside default limits.
LT - Result is less than Requested MDC, greater than sample specific MDC.
M - The requested MDC was not met.
M3 - The requested MDC was not met, but thereported activity is greater than the reported MDC.
W - DER is greater than Warning Limit of 1.42
D - DER is greater than Control Limit of 2.13
SQ - Spectral quality prevents accurate quantitation.
SI - Nuclide identification and/or quantitation is tentative.
TI - Nuclide identification is tentative.
R - Nuclide has exceeded 8 halflives.
G - Sample density differs by more than 15% of LCS density.

Abbreviations:

TPU - Total Propagated Uncertainty (see PAI SOP 743)
MDC - Minimum Detectable Concentration (see PAI SOP 709)
BDL - Below Detection Limit

Data Package ID: *GSS0408002-1*

Gamma Spectroscopy Results

PAI 713 Rev 8

Sample Duplicate Results

Lab Name: Paragon Analytics
Work Order Number: 0408002
Client Name: New World Technologies
ClientProject ID: Ravenna GA00563

Field ID: RBS-17
Lab ID: 0408002-1DUP

Library: FANP

Sample Matrix: SOIL
Prep SOP: PAI 739 Rev 8
Date Collected: 27-Jul-04
Date Prepared: 09-Aug-04
Date Analyzed: 12-Aug-04

Prep Batch: GS040809-2
QCBatchID: GS040809-2-1
Run ID: GS040809-2A
Count Time: 30 minutes
Report Basis: Dry Weight

Final Aliquot: 357 g
Prep Basis: Dry Weight
Moisture(%): NA
Result Units: pCi/g
File Name: 041381D08A

CASNO	Target Nuclide	Result +/- 2 s TPU	MDC	Lab Qualifier
15100-28-4	Pa-234m	5 +/- 12	21	U,G
15092-94-1	Pb-212	1.22 +/- 0.24	0.19	G
15067-28-4	Pb-214	0.89 +/- 0.20	0.21	G,J
13967-48-1	Ru-106	-0.13 +/- 0.67	1.25	U,G
14683-10-4	Sb-124	-0.015 +/- 0.089	0.163	U,G
14234-35-6	Sb-125	0.12 +/- 0.14	0.27	U,G
13967-63-0	Sc-46	-0.047 +/- 0.084	0.168	U,G
15623-47-9	Th-227	-0.07 +/- 0.36	0.66	U,G
15065-10-8	Th-234	1.4 +/- 1.1	1.7	U,G
14913-50-9	Tl-208	0.44 +/- 0.12	0.12	G
15117-96-1	U-235	-0.12 +/- 0.31	0.56	U,G
13982-39-3	Zn-65	-0.08 +/- 0.34	0.61	U,G

Comments:

Qualifiers/Flags:

U - Result is less than the sample specific MDC or less than the associated TPU.
Y1 - Chemical Yield is in control at 100-110%. Quantitative yield is assumed.
Y2 - Chemical Yield outside default limits.
LT - Result is less than Requested MDC, greater than sample specific MDC.
M - The requested MDC was not met.
M3 - The requested MDC was not met, but thereported activity is greater than the reported MDC.
W - DER is greater than Warning Limit of 1.42
D - DER is greater than Control Limit of 2.13
SQ - Spectral quality prevents accurate quantitation.
SI - Nuclide identification and/or quantitation is tentative.
TI - Nuclide identification is tentative.
R - Nuclide has exceeded 8 halflives.
G - Sample density differs by more than 15% of LCS density.

Abbreviations:
TPU - Total Propagated Uncertainty (see PAI SOP 743)
MDC - Minimum Detectable Concentration (see PAI SOP 709)
BDL - Below Detection Limit

Data Package ID: *GSS0408002-1*

Gamma Spectroscopy Results

PAI 713 Rev 8

Sample Results

Lab Name: Paragon Analytics
Work Order Number: 0408002
Client Name: New World Technologies
ClientProject ID: Ravenna GA00563

Field ID: RBS-18
Lab ID: 0408002-2

Library: FANP

Sample Matrix: SOIL
Prep SOP: PAI 739 Rev 8
Date Collected: 27-Jul-04
Date Prepared: 09-Aug-04
Date Analyzed: 12-Aug-04

Prep Batch: GS040809-2
QCBatchID: GS040809-2-1
Run ID: GS040809-2A
Count Time: 30 minutes
Report Basis: Dry Weight

Final Aliquot: 368 g
Prep Basis: Dry Weight
Moisture(%): NA
Result Units: pCi/g
File Name: 041380D08A

CASNO	Target Nuclide	Result +/- 2 s TPU	MDC	Lab Qualifier
14331-83-0	Ac-228	0.88 +/- 0.28	0.39	LT,G
14391-76-5	Ag-110m	0 +/- 0.11	0.19	U,G
14682-66-7	Al-26	0.020 +/- 0.029	0.027	U,G
14596-10-2	Am-241	0.03 +/- 0.13	0.22	U,G
13966-02-4	Be-7	-0.41 +/- 0.59	1.16	U,G
14913-49-6	Bi-212	2.0 +/- 1.1	1.5	G
14733-03-0	Bi-214	0.70 +/- 0.24	0.29	G,J
13982-30-4	Ce-139	0.020 +/- 0.048	0.082	U,G
14762-78-8	Ce-144	-0.04 +/- 0.29	0.51	U,G
14093-03-9	Co-56	0.17 +/- 0.19	0.30	U,G
13981-50-5	Co-57	-0.014 +/- 0.037	0.067	U,G
13981-38-9	Co-58	0 +/- 0.070	0.132	U,G
10198-40-0	Co-60	-0.015 +/- 0.076	0.151	U,G
14392-02-0	Cr-51	-0.22 +/- 0.62	1.17	U,G
13967-70-9	Cs-134	0.036 +/- 0.068	0.115	U,G

Comments:

Qualifiers/Flags:

U - Result is less than the sample specific MDC or less than the associated TPU

Y1 - Chemical Yield is in control at 100-110%. Quantitative Yield is assumed.

Y2 - Chemical Yield outside default limits.

LT - Result is less than Requested MDC, greater than sample specific MDC.

M3 - The requested MDC was not met, but the reported activity is greater than the reported MDC.

M - The requested MDC was not met.

SQ - Spectral quality prevents accurate quantitation.

SI - Nuclide identification and/or quantitation is tentative.

TI - Nuclide identification is tentative.

R - Nuclide has exceeded 8 halflives.

G - Sample density differs by more than 15% of LCS density.

Abbreviations:

TPU - Total Propagated Uncertainty (see PAI SOP 743)

MDC - Minimum Detectable Concentration (see PAI SOP 709)

BDL - Below Detection Limit

Data Package ID: *GSS0408002-1*

Gamma Spectroscopy Results

PAI 713 Rev 8

Sample Results

Lab Name: Paragon Analytics
Work Order Number: 0408002
Client Name: New World Technologies
ClientProject ID: Ravenna GA00563

Field ID: RBS-18
Lab ID: 0408002-2

Library: FANP

Sample Matrix: SOIL
Prep SOP: PAI 739 Rev 8
Date Collected: 27-Jul-04
Date Prepared: 09-Aug-04
Date Analyzed: 12-Aug-04

Prep Batch: GS040809-2
QCBatchID: GS040809-2-1
Run ID: GS040809-2A
Count Time: 30 minutes
Report Basis: Dry Weight

Final Aliquot: 368 g
Prep Basis: Dry Weight
Moisture(%): NA
Result Units: pCi/g
File Name: 041380D08A

CASNO	Target Nuclide	Result +/- 2 s TPU	MDC	Lab Qualifier
10045-97-3	Cs-137	0.34 +/- 0.11	0.12	G
14683-23-9	Eu-152	-0.03 +/- 0.27	0.56	U,G
15585-10-1	Eu-154	-0.04 +/- 0.42	0.79	U,G
14391-16-3	Eu-155	0.12 +/- 0.15	0.25	U,G
14596-12-4	Fe-59	-0.09 +/- 0.20	0.39	U,G
10043-66-0	I-131	0.02 +/- 0.21	0.38	U,G
13966-00-2	K-40	18.7 +/- 3.4	1.7	G
13966-31-9	Mn-54	-0.017 +/- 0.062	0.123	U,G
13966-32-0	Na-22	0.006 +/- 0.090	0.168	U,G
14681-63-1	Nb-94	0.019 +/- 0.068	0.120	U,G
13967-76-5	Nb-95	0.018 +/- 0.079	0.141	U,G
15100-28-4	Pa-234m	-4 +/- 12	25	U,G
15092-94-1	Pb-212	1.18 +/- 0.24	0.21	G
15067-28-4	Pb-214	0.87 +/- 0.20	0.22	G,J
13967-48-1	Ru-106	-0.09 +/- 0.54	1.04	U,G

Comments:

Qualifiers/Flags:

U - Result is less than the sample specific MDC or less than the associated TPU

Y1 - Chemical Yield is in control at 100-110%. Quantitative Yield is assumed.

Y2 - Chemical Yield outside default limits.

LT - Result is less than Requested MDC, greater than sample specific MDC.

M3 - The requested MDC was not met, but the reported activity is greater than the reported MDC.

M - The requested MDC was not met.

SQ - Spectral quality prevents accurate quantitation.

SI - Nuclide identification and/or quantitation is tentative.

TI - Nuclide identification is tentative.

R - Nuclide has exceeded 8 halflives.

G - Sample density differs by more than 15% of LCS density.

Abbreviations:

TPU - Total Propagated Uncertainty (see PAI SOP 743)

MDC - Minimum Detectable Concentration (see PAI SOP 709)

BDL - Below Detection Limit

Data Package ID: *GSS0408002-1*

Gamma Spectroscopy Results

PAI 713 Rev 8

Sample Results

Lab Name: Paragon Analytics
Work Order Number: 0408002
Client Name: New World Technologies
ClientProject ID: Ravenna GA00563

Field ID: RBS-18
Lab ID: 0408002-2

Library: FANP

Sample Matrix: SOIL
Prep SOP: PAI 739 Rev 8
Date Collected: 27-Jul-04
Date Prepared: 09-Aug-04
Date Analyzed: 12-Aug-04

Prep Batch: GS040809-2
QCBatchID: GS040809-2-1
Run ID: GS040809-2A
Count Time: 30 minutes
Report Basis: Dry Weight

Final Aliquot: 368 g
Prep Basis: Dry Weight
Moisture(%): NA
Result Units: pCi/g
File Name: 041380D08A

CASNO	Target Nuclide	Result +/- 2 s TPU	MDC	Lab Qualifier
14683-10-4	Sb-124	-0.045 +/- 0.081	0.156	U,G
14234-35-6	Sb-125	0.16 +/- 0.17	0.28	U,G
13967-63-0	Sc-46	0.032 +/- 0.072	0.125	U,G
15623-47-9	Th-227	0.33 +/- 0.35	0.56	U,G
15065-10-8	Th-234	1.8 +/- 1.0	1.5	G,TI
14913-50-9	Tl-208	0.33 +/- 0.11	0.12	G
15117-96-1	U-235	-0.04 +/- 0.29	0.51	U,G
13982-39-3	Zn-65	-0.21 +/- 0.19	0.40	U,G

Comments:

Qualifiers/Flags:

U - Result is less than the sample specific MDC or less than the associated TPU

Y1 - Chemical Yield is in control at 100-110%. Quantitative Yield is assumed.

Y2 - Chemical Yield outside default limits.

LT - Result is less than Requested MDC, greater than sample specific MDC.

M3 - The requested MDC was not met, but the reported activity is greater than the reported MDC.

M - The requested MDC was not met.

SQ - Spectral quality prevents accurate quantitation.

SI - Nuclide identification and/or quantitation is tentative.

TI - Nuclide identification is tentative.

R - Nuclide has exceeded 8 halflives.

G - Sample density differs by more than 15% of LCS density.

Abbreviations:

TPU - Total Propagated Uncertainty (see PAI SOP 743)

MDC - Minimum Detectable Concentration (see PAI SOP 709)

BDL - Below Detection Limit

Data Package ID: *GSS0408002-1*

Gamma Spectroscopy Results

PAI 713 Rev 8

Sample Results

Lab Name: Paragon Analytics
Work Order Number: 0408002
Client Name: New World Technologies
ClientProject ID: Ravenna GA00563

Field ID: RBS-19
Lab ID: 0408002-3

Library: FANP

Sample Matrix: SOIL
Prep SOP: PAI 739 Rev 8
Date Collected: 27-Jul-04
Date Prepared: 09-Aug-04
Date Analyzed: 12-Aug-04

Prep Batch: GS040809-2
QCBatchID: GS040809-2-1
Run ID: GS040809-2A
Count Time: 30 minutes
Report Basis: Dry Weight

Final Aliquot: 374 g
Prep Basis: Dry Weight
Moisture(%): NA
Result Units: pCi/g
File Name: 040247D05A

CASNO	Target Nuclide	Result +/- 2 s TPU	MDC	Lab Qualifier
14331-83-0	Ac-228	1.07 +/- 0.35	0.46	G
14391-76-5	Ag-110m	-0.07 +/- 0.11	0.22	U,G
14682-66-7	Al-26	-0.018 +/- 0.042	0.105	U,G
14596-10-2	Am-241	-0.17 +/- 0.59	1.07	U,G
13966-02-4	Be-7	0.55 +/- 0.69	1.14	U,G
14913-49-6	Bi-212	1.30 +/- 0.95	1.39	U,G
14733-03-0	Bi-214	0.80 +/- 0.23	0.24	G,J
13982-30-4	Ce-139	0.007 +/- 0.051	0.090	U,G
14762-78-8	Ce-144	0.06 +/- 0.36	0.62	U,G
14093-03-9	Co-56	0.13 +/- 0.18	0.30	U,G
13981-50-5	Co-57	-0.006 +/- 0.055	0.097	U,G
13981-38-9	Co-58	0.005 +/- 0.082	0.150	U,G
10198-40-0	Co-60	0.045 +/- 0.088	0.151	U,G
14392-02-0	Cr-51	0.03 +/- 0.61	1.10	U,G
13967-70-9	Cs-134	-0.042 +/- 0.070	0.134	U,G

Comments:

Qualifiers/Flags:

U - Result is less than the sample specific MDC or less than the associated TPU

Y1 - Chemical Yield is in control at 100-110%. Quantitative Yield is assumed.

Y2 - Chemical Yield outside default limits.

LT - Result is less than Requested MDC, greater than sample specific MDC.

M3 - The requested MDC was not met, but the reported activity is greater than the reported MDC.

M - The requested MDC was not met.

SQ - Spectral quality prevents accurate quantitation.

SI - Nuclide identification and/or quantitation is tentative.

TI - Nuclide identification is tentative.

R - Nuclide has exceeded 8 halflives.

G - Sample density differs by more than 15% of LCS density.

Abbreviations:

TPU - Total Propagated Uncertainty (see PAI SOP 743)

MDC - Minimum Detectable Concentration (see PAI SOP 709)

BDL - Below Detection Limit

Data Package ID: *GSS0408002-1*

Gamma Spectroscopy Results

PAI 713 Rev 8

Sample Results

Lab Name: Paragon Analytics
Work Order Number: 0408002
Client Name: New World Technologies
ClientProject ID: Ravenna GA00563

Field ID: RBS-19
Lab ID: 0408002-3

Library: FANP

Sample Matrix: SOIL
Prep SOP: PAI 739 Rev 8
Date Collected: 27-Jul-04
Date Prepared: 09-Aug-04
Date Analyzed: 12-Aug-04

Prep Batch: GS040809-2
QCBatchID: GS040809-2-1
Run ID: GS040809-2A
Count Time: 30 minutes
Report Basis: Dry Weight

Final Aliquot: 374 g
Prep Basis: Dry Weight
Moisture(%): NA
Result Units: pCi/g
File Name: 040247D05A

CASNO	Target Nuclide	Result +/- 2 s TPU	MDC	Lab Qualifier
10045-97-3	Cs-137	0.18 +/- 0.10	0.14	G
14683-23-9	Eu-152	-0.37 +/- 0.38	0.83	U,G
15585-10-1	Eu-154	-0.19 +/- 0.38	0.76	U,G
14391-16-3	Eu-155	-0.06 +/- 0.22	0.39	U,G
14596-12-4	Fe-59	-0.03 +/- 0.16	0.32	U,G
10043-66-0	I-131	0.03 +/- 0.23	0.42	U,G
13966-00-2	K-40	16.1 +/- 3.0	1.6	G
13966-31-9	Mn-54	0.043 +/- 0.075	0.126	U,G
13966-32-0	Na-22	0.055 +/- 0.090	0.151	U,G
14681-63-1	Nb-94	-0.023 +/- 0.067	0.127	U,G
13967-76-5	Nb-95	0.011 +/- 0.079	0.142	U,G
15100-28-4	Pa-234m	10 +/- 13	21	U,G
15092-94-1	Pb-212	1.24 +/- 0.24	0.20	G
15067-28-4	Pb-214	0.74 +/- 0.19	0.25	G,J
13967-48-1	Ru-106	0.09 +/- 0.65	1.16	U,G

Comments:

Qualifiers/Flags:

U - Result is less than the sample specific MDC or less than the associated TPU

Y1 - Chemical Yield is in control at 100-110%. Quantitative Yield is assumed.

Y2 - Chemical Yield outside default limits.

LT - Result is less than Requested MDC, greater than sample specific MDC.

M3 - The requested MDC was not met, but the reported activity is greater than the reported MDC.

M - The requested MDC was not met.

SQ - Spectral quality prevents accurate quantitation.

SI - Nuclide identification and/or quantitation is tentative.

TI - Nuclide identification is tentative.

R - Nuclide has exceeded 8 halflives.

G - Sample density differs by more than 15% of LCS density.

Abbreviations:

TPU - Total Propagated Uncertainty (see PAI SOP 743)

MDC - Minimum Detectable Concentration (see PAI SOP 709)

BDL - Below Detection Limit

Data Package ID: *GSS0408002-1*

Gamma Spectroscopy Results

PAI 713 Rev 8

Sample Results

Lab Name: Paragon Analytics
Work Order Number: 0408002
Client Name: New World Technologies
ClientProject ID: Ravenna GA00563

Field ID: RBS-19
Lab ID: 0408002-3

Library: FANP

Sample Matrix: SOIL
Prep SOP: PAI 739 Rev 8
Date Collected: 27-Jul-04
Date Prepared: 09-Aug-04
Date Analyzed: 12-Aug-04

Prep Batch: GS040809-2
QCBatchID: GS040809-2-1
Run ID: GS040809-2A
Count Time: 30 minutes
Report Basis: Dry Weight

Final Aliquot: 374 g
Prep Basis: Dry Weight
Moisture(%): NA
Result Units: pCi/g
File Name: 040247D05A

CASNO	Target Nuclide	Result +/- 2 s TPU	MDC	Lab Qualifier
14683-10-4	Sb-124	-0.015 +/- 0.079	0.147	U,G
14234-35-6	Sb-125	0.04 +/- 0.17	0.29	U,G
13967-63-0	Sc-46	0.110 +/- 0.087	0.130	U,G
15623-47-9	Th-227	0.07 +/- 0.62	1.06	U,G
15065-10-8	Th-234	1.0 +/- 1.1	1.8	U,G
14913-50-9	Tl-208	0.38 +/- 0.12	0.12	G
15117-96-1	U-235	0.19 +/- 0.39	0.66	U,G
13982-39-3	Zn-65	0.03 +/- 0.19	0.34	U,G

Comments:

Qualifiers/Flags:

U - Result is less than the sample specific MDC or less than the associated TPU

Y1 - Chemical Yield is in control at 100-110%. Quantitative Yield is assumed.

Y2 - Chemical Yield outside default limits.

LT - Result is less than Requested MDC, greater than sample specific MDC.

M3 - The requested MDC was not met, but the reported activity is greater than the reported MDC.

M - The requested MDC was not met.

SQ - Spectral quality prevents accurate quantitation.

SI - Nuclide identification and/or quantitation is tentative.

TI - Nuclide Identification is tentative.

R - Nuclide has exceeded 8 halflives.

G - Sample density differs by more than 15% of LCS density.

Abbreviations:

TPU - Total Propagated Uncertainty (see PAI SOP 743)

MDC - Minimum Detectable Concentration (see PAI SOP 709)

BDL - Below Detection Limit

Data Package ID: *GSS0408002-1*

Gamma Spectroscopy Results

PAI 713 Rev 8

Sample Duplicate Results

Lab Name: Paragon Analytics
Work Order Number: 0408002
Client Name: New World Technologies
ClientProject ID: Ravenna GA00563

Field ID: RBS-19
Lab ID: 0408002-3DUP

Library: FANP

Sample Matrix: SOIL
Prep SOP: PAI 739 Rev 8
Date Collected: 27-Jul-04
Date Prepared: 09-Aug-04
Date Analyzed: 12-Aug-04

Prep Batch: GS040809-2
QCBatchID: GS040809-2-1
Run ID: GS040809-2A
Count Time: 30 minutes
Report Basis: Dry Weight

Final Aliquot: 374 g
Prep Basis: Dry Weight
Moisture(%): NA
Result Units: pCi/g
File Name: 041382D08A

CASNO	Target Nuclide	Result +/- 2 s TPU	MDC	Lab Qualifier
14331-83-0	Ac-228	1.17 +/- 0.31	0.48	G
14391-76-5	Ag-110m	-0.002 +/- 0.049	0.095	U,G
14682-66-7	Al-26	0.020 +/- 0.067	0.127	U,G
14596-10-2	Am-241	-0.02 +/- 0.12	0.21	U,G
13966-02-4	Be-7	-0.24 +/- 0.57	1.10	U,G
14913-49-6	Bi-212	1.3 +/- 1.1	1.8	U,G
14733-03-0	Bi-214	0.84 +/- 0.24	0.26	G,J
13982-30-4	Ce-139	-0.024 +/- 0.050	0.091	U,G
14762-78-8	Ce-144	0 +/- 0.29	0.51	U,G
14093-03-9	Co-56	0.04 +/- 0.17	0.31	U,G
13981-50-5	Co-57	0.030 +/- 0.036	0.058	U,G
13981-38-9	Co-58	0 +/- 0.071	0.134	U,G
10198-40-0	Co-60	0.028 +/- 0.060	0.107	U,G

Comments:

Qualifiers/Flags:

U - Result is less than the sample specific MDC or less than the associated TPU.
Y1 - Chemical Yield is in control at 100-110%. Quantitative yield is assumed.
Y2 - Chemical Yield outside default limits.
LT - Result is less than Requested MDC, greater than sample specific MDC.
M - The requested MDC was not met.
M3 - The requested MDC was not met, but thereported activity is greater than the reported MDC.
W - DER is greater than Warning Limit of 1.42
D - DER is greater than Control Limit of 2.13

SQ - Spectral quality prevents accurate quantitation.
SI - Nuclide identification and/or quantitation is tentative.
TI - Nuclide identification is tentative.
R - Nuclide has exceeded 8 halflives.
G - Sample density differs by more than 15% of LCS density.

Abbreviations:
TPU - Total Propagated Uncertainty (see PAI SOP 743)
MDC - Minimum Detectable Concentration (see PAI SOP 709)
BDL - Below Detection Limit

Data Package ID: *GSS0408002-1*

Gamma Spectroscopy Results

PAI 713 Rev 8

Sample Duplicate Results

Lab Name: Paragon Analytics
Work Order Number: 0408002
Client Name: New World Technologies
ClientProject ID: Ravenna GA00563

Field ID: RBS-19
Lab ID: 0408002-3DUP

Library: FANP

Sample Matrix: SOIL
Prep SOP: PAI 739 Rev 8
Date Collected: 27-Jul-04
Date Prepared: 09-Aug-04
Date Analyzed: 12-Aug-04

Prep Batch: GS040809-2
QCBatchID: GS040809-2-1
Run ID: GS040809-2A
Count Time: 30 minutes
Report Basis: Dry Weight

Final Aliquot: 374 g
Prep Basis: Dry Weight
Moisture(%): NA
Result Units: pCi/g
File Name: 041382D08A

CASNO	Target Nuclide	Result +/- 2 s TPU	MDC	Lab Qualifier
14392-02-0	Cr-51	0.05 +/- 0.64	1.14	U,G
13967-70-9	Cs-134	-0.025 +/- 0.070	0.131	U,G
10045-97-3	Cs-137	0.194 +/- 0.083	0.096	G
14683-23-9	Eu-152	0.30 +/- 0.39	0.64	U,G
15585-10-1	Eu-154	0.07 +/- 0.33	0.61	U,G
14391-16-3	Eu-155	0.18 +/- 0.15	0.22	U,G
14596-12-4	Fe-59	0.03 +/- 0.17	0.31	U,G
10043-66-0	I-131	-0.01 +/- 0.20	0.36	U,G
13966-00-2	K-40	17.7 +/- 3.2	1.2	G
13966-31-9	Mn-54	0.050 +/- 0.060	0.096	U,G
13966-32-0	Na-22	-0.040 +/- 0.081	0.165	U,G
14681-63-1	Nb-94	-0.033 +/- 0.064	0.125	U,G
13967-76-5	Nb-95	0 +/- 0.075	0.139	U,G

Comments:

Qualifiers/Flags:

U - Result is less than the sample specific MDC or less than the associated TPU.
Y1 - Chemical Yield is in control at 100-110%. Quantitative yield is assumed.
Y2 - Chemical Yield outside default limits.
LT - Result is less than Requested MDC, greater than sample specific MDC.
M - The requested MDC was not met.
M3 - The requested MDC was not met, but thereported activity is greater than the reported MDC.
W - DER is greater than Warning Limit of 1.42
D - DER is greater than Control Limit of 2.13

SQ - Spectral quality prevents accurate quantitation.
SI - Nuclide identification and/or quantitation is tentative.
TI - Nuclide identification is tentative.
R - Nuclide has exceeded 8 hatlives.
G - Sample density differs by more than 15% of LCS density.

Abbreviations:

TPU - Total Propagated Uncertainty (see PAI SOP 743)
MDC - Minimum Detectable Concentration (see PAI SOP 709)
BDL - Below Detection Limit

Data Package ID: *GSS0408002-1*

Gamma Spectroscopy Results

PAI 713 Rev 8

Sample Duplicate Results

Lab Name: Paragon Analytics
Work Order Number: 0408002
Client Name: New World Technologies
ClientProject ID: Ravenna GA00563

Field ID: RBS-19
Lab ID: 0408002-3DUP

Library: FANP

Sample Matrix: SOIL
Prep SOP: PAI 739 Rev 8
Date Collected: 27-Jul-04
Date Prepared: 09-Aug-04
Date Analyzed: 12-Aug-04

Prep Batch: GS040809-2
QCBatchID: GS040809-2-1
Run ID: GS040809-2A
Count Time: 30 minutes
Report Basis: Dry Weight

Final Aliquot: 374 g
Prep Basis: Dry Weight
Moisture(%): NA
Result Units: pCi/g
File Name: 041382D08A

CASNO	Target Nuclide	Result +/- 2 s TPU	MDC	Lab Qualifier
15100-28-4	Pa-234m	-5 +/- 11	22	U,G
15092-94-1	Pb-212	1.27 +/- 0.23	0.16	G
15067-28-4	Pb-214	0.92 +/- 0.20	0.21	G,J
13967-48-1	Ru-106	-0.01 +/- 0.56	1.05	U,G
14683-10-4	Sb-124	0.003 +/- 0.081	0.147	U,G
14234-35-6	Sb-125	-0.05 +/- 0.16	0.30	U,G
13967-63-0	Sc-46	-0.010 +/- 0.074	0.141	U,G
15623-47-9	Th-227	-0.05 +/- 0.43	0.76	U,G
15065-10-8	Th-234	1.51 +/- 0.77	1.53	U,G
14913-50-9	Tl-208	0.264 +/- 0.099	0.116	G
15117-96-1	U-235	0 +/- 0.27	0.48	U,G
13982-39-3	Zn-65	0.06 +/- 0.32	0.56	U,G

Comments:

Qualifiers/Flags:

U - Result is less than the sample specific MDC or less than the associated TPU.
Y1 - Chemical Yield is in control at 100-110%. Quantitative yield is assumed.
Y2 - Chemical Yield outside default limits.
LT - Result is less than Requested MDC, greater than sample specific MDC.
M - The requested MDC was not met.
M3 - The requested MDC was not met, but thereported activity is greater than the reported MDC.
W - DER is greater than Warning Limit of 1.42
D - DER is greater than Control Limit of 2.13

SQ - Spectral quality prevents accurate quantitation.
SI - Nuclide identification and/or quantitation is tentative.
TI - Nuclide identification is tentative.
R - Nuclide has exceeded 8 halflives.
G - Sample density differs by more than 15% of LCS density.

Abbreviations:
TPU - Total Propagated Uncertainty (see PAI SOP 743)
MDC - Minimum Detectable Concentration (see PAI SOP 709)
BDL - Below Detection Limit

Data Package ID: *GSS0408002-1*

Gamma Spectroscopy Results

PAI 713 Rev 8

Sample Results

Lab Name: Paragon Analytics
Work Order Number: 0408002
Client Name: New World Technologies
ClientProject ID: Ravenna GA00563

Field ID: RBS-20
Lab ID: 0408002-4

Library: FANP

Sample Matrix: SOIL
Prep SOP: PAI 739 Rev 8
Date Collected: 27-Jul-04
Date Prepared: 09-Aug-04
Date Analyzed: 12-Aug-04

Prep Batch: GS040809-2
QCBatchID: GS040809-2-1
Run ID: GS040809-2A
Count Time: 30 minutes
Report Basis: Dry Weight

Final Aliquot: 357 g
Prep Basis: Dry Weight
Moisture(%): NA
Result Units: pCi/g
File Name: 040248D05A

CASNO	Target Nuclide	Result +/- 2 s TPU	MDC	Lab Qualifier
14331-83-0	Ac-228	1.30 +/- 0.35	0.51	G
14391-76-5	Ag-110m	-0.100 +/- 0.077	0.158	U,G
14682-66-7	Al-26	0.019 +/- 0.058	0.110	U,G
14596-10-2	Am-241	0.15 +/- 0.67	1.16	U,G
13966-02-4	Be-7	0.58 +/- 0.72	1.17	U,G
14913-49-6	Bi-212	1.5 +/- 1.1	1.7	U,G
14733-03-0	Bi-214	0.72 +/- 0.24	0.29	G,J
13982-30-4	Ce-139	0.029 +/- 0.057	0.096	U,G
14762-78-8	Ce-144	0.16 +/- 0.39	0.66	U,G
14093-03-9	Co-56	0.14 +/- 0.18	0.29	U,G
13981-50-5	Co-57	0.026 +/- 0.054	0.092	U,G
13981-38-9	Co-58	-0.006 +/- 0.081	0.150	U,G
10198-40-0	Co-60	0.011 +/- 0.082	0.152	U,G
14392-02-0	Cr-51	0.52 +/- 0.66	1.07	U,G
13967-70-9	Cs-134	0.01 +/- 0.11	0.18	U,G

Comments:

Qualifiers/Flags:

U - Result is less than the sample specific MDC or less than the associated TPU

Y1 - Chemical Yield is in control at 100-110%. Quantitative Yield is assumed.

Y2 - Chemical Yield outside default limits.

LT - Result is less than Requested MDC, greater than sample specific MDC.

M3 - The requested MDC was not met, but the reported activity is greater than the reported MDC.

M - The requested MDC was not met.

SQ - Spectral quality prevents accurate quantitation.

SI - Nuclide identification and/or quantitation is tentative.

TI - Nuclide identification is tentative.

R - Nuclide has exceeded 8 halflives.

G - Sample density differs by more than 15% of LCS density.

Abbreviations:

TPU - Total Propagated Uncertainty (see PAI SOP 743)

MDC - Minimum Detectable Concentration (see PAI SOP 709)

BDL - Below Detection Limit

Data Package ID: *GSS0408002-1*

Gamma Spectroscopy Results

PAI 713 Rev 8

Sample Results

Lab Name: Paragon Analytics
Work Order Number: 0408002
Client Name: New World Technologies
ClientProject ID: Ravenna GA00563

Field ID: RBS-20
Lab ID: 0408002-4

Library: FANP

Sample Matrix: SOIL
Prep SOP: PAI 739 Rev 8
Date Collected: 27-Jul-04
Date Prepared: 09-Aug-04
Date Analyzed: 12-Aug-04

Prep Batch: GS040809-2
QCBatchID: GS040809-2-1
Run ID: GS040809-2A
Count Time: 30 minutes
Report Basis: Dry Weight

Final Aliquot: 357 g
Prep Basis: Dry Weight
Moisture(%): NA
Result Units: pCi/g
File Name: 040248D05A

CASNO	Target Nuclide	Result +/- 2 s TPU	MDC	Lab Qualifier
10045-97-3	Cs-137	0.064 +/- 0.085	0.140	U,G
14683-23-9	Eu-152	0.27 +/- 0.39	0.64	U,G
15585-10-1	Eu-154	-0.03 +/- 0.45	0.83	U,G
14391-16-3	Eu-155	-0.02 +/- 0.24	0.43	U,G
14596-12-4	Fe-59	0.11 +/- 0.21	0.35	U,G
10043-66-0	I-131	-0.09 +/- 0.23	0.44	U,G
13966-00-2	K-40	20.8 +/- 3.5	1.5	G
13966-31-9	Mn-54	-0.037 +/- 0.083	0.158	U,G
13966-32-0	Na-22	0.045 +/- 0.086	0.147	U,G
14681-63-1	Nb-94	-0.082 +/- 0.077	0.154	U,G
13967-76-5	Nb-95	-0.061 +/- 0.095	0.185	U,G
15100-28-4	Pa-234m	-2 +/- 13	24	U,G
15092-94-1	Pb-212	1.02 +/- 0.23	0.23	G
15067-28-4	Pb-214	0.75 +/- 0.19	0.26	G,J
13967-48-1	Ru-106	0.23 +/- 0.67	1.17	U,G

Comments:

Qualifiers/Flags:

U - Result is less than the sample specific MDC or less than the associated TPU

Y1 - Chemical Yield is in control at 100-110%. Quantitative Yield is assumed.

Y2 - Chemical Yield outside default limits.

LT - Result is less than Requested MDC, greater than sample specific MDC.

M3 - The requested MDC was not met, but the reported activity is greater than the reported MDC.

M - The requested MDC was not met.

SQ - Spectral quality prevents accurate quantitation.

SI - Nuclide identification and/or quantitation is tentative.

TI - Nuclide identification is tentative.

R - Nuclide has exceeded 8 halflives.

G - Sample density differs by more than 15% of LCS density.

Abbreviations:

TPU - Total Propagated Uncertainty (see PAI SOP 743)

MDC - Minimum Detectable Concentration (see PAI SOP 709)

BDL - Below Detection Limit

Data Package ID: *GSS0408002-1*

Gamma Spectroscopy Results

PAI 713 Rev 8

Sample Results

Lab Name: Paragon Analytics
Work Order Number: 0408002
Client Name: New World Technologies
ClientProject ID: Ravenna GA00563

Field ID: RBS-20
Lab ID: 0408002-4

Library: FANP

Sample Matrix: SOIL
Prep SOP: PAI 739 Rev 8
Date Collected: 27-Jul-04
Date Prepared: 09-Aug-04
Date Analyzed: 12-Aug-04

Prep Batch: GS040809-2
QCBatchID: GS040809-2-1
Run ID: GS040809-2A
Count Time: 30 minutes
Report Basis: Dry Weight

Final Aliquot: 357 g
Prep Basis: Dry Weight
Moisture(%): NA
Result Units: pCi/g
File Name: 040248D05A

CASNO	Target Nuclide	Result +/- 2 s TPU	MDC	Lab Qualifier
14683-10-4	Sb-124	-0.021 +/- 0.086	0.160	U,G
14234-35-6	Sb-125	-0.06 +/- 0.19	0.35	U,G
13967-63-0	Sc-46	0.038 +/- 0.087	0.150	U,G
15623-47-9	Th-227	-0.11 +/- 0.41	0.74	U,G
15065-10-8	Th-234	0.55 +/- 0.98	1.65	U,G
14913-50-9	Tl-208	0.45 +/- 0.13	0.15	G
15117-96-1	U-235	0.03 +/- 0.39	0.68	U,G
13982-39-3	Zn-65	-0.36 +/- 0.24	0.48	U,G

Comments:

Qualifiers/Flags:

U - Result is less than the sample specific MDC or less than the associated TPU

Y1 - Chemical Yield is in control at 100-110%. Quantitative Yield is assumed.

Y2 - Chemical Yield outside default limits.

LT - Result is less than Requested MDC, greater than sample specific MDC.

M3 - The requested MDC was not met, but the reported activity is greater than the reported MDC.

M - The requested MDC was not met.

SQ - Spectral quality prevents accurate quantitation.

SI - Nuclide identification and/or quantitation is tentative.

TI - Nuclide identification is tentative.

R - Nuclide has exceeded 8 halflives.

G - Sample density differs by more than 15% of LCS density.

Abbreviations:

TPU - Total Propagated Uncertainty (see PAI SOP 743)

MDC - Minimum Detectable Concentration (see PAI SOP 709)

BDL - Below Detection Limit

Data Package ID: *GSS0408002-1*

Gamma Spectroscopy Results

PAI 713 Rev 8

Sample Results

Lab Name: Paragon Analytics
Work Order Number: 0408002
Client Name: New World Technologies
ClientProject ID: Ravenna GA00563

Field ID: RBS-21
Lab ID: 0408002-5

Library: FANP

Sample Matrix: SOIL
Prep SOP: PAI 739 Rev 8
Date Collected: 27-Jul-04
Date Prepared: 09-Aug-04
Date Analyzed: 13-Aug-04

Prep Batch: GS040809-2
QCBatchID: GS040809-2-1
Run ID: GS040809-2A
Count Time: 30 minutes
Report Basis: Dry Weight

Final Aliquot: 354 g
Prep Basis: Dry Weight
Moisture(%): NA
Result Units: pCi/g
File Name: 040251D05A

CASNO	Target Nuclide	Result +/- 2 s TPU	MDC	Lab Qualifier
14331-83-0	Ac-228	1.40 +/- 0.40	0.56	G
14391-76-5	Ag-110m	-0.030 +/- 0.092	0.176	U,G
14682-66-7	Al-26	-0.038 +/- 0.063	0.146	U,G
14596-10-2	Am-241	0 +/- 0.64	1.13	U,G
13966-02-4	Be-7	0.56 +/- 0.70	1.15	U,G
14913-49-6	Bi-212	1.2 +/- 1.0	1.5	U,G
14733-03-0	Bi-214	0.83 +/- 0.24	0.29	G,J
13982-30-4	Ce-139	-0.024 +/- 0.056	0.102	U,G
14762-78-8	Ce-144	0.13 +/- 0.43	0.74	U,G
14093-03-9	Co-56	0.17 +/- 0.19	0.31	U,G
13981-50-5	Co-57	-0.004 +/- 0.057	0.100	U,G
13981-38-9	Co-58	-0.005 +/- 0.080	0.149	U,G
10198-40-0	Co-60	-0.034 +/- 0.074	0.153	U,G
14392-02-0	Cr-51	0.38 +/- 0.67	1.13	U,G
13967-70-9	Cs-134	0.03 +/- 0.57	0.95	U,G

Comments:

Qualifiers/Flags:

U - Result is less than the sample specific MDC or less than the associated TPU

Y1 - Chemical Yield is in control at 100-110%. Quantitative Yield is assumed.

Y2 - Chemical Yield outside default limits.

LT - Result is less than Requested MDC, greater than sample specific MDC.

M3 - The requested MDC was not met, but the reported activity is greater than the reported MDC.

M - The requested MDC was not met.

SQ - Spectral quality prevents accurate quantitation.

SI - Nuclide identification and/or quantitation is tentative.

TI - Nuclide identification is tentative.

R - Nuclide has exceeded 8 halflives.

G - Sample density differs by more than 15% of LCS density.

Abbreviations:

TPU - Total Propagated Uncertainty (see PAI SOP 743)

MDC - Minimum Detectable Concentration (see PAI SOP 709)

BDL - Below Detection Limit

Data Package ID: *GSS0408002-1*

Gamma Spectroscopy Results

PAI 713 Rev 8

Sample Results

Lab Name: Paragon Analytics
Work Order Number: 0408002
Client Name: New World Technologies
ClientProject ID: Ravenna GA00563

Field ID: RBS-21
Lab ID: 0408002-5

Library: FANP

Sample Matrix: SOIL
Prep SOP: PAI 739 Rev 8
Date Collected: 27-Jul-04
Date Prepared: 09-Aug-04
Date Analyzed: 13-Aug-04

Prep Batch: GS040809-2
QCBatchID: GS040809-2-1
Run ID: GS040809-2A
Count Time: 30 minutes
Report Basis: Dry Weight

Final Aliquot: 354 g
Prep Basis: Dry Weight
Moisture(%): NA
Result Units: pCi/g
File Name: 040251D05A

CASNO	Target Nuclide	Result +/- 2 s TPU	MDC	Lab Qualifier
10045-97-3	Cs-137	0.64 +/- 0.16	0.14	G
14683-23-9	Eu-152	0.18 +/- 0.33	0.56	U,G
15585-10-1	Eu-154	0 +/- 0.40	0.75	U,G
14391-16-3	Eu-155	-0.02 +/- 0.23	0.41	U,G
14596-12-4	Fe-59	-0.15 +/- 0.21	0.42	U,G
10043-66-0	I-131	0.03 +/- 0.26	0.46	U,G
13966-00-2	K-40	15.3 +/- 2.9	1.5	G
13966-31-9	Mn-54	0.018 +/- 0.075	0.134	U,G
13966-32-0	Na-22	-0.042 +/- 0.087	0.175	U,G
14681-63-1	Nb-94	0.044 +/- 0.073	0.124	U,G
13967-76-5	Nb-95	0.060 +/- 0.093	0.155	U,G
15100-28-4	Pa-234m	-6 +/- 13	27	U,G
15092-94-1	Pb-212	0.97 +/- 0.23	0.26	G
15067-28-4	Pb-214	0.87 +/- 0.20	0.26	G,J
13967-48-1	Ru-106	-0.05 +/- 0.67	1.23	U,G

Comments:

Qualifiers/Flags:

U - Result is less than the sample specific MDC or less than the associated TPU

Y1 - Chemical Yield is in control at 100-110%. Quantitative Yield is assumed.

Y2 - Chemical Yield outside default limits.

LT - Result is less than Requested MDC, greater than sample specific MDC.

M3 - The requested MDC was not met, but the reported activity is greater than the reported MDC.

M - The requested MDC was not met.

SQ - Spectral quality prevents accurate quantitation.

SI - Nuclide identification and/or quantitation is tentative.

TI - Nuclide identification is tentative.

R - Nuclide has exceeded 8 halflives.

G - Sample density differs by more than 15% of LCS density.

Abbreviations:

TPU - Total Propagated Uncertainty (see PAI SOP 743)

MDC - Minimum Detectable Concentration (see PAI SOP 709)

BDL - Below Detection Limit

Data Package ID: *GSS0408002-1*

Gamma Spectroscopy Results

PAI 713 Rev 8

Sample Results

Lab Name: Paragon Analytics
Work Order Number: 0408002
Client Name: New World Technologies
ClientProject ID: Ravenna GA00563

Field ID: RBS-21
Lab ID: 0408002-5

Library: FANP

Sample Matrix: SOIL
Prep SOP: PAI 739 Rev 8
Date Collected: 27-Jul-04
Date Prepared: 09-Aug-04
Date Analyzed: 13-Aug-04

Prep Batch: GS040809-2
QCBatchID: GS040809-2-1
Run ID: GS040809-2A
Count Time: 30 minutes
Report Basis: Dry Weight

Final Aliquot: 354 g
Prep Basis: Dry Weight
Moisture(%): NA
Result Units: pCi/g
File Name: 040251D05A

CASNO	Target Nuclide	Result +/- 2 s TPU	MDC	Lab Qualifier
14683-10-4	Sb-124	0.021 +/- 0.085	0.150	U,G
14234-35-6	Sb-125	0.09 +/- 0.19	0.32	U,G
13967-63-0	Sc-46	-0.006 +/- 0.085	0.159	U,G
15623-47-9	Th-227	-0.13 +/- 0.64	1.12	U,G
15065-10-8	Th-234	1.5 +/- 1.6	2.6	U,G
14913-50-9	Tl-208	0.42 +/- 0.13	0.14	G
15117-96-1	U-235	-0.21 +/- 0.42	0.75	U,G
13982-39-3	Zn-65	0.01 +/- 0.32	0.56	U,G

Comments:

Qualifiers/Flags:

U - Result is less than the sample specific MDC or less than the associated TPU

Y1 - Chemical Yield is in control at 100-110%. Quantitative Yield is assumed.

Y2 - Chemical Yield outside default limits.

LT - Result is less than Requested MDC, greater than sample specific MDC.

M3 - The requested MDC was not met, but the reported activity is greater than the reported MDC.

M - The requested MDC was not met.

SQ - Spectral quality prevents accurate quantitation.

SI - Nuclide identification and/or quantitation is tentative.

TI - Nuclide identification is tentative.

R - Nuclide has exceeded 8 halflives.

G - Sample density differs by more than 15% of LCS density.

Abbreviations:

TPU - Total Propagated Uncertainty (see PAI SOP 743)

MDC - Minimum Detectable Concentration (see PAI SOP 709)

BDL - Below Detection Limit

Data Package ID: *GSS0408002-1*

Gamma Spectroscopy Results

PAI 713 Rev 8

Sample Results

Lab Name: Paragon Analytics
Work Order Number: 0408002
Client Name: New World Technologies
ClientProject ID: Ravenna GA00563

Field ID: RBS-22
Lab ID: 0408002-6

Library: FANP

Sample Matrix: SOIL
Prep SOP: PAI 739 Rev 8
Date Collected: 27-Jul-04
Date Prepared: 09-Aug-04
Date Analyzed: 13-Aug-04

Prep Batch: GS040809-2
QCBatchID: GS040809-2-1
Run ID: GS040809-2A
Count Time: 30 minutes
Report Basis: Dry Weight

Final Aliquot: 375 g
Prep Basis: Dry Weight
Moisture(%): NA
Result Units: pCi/g
File Name: 041386D08A

CASNO	Target Nuclide	Result +/- 2 s TPU	MDC	Lab Qualifier
14331-83-0	Ac-228	0.90 +/- 0.28	0.40	LT,G
14391-76-5	Ag-110m	0.011 +/- 0.063	0.114	U,G
14682-66-7	Al-26	-0.033 +/- 0.060	0.142	U,G
14596-10-2	Am-241	0.09 +/- 0.12	0.20	U,G
13966-02-4	Be-7	0.28 +/- 0.52	0.88	U,G
14913-49-6	Bi-212	1.4 +/- 1.2	1.8	U,G
14733-03-0	Bi-214	0.86 +/- 0.23	0.26	G,J
13982-30-4	Ce-139	-0.015 +/- 0.046	0.083	U,G
14762-78-8	Ce-144	-0.01 +/- 0.29	0.51	U,G
14093-03-9	Co-56	-0.15 +/- 0.17	0.35	U,G
13981-50-5	Co-57	0.004 +/- 0.038	0.067	U,G
13981-38-9	Co-58	0.018 +/- 0.075	0.135	U,G
10198-40-0	Co-60	0.073 +/- 0.082	0.130	U,G
14392-02-0	Cr-51	-0.25 +/- 0.67	1.25	U,G
13967-70-9	Cs-134	0.040 +/- 0.066	0.111	U,G

Comments:

Qualifiers/Flags:

U - Result is less than the sample specific MDC or less than the associated TPU

Y1 - Chemical Yield is in control at 100-110%. Quantitative Yield is assumed.

Y2 - Chemical Yield outside default limits.

LT - Result is less than Requested MDC, greater than sample specific MDC.

M3 - The requested MDC was not met, but the reported activity is greater than the reported MDC.

M - The requested MDC was not met.

SQ - Spectral quality prevents accurate quantitation.

SI - Nuclide identification and/or quantitation is tentative.

TI - Nuclide identification is tentative.

R - Nuclide has exceeded 8 halflives.

G - Sample density differs by more than 15% of LCS density.

Abbreviations:

TPU - Total Propagated Uncertainty (see PAI SOP 743)

MDC - Minimum Detectable Concentration (see PAI SOP 709)

BDL - Below Detection Limit

Data Package ID: *GSS0408002-1*

Gamma Spectroscopy Results

PAI 713 Rev 8

Sample Results

Lab Name: Paragon Analytics
Work Order Number: 0408002
Client Name: New World Technologies
ClientProject ID: Ravenna GA00563

Field ID: RBS-22
Lab ID: 0408002-6

Library: FANP

Sample Matrix: SOIL
Prep SOP: PAI 739 Rev 8
Date Collected: 27-Jul-04
Date Prepared: 09-Aug-04
Date Analyzed: 13-Aug-04

Prep Batch: GS040809-2
QCBatchID: GS040809-2-1
Run ID: GS040809-2A
Count Time: 30 minutes
Report Basis: Dry Weight

Final Aliquot: 375 g
Prep Basis: Dry Weight
Moisture(%): NA
Result Units: pCi/g
File Name: 041386D08A

CASNO	Target Nuclide	Result +/- 2 s TPU	MDC	Lab Qualifier
10045-97-3	Cs-137	0.198 +/- 0.085	0.098	G
14683-23-9	Eu-152	0.10 +/- 0.39	0.71	U,G
15585-10-1	Eu-154	0.19 +/- 0.41	0.71	U,G
14391-16-3	Eu-155	0.05 +/- 0.16	0.27	U,G
14596-12-4	Fe-59	0.03 +/- 0.18	0.32	U,G
10043-66-0	I-131	0.09 +/- 0.21	0.36	U,G
13966-00-2	K-40	17.1 +/- 3.1	1.2	G
13966-31-9	Mn-54	-0.022 +/- 0.072	0.138	U,G
13966-32-0	Na-22	0.060 +/- 0.090	0.150	U,G
14681-63-1	Nb-94	-0.028 +/- 0.067	0.129	U,G
13967-76-5	Nb-95	-0.077 +/- 0.080	0.165	U,G
15100-28-4	Pa-234m	4 +/- 12	22	U,G
15092-94-1	Pb-212	1.27 +/- 0.25	0.22	G
15067-28-4	Pb-214	0.98 +/- 0.21	0.22	G,J
13967-48-1	Ru-106	-0.13 +/- 0.64	1.20	U,G

Comments:

Qualifiers/Flags:

U - Result is less than the sample specific MDC or less than the associated TPU

Y1 - Chemical Yield is in control at 100-110%. Quantitative Yield is assumed.

Y2 - Chemical Yield outside default limits.

LT - Result is less than Requested MDC, greater than sample specific MDC.

M3 - The requested MDC was not met, but the reported activity is greater than the reported MDC.

M - The requested MDC was not met.

SQ - Spectral quality prevents accurate quantitation.

SI - Nuclide identification and/or quantitation is tentative.

TI - Nuclide identification is tentative.

R - Nuclide has exceeded 8 halflives.

G - Sample density differs by more than 15% of LCS density.

Abbreviations:

TPU - Total Propagated Uncertainty (see PAI SOP 743)

MDC - Minimum Detectable Concentration (see PAI SOP 709)

BDL - Below Detection Limit

Data Package ID: *GSS0408002-1*

Gamma Spectroscopy Results

PAI 713 Rev 8

Sample Results

Lab Name: Paragon Analytics
Work Order Number: 0408002
Client Name: New World Technologies
ClientProject ID: Ravenna GA00563

Field ID: RBS-22
Lab ID: 0408002-6

Library: FANP

Sample Matrix: SOIL
Prep SOP: PAI 739 Rev 8
Date Collected: 27-Jul-04
Date Prepared: 09-Aug-04
Date Analyzed: 13-Aug-04

Prep Batch: GS040809-2
QCBatchID: GS040809-2-1
Run ID: GS040809-2A
Count Time: 30 minutes
Report Basis: Dry Weight

Final Aliquot: 375 g
Prep Basis: Dry Weight
Moisture(%): NA
Result Units: pCi/g
File Name: 041386D08A

CASNO	Target Nuclide	Result +/- 2 s TPU	MDC	Lab Qualifier
14683-10-4	Sb-124	-0.039 +/- 0.080	0.153	U,G
14234-35-6	Sb-125	-0.15 +/- 0.19	0.36	U,G
13967-63-0	Sc-46	-0.016 +/- 0.073	0.142	U,G
15623-47-9	Th-227	0.08 +/- 0.44	0.75	U,G
15065-10-8	Th-234	1.19 +/- 0.96	1.52	U,G
14913-50-9	Tl-208	0.40 +/- 0.12	0.12	G
15117-96-1	U-235	0.04 +/- 0.31	0.54	U,G
13982-39-3	Zn-65	0.06 +/- 0.32	0.56	U,G

Comments:

Qualifiers/Flags:

U - Result is less than the sample specific MDC or less than the associated TPU

Y1 - Chemical Yield is in control at 100-110%. Quantitative Yield is assumed.

Y2 - Chemical Yield outside default limits.

LT - Result is less than Requested MDC, greater than sample specific MDC.

M3 - The requested MDC was not met, but the reported activity is greater than the reported MDC.

M - The requested MDC was not met.

SQ - Spectral quality prevents accurate quantitation.

SI - Nuclide identification and/or quantitation is tentative.

TI - Nuclide identification is tentative.

R - Nuclide has exceeded 8 halflives.

G - Sample density differs by more than 15% of LCS density.

Abbreviations:

TPU - Total Propagated Uncertainty (see PAI SOP 743)

MDC - Minimum Detectable Concentration (see PAI SOP 709)

BDL - Below Detection Limit

Data Package ID: *GSS0408002-1*

Gamma Spectroscopy Results

PAI 713 Rev 8

Sample Results

Lab Name: Paragon Analytics
Work Order Number: 0408002
Client Name: New World Technologies
ClientProject ID: Ravenna GA00563

Field ID: RBS-23
Lab ID: 0408002-7

Library: FANP

Sample Matrix: SOIL
Prep SOP: PAI 739 Rev 8
Date Collected: 27-Jul-04
Date Prepared: 09-Aug-04
Date Analyzed: 13-Aug-04

Prep Batch: GS040809-2
QCBatchID: GS040809-2-1
Run ID: GS040809-2A
Count Time: 30 minutes
Report Basis: Dry Weight

Final Aliquot: 357 g
Prep Basis: Dry Weight
Moisture(%): NA
Result Units: pCi/g
File Name: 040252D05A

CASNO	Target Nuclide	Result +/- 2 s TPU	MDC	Lab Qualifier
14331-83-0	Ac-228	0.98 +/- 0.27	0.32	LT,G
14391-76-5	Ag-110m	-0.015 +/- 0.093	0.171	U,G
14682-66-7	Al-26	0.014 +/- 0.067	0.128	U,G
14596-10-2	Am-241	0.15 +/- 0.69	1.20	U,G
13966-02-4	Be-7	-0.07 +/- 0.78	1.41	U,G
14913-49-6	Bi-212	1.6 +/- 1.1	1.6	U,G
14733-03-0	Bi-214	0.90 +/- 0.24	0.26	G,J
13982-30-4	Ce-139	-0.019 +/- 0.051	0.093	U,G
14762-78-8	Ce-144	-0.02 +/- 0.39	0.69	U,G
14093-03-9	Co-56	0.02 +/- 0.17	0.31	U,G
13981-50-5	Co-57	-0.009 +/- 0.052	0.092	U,G
13981-38-9	Co-58	-0.030 +/- 0.077	0.152	U,G
10198-40-0	Co-60	0.038 +/- 0.079	0.138	U,G
14392-02-0	Cr-51	-0.58 +/- 0.76	1.46	U,G
13967-70-9	Cs-134	-0.06 +/- 0.54	0.90	U,G

Comments:

Qualifiers/Flags:

U - Result is less than the sample specific MDC or less than the associated TPU

Y1 - Chemical Yield is in control at 100-110%. Quantitative Yield is assumed.

Y2 - Chemical Yield outside default limits.

LT - Result is less than Requested MDC, greater than sample specific MDC.

M3 - The requested MDC was not met, but the reported activity is greater than the reported MDC.

M - The requested MDC was not met.

SQ - Spectral quality prevents accurate quantitation.

SI - Nuclide identification and/or quantitation is tentative.

TI - Nuclide identification is tentative.

R - Nuclide has exceeded 8 halflives.

G - Sample density differs by more than 15% of LCS density.

Abbreviations:

TPU - Total Propagated Uncertainty (see PAI SOP 743)

MDC - Minimum Detectable Concentration (see PAI SOP 709)

BDL - Below Detection Limit

Data Package ID: *GSS0408002-1*

Gamma Spectroscopy Results

PAI 713 Rev 8

Sample Results

Lab Name: Paragon Analytics
Work Order Number: 0408002
Client Name: New World Technologies
ClientProject ID: Ravenna GA00563

Field ID: RBS-23
Lab ID: 0408002-7

Library: FANP

Sample Matrix: SOIL
Prep SOP: PAI 739 Rev 8
Date Collected: 27-Jul-04
Date Prepared: 09-Aug-04
Date Analyzed: 13-Aug-04

Prep Batch: GS040809-2
QCBatchID: GS040809-2-1
Run ID: GS040809-2A
Count Time: 30 minutes
Report Basis: Dry Weight

Final Aliquot: 357 g
Prep Basis: Dry Weight
Moisture(%): NA
Result Units: pCi/g
File Name: 040252D05A

CASNO	Target Nuclide	Result +/- 2 s TPU	MDC	Lab Qualifier
10045-97-3	Cs-137	0.29 +/- 0.11	0.12	G
14683-23-9	Eu-152	-0.05 +/- 0.36	0.72	U,G
15585-10-1	Eu-154	0.34 +/- 0.45	0.74	U,G
14391-16-3	Eu-155	0.12 +/- 0.24	0.41	U,G
14596-12-4	Fe-59	0.09 +/- 0.18	0.31	U,G
10043-66-0	I-131	-0.06 +/- 0.27	0.49	U,G
13966-00-2	K-40	20.2 +/- 3.5	1.4	G
13966-31-9	Mn-54	0.032 +/- 0.085	0.148	U,G
13966-32-0	Na-22	-0.006 +/- 0.076	0.147	U,G
14681-63-1	Nb-94	0.034 +/- 0.076	0.131	U,G
13967-76-5	Nb-95	0.073 +/- 0.089	0.144	U,G
15100-28-4	Pa-234m	1 +/- 13	24	U,G
15092-94-1	Pb-212	1.01 +/- 0.23	0.26	G
15067-28-4	Pb-214	0.97 +/- 0.21	0.23	G,J
13967-48-1	Ru-106	0.72 +/- 0.68	1.06	U,G

Comments:

Qualifiers/Flags:

U - Result is less than the sample specific MDC or less than the associated TPU

Y1 - Chemical Yield is in control at 100-110%. Quantitative Yield is assumed.

Y2 - Chemical Yield outside default limits.

LT - Result is less than Requested MDC, greater than sample specific MDC.

M3 - The requested MDC was not met, but the reported activity is greater than the reported MDC.

M - The requested MDC was not met.

SQ - Spectral quality prevents accurate quantitation.

SI - Nuclide identification and/or quantitation is tentative.

TI - Nuclide identification is tentative.

R - Nuclide has exceeded 8 halflives.

G - Sample density differs by more than 15% of LCS density.

Abbreviations:

TPU - Total Propagated Uncertainty (see PAI SOP 743)

MDC - Minimum Detectable Concentration (see PAI SOP 709)

BDL - Below Detection Limit

Data Package ID: *GSS0408002-1*

Gamma Spectroscopy Results

PAI 713 Rev 8

Sample Results

Lab Name: Paragon Analytics
Work Order Number: 0408002
Client Name: New World Technologies
ClientProject ID: Ravenna GA00563

Field ID: RBS-23
Lab ID: 0408002-7

Library: FANP

Sample Matrix: SOIL
Prep SOP: PAI 739 Rev 8
Date Collected: 27-Jul-04
Date Prepared: 09-Aug-04
Date Analyzed: 13-Aug-04

Prep Batch: GS040809-2
QCBatchID: GS040809-2-1
Run ID: GS040809-2A
Count Time: 30 minutes
Report Basis: Dry Weight

Final Aliquot: 357 g
Prep Basis: Dry Weight
Moisture(%): NA
Result Units: pCi/g
File Name: 040252D05A

CASNO	Target Nuclide	Result +/- 2 s TPU	MDC	Lab Qualifier
14683-10-4	Sb-124	-0.042 +/- 0.094	0.176	U,G
14234-35-6	Sb-125	-0.01 +/- 0.19	0.34	U,G
13967-63-0	Sc-46	0.032 +/- 0.076	0.133	U,G
15623-47-9	Th-227	-2.4 +/- 8.5	14.1	U,G
15065-10-8	Th-234	1.4 +/- 1.5	2.4	U,G
14913-50-9	Tl-208	0.41 +/- 0.12	0.12	G
15117-96-1	U-235	0.08 +/- 0.41	0.71	U,G
13982-39-3	Zn-65	0.08 +/- 0.29	0.51	U,G

Comments:

Qualifiers/Flags:

U - Result is less than the sample specific MDC or less than the associated TPU

Y1 - Chemical Yield is in control at 100-110%. Quantitative Yield is assumed.

Y2 - Chemical Yield outside default limits.

LT - Result is less than Requested MDC, greater than sample specific MDC.

M3 - The requested MDC was not met, but the reported activity is greater than the reported MDC.

M - The requested MDC was not met.

SQ - Spectral quality prevents accurate quantitation.

SI - Nuclide identification and/or quantitation is tentative.

TI - Nuclide identification is tentative.

R - Nuclide has exceeded 8 halflives.

G - Sample density differs by more than 15% of LCS density.

Abbreviations:

TPU - Total Propagated Uncertainty (see PAI SOP 743)

MDC - Minimum Detectable Concentration (see PAI SOP 709)

BDL - Below Detection Limit

Data Package ID: *GSS0408002-1*

Gamma Spectroscopy Results

PAI 713 Rev 8

Sample Results

Lab Name: Paragon Analytics
Work Order Number: 0408002
Client Name: New World Technologies
ClientProject ID: Ravenna GA00563

Field ID: RBS-24
Lab ID: 0408002-8

Library: FANP

Sample Matrix: SOIL
Prep SOP: PAI 739 Rev 8
Date Collected: 27-Jul-04
Date Prepared: 09-Aug-04
Date Analyzed: 13-Aug-04

Prep Batch: GS040809-2
QCBatchID: GS040809-2-1
Run ID: GS040809-2A
Count Time: 30 minutes
Report Basis: Dry Weight

Final Aliquot: 369 g
Prep Basis: Dry Weight
Moisture(%): NA
Result Units: pCi/g
File Name: 041387D08A

CASNO	Target Nuclide	Result +/- 2 s TPU	MDC	Lab Qualifier
14331-83-0	Ac-228	1.10 +/- 0.30	0.45	G
14391-76-5	Ag-110m	0.010 +/- 0.091	0.160	U,G
14682-66-7	Al-26	0.020 +/- 0.068	0.128	U,G
14596-10-2	Am-241	-0.05 +/- 0.12	0.22	U,G
13966-02-4	Be-7	0.33 +/- 0.60	1.03	U,G
14913-49-6	Bi-212	0.2 +/- 1.0	1.9	U,G
14733-03-0	Bi-214	0.98 +/- 0.25	0.23	G,J
13982-30-4	Ce-139	-0.039 +/- 0.051	0.095	U,G
14762-78-8	Ce-144	-0.08 +/- 0.30	0.55	U,G
14093-03-9	Co-56	0.14 +/- 0.19	0.32	U,G
13981-50-5	Co-57	-0.023 +/- 0.034	0.064	U,G
13981-38-9	Co-58	0.031 +/- 0.072	0.126	U,G
10198-40-0	Co-60	0.011 +/- 0.070	0.132	U,G
14392-02-0	Cr-51	0.06 +/- 0.71	1.25	U,G
13967-70-9	Cs-134	-0.038 +/- 0.069	0.133	U,G

Comments:

Qualifiers/Flags:

U - Result is less than the sample specific MDC or less than the associated TPU

Y1 - Chemical Yield is in control at 100-110%. Quantitative Yield is assumed.

Y2 - Chemical Yield outside default limits.

LT - Result is less than Requested MDC, greater than sample specific MDC.

M3 - The requested MDC was not met, but the reported activity is greater than the reported MDC.

M - The requested MDC was not met.

SQ - Spectral quality prevents accurate quantitation.

SI - Nuclide identification and/or quantitation is tentative.

TI - Nuclide identification is tentative.

R - Nuclide has exceeded 8 halflives.

G - Sample density differs by more than 15% of LCS density.

Abbreviations:

TPU - Total Propagated Uncertainty (see PAI SOP 743)

MDC - Minimum Detectable Concentration (see PAI SOP 709)

BDL - Below Detection Limit

Data Package ID: *GSS0408002-1*

Gamma Spectroscopy Results

PAI 713 Rev 8

Sample Results

Lab Name: Paragon Analytics
Work Order Number: 0408002
Client Name: New World Technologies
ClientProject ID: Ravenna GA00563

Field ID: RBS-24
Lab ID: 0408002-8

Library: FANP

Sample Matrix: SOIL
Prep SOP: PAI 739 Rev 8
Date Collected: 27-Jul-04
Date Prepared: 09-Aug-04
Date Analyzed: 13-Aug-04

Prep Batch: GS040809-2
QCBatchID: GS040809-2-1
Run ID: GS040809-2A
Count Time: 30 minutes
Report Basis: Dry Weight

Final Aliquot: 369 g
Prep Basis: Dry Weight
Moisture(%): NA
Result Units: pCi/g
File Name: 041387D08A

CASNO	Target Nuclide	Result +/- 2 s TPU	MDC	Lab Qualifier
10045-97-3	Cs-137	0.30 +/- 0.11	0.12	G
14683-23-9	Eu-152	0.22 +/- 0.42	0.72	U,G
15585-10-1	Eu-154	-0.22 +/- 0.39	0.79	U,G
14391-16-3	Eu-155	0.07 +/- 0.16	0.26	U,G
14596-12-4	Fe-59	-0.11 +/- 0.16	0.34	U,G
10043-66-0	I-131	0.19 +/- 0.23	0.38	U,G
13966-00-2	K-40	19.4 +/- 3.4	1.2	G
13966-31-9	Mn-54	0.067 +/- 0.064	0.098	U,G
13966-32-0	Na-22	0.014 +/- 0.089	0.162	U,G
14681-63-1	Nb-94	0.086 +/- 0.070	0.105	U,G
13967-76-5	Nb-95	0 +/- 0.075	0.139	U,G
15100-28-4	Pa-234m	5 +/- 11	19	U,G
15092-94-1	Pb-212	1.19 +/- 0.22	0.16	G
15067-28-4	Pb-214	0.96 +/- 0.20	0.19	G,J
13967-48-1	Ru-106	0.30 +/- 0.63	1.09	U,G

Comments:

Qualifiers/Flags:

U - Result is less than the sample specific MDC or less than the associated TPU

Y1 - Chemical Yield is in control at 100-110%. Quantitative Yield is assumed.

Y2 - Chemical Yield outside default limits.

LT - Result is less than Requested MDC, greater than sample specific MDC.

M3 - The requested MDC was not met, but the reported activity is greater than the reported MDC.

M - The requested MDC was not met.

SQ - Spectral quality prevents accurate quantitation.

SI - Nuclide identification and/or quantitation is tentative.

TI - Nuclide identification is tentative.

R - Nuclide has exceeded 8 halflives.

G - Sample density differs by more than 15% of LCS density.

Abbreviations:

TPU - Total Propagated Uncertainty (see PAI SOP 743)

MDC - Minimum Detectable Concentration (see PAI SOP 709)

BDL - Below Detection Limit

Data Package ID: *GSS0408002-1*

Gamma Spectroscopy Results

PAI 713 Rev 8

Sample Results

Lab Name: Paragon Analytics
Work Order Number: 0408002
Client Name: New World Technologies
ClientProject ID: Ravenna GA00563

Field ID: RBS-24
Lab ID: 0408002-8

Library: FANP

Sample Matrix: SOIL
Prep SOP: PAI 739 Rev 8
Date Collected: 27-Jul-04
Date Prepared: 09-Aug-04
Date Analyzed: 13-Aug-04

Prep Batch: GS040809-2
QCBatchID: GS040809-2-1
Run ID: GS040809-2A
Count Time: 30 minutes
Report Basis: Dry Weight

Final Aliquot: 369 g
Prep Basis: Dry Weight
Moisture(%): NA
Result Units: pCi/g
File Name: 041387D08A

CASNO	Target Nuclide	Result +/- 2 s TPU	MDC	Lab Qualifier
14683-10-4	Sb-124	0.021 +/- 0.081	0.142	U,G
14234-35-6	Sb-125	-0.03 +/- 0.15	0.29	U,G
13967-63-0	Sc-46	-0.022 +/- 0.070	0.140	U,G
15623-47-9	Th-227	-0.03 +/- 0.33	0.59	U,G
15065-10-8	Th-234	0.63 +/- 0.77	1.26	U,G
14913-50-9	Tl-208	0.32 +/- 0.11	0.13	G
15117-96-1	U-235	-0.09 +/- 0.28	0.52	U,G
13982-39-3	Zn-65	-0.28 +/- 0.19	0.42	U,G

Comments:

Qualifiers/Flags:

U - Result is less than the sample specific MDC or less than the associated TPU

Y1 - Chemical Yield is in control at 100-110%. Quantitative Yield is assumed.

Y2 - Chemical Yield outside default limits.

LT - Result is less than Requested MDC, greater than sample specific MDC.

M3 - The requested MDC was not met, but the reported activity is greater than the reported MDC.

M - The requested MDC was not met.

SQ - Spectral quality prevents accurate quantitation.

SI - Nuclide identification and/or quantitation is tentative.

TI - Nuclide identification is tentative.

R - Nuclide has exceeded 8 halflives.

G - Sample density differs by more than 15% of LCS density.

Abbreviations:

TPU - Total Propagated Uncertainty (see PAI SOP 743)

MDC - Minimum Detectable Concentration (see PAI SOP 709)

BDL - Below Detection Limit

Data Package ID: *GSS0408002-1*

Gamma Spectroscopy Results

PAI 713 Rev 8

Sample Results

Lab Name: Paragon Analytics
Work Order Number: 0408002
Client Name: New World Technologies
ClientProject ID: Ravenna GA00563

Field ID: RBS-25
Lab ID: 0408002-9

Library: FANP

Sample Matrix: SOIL
Prep SOP: PAI 739 Rev 8
Date Collected: 27-Jul-04
Date Prepared: 09-Aug-04
Date Analyzed: 13-Aug-04

Prep Batch: GS040809-2
QCBatchID: GS040809-2-1
Run ID: GS040809-2A
Count Time: 30 minutes
Report Basis: Dry Weight

Final Aliquot: 360 g
Prep Basis: Dry Weight
Moisture(%): NA
Result Units: pCi/g
File Name: 041388D08A

CASNO	Target Nuclide	Result +/- 2 s TPU	MDC	Lab Qualifier
14331-83-0	Ac-228	0.95 +/- 0.34	0.55	LT,G
14391-76-5	Ag-110m	0.097 +/- 0.098	0.135	U,G
14682-66-7	Al-26	-0.069 +/- 0.088	0.197	U,G
14596-10-2	Am-241	0.12 +/- 0.13	0.21	U,G
13966-02-4	Be-7	0.42 +/- 0.59	0.97	U,G
14913-49-6	Bi-212	0.8 +/- 1.1	1.8	U,G
14733-03-0	Bi-214	0.81 +/- 0.22	0.24	G,J
13982-30-4	Ce-139	0.023 +/- 0.049	0.083	U,G
14762-78-8	Ce-144	-0.09 +/- 0.31	0.56	U,G
14093-03-9	Co-56	0.05 +/- 0.19	0.34	U,G
13981-50-5	Co-57	0.011 +/- 0.035	0.061	U,G
13981-38-9	Co-58	0 +/- 0.075	0.141	U,G
10198-40-0	Co-60	-0.029 +/- 0.057	0.128	U,G
14392-02-0	Cr-51	-0.29 +/- 0.68	1.29	U,G
13967-70-9	Cs-134	0.045 +/- 0.072	0.121	U,G

Comments:

Qualifiers/Flags:

U - Result is less than the sample specific MDC or less than the associated TPU

Y1 - Chemical Yield is in control at 100-110%. Quantitative Yield is assumed.

Y2 - Chemical Yield outside default limits.

LT - Result is less than Requested MDC, greater than sample specific MDC.

M3 - The requested MDC was not met, but the reported activity is greater than the reported MDC.

M - The requested MDC was not met.

SQ - Spectral quality prevents accurate quantitation.

SI - Nuclide identification and/or quantitation is tentative.

TI - Nuclide identification is tentative.

R - Nuclide has exceeded 8 halflives.

G - Sample density differs by more than 15% of LCS density.

Abbreviations:

TPU - Total Propagated Uncertainty (see PAI SOP 743)

MDC - Minimum Detectable Concentration (see PAI SOP 709)

BDL - Below Detection Limit

Data Package ID: *GSS0408002-1*

Gamma Spectroscopy Results

PAI 713 Rev 8

Sample Results

Lab Name: Paragon Analytics
Work Order Number: 0408002
Client Name: New World Technologies
ClientProject ID: Ravenna GA00563

Field ID: RBS-25
Lab ID: 0408002-9

Library: FANP

Sample Matrix: SOIL
Prep SOP: PAI 739 Rev 8
Date Collected: 27-Jul-04
Date Prepared: 09-Aug-04
Date Analyzed: 13-Aug-04

Prep Batch: GS040809-2
QCBatchID: GS040809-2-1
Run ID: GS040809-2A
Count Time: 30 minutes
Report Basis: Dry Weight

Final Aliquot: 360 g
Prep Basis: Dry Weight
Moisture(%): NA
Result Units: pCi/g
File Name: 041388D08A

CASNO	Target Nuclide	Result +/- 2 s TPU	MDC	Lab Qualifier
10045-97-3	Cs-137	0.22 +/- 0.11	0.14	G
14683-23-9	Eu-152	0.01 +/- 0.41	0.77	U,G
15585-10-1	Eu-154	0.01 +/- 0.36	0.68	U,G
14391-16-3	Eu-155	0.02 +/- 0.14	0.25	U,G
14596-12-4	Fe-59	-0.16 +/- 0.14	0.32	U,G
10043-66-0	I-131	0.15 +/- 0.23	0.39	U,G
13966-00-2	K-40	16.2 +/- 3.1	1.6	G
13966-31-9	Mn-54	0 +/- 0.071	0.132	U,G
13966-32-0	Na-22	0.041 +/- 0.083	0.144	U,G
14681-63-1	Nb-94	0.015 +/- 0.074	0.132	U,G
13967-76-5	Nb-95	-0.068 +/- 0.084	0.170	U,G
15100-28-4	Pa-234m	0 +/- 11	21	U,G
15092-94-1	Pb-212	1.18 +/- 0.23	0.19	G
15067-28-4	Pb-214	0.75 +/- 0.18	0.22	G,J
13967-48-1	Ru-106	-0.16 +/- 0.60	1.15	U,G

Comments:

Qualifiers/Flags:

U - Result is less than the sample specific MDC or less than the associated TPU

Y1 - Chemical Yield is in control at 100-110%. Quantitative Yield is assumed.

Y2 - Chemical Yield outside default limits.

LT - Result is less than Requested MDC, greater than sample specific MDC.

M3 - The requested MDC was not met, but the reported activity is greater than the reported MDC.

M - The requested MDC was not met.

SQ - Spectral quality prevents accurate quantitetion.

SI - Nuclide identification and/or quantitation is tentative.

TI - Nuclide identification is tentative.

R - Nuclide has exceeded 8 halflives.

G - Sample density differs by more than 15% of LCS density.

Abbreviations:

TPU - Total Propagated Uncertainty (see PAI SOP 743)

MDC - Minimum Detectable Concentration (see PAI SOP 709)

BDL - Below Detection Limit

Data Package ID: *GSS0408002-1*

Gamma Spectroscopy Results

PAI 713 Rev 8

Sample Results

Lab Name: Paragon Analytics
Work Order Number: 0408002
Client Name: New World Technologies
ClientProject ID: Ravenna GA00563

Field ID: RBS-25
Lab ID: 0408002-9

Library: FANP

Sample Matrix: SOIL
Prep SOP: PAI 739 Rev 8
Date Collected: 27-Jul-04
Date Prepared: 09-Aug-04
Date Analyzed: 13-Aug-04

Prep Batch: GS040809-2
QCBatchID: GS040809-2-1
Run ID: GS040809-2A
Count Time: 30 minutes
Report Basis: Dry Weight

Final Aliquot: 360 g
Prep Basis: Dry Weight
Moisture(%): NA
Result Units: pCi/g
File Name: 041388D08A

CASNO	Target Nuclide	Result +/- 2 s TPU	MDC	Lab Qualifier
14683-10-4	Sb-124	-0.025 +/- 0.087	0.162	U,G
14234-35-6	Sb-125	0.29 +/- 0.15	0.23	G,TI
13967-63-0	Sc-46	0.054 +/- 0.072	0.119	U,G
15623-47-9	Th-227	0.20 +/- 0.53	0.86	U,G
15065-10-8	Th-234	1.35 +/- 0.68	1.19	G
14913-50-9	Tl-208	0.30 +/- 0.11	0.12	G
15117-96-1	U-235	0.09 +/- 0.32	0.56	U,G
13982-39-3	Zn-65	-0.09 +/- 0.32	0.58	U,G

Comments:

Qualifiers/Flags:

U - Result is less than the sample specific MDC or less than the associated TPU

Y1 - Chemical Yield is in control at 100-110%. Quantitative Yield is assumed.

Y2 - Chemical Yield outside default limits.

LT - Result is less than Requested MDC, greater than sample specific MDC.

M3 - The requested MDC was not met, but the reported activity is greater than the reported MDC.

M - The requested MDC was not met.

SQ - Spectral quality prevents accurate quantitation.

SI - Nuclide identification and/or quantitation is tentative.

TI - Nuclide identification is tentative.

R - Nuclide has exceeded 8 halflives.

G - Sample density differs by more than 15% of LCS density.

Abbreviations:

TPU - Total Propagated Uncertainty (see PAI SOP 743)

MDC - Minimum Detectable Concentration (see PAI SOP 709)

BDL - Below Detection Limit

Data Package ID: *GSS0408002-1*

Gamma Spectroscopy Results

PAI 713 Rev 8

Sample Results

Lab Name: Paragon Analytics
Work Order Number: 0408002
Client Name: New World Technologies
ClientProject ID: Ravenna GA00563

Field ID: RBS-26
Lab ID: 0408002-10

Library: FANP

Sample Matrix: SOIL
Prep SOP: PAI 739 Rev 8
Date Collected: 27-Jul-04
Date Prepared: 09-Aug-04
Date Analyzed: 13-Aug-04

Prep Batch: GS040809-2
QCBatchID: GS040809-2-1
Run ID: GS040809-2A
Count Time: 30 minutes
Report Basis: Dry Weight

Final Aliquot: 353 g
Prep Basis: Dry Weight
Moisture(%): NA
Result Units: pCi/g
File Name: 041389D08A

CASNO	Target Nuclide	Result +/- 2 s TPU	MDC	Lab Qualifier
14331-83-0	Ac-228	1.15 +/- 0.34	0.52	G
14391-76-5	Ag-110m	0.021 +/- 0.066	0.117	U,G
14682-66-7	Al-26	-0.018 +/- 0.045	0.115	U,G
14596-10-2	Am-241	0.05 +/- 0.14	0.24	U,G
13966-02-4	Be-7	-0.13 +/- 0.66	1.23	U,G
14913-49-6	Bi-212	1.6 +/- 1.1	1.6	G,TI
14733-03-0	Bi-214	0.91 +/- 0.25	0.25	G,J
13982-30-4	Ce-139	-0.030 +/- 0.051	0.094	U,G
14762-78-8	Ce-144	0.10 +/- 0.31	0.54	U,G
14093-03-9	Co-56	0.13 +/- 0.18	0.30	U,G
13981-50-5	Co-57	0.036 +/- 0.038	0.061	U,G
13981-38-9	Co-58	0.007 +/- 0.068	0.128	U,G
10198-40-0	Co-60	0.018 +/- 0.082	0.152	U,G
14392-02-0	Cr-51	-0.24 +/- 0.68	1.28	U,G
13967-70-9	Cs-134	-0.036 +/- 0.075	0.143	U,G

Comments:

Qualifiers/Flags:

U - Result is less than the sample specific MDC or less than the associated TPU

Y1 - Chemical Yield is in control at 100-110%. Quantitative Yield is assumed.

Y2 - Chemical Yield outside default limits.

LT - Result is less than Requested MDC, greater than sample specific MDC.

M3 - The requested MDC was not met, but the reported activity is greater than the reported MDC.

M - The requested MDC was not met.

SQ - Spectral quality prevents accurate quantitation.

SI - Nuclide identification and/or quantitation is tentative.

TI - Nuclide identification is tentative.

R - Nuclide has exceeded 8 halflives.

G - Sample density differs by more than 15% of LCS density.

Abbreviations:

TPU - Total Propagated Uncertainty (see PAI SOP 743)

MDC - Minimum Detectable Concentration (see PAI SOP 709)

BDL - Below Detection Limit

Data Package ID: *GSS0408002-1*

Gamma Spectroscopy Results

PAI 713 Rev 8

Sample Results

Lab Name: Paragon Analytics
Work Order Number: 0408002
Client Name: New World Technologies
ClientProject ID: Ravenna GA00563

Field ID: RBS-26
Lab ID: 0408002-10

Library: FANP

Sample Matrix: SOIL
Prep SOP: PAI 739 Rev 8
Date Collected: 27-Jul-04
Date Prepared: 09-Aug-04
Date Analyzed: 13-Aug-04

Prep Batch: GS040809-2
QCBatchID: GS040809-2-1
Run ID: GS040809-2A
Count Time: 30 minutes
Report Basis: Dry Weight

Final Aliquot: 353 g
Prep Basis: Dry Weight
Moisture(%): NA
Result Units: pCi/g
File Name: 041389D08A

CASNO	Target Nuclide	Result +/- 2 s TPU	MDC	Lab Qualifier
10045-97-3	Cs-137	0.133 +/- 0.076	0.098	G
14683-23-9	Eu-152	0.06 +/- 0.40	0.75	U,G
15585-10-1	Eu-154	-0.14 +/- 0.48	0.93	U,G
14391-16-3	Eu-155	-0.06 +/- 0.15	0.27	U,G
14596-12-4	Fe-59	0.02 +/- 0.18	0.34	U,G
10043-66-0	I-131	0.01 +/- 0.22	0.40	U,G
13966-00-2	K-40	19.9 +/- 3.5	1.4	G
13966-31-9	Mn-54	0 +/- 0.074	0.138	U,G
13966-32-0	Na-22	0.039 +/- 0.094	0.165	U,G
14681-63-1	Nb-94	-0.005 +/- 0.070	0.130	U,G
13967-76-5	Nb-95	0.025 +/- 0.093	0.165	U,G
15100-28-4	Pa-234m	6 +/- 14	25	U,G
15092-94-1	Pb-212	1.09 +/- 0.23	0.21	G
15067-28-4	Pb-214	1.04 +/- 0.22	0.23	G,J
13967-48-1	Ru-106	0.22 +/- 0.67	1.17	U,G

Comments:

Qualifiers/Flags:

U - Result is less than the sample specific MDC or less than the associated TPU

Y1 - Chemical Yield is in control at 100-110%. Quantitative Yield is assumed.

Y2 - Chemical Yield outside default limits.

LT - Result is less than Requested MDC, greater than sample specific MDC.

M3 - The requested MDC was not met, but the reported activity is greater than the reported MDC.

M - The requested MDC was not met.

SQ - Spectral quality prevents accurate quantitation.

SI - Nuclide identification and/or quantitation is tentative.

TI - Nuclide identification is tentative.

R - Nuclide has exceeded 8 halflives.

G - Sample density differs by more than 15% of LCS density.

Abbreviations:

TPU - Total Propagated Uncertainty (see PAI SOP 743)

MDC - Minimum Detectable Concentration (see PAI SOP 709)

BDL - Below Detection Limit

Data Package ID: *GSS0408002-1*

Gamma Spectroscopy Results

PAI 713 Rev 8

Sample Results

Lab Name: Paragon Analytics
Work Order Number: 0408002
Client Name: New World Technologies
ClientProject ID: Ravenna GA00563

Field ID: RBS-26
Lab ID: 0408002-10

Library: FANP

Sample Matrix: SOIL
Prep SOP: PAI 739 Rev 8
Date Collected: 27-Jul-04
Date Prepared: 09-Aug-04
Date Analyzed: 13-Aug-04

Prep Batch: GS040809-2
QCBatchID: GS040809-2-1
Run ID: GS040809-2A
Count Time: 30 minutes
Report Basis: Dry Weight

Final Aliquot: 353 g
Prep Basis: Dry Weight
Moisture(%): NA
Result Units: pCi/g
File Name: 041389D08A

CASNO	Target Nuclide	Result +/- 2 s TPU	MDC	Lab Qualifier
14683-10-4	Sb-124	-0.066 +/- 0.090	0.175	U,G
14234-35-6	Sb-125	0.04 +/- 0.19	0.33	U,G
13967-63-0	Sc-46	-0.006 +/- 0.061	0.121	U,G
15623-47-9	Th-227	0.02 +/- 0.30	0.54	U,G
15065-10-8	Th-234	1.47 +/- 0.97	1.50	U,G
14913-50-9	Tl-208	0.33 +/- 0.12	0.14	G
15117-96-1	U-235	0.27 +/- 0.33	0.53	U,G
13982-39-3	Zn-65	-0.53 +/- 0.25	0.53	U,G

Comments:

Qualifiers/Flags:

U - Result is less than the sample specific MDC or less than the associated TPU

Y1 - Chemical Yield is in control at 100-110%. Quantitative Yield is assumed.

Y2 - Chemical Yield outside default limits.

LT - Result is less than Requested MDC, greater than sample specific MDC.

M3 - The requested MDC was not met, but the reported activity is greater than the reported MDC.

M - The requested MDC was not met.

SQ - Spectral quality prevents accurate quantitation.

SI - Nuclide identification and/or quantitation is tentative.

TI - Nuclide identification is tentative.

R - Nuclide has exceeded 8 halflives.

G - Sample density differs by more than 15% of LCS density.

Abbreviations:

TPU - Total Propagated Uncertainty (see PAI SOP 743)

MDC - Minimum Detectable Concentration (see PAI SOP 709)

BDL - Below Detection Limit

Data Package ID: *GSS0408002-1*

Gamma Spectroscopy Results

PAI 713 Rev 8

Sample Results

Lab Name: Paragon Analytics
Work Order Number: 0408002
Client Name: New World Technologies
ClientProject ID: Ravenna GA00563

Field ID: RBG-1
Lab ID: 0408002-11

Library: FANP

Sample Matrix: SOIL
Prep SOP: PAI 739 Rev 8
Date Collected: 27-Jul-04
Date Prepared: 09-Aug-04
Date Analyzed: 17-Aug-04

Prep Batch: GS040809-2
QCBatchID: GS040809-2-1
Run ID: GS040809-2A
Count Time: 30 minutes
Report Basis: Dry Weight

Final Aliquot: 414 g
Prep Basis: Dry Weight
Moisture(%): NA
Result Units: pCi/g
File Name: 041427D03A

CASNO	Target Nuclide	Result +/- 2 s TPU	MDC	Lab Qualifier
14331-83-0	Ac-228	0.65 +/- 0.23	0.42	LT,G
14391-76-5	Ag-110m	0.008 +/- 0.051	0.094	U,G
14682-66-7	Al-26	-0.009 +/- 0.045	0.103	U,G
14596-10-2	Am-241	-0.15 +/- 0.44	0.79	U,G
13966-02-4	Be-7	-0.09 +/- 0.60	1.10	U,G
14913-49-6	Bi-212	0.82 +/- 0.94	1.51	U,G
14733-03-0	Bi-214	0.89 +/- 0.23	0.20	G,J
13982-30-4	Ce-139	-0.005 +/- 0.055	0.097	U,G
14762-78-8	Ce-144	-0.03 +/- 0.32	0.57	U,G
14093-03-9	Co-56	0.10 +/- 0.17	0.29	U,G
13981-50-5	Co-57	0.014 +/- 0.045	0.077	U,G
13981-38-9	Co-58	0.014 +/- 0.067	0.122	U,G
10198-40-0	Co-60	0.040 +/- 0.077	0.134	U,G
14392-02-0	Cr-51	-0.19 +/- 0.71	1.31	U,G
13967-70-9	Cs-134	0.008 +/- 0.083	0.145	U,G

Comments:

Qualifiers/Flags:

U - Result is less than the sample specific MDC or less than the associated TPU

Y1 - Chemical Yield is in control at 100-110%. Quantitative Yield is assumed.

Y2 - Chemical Yield outside default limits.

LT - Result is less than Requested MDC, greater than sample specific MDC.

M3 - The requested MDC was not met, but the reported activity is greater than the reported MDC.

M - The requested MDC was not met.

SQ - Spectral quality prevents accurate quantitation.

SI - Nuclide identification and/or quantitation is tentative.

TI - Nuclide identification is tentative.

R - Nuclide has exceeded 8 halflives.

G - Sample density differs by more than 15% of LCS density.

Abbreviations:

TPU - Total Propagated Uncertainty (see PAI SOP 743)

MDC - Minimum Detectable Concentration (see PAI SOP 709)

BDL - Below Detection Limit

Data Package ID: *GSS0408002-1*

Gamma Spectroscopy Results

PAI 713 Rev 8

Sample Results

Lab Name: Paragon Analytics
Work Order Number: 0408002
Client Name: New World Technologies
ClientProject ID: Ravenna GA00563

Field ID: RBG-1
Lab ID: 0408002-11

Library: FANP

Sample Matrix: SOIL
Prep SOP: PAI 739 Rev 8
Date Collected: 27-Jul-04
Date Prepared: 09-Aug-04
Date Analyzed: 17-Aug-04

Prep Batch: GS040809-2
QCBatchID: GS040809-2-1
Run ID: GS040809-2A
Count Time: 30 minutes
Report Basis: Dry Weight

Final Aliquot: 414 g
Prep Basis: Dry Weight
Moisture(%): NA
Result Units: pCi/g
File Name: 041427D03A

CASNO	Target Nuclide	Result +/- 2 s TPU	MDC	Lab Qualifier
10045-97-3	Cs-137	-0.028 +/- 0.061	0.119	U,G
14683-23-9	Eu-152	-0.11 +/- 0.32	0.66	U,G
15585-10-1	Eu-154	0.10 +/- 0.28	0.51	U,G
14391-16-3	Eu-155	0.16 +/- 0.21	0.34	U,G
14596-12-4	Fe-59	0.02 +/- 0.19	0.34	U,G
10043-66-0	I-131	-0.13 +/- 0.30	0.58	U,G
13966-00-2	K-40	14.6 +/- 2.7	1.5	G
13966-31-9	Mn-54	-0.039 +/- 0.062	0.125	U,G
13966-32-0	Na-22	-0.046 +/- 0.092	0.181	U,G
14681-63-1	Nb-94	-0.029 +/- 0.064	0.122	U,G
13967-76-5	Nb-95	0.046 +/- 0.077	0.130	U,G
15100-28-4	Pa-234m	-9 +/- 10	22	U,G
15092-94-1	Pb-212	0.78 +/- 0.18	0.19	G
15067-28-4	Pb-214	0.84 +/- 0.19	0.21	G,J
13967-48-1	Ru-106	0.28 +/- 0.57	0.99	U,G

Comments:

Qualifiers/Flags:

U - Result is less than the sample specific MDC or less than the associated TPU

Y1 - Chemical Yield is in control at 100-110%. Quantitative Yield is assumed.

Y2 - Chemical Yield outside default limits.

LT - Result is less than Requested MDC, greater than sample specific MDC.

M3 - The requested MDC was not met, but the reported activity is greater than the reported MDC.

M - The requested MDC was not met.

SQ - Spectral quality prevents accurate quantitation.

SI - Nuclide identification and/or quantitation is tentative.

TI - Nuclide identification is tentative.

R - Nuclide has exceeded 8 halflives.

G - Sample density differs by more than 15% of LCS density.

Abbreviations:

TPU - Total Propagated Uncertainty (see PAI SOP 743)

MDC - Minimum Detectable Concentration (see PAI SOP 709)

BDL - Below Detection Limit

Data Package ID: *GSS0408002-1*

Gamma Spectroscopy Results

PAI 713 Rev 8

Sample Results

Lab Name: Paragon Analytics
Work Order Number: 0408002
Client Name: New World Technologies
ClientProject ID: Ravenna GA00563

Field ID: RBG-1
Lab ID: 0408002-11

Library: FANP

Sample Matrix: SOIL
Prep SOP: PAI 739 Rev 8
Date Collected: 27-Jul-04
Date Prepared: 09-Aug-04
Date Analyzed: 17-Aug-04

Prep Batch: GS040809-2
QCBatchID: GS040809-2-1
Run ID: GS040809-2A
Count Time: 30 minutes
Report Basis: Dry Weight

Final Aliquot: 414 g
Prep Basis: Dry Weight
Moisture(%): NA
Result Units: pCi/g
File Name: 041427D03A

CASNO	Target Nuclide	Result +/- 2 s TPU	MDC	Lab Qualifier
14683-10-4	Sb-124	0.019 +/- 0.070	0.124	U,G
14234-35-6	Sb-125	-0.02 +/- 0.15	0.28	U,G
13967-63-0	Sc-46	-0.024 +/- 0.074	0.143	U,G
15623-47-9	Th-227	-0.24 +/- 0.58	1.03	U,G
15065-10-8	Th-234	1.07 +/- 0.88	1.38	U,G
14913-50-9	Tl-208	0.300 +/- 0.098	0.104	G
15117-96-1	U-235	0.23 +/- 0.32	0.52	U,G
13982-39-3	Zn-65	-0.16 +/- 0.20	0.39	U,G

Comments:

Qualifiers/Flags:

U - Result is less than the sample specific MDC or less than the associated TPU

Y1 - Chemical Yield is in control at 100-110%. Quantitative Yield is assumed.

Y2 - Chemical Yield outside default limits.

LT - Result is less than Requested MDC, greater than sample specific MDC.

M3 - The requested MDC was not met, but the reported activity is greater than the reported MDC.

M - The requested MDC was not met.

SQ - Spectral quality prevents accurate quantitation.

SI - Nuclide identification and/or quantitation is tentative.

TI - Nuclide identification is tentative.

R - Nuclide has exceeded 8 halflives.

G - Sample density differs by more than 15% of LCS density.

Abbreviations:

TPU - Total Propagated Uncertainty (see PAI SOP 743)

MDC - Minimum Detectable Concentration (see PAI SOP 709)

BDL - Below Detection Limit

Data Package ID: *GSS0408002-1*

Gamma Spectroscopy Results

PAI 713 Rev 8

Sample Results

Lab Name: Paragon Analytics
Work Order Number: 0408002
Client Name: New World Technologies
ClientProject ID: Ravenna GA00563

Field ID: RBG-2
Lab ID: 0408002-12

Library: FANP

Sample Matrix: SOIL
Prep SOP: PAI 739 Rev 8
Date Collected: 27-Jul-04
Date Prepared: 09-Aug-04
Date Analyzed: 17-Aug-04

Prep Batch: GS040809-2
QCBatchID: GS040809-2-1
Run ID: GS040809-2A
Count Time: 30 minutes
Report Basis: Dry Weight

Final Aliquot: 404 g
Prep Basis: Dry Weight
Moisture(%): NA
Result Units: pCi/g
File Name: 040270D05A

CASNO	Target Nuclide	Result +/- 2 s TPU	MDC	Lab Qualifier
14331-83-0	Ac-228	0.85 +/- 0.26	0.37	LT,G
14391-76-5	Ag-110m	0.031 +/- 0.056	0.095	U,G
14682-66-7	Al-26	0.004 +/- 0.057	0.114	U,G
14596-10-2	Am-241	0.09 +/- 0.55	0.96	U,G
13966-02-4	Be-7	-0.36 +/- 0.67	1.27	U,G
14913-49-6	Bi-212	1.5 +/- 1.0	1.4	G,TI
14733-03-0	Bi-214	0.86 +/- 0.24	0.24	G,J
13982-30-4	Ce-139	0.022 +/- 0.050	0.085	U,G
14762-78-8	Ce-144	0.20 +/- 0.35	0.58	U,G
14093-03-9	Co-56	0.25 +/- 0.15	0.21	G,TI
13981-50-5	Co-57	-0.006 +/- 0.050	0.088	U,G
13981-38-9	Co-58	0.024 +/- 0.075	0.133	U,G
10198-40-0	Co-60	-0.003 +/- 0.070	0.134	U,G
14392-02-0	Cr-51	-0.20 +/- 0.61	1.15	U,G
13967-70-9	Cs-134	0.008 +/- 0.069	0.122	U,G

Comments:

Qualifiers/Flags:

U - Result is less than the sample specific MDC or less than the associated TPU

Y1 - Chemical Yield is in control at 100-110%. Quantitative Yield is assumed.

Y2 - Chemical Yield outside default limits.

LT - Result is less than Requested MDC, greater than sample specific MDC.

M3 - The requested MDC was not met, but the reported activity is greater than the reported MDC.

M - The requested MDC was not met.

SQ - Spectral quality prevents accurate quantitation.

SI - Nuclide identification and/or quantitation is tentative.

TI - Nuclide identification is tentative.

R - Nuclide has exceeded 8 halflives.

G - Sample density differs by more than 15% of LCS density.

Abbreviations:

TPU - Total Propagated Uncertainty (see PAI SOP 743)

MDC - Minimum Detectable Concentration (see PAI SOP 709)

BDL - Below Detection Limit

Data Package ID: *GSS0408002-1*

Gamma Spectroscopy Results

PAI 713 Rev 8

Sample Results

Lab Name: Paragon Analytics
Work Order Number: 0408002
Client Name: New World Technologies
ClientProject ID: Ravenna GA00563

Field ID: RBG-2
Lab ID: 0408002-12

Library: FANP

Sample Matrix: SOIL
Prep SOP: PAI 739 Rev 8
Date Collected: 27-Jul-04
Date Prepared: 09-Aug-04
Date Analyzed: 17-Aug-04

Prep Batch: GS040809-2
QCBatchID: GS040809-2-1
Run ID: GS040809-2A
Count Time: 30 minutes
Report Basis: Dry Weight

Final Aliquot: 404 g
Prep Basis: Dry Weight
Moisture(%): NA
Result Units: pCi/g
File Name: 040270D05A

CASNO	Target Nuclide	Result +/- 2 s TPU	MDC	Lab Qualifier
10045-97-3	Cs-137	-0.014 +/- 0.064	0.122	U,G
14683-23-9	Eu-152	0.04 +/- 0.30	0.57	U,G
15585-10-1	Eu-154	0.18 +/- 0.35	0.60	U,G
14391-16-3	Eu-155	-0.02 +/- 0.20	0.36	U,G
14596-12-4	Fe-59	-0.07 +/- 0.16	0.32	U,G
10043-66-0	I-131	-0.19 +/- 0.32	0.61	U,G
13966-00-2	K-40	14.3 +/- 2.6	1.2	G
13966-31-9	Mn-54	0.037 +/- 0.064	0.109	U,G
13966-32-0	Na-22	0.022 +/- 0.070	0.125	U,G
14681-63-1	Nb-94	-0.017 +/- 0.060	0.114	U,G
13967-76-5	Nb-95	0.055 +/- 0.085	0.142	U,G
15100-28-4	Pa-234m	6 +/- 10	18	U,G
15092-94-1	Pb-212	1.09 +/- 0.22	0.18	G
15067-28-4	Pb-214	0.83 +/- 0.18	0.19	G,J
13967-48-1	Ru-106	-0.16 +/- 0.55	1.05	U,G

Comments:

Qualifiers/Flags:

U - Result is less than the sample specific MDC or less than the associated TPU

Y1 - Chemical Yield is in control at 100-110%. Quantitative Yield is assumed.

Y2 - Chemical Yield outside default limits.

LT - Result is less than Requested MDC, greater than sample specific MDC.

M3 - The requested MDC was not met, but the reported activity is greater than the reported MDC.

M - The requested MDC was not met.

SQ - Spectral quality prevents accurate quantitation.

SI - Nuclide identification and/or quantitation is tentative.

TI - Nuclide identification is tentative.

R - Nuclide has exceeded 8 halflives.

G - Sample density differs by more than 15% of LCS density.

Abbreviations:

TPU - Total Propagated Uncertainty (see PAI SOP 743)

MDC - Minimum Detectable Concentration (see PAI SOP 709)

BDL - Below Detection Limit

Data Package ID: *GSS0408002-1*

Gamma Spectroscopy Results

PAI 713 Rev 8

Sample Results

Lab Name: Paragon Analytics
Work Order Number: 0408002
Client Name: New World Technologies
ClientProject ID: Ravenna GA00563

Field ID: RBG-2
Lab ID: 0408002-12

Library: FANP

Sample Matrix: SOIL
Prep SOP: PAI 739 Rev 8
Date Collected: 27-Jul-04
Date Prepared: 09-Aug-04
Date Analyzed: 17-Aug-04

Prep Batch: GS040809-2
QCBatchID: GS040809-2-1
Run ID: GS040809-2A
Count Time: 30 minutes
Report Basis: Dry Weight

Final Aliquot: 404 g
Prep Basis: Dry Weight
Moisture(%): NA
Result Units: pCi/g
File Name: 040270D05A

CASNO	Target Nuclide	Result +/- 2 s TPU	MDC	Lab Qualifier
14683-10-4	Sb-124	0.038 +/- 0.079	0.136	U,G
14234-35-6	Sb-125	0.09 +/- 0.14	0.26	U,G
13967-63-0	Sc-46	-0.029 +/- 0.079	0.152	U,G
15623-47-9	Th-227	-0.33 +/- 0.52	0.96	U,G
15065-10-8	Th-234	0.36 +/- 0.85	1.45	U,G
14913-50-9	Tl-208	0.33 +/- 0.10	0.11	G
15117-96-1	U-235	-0.10 +/- 0.34	0.61	U,G
13982-39-3	Zn-65	-0.22 +/- 0.21	0.41	U,G

Comments:

Qualifiers/Flags:

U - Result is less than the sample specific MDC or less than the associated TPU

Y1 - Chemical Yield is in control at 100-110%. Quantitative Yield is assumed.

Y2 - Chemical Yield outside default limits.

LT - Result is less than Requested MDC, greater than sample specific MDC.

M3 - The requested MDC was not met, but the reported activity is greater than the reported MDC.

M - The requested MDC was not met.

SQ - Spectral quality prevents accurate quantitation.

SI - Nuclide identification and/or quantitation is tentative.

TI - Nuclide identification is tentative.

R - Nuclide has exceeded 8 halflives.

G - Sample density differs by more than 15% of LCS density.

Abbreviations:

TPU - Total Propagated Uncertainty (see PAI SOP 743)

MDC - Minimum Detectable Concentration (see PAI SOP 709)

BDL - Below Detection Limit

Data Package ID: *GSS0408002-1*

Gamma Spectroscopy Results

PAI 713 Rev 8

Sample Results

Lab Name: Paragon Analytics
Work Order Number: 0408002
Client Name: New World Technologies
ClientProject ID: Ravenna GA00563

Field ID: RBG-3
Lab ID: 0408002-13

Library: FANP

Sample Matrix: SOIL
Prep SOP: PAI 739 Rev 8
Date Collected: 27-Jul-04
Date Prepared: 09-Aug-04
Date Analyzed: 17-Aug-04

Prep Batch: GS040809-2
QCBatchID: GS040809-2-1
Run ID: GS040809-2A
Count Time: 30 minutes
Report Basis: Dry Weight

Final Aliquot: 380 g
Prep Basis: Dry Weight
Moisture(%): NA
Result Units: pCi/g
File Name: 041437D07A

CASNO	Target Nuclide	Result +/- 2 s TPU	MDC	Lab Qualifier
14331-83-0	Ac-228	1.02 +/- 0.33	0.39	G
14391-76-5	Ag-110m	-0.016 +/- 0.083	0.156	U,G
14682-66-7	Al-26	0.011 +/- 0.047	0.102	U,G
14596-10-2	Am-241	-0.05 +/- 0.13	0.23	U,G
13966-02-4	Be-7	-0.15 +/- 0.60	1.16	U,G
14913-49-6	Bi-212	1.7 +/- 1.2	1.7	U,G
14733-03-0	Bi-214	0.98 +/- 0.30	0.35	G,J
13982-30-4	Ce-139	0.019 +/- 0.052	0.089	U,G
14762-78-8	Ce-144	-0.08 +/- 0.34	0.61	U,G
14093-03-9	Co-56	0.08 +/- 0.20	0.36	U,G
13981-50-5	Co-57	0.008 +/- 0.045	0.077	U,G
13981-38-9	Co-58	-0.043 +/- 0.070	0.150	U,G
10198-40-0	Co-60	0.029 +/- 0.071	0.128	U,G
14392-02-0	Cr-51	-0.25 +/- 0.73	1.37	U,G
13967-70-9	Cs-134	0.040 +/- 0.064	0.108	U,G

Comments:

Qualifiers/Flags:

U - Result is less than the sample specific MDC or less than the associated TPU
Y1 - Chemical Yield is in control at 100-110%. Quantitative Yield is assumed.
Y2 - Chemical Yield outside default limits.
LT - Result is less than Requested MDC, greater than sample specific MDC.
M3 - The requested MDC was not met, but the reported activity is greater than the reported MDC.
M - The requested MDC was not met.
SQ - Spectral quality prevents accurate quantitation.
SI - Nuclide identification and/or quantitation is tentative.
TI - Nuclide identification is tentative.
R - Nuclide has exceeded 8 halflives.
G - Sample density differs by more than 15% of LCS density.

Abbreviations:

TPU - Total Propagated Uncertainty (see PAI SOP 743)
MDC - Minimum Detectable Concentration (see PAI SOP 709)
BDL - Below Detection Limit

Data Package ID: *GSS0408002-1*

Gamma Spectroscopy Results

PAI 713 Rev 8

Sample Results

Lab Name: Paragon Analytics
Work Order Number: 0408002
Client Name: New World Technologies
ClientProject ID: Ravenna GA00563

Field ID: RBG-3
Lab ID: 0408002-13

Library: FANP

Sample Matrix: SOIL
Prep SOP: PAI 739 Rev 8
Date Collected: 27-Jul-04
Date Prepared: 09-Aug-04
Date Analyzed: 17-Aug-04

Prep Batch: GS040809-2
QCBatchID: GS040809-2-1
Run ID: GS040809-2A
Count Time: 30 minutes
Report Basis: Dry Weight

Final Aliquot: 380 g
Prep Basis: Dry Weight
Moisture(%): NA
Result Units: pCi/g
File Name: 041437D07A

CASNO	Target Nuclide	Result +/- 2 s TPU	MDC	Lab Qualifier
10045-97-3	Cs-137	0.122 +/- 0.099	0.150	U,G
14683-23-9	Eu-152	0.10 +/- 0.31	0.59	U,G
15585-10-1	Eu-154	0.08 +/- 0.40	0.74	U,G
14391-16-3	Eu-155	0.13 +/- 0.15	0.24	U,G
14596-12-4	Fe-59	0.01 +/- 0.24	0.44	U,G
10043-66-0	I-131	0.19 +/- 0.38	0.65	U,G
13966-00-2	K-40	15.7 +/- 3.2	1.5	G
13966-31-9	Mn-54	-0.028 +/- 0.070	0.141	U,G
13966-32-0	Na-22	0.133 +/- 0.098	0.134	U,G
14681-63-1	Nb-94	0.011 +/- 0.072	0.130	U,G
13967-76-5	Nb-95	0.01 +/- 0.10	0.18	U,G
15100-28-4	Pa-234m	-4 +/- 13	27	U,G
15092-94-1	Pb-212	1.17 +/- 0.23	0.17	G
15067-28-4	Pb-214	1.15 +/- 0.23	0.21	G,J
13967-48-1	Ru-106	-0.37 +/- 0.66	1.32	U,G

Comments:

Qualifiers/Flags:

U - Result is less than the sample specific MDC or less than the associated TPU

Y1 - Chemical Yield is in control at 100-110%. Quantitative Yield is assumed.

Y2 - Chemical Yield outside default limits.

LT - Result is less than Requested MDC, greater than sample specific MDC.

M3 - The requested MDC was not met, but the reported activity is greater than the reported MDC.

M - The requested MDC was not met.

SQ - Spectral quality prevents accurate quantitation.

SI - Nuclide identification and/or quantitation is tentative.

TI - Nuclide identification is tentative.

R - Nuclide has exceeded 8 halflives.

G - Sample density differs by more than 15% of LCS density.

Abbreviations:

TPU - Total Propagated Uncertainty (see PAI SOP 743)

MDC - Minimum Detectable Concentration (see PAI SOP 709)

BDL - Below Detection Limit

Data Package ID: *GSS0408002-1*

Gamma Spectroscopy Results

PAI 713 Rev 8

Sample Results

Lab Name: Paragon Analytics
Work Order Number: 0408002
Client Name: New World Technologies
ClientProject ID: Ravenna GA00563

Field ID: RBG-3
Lab ID: 0408002-13

Library: FANP

Sample Matrix: SOIL
Prep SOP: PAI 739 Rev 8
Date Collected: 27-Jul-04
Date Prepared: 09-Aug-04
Date Analyzed: 17-Aug-04

Prep Batch: GS040809-2
QCBatchID: GS040809-2-1
Run ID: GS040809-2A
Count Time: 30 minutes
Report Basis: Dry Weight

Final Aliquot: 380 g
Prep Basis: Dry Weight
Moisture(%): NA
Result Units: pCi/g
File Name: 041437D07A

CASNO	Target Nuclide	Result +/- 2 s TPU	MDC	Lab Qualifier
14683-10-4	Sb-124	-0.025 +/- 0.079	0.154	U,G
14234-35-6	Sb-125	-0.13 +/- 0.15	0.30	U,G
13967-63-0	Sc-46	-0.073 +/- 0.088	0.186	U,G
15623-47-9	Th-227	-0.16 +/- 0.49	0.90	U,G
15065-10-8	Th-234	1.16 +/- 0.80	1.60	U,G
14913-50-9	Tl-208	0.29 +/- 0.12	0.15	G
15117-96-1	U-235	-0.03 +/- 0.32	0.57	U,G
13982-39-3	Zn-65	-0.18 +/- 0.23	0.47	U,G

Comments:

Qualifiers/Flags:

U - Result is less than the sample specific MDC or less than the associated TPU

Y1 - Chemical Yield is in control at 100-110%. Quantitative Yield is assumed.

Y2 - Chemical Yield outside default limits.

LT - Result is less than Requested MDC, greater than sample specific MDC.

M3 - The requested MDC was not met, but the reported activity is greater than the reported MDC.

M - The requested MDC was not met.

SQ - Spectral quality prevents accurate quantitation.

SI - Nuclide identification and/or quantitation is tentative.

TI - Nuclide identification is tentative.

R - Nuclide has exceeded 8 halflives.

G - Sample density differs by more than 15% of LCS density.

Abbreviations:

TPU - Total Propagated Uncerteinty (see PAI SOP 743)

MDC - Minimum Detectable Concentration (see PAI SOP 709)

BDL - Below Detection Limit

Data Package ID: *GSS0408002-1*

Gamma Spectroscopy Results

PAI 713 Rev 8

Sample Results

Lab Name: Paragon Analytics
Work Order Number: 0408002
Client Name: New World Technologies
ClientProject ID: Ravenna GA00563

Field ID: RBG-4
Lab ID: 0408002-14

Library: FANP

Sample Matrix: SOIL
Prep SOP: PAI 739 Rev 8
Date Collected: 27-Jul-04
Date Prepared: 09-Aug-04
Date Analyzed: 17-Aug-04

Prep Batch: GS040809-2
QCBatchID: GS040809-2-1
Run ID: GS040809-2A
Count Time: 30 minutes
Report Basis: Dry Weight

Final Aliquot: 418 g
Prep Basis: Dry Weight
Moisture(%): NA
Result Units: pCi/g
File Name: 041403D08A

CASNO	Target Nuclide	Result +/- 2 s TPU	MDC	Lab Qualifier
14331-83-0	Ac-228	0.49 +/- 0.21	0.32	LT,G
14391-76-5	Ag-110m	-0.014 +/- 0.052	0.101	U,G
14682-66-7	Al-26	0.006 +/- 0.034	0.075	U,G
14596-10-2	Am-241	-0.03 +/- 0.10	0.19	U,G
13966-02-4	Be-7	0.42 +/- 0.47	0.74	U,G
14913-49-6	Bi-212	0.46 +/- 0.91	1.56	U,G
14733-03-0	Bi-214	0.47 +/- 0.17	0.20	G,J
13982-30-4	Ce-139	0.032 +/- 0.036	0.059	U,G
14762-78-8	Ce-144	-0.04 +/- 0.22	0.41	U,G
14093-03-9	Co-56	0.02 +/- 0.13	0.24	U,G
13981-50-5	Co-57	-0.015 +/- 0.027	0.051	U,G
13981-38-9	Co-58	0.006 +/- 0.050	0.096	U,G
10198-40-0	Co-60	0.003 +/- 0.052	0.103	U,G
14392-02-0	Cr-51	0.03 +/- 0.53	0.97	U,G
13967-70-9	Cs-134	-0.013 +/- 0.059	0.110	U,G

Comments:

Qualifiers/Flags:

U - Result is less than the sample specific MDC or less than the associated TPU

Y1 - Chemical Yield is in control at 100-110%. Quantitative Yield is assumed.

Y2 - Chemical Yield outside default limits.

LT - Result is less than Requested MDC, greater than sample specific MDC.

M3 - The requested MDC was not met, but the reported activity is greater than the reported MDC.

M - The requested MDC was not met.

SQ - Spectral quality prevents accurate quantitation.

SI - Nuclide identification and/or quantitation is tentative.

TI - Nuclide identification is tentative.

R - Nuclide has exceeded 8 halflives.

G - Sample density differs by more than 15% of LCS density.

Abbreviations:

TPU - Total Propagated Uncertainty (see PAI SOP 743)

MDC - Minimum Detectable Concentration (see PAI SOP 709)

BDL - Below Detection Limit

Data Package ID: *GSS0408002-1*

Gamma Spectroscopy Results

PAI 713 Rev 8

Sample Results

Lab Name: Paragon Analytics
Work Order Number: 0408002
Client Name: New World Technologies
ClientProject ID: Ravenna GA00563

Field ID: RBG-4
Lab ID: 0408002-14

Library: FANP

Sample Matrix: SOIL
Prep SOP: PAI 739 Rev 8
Date Collected: 27-Jul-04
Date Prepared: 09-Aug-04
Date Analyzed: 17-Aug-04

Prep Batch: GS040809-2
QCBatchID: GS040809-2-1
Run ID: GS040809-2A
Count Time: 30 minutes
Report Basis: Dry Weight

Final Aliquot: 418 g
Prep Basis: Dry Weight
Moisture(%): NA
Result Units: pCi/g
File Name: 041403D08A

CASNO	Target Nuclide	Result +/- 2 s TPU	MDC	Lab Qualifier
10045-97-3	Cs-137	0.035 +/- 0.055	0.093	U,G
14683-23-9	Eu-152	0.12 +/- 0.25	0.46	U,G
15585-10-1	Eu-154	0.24 +/- 0.30	0.49	U,G
14391-16-3	Eu-155	-0.05 +/- 0.11	0.21	U,G
14596-12-4	Fe-59	-0.19 +/- 0.13	0.32	U,G
10043-66-0	I-131	-0.22 +/- 0.23	0.48	U,G
13966-00-2	K-40	9.7 +/- 2.1	1.4	G
13966-31-9	Mn-54	0.010 +/- 0.057	0.104	U,G
13966-32-0	Na-22	0.009 +/- 0.060	0.113	U,G
14681-63-1	Nb-94	0.030 +/- 0.054	0.093	U,G
13967-76-5	Nb-95	0.028 +/- 0.066	0.116	U,G
15100-28-4	Pa-234m	4.4 +/- 8.1	14.0	U,G
15092-94-1	Pb-212	0.58 +/- 0.15	0.15	G
15067-28-4	Pb-214	0.49 +/- 0.14	0.19	G,J
13967-48-1	Ru-106	0.23 +/- 0.42	0.72	U,G

Comments:

Qualifiers/Flags:

U - Result is less than the sample specific MDC or less than the associated TPU

Y1 - Chemical Yield is in control at 100-110%. Quantitative Yield is assumed.

Y2 - Chemical Yield outside default limits.

LT - Result is less than Requested MDC, greater than sample specific MDC.

M3 - The requested MDC was not met, but the reported activity is greater than the reported MDC.

M - The requested MDC was not met.

SQ - Spectral quality prevents accurate quantitation.

SI - Nuclide identification and/or quantitation is tentative.

TI - Nuclide identification is tentative.

R - Nuclide has exceeded 8 halflives.

G - Sample density differs by more than 15% of LCS density.

Abbreviations:

TPU - Total Propagated Uncertainty (see PAI SOP 743)

MDC - Minimum Detectable Concentration (see PAI SOP 709)

BDL - Below Detection Limit

Data Package ID: *GSS0408002-1*

Gamma Spectroscopy Results

PAI 713 Rev 8

Sample Results

Lab Name: Paragon Analytics
Work Order Number: 0408002
Client Name: New World Technologies
ClientProject ID: Ravenna GA00563

Field ID: RBG-4
Lab ID: 0408002-14

Library: FANP

Sample Matrix: SOIL
Prep SOP: PAI 739 Rev 8
Date Collected: 27-Jul-04
Date Prepared: 09-Aug-04
Date Analyzed: 17-Aug-04

Prep Batch: GS040809-2
QCBatchID: GS040809-2-1
Run ID: GS040809-2A
Count Time: 30 minutes
Report Basis: Dry Weight

Final Aliquot: 418 g
Prep Basis: Dry Weight
Moisture(%): NA
Result Units: pCi/g
File Name: 041403D08A

CASNO	Target Nuclide	Result +/- 2 s TPU	MDC	Lab Qualifier
14683-10-4	Sb-124	-0.005 +/- 0.073	0.134	U,G
14234-35-6	Sb-125	-0.19 +/- 0.12	0.27	U,G
13967-63-0	Sc-46	-0.032 +/- 0.062	0.128	U,G
15623-47-9	Th-227	0.06 +/- 0.22	0.39	U,G
15065-10-8	Th-234	1.12 +/- 0.54	0.98	G,TI
14913-50-9	Tl-208	0.160 +/- 0.082	0.112	G
15117-96-1	U-235	-0.10 +/- 0.22	0.41	U,G
13982-39-3	Zn-65	-0.15 +/- 0.13	0.29	U,G

Comments:

Qualifiers/Flags:

U - Result is less than the sample specific MDC or less than the associated TPU

Y1 - Chemical Yield is in control at 100-110%. Quantitative Yield is assumed.

Y2 - Chemical Yield outside default limits.

LT - Result is less than Requested MDC, greater than sample specific MDC.

M3 - The requested MDC was not met, but the reported activity is greater than the reported MDC.

M - The requested MDC was not met.

SQ - Spectral quality prevents accurate quantitation.

SI - Nuclide identification and/or quantitation is tentative.

TI - Nuclide identification is tentative.

R - Nuclide has exceeded 8 halflives.

G - Sample density differs by more than 15% of LCS density.

Abbreviations:

TPU - Total Propagated Uncertainty (see PAI SOP 743)

MDC - Minimum Detectable Concentration (see PAI SOP 709)

BDL - Below Detection Limit

Data Package ID: *GSS0408002-1*

Gamma Spectroscopy Results

PAI 713 Rev 8

Sample Results

Lab Name: Paragon Analytics
Work Order Number: 0408002
Client Name: New World Technologies
ClientProject ID: Ravenna GA00563

Field ID: RBG-5
Lab ID: 0408002-15

Library: FANP

Sample Matrix: SOIL
Prep SOP: PAI 739 Rev 8
Date Collected: 27-Jul-04
Date Prepared: 09-Aug-04
Date Analyzed: 17-Aug-04

Prep Batch: GS040809-2
QCBatchID: GS040809-2-1
Run ID: GS040809-2A
Count Time: 30 minutes
Report Basis: Dry Weight

Final Aliquot: 392 g
Prep Basis: Dry Weight
Moisture(%): NA
Result Units: pCi/g
File Name: 041428D03A

CASNO	Target Nuclide	Result +/- 2 s TPU	MDC	Lab Qualifier
14331-83-0	Ac-228	0.81 +/- 0.26	0.44	LT,G
14391-76-5	Ag-110m	-0.001 +/- 0.068	0.170	U,G
14682-66-7	Al-26	0.023 +/- 0.069	0.127	U,G
14596-10-2	Am-241	-0.14 +/- 0.47	0.84	U,G
13966-02-4	Be-7	0.32 +/- 0.66	1.12	U,G
14913-49-6	Bi-212	1.2 +/- 1.1	1.8	U,G
14733-03-0	Bi-214	0.93 +/- 0.25	0.25	G,J
13982-30-4	Ce-139	-0.017 +/- 0.056	0.100	U,G
14762-78-8	Ce-144	0.18 +/- 0.33	0.56	U,G
14093-03-9	Co-56	0.08 +/- 0.15	0.26	U,G
13981-50-5	Co-57	0.007 +/- 0.044	0.076	U,G
13981-38-9	Co-58	-0.083 +/- 0.073	0.157	U,G
10198-40-0	Co-60	-0.048 +/- 0.084	0.171	U,G
14392-02-0	Cr-51	-0.28 +/- 0.68	1.28	U,G
13967-70-9	Cs-134	0.012 +/- 0.065	0.115	U,G

Comments:

Qualifiers/Flags:

U - Result is less than the sample specific MDC or less than the associated TPU

Y1 - Chemical Yield is in control at 100-110%. Quantitative Yield is assumed.

Y2 - Chemical Yield outside default limits.

LT - Result is less than Requested MDC, greater than sample specific MDC.

M3 - The requested MDC was not met, but the reported activity is greater than the reported MDC.

M - The requested MDC was not met.

SQ - Spectral quality prevents accurate quantitation.

SI - Nuclide identification and/or quantitation is tentative.

TI - Nuclide identification is tentative.

R - Nuclide has exceeded 8 halflives.

G - Sample density differs by more than 15% of LCS density.

Abbreviations:

TPU - Total Propagated Uncertainty (see PAI SOP 743)

MDC - Minimum Detectable Concentration (see PAI SOP 709)

BDL - Below Detection Limit

Data Package ID: *GSS0408002-1*

Gamma Spectroscopy Results

PAI 713 Rev 8

Sample Results

Lab Name: Paragon Analytics
Work Order Number: 0408002
Client Name: New World Technologies
ClientProject ID: Ravenna GA00563

Field ID: RBG-5
Lab ID: 0408002-15

Library: FANP

Sample Matrix: SOIL
Prep SOP: PAI 739 Rev 8
Date Collected: 27-Jul-04
Date Prepared: 09-Aug-04
Date Analyzed: 17-Aug-04

Prep Batch: GS040809-2
QCBatchID: GS040809-2-1
Run ID: GS040809-2A
Count Time: 30 minutes
Report Basis: Dry Weight

Final Aliquot: 392 g
Prep Basis: Dry Weight
Moisture(%): NA
Result Units: pCi/g
File Name: 041428D03A

CASNO	Target Nuclide	Result +/- 2 s TPU	MDC	Lab Qualifier
10045-97-3	Cs-137	0.136 +/- 0.081	0.114	G
14683-23-9	Eu-152	0.13 +/- 0.33	0.59	U,G
15585-10-1	Eu-154	0.04 +/- 0.44	0.81	U,G
14391-16-3	Eu-155	-0.09 +/- 0.20	0.36	U,G
14596-12-4	Fe-59	0.15 +/- 0.19	0.30	U,G
10043-66-0	I-131	0.12 +/- 0.31	0.54	U,G
13966-00-2	K-40	13.3 +/- 2.6	1.3	G
13966-31-9	Mn-54	0.008 +/- 0.061	0.112	U,G
13966-32-0	Na-22	-0.061 +/- 0.093	0.186	U,G
14681-63-1	Nb-94	0.017 +/- 0.068	0.120	U,G
13967-76-5	Nb-95	0.046 +/- 0.091	0.155	U,G
15100-28-4	Pa-234m	20 +/- 14	20	G,TI
15092-94-1	Pb-212	0.98 +/- 0.20	0.18	G
15067-28-4	Pb-214	0.95 +/- 0.21	0.25	G,J
13967-48-1	Ru-106	0.64 +/- 0.61	0.95	U,G

Comments:

Qualifiers/Flags:

U - Result is less than the sample specific MDC or less than the associated TPU

Y1 - Chemical Yield is in control at 100-110%. Quantitative Yield is assumed.

Y2 - Chemical Yield outside default limits.

LT - Result is less than Requested MDC, greater than sample specific MDC.

M3 - The requested MDC was not met, but the reported activity is greater than the reported MDC.

M - The requested MDC was not met.

SQ - Spectral quality prevents accurate quantitation.

SI - Nuclide identification and/or quantitation is tentative.

TI - Nuclide identification is tentative.

R - Nuclide has exceeded 8 halflives.

G - Sample density differs by more than 15% of LCS density.

Abbreviations:

TPU - Total Propagated Uncertainty (see PAI SOP 743)

MDC - Minimum Detectable Concentration (see PAI SOP 709)

BDL - Below Detection Limit

Data Package ID: *GSS0408002-1*

Gamma Spectroscopy Results

PAI 713 Rev 8

Sample Results

Lab Name: Paragon Analytics
Work Order Number: 0408002
Client Name: New World Technologies
ClientProject ID: Ravenna GA00563

Field ID: RBG-5
Lab ID: 0408002-15

Library: FANP

Sample Matrix: SOIL
Prep SOP: PAI 739 Rev 8
Date Collected: 27-Jul-04
Date Prepared: 09-Aug-04
Date Analyzed: 17-Aug-04

Prep Batch: GS040809-2
QCBatchID: GS040809-2-1
Run ID: GS040809-2A
Count Time: 30 minutes
Report Basis: Dry Weight

Final Aliquot: 392 g
Prep Basis: Dry Weight
Moisture(%): NA
Result Units: pCi/g
File Name: 041428D03A

CASNO	Target Nuclide	Result +/- 2 s TPU	MDC	Lab Qualifier
14683-10-4	Sb-124	-0.076 +/- 0.080	0.159	U,G
14234-35-6	Sb-125	-0.03 +/- 0.17	0.31	U,G
13967-63-0	Sc-46	0 +/- 0.073	0.138	U,G
15623-47-9	Th-227	-0.08 +/- 0.52	0.91	U,G
15065-10-8	Th-234	0.9 +/- 1.6	2.7	U,G
14913-50-9	Tl-208	0.29 +/- 0.11	0.14	G
15117-96-1	U-235	0.01 +/- 0.37	0.64	U,G
13982-39-3	Zn-65	-0.30 +/- 0.22	0.45	U,G

Comments:

Qualifiers/Flags:

U - Result is less than the sample specific MDC or less than the associated TPU

Y1 - Chemical Yield is in control at 100-110%. Quantitative Yield is assumed.

Y2 - Chemical Yield outside default limits.

LT - Result is less than Requested MDC, greater than sample specific MDC.

M3 - The requested MDC was not met, but the reported activity is greater than the reported MDC.

M - The requested MDC was not met.

SQ - Spectral quality prevents accurate quantitation.

SI - Nuclide identification and/or quantitation is tentative.

TI - Nuclide identification is tentative.

R - Nuclide has exceeded 8 halflives.

G - Sample density differs by more than 15% of LCS density.

Abbreviations:

TPU - Total Propagated Uncertainty (see PAI SOP 743)

MDC - Minimum Detectable Concentration (see PAI SOP 709)

BDL - Below Detection Limit

Data Package ID: *GSS0408002-1*

Gamma Spectroscopy Results

PAI 713 Rev 8

Sample Results

Lab Name: Paragon Analytics
Work Order Number: 0408002
Client Name: New World Technologies
ClientProject ID: Ravenna GA00563

Field ID: RBG-6
Lab ID: 0408002-16

Library: FANP

Sample Matrix: SOIL
Prep SOP: PAI 739 Rev 8
Date Collected: 27-Jul-04
Date Prepared: 09-Aug-04
Date Analyzed: 17-Aug-04

Prep Batch: GS040809-2
QCBatchID: GS040809-2-1
Run ID: GS040809-2A
Count Time: 30 minutes
Report Basis: Dry Weight

Final Aliquot: 358 g
Prep Basis: Dry Weight
Moisture(%): NA
Result Units: pCi/g
File Name: 040271D05A

CASNO	Target Nuclide	Result +/- 2 s TPU	MDC	Lab Qualifier
14331-83-0	Ac-228	1.13 +/- 0.32	0.49	G
14391-76-5	Ag-110m	-0.075 +/- 0.098	0.198	U,G
14682-66-7	Al-26	-0.005 +/- 0.061	0.128	U,G
14596-10-2	Am-241	-0.03 +/- 0.65	1.16	U,G
13966-02-4	Be-7	-0.32 +/- 0.76	1.43	U,G
14913-49-6	Bi-212	2.1 +/- 1.4	2.0	G
14733-03-0	Bi-214	1.48 +/- 0.31	0.28	G,J
13982-30-4	Ce-139	0.032 +/- 0.062	0.104	U,G
14762-78-8	Ce-144	0.23 +/- 0.44	0.74	U,G
14093-03-9	Co-56	0.22 +/- 0.19	0.28	U,G
13981-50-5	Co-57	-0.009 +/- 0.058	0.103	U,G
13981-38-9	Co-58	-0.023 +/- 0.096	0.181	U,G
10198-40-0	Co-60	-0.034 +/- 0.089	0.175	U,G
14392-02-0	Cr-51	0.88 +/- 0.88	1.40	U,G
13967-70-9	Cs-134	0.009 +/- 0.075	0.134	U,G

Comments:

Qualifiers/Flags:

U - Result is less than the sample specific MDC or less than the associated TPU

Y1 - Chemical Yield is in control at 100-110%. Quantitative Yield is assumed.

Y2 - Chemical Yield outside default limits.

LT - Result is less than Requested MDC, greater than sample specific MDC.

M3 - The requested MDC was not met, but the reported activity is greater than the reported MDC.

M - The requested MDC was not met.

SQ - Spectral quality prevents accurate quantitation.

SI - Nuclide identification and/or quantitation is tentative.

TI - Nuclide identification is tentative.

R - Nuclide has exceeded 8 halflives.

G - Sample density differs by more than 15% of LCS density.

Abbreviations:

TPU - Total Propagated Uncertainty (see PAI SOP 743)

MDC - Minimum Detectable Concentration (see PAI SOP 709)

BDL - Below Detection Limit

Data Package ID: *GSS0408002-1*

Gamma Spectroscopy Results

PAI 713 Rev 8

Sample Results

Lab Name: Paragon Analytics
Work Order Number: 0408002
Client Name: New World Technologies
ClientProject ID: Ravenna GA00563

Field ID: RBG-6
Lab ID: 0408002-16

Library: FANP

Sample Matrix: SOIL
Prep SOP: PAI 739 Rev 8
Date Collected: 27-Jul-04
Date Prepared: 09-Aug-04
Date Analyzed: 17-Aug-04

Prep Batch: GS040809-2
QCBatchID: GS040809-2-1
Run ID: GS040809-2A
Count Time: 30 minutes
Report Basis: Dry Weight

Final Aliquot: 358 g
Prep Basis: Dry Weight
Moisture(%): NA
Result Units: pCi/g
File Name: 040271D05A

CASNO	Target Nuclide	Result +/- 2 s TPU	MDC	Lab Qualifier
10045-97-3	Cs-137	0.73 +/- 0.17	0.13	G
14683-23-9	Eu-152	0.35 +/- 0.38	0.60	U,G
15585-10-1	Eu-154	-0.07 +/- 0.39	0.76	U,G
14391-16-3	Eu-155	0.13 +/- 0.25	0.41	U,G
14596-12-4	Fe-59	0.13 +/- 0.19	0.32	U,G
10043-66-0	I-131	0.17 +/- 0.42	0.71	U,G
13966-00-2	K-40	12.0 +/- 2.5	1.8	G
13966-31-9	Mn-54	0.086 +/- 0.079	0.123	U,G
13966-32-0	Na-22	0.054 +/- 0.084	0.141	U,G
14681-63-1	Nb-94	0.062 +/- 0.075	0.122	U,G
13967-76-5	Nb-95	-0.07 +/- 0.11	0.20	U,G
15100-28-4	Pa-234m	2 +/- 12	22	U,G
15092-94-1	Pb-212	1.16 +/- 0.25	0.27	G
15067-28-4	Pb-214	1.65 +/- 0.29	0.28	G,J
13967-48-1	Ru-106	0.05 +/- 0.64	1.16	U,G

Comments:

Qualifiers/Flags:

U - Result is less than the sample specific MDC or less than the associated TPU

Y1 - Chemical Yield is in control at 100-110%. Quantitative Yield is assumed.

Y2 - Chemical Yield outside default limits.

LT - Result is less than Requested MDC, greater than sample specific MDC.

M3 - The requested MDC was not met, but the reported activity is greater than the reported MDC.

M - The requested MDC was not met.

SQ - Spectral quality prevents accurate quantitation.

SI - Nuclide identification and/or quantitation is tentative.

TI - Nuclide identification is tentative.

R - Nuclide has exceeded 8 halflives.

G - Sample density differs by more than 15% of LCS density.

Abbreviations:

TPU - Total Propagated Uncertainty (see PAI SOP 743)

MDC - Minimum Detectable Concentration (see PAI SOP 709)

BDL - Below Detection Limit

Data Package ID: *GSS0408002-1*

Gamma Spectroscopy Results

PAI 713 Rev 8

Sample Results

Lab Name: Paragon Analytics
Work Order Number: 0408002
Client Name: New World Technologies
ClientProject ID: Ravenna GA00563

Field ID: RBG-6
Lab ID: 0408002-16

Library: FANP

Sample Matrix: SOIL
Prep SOP: PAI 739 Rev 8
Date Collected: 27-Jul-04
Date Prepared: 09-Aug-04
Date Analyzed: 17-Aug-04

Prep Batch: GS040809-2
QCBatchID: GS040809-2-1
Run ID: GS040809-2A
Count Time: 30 minutes
Report Basis: Dry Weight

Final Aliquot: 358 g
Prep Basis: Dry Weight
Moisture(%): NA
Result Units: pCi/g
File Name: 040271D05A

CASNO	Target Nuclide	Result +/- 2 s TPU	MDC	Lab Qualifier
14683-10-4	Sb-124	-0.049 +/- 0.094	0.178	U,G
14234-35-6	Sb-125	-0.13 +/- 0.20	0.39	U,G
13967-63-0	Sc-46	0 +/- 0.084	0.155	U,G
15623-47-9	Th-227	-1.9 +/- 8.3	13.7	U,G
15065-10-8	Th-234	1.3 +/- 1.4	2.3	U,G
14913-50-9	Tl-208	0.245 +/- 0.098	0.118	G
15117-96-1	U-235	-0.02 +/- 0.39	0.69	U,G
13982-39-3	Zn-65	-0.18 +/- 0.33	0.60	U,G

Comments:

Qualifiers/Flags:

U - Result is less than the sample specific MDC or less than the associated TPU

Y1 - Chemical Yield is in control at 100-110%. Quantitative Yield is assumed.

Y2 - Chemical Yield outside default limits.

LT - Result is less than Requested MDC, greater than sample specific MDC.

M3 - The requested MDC was not met, but the reported activity is greater than the reported MDC.

M - The requested MDC was not met.

SQ - Spectral quality prevents accurate quantitation.

SI - Nuclide identification and/or quantitation is tentative.

TI - Nuclide identification is tentative.

R - Nuclide has exceeded 8 halflives.

G - Sample density differs by more than 15% of LCS density.

Abbreviations:

TPU - Total Propagated Uncertainty (see PAI SOP 743)

MDC - Minimum Detectable Concentration (see PAI SOP 709)

BDL - Below Detection Limit

Data Package ID: *GSS0408002-1*

PARAGON ANALYTICS
225 Commerce Drive ◆ Fort Collins, CO 80524 ◆ (800) 443-1511 ◆ (970) 490-1511 ◆ FAX (970) 490-1522

September 15, 2004

Mr. Dan Spicuzza
New World Technology
322 Albert Street
Turtle Creek, PA 15145

Re: Paragon Workorder: 04-08-106
Client Project Name: Ravenna
Client Project Number: GA00563

Dear Mr. Spicuzza:

Twenty soil samples were received from New World Technology on August 12, 2004. The samples were scheduled for Gamma Spectroscopy (pages 1-326) analysis. The results for this analysis are contained in the enclosed reports.

Thank you for your confidence in Paragon Analytics. Should you have any questions, please call.

Sincerely,

Paragon Analytics
Lance Steere
Senior Project Manager

LRS/ja
Enclosure: Report

Paragon Analytics

Sample Number(s) Cross-Reference Table

Paragon OrderNum: 0408106
Client Name: New World Technologies
Client Project Name: Ravenna
Client Project Number: GA00563
Client PO Number: 40149

Client Sample	Lab Sample Number	COC Number	Matrix	Date Collected	Time Collected
RR-1	0408106-1		SOIL	06-Aug-04	12:20
RR-2	0408106-2		SOIL	06-Aug-04	12:25
RR-3	0408106-3		SOIL	06-Aug-04	12:35
RR-4	0408106-4		SOIL	06-Aug-04	12:40
RR-5	0408106-5		SOIL	06-Aug-04	12:45
RR-6	0408106-6		SOIL	06-Aug-04	12:50
RR-7	0408106-7		SOIL	06-Aug-04	12:55
RR-8	0408106-8		SOIL	06-Aug-04	13:00
RR-9	0408106-9		SOIL	06-Aug-04	13:05
RR-10	0408106-10		SOIL	06-Aug-04	13:10
RR-11	0408106-11		SOIL	06-Aug-04	13:20
RR-12	0408106-12		SOIL	06-Aug-04	13:25
RR-13	0408106-13		SOIL	06-Aug-04	13:30
RR-14	0408106-14		SOIL	06-Aug-04	13:35
RR-15	0408106-15		SOIL	06-Aug-04	13:40
RR-16	0408106-16		SOIL	06-Aug-04	13:50
RR-17	0408106-17		SOIL	06-Aug-04	13:55
RR-18	0408106-18		SOIL	06-Aug-04	14:00
RR-19	0408106-19		SOIL	06-Aug-04	14:05
RR-20	0408106-20		SOIL	06-Aug-04	14:15

Paragon Analytics
A Division of DataChem Laboratories, Inc.

225 Commerce Drive Fort Collins, CO 80524
800-443-1511 or (970) 490-1511 (970) 490-1522 Fax

Accession Number (LAB ID) 0408106

Chain-of-Custody Date 8-9-04 Page 1 of 3 **Originator:** Retain pink copy

Project Name / No.: [illegible] Sampler(s): [illegible] Turnaround (circle one): Standard or Rush (Due 9-13-04) Dispose: Date [illegible] or Return to Client

Report To: [illegible]
Phone: (412) 824-2333
Fax: (412) 824-8256
E-mail: [illegible]@aol.com
Company: NWT
Address: 322 Albert St. Turtle Creek, PA 15145

Circle method (right); provide additional information as needed (comments).

Sample ID	Date	Time *	Lab ID	Matrix	Preservative (indicate type)	No. of Containers	VOCs SW8260B E624 E524.2	BTEX (only) SW8021B	SVOCs SW8270C E625	OC Pesticides SW8081A E608	PCBs SW8082 E608	Herbicides SW8151A	Explosives SW8330	TCLP Organics SW1311 SW8260B 8270C 8081A 8151A	TCLP Metals SW1311 SW6010B SW7471	Total Metals by ICP SW6010B 7470 7471 E200 ILMO__	Dissolved Metals by ICP SW6010B 7470 E200 ILMO__	Total Metals by ICP/MS SW6020 E200.8 ILMO__	Dissolved Metals by ICP/MS SW6020 E200.8 ILMO__	Hexavalent Chromium SW7196A Alkaline Digest? Y / N	Inorganic Anions SW9056 E300.0 (specify in comments)	Solids: Total E160.3 TDS E160.1 TSS E160.2	pH SW9040B SW9045C	TPH GRO DRO SW8015B (both)	Gross Alpha / Beta SW9310 E900.0	Actinides by Paragon SOP Pu / U / Am / Th / Cm / ___	Tritium E906.0	Total Alpha-Emitting Radium SW9315 E903.0	Radium 226 SW9320 E904.0	Strontium 89 D5811-00	Gamma Isotopes E901.1 Ac-225
RR-1	8-6-04	1220	1	S	NA	1																									X
RR-2		1225	2	S		1																									X
RR-3		1235	3	S		1																									X
RR-4		1240	4	S		1																									X
RR-5		1245	5	S		1																									X
RR-6		1250	6	S		1																									X
RR-7		1255	7	S		1																									X
RR-8		1300	8	S		1																									X
RR-9		1305	9	S		1																									X
RR-10		1310	10	S		1																									X
RR-11		1320	11	S		1																									X

* Time Zone: EST CST MST PST Matrix Key: O = oil, S = soil, NS = non-soil solid, W = water, L = liquid, E = extract, F = filter

Comments:

Relinquished By: (1)	Relinquished By: (2)
Signature [signature]	Signature
Printed Name [signature]	Printed Name
Date 8-10-04 Time 0700	Date Time
Company NWT	Company

Received By: (1)	Received By: (2)
Signature [signature]	Signature
Printed Name Matthew Weshman	Printed Name
Date 8/12/04 Time 0955	Date Time
Company Paragon	Company

Form 202r5.xls (4/6/04)

Paragon Analytics
A Division of DataChem Laboratories, Inc.

225 Commerce Drive Fort Collins, CO 80524
800-443-1511 or (970) 490-1511 (970) 490-1522 Fax

Accession Number (LAB ID) 0408106

Chain-of-Custody Date 8-9-04 Page 1 of 3

Originator: Retain pink copy

Project Name / No.: [illegible] Sampler(s): [illegible] Turnaround (circle one): **Standard** or Rush (Due 9-13-04) Dispose: Date 9-16-04 or Return to Client

Report To: 6A00563
Phone: See page 1 of 3
Fax:
E-mail:
Company:
Address:

Circle method (right); provide additional information as needed (comments).

Sample ID	Date	Time *	Lab ID	Matrix	Preservative (indicate type)	No. of Containers	VOCs SW8260B E624 E524.2	BTEX (only) SW8021B	SVOCs SW8270C E625	OC Pesticides SW8081A E608	PCBs SW8082 E608	Herbicides SW8151A	Explosives SW8330	TCLP Organics SW1311 SW8260B 8270C 8081A 8151A	TCLP Metals SW1311 SW6010B SW7471	Total Metals by ICP SW6010B 7470 7471 E200 ILMO__	Dissolved Metals by ICP SW6010B 7470 E200 ILMO__	Total Metals by ICP/MS SW6020 E200.8 ILMO__	Dissolved Metals by ICP/MS SW6020 E200.8 ILMO__	Hexavalent Chromium SW7196A Alkaline Digest? Y / N	Inorganic Anions SW9056 E300.0 (specify in comments)	Solids: Total E160.3 TDS E160.1 TSS E160.2	pH SW9040B SW9045C	TPH GRO DRO SW8015B (both)	Gross Alpha / Beta SW9310 E900.0	Actinides by Paragon SOP Pu / U / Am / Th / Cm / ___	Tritium E906.0	Total Alpha-Emitting Radium SW9315 E903.0	Radium 226 SW9320 E904.0	Strontium 89 D5811-00	Gamma Isotopes E901.1
RR-12	8-9-04	1315	12	S	N/A	1																									X
RR-13		1330	13	S		1																									X
RR-14		1335	14	S		1																									X
RR-15		1340	15	S		1																									X
RR-16		1350	16	S		1																									X
RR-17		1355	17	S		1																									X
RR-18		1400	18	S		1																									X
RR-19		1405	19	S		1																									X
RR-20		1415	20	S		1																									X
RR-21		1425	21	S		1																									X
RR-22		1435	22	S		1																									X

* Time Zone: EST CST MST PST **Matrix Key:** O = oil, S = soil, NS = non-soil solid, W = water, L = liquid, E = extract, F = filter

Comments:

Form 202r5.xls (4/6/04)

Relinquished By: (1)	Relinquished By: (2)
Signature [illegible]	Signature
Printed Name [illegible]	Printed Name
Date 8-10-04 Time 0700	Date Time
Company NWT	Company

Received By: (1)	Received By: (2)
Signature [illegible]	Signature
Printed Name Matthew Workman	Printed Name
Date 8/12/04 Time 0935	Date Time
Company Paragon	Company

Paragon Analytics

CONDITION OF SAMPLE UPON RECEIPT FORM

Client: New World Workorder No: 0408106

Project Manager: CRS Initials: NW Date: 8/12/04

1.	Does this project require any **special handling** in addition to standard Paragon procedures?		YES	(NO)
2.	Is **pre-screening** required per SOP 008?		YES	(NO)
3.	Are custody **seals** on **shipping containers** intact?	N/A	(YES)	NO
4.	Are custody **seals** on **sample containers** intact?	(N/A)	YES	NO
5.	Is there a **COC (Chain-of-Custody) present** or other representative documents?		(YES)	NO
6.	Is the **COC** (if applicable) **complete and legible**?	N/A	(YES)	NO
7.	Are **bottle IDs legible** and in **agreement** with **COC sample IDs**?	N/A	(YES)	NO
8.	Is the COC in agreement with samples received? (**# of samples, # of containers, matrix**)	N/A	(YES)	NO
9.	Were **airbills** present and/or removable?	N/A	(YES)	NO
10.	Are all **aqueous samples** requiring preservation **preserved correctly**? (excluding volatile organics)	(N/A)	YES	NO
11.	Are all aqueous **non-preserved samples** at the **correct pH**?	(N/A)	YES	NO
12.	Is there **sufficient sample** for the requested analyses?		(YES)	NO
13.	Were all samples placed in the **proper containers** for the requested analyses?		(YES)	NO
14.	Are all samples within **holding times** for the requested analyses?		(YES)	NO
15.	Were all sample containers received **intact**? (not broken or leaking, etc.)		(YES)	NO
16.	Are all samples requiring no headspace (volatiles, reactive cyanide/sulfide, radon), headspace free? **Size of bubble:** ____ < green pea ____ > green pea	(N/A)	YES	NO
17.	Were samples checked for and free from the presence of **residual chlorine?** (Applicable when PM has indicated samples are from a chlorinated water source; note if field preservation with sodium thiosulfate was not observed.)	(N/A)	YES	NO
18.	Were the sample(s) **shipped on ice**?	(N/A)	YES	NO
19.	Were cooler temperatures measured at 0.1-6.0°C? **IR gun used*: #1 #2**	(N/A)	YES	NO

*IR Gun #1: Raytek, SN SC-PM3/T29403

*IR Gun #2: Oakton, SN 2SCIR1201

Cooler #'s	1							
Temperature	Ambient							
No. of custody seals	1							
DOT Survey/ Acceptance Information: External µR/hr reading	17							
DOT Survey/ Acceptance Information: Background µR/hr reading	12							

Were external µR/hr readings ≤ two times background and within DOT acceptance criteria? (YES) / NO (If no, see Form 008.)

Additional Information: PROVIDE DETAILS BELOW FOR A NO RESPONSE TO ANY QUESTION ABOVE EXCEPT #1 AND #2.

If applicable, was the client contacted? YES / NO / NA Contact Name: _____ Date/Time: _____

Project Manager Signature/ Date: [signature] 8/13/04

Form 201r18.xls (6/26/04)

FedEx Express *USA Airbill*

FedEx Tracking Number 8366 8127 5280

Form I.D. No. 0200

1 From

Date 10-0

Sender's Name Dan Sprouse Phone 412 944 133

Company NWT

Address 300 Allbert St. Dept./Floor/Suite/Room

City Turtle Creek State PA ZIP 15145

2 Your Internal Billing Reference GR0058

3 To

Recipient's Name Bruce Sterne Phone 970 440-1514

Company Fission Analytics

Address 345 Commerce Dr. To "HOLD" at FedEx location, print FedEx address. We cannot deliver to P.O. boxes or P.O. ZIP codes.

Address Dept./Floor/Suite/Room

City Ft. Collins State CO ZIP 80524

8366 8127 5280

4a Express Package Service *Packages up to 150 lbs.* Delivery commitment may be later in some areas.

- ☐ FedEx Priority Overnight — Next business morning
- ☐ FedEx Standard Overnight — Next business afternoon
- ☐ FedEx First Overnight — Earliest next business morning delivery to select locations
- ☐ FedEx 2Day — Second business day
- ☐ FedEx Express Saver — Third business day

FedEx Envelope rate not available. Minimum charge: One-pound rate

1 seal

4b Express Freight Service *Packages over 150 lbs.* Delivery commitment may be later in some areas.

- ☐ FedEx 1Day Freight* — Next business day
- ☐ FedEx 2Day Freight — Second business day
- ☐ FedEx 3Day Freight — Third business day

* Call for Confirmation: 17

5 Packaging * Declared value limit $500

- ☐ FedEx Envelope*
- ☐ FedEx Pak* — Includes FedEx Small Pak, FedEx Large Pak, and FedEx Sturdy Pak
- ☒ Other

Include FedEx address in Section 3.

- ☐ HOLD Saturday Delivery — Available only for FedEx Priority Overnight and FedEx 2Day to select ZIP codes
- ☐ HOLD Weekday at FedEx Location — Not available for FedEx First Overnight
- ☐ HOLD Saturday at FedEx Location — Available only for FedEx Priority Overnight and FedEx 2Day to select locations

Does this shipment contain dangerous goods? One box must be checked.

- ☒ No
- ☐ Yes — As per attached Shipper's Declaration
- ☐ Yes — Shipper's Declaration not required
- ☐ Dry Ice — Dry Ice, 9, UN 1845 ____ x ____ kg

Dangerous Goods (including Dry Ice) cannot be shipped in FedEx packaging.

☐ Cargo Aircraft Only

7 Payment *Bill to:* Enter FedEx Acct. No. or Credit Card No. below.

- ☒ Sender — Acct. No. in Section 1 will be billed
- ☐ Recipient
- ☐ Third Party
- ☐ Credit Card
- ☐ Cash/Check
- ☐ Obtain Recip. Acct. No.

Total Packages	Total Weight	Total Declared Value†	Total Charges
1	95	$ ____ .00	Credit Card Auth.

†Our liability is limited to $100 unless you declare a higher value. See back for details.

8 Release Signature *Sign to authorize delivery without obtaining signature.*

By signing you authorize us to deliver this shipment without obtaining a signature and agree to indemnify and hold us harmless from any resulting claims.

Questions? Visit our Web site at fedex.com or call 1.800.Go.FedEx 800.463.3339.

Rev Date 10/01 • Part #150612 • © 1994-2011 FedEx • PRINTED IN U.S.A. WCSL 62

04/08/06

04/08/07

M2 2/12/M

Paragon Analytics

Radiochemistry Case Narrative
Gamma Spectroscopy

New World Technologies

Ravenna / GA00563

Paragon Work Order 0408106

1. This report consists of analysis results for twenty soil samples received by Paragon Analytics on 8/12/04. The analysis results for these samples are reported on a 'dry weight' basis in units of pCi/gram.

2. These samples were prepared according to Paragon Analytics procedure PA SOP739R8.

3. The samples were analyzed for the presence of gamma emitting radionuclides according to Paragon Analytics procedure PA SOP713R8. The analyses were completed on 8/30/04.

4. Sample volumes were insufficient to allow preparation of duplicates. A duplicate analysis of samples RR-1 and RR-11 (PA ID's 0408106-1 and -11) were performed in lieu of prepared duplicates.

5. Activity concentrations above the calculated MDC are reported in some instances where minimum nuclide identification criteria are not met. Such tentative identifications result when the software attempts to calculate net activity concentrations for analytes where either one or both of the following criteria are not satisfied: the 'diagnostic' peak for a nuclide must be identified above the critical level, or the minimum library peak abundance must be attained. Nuclides not meeting these requirements have been flagged with a "TI" qualifier.

6. Paragon Analytics has found there to be a significant low bias to Pb-214 and Bi-214 results when using a mixed nuclide gamma source for efficiency calibrations. The magnitude of this bias has been determined to be approximately 32% for Bi-214, and 23% for Pb-214. Therefore, any reported results for Pb-214 and Bi-214 are flagged with a "J" qualifier, indicating the activity values to be an estimated value. Results are reported without further qualification.

7. There are cases where the sample density is less than the associated calibration standard density. Cases that exceed the limit of +/- 15% of the density of the calibration standard are flagged with a 'G', denoting a significant density difference between the sample and calibration standard. Consequently, the results may be biased high for the flagged results in this workorder. If requested, Paragon Analytics will perform a transmission spike in order to estimate a magnitude of this bias. The results are reported without further qualification.

8. Paragon Analytics follows the convention outlined in ANSI N42.23 for reporting significant digits in the TPU and MDC results. ANSI N42.23 states that the TPU result should be rounded to two significant digits and that the MDC result should be rounded to the same decimal place as the TPU result. In practice, this could result in an MDC result with a

reported value of 0 for samples with significant activity, including the batch laboratory control sample.

9. There are cases where the magnitude of negative activity is greater than the 2-sigma TPU. Under typical conditions, where background data is normally distributed and analyzed by paired observations, this event is likely to occur at least 2.5% of the time. Review of the data does not indicate a problem with the instrument or reporting systems and results are reported without further qualification.

10. No problems were encountered with either the client samples or the associated quality control samples. All quality control criteria were met.

The data contained in the following report have been reviewed and approved by the personnel listed below. In addition, Paragon Analytics certifies that the analyses reported herein are true, complete and correct within the limits of the methods employed.

Radiochemistry Instrument Technician — Date: 9-14-04

FOR LEAH BACKO

Radiochemistry Final Data Review — Date: 9.15.04

1

PARAGON ANALYTICS
Radiochemistry Data Package

Section 1

SAMPLE RESULTS SUMMARY

A summary report is not provided.

Please refer to the individual sample results data in Section 3.

2

PARAGON ANALYTICS

Radiochemistry Data Package

Section 2

QC RESULTS SUMMARY

Gamma Spectroscopy Results

PAI 713 Rev 8

Method Blank Results

Lab Name: Paragon Analytics
Work Order Number: 0408106
Client Name: New World Technologies
ClientProject ID: Ravenna GA00563

Lab ID: GS040826-3MB

Sample Matrix: SOIL
Prep SOP: PAI 739 Rev 8
Date Collected: 26-Aug-04
Date Prepared: 26-Aug-04
Date Analyzed: 30-Aug-04

Prep Batch: GS040826-3
QCBatchID: GS040826-3-1
Run ID: gs040826-3a
Count Time: 30 minutes

Final Aliquot: 500 g
Result Units: pCi/g
File Name: 040326D05A

Library: FANP

CASNO	Target Nuclide	Result +/- 2 s TPU	MDC	Lab Qualifier
14331-83-0	Ac-228	-0.08 +/- 0.15	0.32	U
14391-76-5	Ag-110m	-0.010 +/- 0.035	0.070	U
14682-66-7	Al-26	0 +/- 0.037	0.078	U
14596-10-2	Am-241	0.19 +/- 0.28	0.47	U
13966-02-4	Be-7	-0.08 +/- 0.27	0.52	U
14913-49-6	Bi-212	0.16 +/- 0.41	0.74	U
14733-03-0	Bi-214	0.023 +/- 0.086	0.153	U,J
13982-30-4	Ce-139	-0.016 +/- 0.021	0.043	U
14762-78-8	Ce-144	0.01 +/- 0.13	0.24	U
14093-03-9	Co-56	-0.027 +/- 0.038	0.099	U
13981-50-5	Co-57	-0.001 +/- 0.020	0.037	U
13981-38-9	Co-58	0.015 +/- 0.039	0.069	U
10198-40-0	Co-60	0.024 +/- 0.034	0.056	U
14392-02-0	Cr-51	0.21 +/- 0.19	0.28	U
13967-70-9	Cs-134	0 +/- 0.033	0.062	U

Comments:

Qualifiers/Flags:

U - Result is less than the sample specific MDC or less than the associated TPU
Y1 - Chemical Yield is in control at 100-110%. Quantitative Yield is assumed.
Y2 - Chemical Yield outside default limits.
LT - Result is less than Requested MDC, greater than sample specific MDC.
SQ - Spectral quality prevents accurate quantitation.
SI - Nuclide identification and/or quantitation is tentative.
TI - Nuclide Identification is tentative.
R - Nuclide has exceeded 8 halflives.
M - Requested MDC not met.
B - Analyte concentration greater than MDC.
B3 - Analyte concentration greater than MDC but less than Requested MDC.

Abbreviations:

TPU - Total Propagated Uncertainty (see PAI SOP 743)
MDC - Minimum Detectable Concentration (see PAI SOP 709)
BDL - Below Detection Limit

Data Package ID: *GSS0408106-1*

Gamma Spectroscopy Results

PAI 713 Rev 8

Method Blank Results

Lab Name: Paragon Analytics
Work Order Number: 0408106
Client Name: New World Technologies
ClientProject ID: Ravenna GA00563

Lab ID: GS040826-3MB

Sample Matrix: SOIL
Prep SOP: PAI 739 Rev 8
Date Collected: 26-Aug-04
Date Prepared: 26-Aug-04
Date Analyzed: 30-Aug-04

Prep Batch: GS040826-3
QCBatchID: GS040826-3-1
Run ID: gs040826-3a
Count Time: 30 minutes

Final Aliquot: 500 g
Result Units: pCi/g
File Name: 040326D05A

Library: FANP

CASNO	Target Nuclide	Result +/- 2 s TPU	MDC	Lab Qualifier
10045-97-3	Cs-137	0 +/- 0.034	0.066	U
14683-23-9	Eu-152	0.03 +/- 0.16	0.32	U
15585-10-1	Eu-154	0.02 +/- 0.19	0.36	U
14391-16-3	Eu-155	-0.014 +/- 0.090	0.170	U
14596-12-4	Fe-59	-0.029 +/- 0.058	0.130	U
10043-66-0	I-131	0.015 +/- 0.029	0.050	U
13966-00-2	K-40	0.44 +/- 0.61	1.02	U
13966-31-9	Mn-54	-0.005 +/- 0.041	0.079	U
13966-32-0	Na-22	0.009 +/- 0.027	0.052	U
14681-63-1	Nb-94	-0.021 +/- 0.040	0.081	U
13967-76-5	Nb-95	-0.022 +/- 0.033	0.072	U
15100-28-4	Pa-234m	-2.9 +/- 6.9	14.3	U
15092-94-1	Pb-212	-0.030 +/- 0.051	0.100	U
15067-28-4	Pb-214	0.105 +/- 0.075	0.106	U,J
13967-48-1	Ru-106	0.31 +/- 0.34	0.54	U

Comments:

Qualifiers/Flags:

U - Result is less than the sample specific MDC or less than the associated TPU
Y1 - Chemical Yield is in control at 100-110%. Quantitative Yield is assumed.
Y2 - Chemical Yield outside default limits.
LT - Result is less than Requested MDC, greater than sample specific MDC.
SQ - Spectral quality prevents accurate quantitation.
SI - Nuclide identification and/or quantitation is tentative.
TI - Nuclide identification is tentative.
R - Nuclide has exceeded 8 halflives.
M - Requested MDC not met.
B - Analyte concentration greater than MDC.
B3 - Analyte concentration greater than MDC but less than Requested MDC.

Abbreviations:

TPU - Total Propegated Uncertainty (see PAI SOP 743)
MDC - Minimum Detectable Concentration (see PAI SOP 709)
BDL - Below Detection Limit

Data Package ID: *GSS0408106-1*

Gamma Spectroscopy Results

PAI 713 Rev 8

Method Blank Results

Lab Name: Paragon Analytics
Work Order Number: 0408106
Client Name: New World Technologies
ClientProject ID: Ravenna GA00563

Lab ID: GS040826-3MB

Sample Matrix: SOIL
Prep SOP: PAI 739 Rev 8
Date Collected: 26-Aug-04
Date Prepared: 26-Aug-04
Date Analyzed: 30-Aug-04

Prep Batch: GS040826-3
QCBatchID: GS040826-3-1
Run ID: gs040826-3a
Count Time: 30 minutes

Final Aliquot: 500 g
Result Units: pCi/g
File Name: 040326D05A

Library: FANP

CASNO	Target Nuclide	Result +/- 2 s TPU	MDC	Lab Qualifier
14683-10-4	Sb-124	-0.031 +/- 0.038	0.078	U
14234-35-6	Sb-125	0.008 +/- 0.068	0.130	U
13967-63-0	Sc-46	0.004 +/- 0.035	0.066	U
15623-47-9	Th-227	0.06 +/- 0.18	0.32	U
15065-10-8	Th-234	0.17 +/- 0.54	0.95	U
14913-50-9	Tl-208	-0.028 +/- 0.039	0.082	U
15117-96-1	U-235	0 +/- 0.16	0.29	U
13982-39-3	Zn-65	-0.073 +/- 0.077	0.177	U

Comments:

Qualifiers/Flags:

U - Result is less than the sample specific MDC or less than the associated TPU
Y1 - Chemical Yield is in control at 100-110%. Quantitative Yield is assumed.
Y2 - Chemical Yield outside default limits.
LT - Result is less than Requested MDC, greater than sample specific MDC.
SQ - Spectral quality prevents accurate quantitation.
SI - Nuclide identification and/or quantitation is tentative.
TI - Nuclide identification is tentative.
R - Nuclide has exceeded 8 halflives.
M - Requested MDC not met.
B - Analyte concentration greater than MDC.
B3 - Analyte concentration greater than MDC but less than Requested MDC.

Abbreviations:

TPU - Total Propagated Uncertainty (see PAI SOP 743)
MDC - Minimum Detectable Concentration (see PAI SOP 709)
BDL - Below Detection Limit

Data Package ID: *GSS0408106-1*

Gamma Spectroscopy Results

PAI 713 Rev 8

Laboratory Control Sample(s)

Lab Name: Paragon Analytics
Work Order Number: 0408106
Client Name: New World Technologies
ClientProject ID: Ravenna GA00563

Lab ID: GS040826-3LCS

Sample Matrix: SOIL
Prep SOP: PAI 739 Rev 8
Date Collected: 26-Aug-04
Date Prepared: 26-Aug-04
Date Analyzed: 30-Aug-04

Prep Batch: GS040826-3
QCBatchID: GS040826-3-1
Run ID: gs040826-3a
Count Time: 30 minutes

Final Aliquot: 500 g
Result Units: pCi/g
File Name: 04159D07A

Library: ANALYTICAL

CASNO	Target Nuclide	Results +/- 2s TPU	MDC	Spike Added	% Rec	Control Limits	Lab Qualifier
14596-10-2	Am-241	207 +/- 24	1	212	97.9	85 - 115	P
10198-40-0	Co-60	115 +/- 14	0	116	99.0	85 - 115	P
10045-97-3	Cs-137	85 +/- 10	1	85.3	99.9	85 - 115	P

Comments:

Qualifiers/Flags:

U - Result is less than the sample specific MDC or less than the associated TPU
LT - Result is less than Requested MDC, greater than sample specific MDC.
Y1 - Chemical Yield is in control at 100-110%. Quantitative Yield is assumed.
Y2 - Chemical Yield outside default limits.
L - LCS Recovery below lower control limit.
H - LCS Recovery above upper control limit.
P - LCS Recovery within control limits.
M - The requested MDC was not met.
M3 - The requested MDC was not met, but thereported activity is greater than the reported MDC.

Abbreviations:

TPU - Total Propagated Uncertainty (see PAI SOP 743)
MDC - Minimum Detectable Concentration (see PAI SOP 709)

SQ - Spectral quality prevents accurate quantitation.
SI - Nuclide identification and/or quantitation is tentative.
TI - Nuclide identification is tentative.
R - Nuclide has exceeded 8 halflives.

Data Package ID: *GSS0408106-1*

Gamma Spectroscopy Results

PAI 713 Rev 8

Duplicate Sample Results (DER)

Lab Name: Paragon Analytics
Work Order Number: 0408106
Client Name: New World Technologies
ClientProject ID: Ravenna GA00563

Field ID: RR-1
Lab ID: 0408106-1DUP

Library: FANP

Sample Matrix: SOIL
Prep SOP: PAI 739 Rev 8
Date Collected: 06-Aug-04
Date Prepared: 26-Aug-04
Date Analyzed: 27-Aug-04

Prep Batch: GS040826-3
QCBatchID: GS040826-3-1
Run ID: gs040826-3a
Count Time: 30 minutes
Report Basis: Dry Weight

Final Aliquot: 280 g
Prep Basis: Dry Weight
Moisture(%): NA
Result Units: pCi/g
File Name: 041681D04B

CASNO	Analyte	Sample Result +/- 2s TPU	Duplicate Result +/- 2s TPU	DER	Control Limit	Lab Qualifiers
14331-83-0	Ac-228	1.16 +/- 0.34	1.23 +/- 0.34	0.13	2.13	G
14391-76-5	Ag-110m	0.018 +/- 0.070	-0.032 +/- 0.074	0.49	2.13	U,G
14682-66-7	Al-26	0.017 +/- 0.069	0.002 +/- 0.062	0.16	2.13	U,G
14596-10-2	Am-241	-0.70 +/- 0.51	0.05 +/- 0.38	1.18	2.13	U,G
13966-02-4	Be-7	-0.02 +/- 0.62	0 +/- 0.63	0.02	2.13	U,G
14913-49-6	Bi-212	0.4 +/- 1.2	0.4 +/- 1.2	0.00	2.13	U,G
14733-03-0	Bi-214	0.83 +/- 0.26	0.99 +/- 0.29	0.40	2.13	G,J
13982-30-4	Ce-139	0.028 +/- 0.051	-0.032 +/- 0.050	0.83	2.13	U,G
14762-78-8	Ce-144	0.19 +/- 0.34	0.14 +/- 0.34	0.09	2.13	U,G
14093-03-9	Co-56	0.15 +/- 0.16	-0.02 +/- 0.18	0.72	2.13	U,G
13981-50-5	Co-57	-0.017 +/- 0.042	0.033 +/- 0.044	0.82	2.13	U,G
13981-38-9	Co-58	-0.059 +/- 0.076	-0.031 +/- 0.079	0.26	2.13	U,G
10198-40-0	Co-60	-0.009 +/- 0.061	0.017 +/- 0.082	0.26	2.13	U,G
14392-02-0	Cr-51	0.05 +/- 0.72	0 +/- 0.74	0.05	2.13	U,G
13967-70-9	Cs-134	0.048 +/- 0.057	-0.052 +/- 0.084	0.98	2.13	U,G
10045-97-3	Cs-137	0.025 +/- 0.081	-0.019 +/- 0.075	0.40	2.13	U,G
14683-23-9	Eu-152	0.23 +/- 0.37	-0.18 +/- 0.45	0.69	2.13	U,G

Comments:

Duplicate Qualifiers/Flags:

U - Result is less than the sample specific MDC.
Y1 - Chemical Yield is in control at 100-110%. Quantitative yield is assumed.
Y2 - Chemical Yield outside default limits.
W - DER is greater than Warning Limit of 1.42
D - DER is greater than Control Limit of 2.13
LT - Result is less than Request MDC, greater than sample specific MDC
M - Requested MDC not met.
M3 - The requested MDC was not met, but the reported activity is greater than the reported MDC.
L - LCS Recovery below lower control limit.
H - LCS Recovery above upper control limit.
P - LCS, Matrix Spike Recovery within control limits.
N - Matrix Spike Recovery outside control limits

SQ - Spectral quality prevents accurate quantitation.
SI - Nuclide identification and/or quantitation is tentative.
TI - Nuclide identification is tentative.
R - Nuclide has exceeded 8 halflives.
G - Sample density differs by more than 15% of LCS density.

Abbreviations:

TPU - Total Propagated Uncertainty (see PAI SOP 743)
DER - Duplicate Error Ratio
BDL - Below Detection Limit
NR - Not Reported

Data Package ID: *GSS0408106-1*

Gamma Spectroscopy Results

PAI 713 Rev 8

Duplicate Sample Results (DER)

Lab Name: Paragon Analytics
Work Order Number: 0408106
Client Name: New World Technologies
ClientProject ID: Ravenna GA00563

Field ID: RR-1
Lab ID: 0408106-1DUP

Library: FANP

Sample Matrix: SOIL
Prep SOP: PAI 739 Rev 8
Date Collected: 06-Aug-04
Date Prepared: 26-Aug-04
Date Analyzed: 27-Aug-04

Prep Batch: GS040826-3
QCBatchID: GS040826-3-1
Run ID: gs040826-3a
Count Time: 30 minutes
Report Basis: Dry Weight

Final Aliquot: 280 g
Prep Basis: Dry Weight
Moisture(%): NA
Result Units: pCi/g
File Name: 041681D04B

15585-10-1	Eu-154	0 +/- 0.35	0.24 +/- 0.40	0.45	2.13	U,G
14391-16-3	Eu-155	0.02 +/- 0.21	0.18 +/- 0.20	0.53	2.13	U,G
14596-12-4	Fe-59	0.16 +/- 0.17	0.16 +/- 0.20	0.03	2.13	U,G
10043-66-0	I-131	0.21 +/- 0.37	0.38 +/- 0.39	0.32	2.13	U,G
13966-00-2	K-40	9.9 +/- 2.3	13.4 +/- 2.8	0.94	2.13	G
13966-31-9	Mn-54	0.054 +/- 0.068	-0.013 +/- 0.078	0.65	2.13	U,G
13966-32-0	Na-22	0.072 +/- 0.067	-0.05 +/- 0.10	0.99	2.13	U,G
14681-63-1	Nb-94	-0.032 +/- 0.075	-0.049 +/- 0.067	0.17	2.13	U,G
13967-76-5	Nb-95	0.01 +/- 0.10	-0.11 +/- 0.11	0.74	2.13	U,G
15100-28-4	Pa-234m	-1 +/- 10	8 +/- 13	0.53	2.13	U,G
15092-94-1	Pb-212	1.19 +/- 0.26	1.42 +/- 0.27	0.62	2.13	G
15067-28-4	Pb-214	1.02 +/- 0.23	0.93 +/- 0.22	0.30	2.13	G,J
13967-48-1	Ru-106	-0.16 +/- 0.55	0.09 +/- 0.57	0.32	2.13	U,G
14683-10-4	Sb-124	0.020 +/- 0.070	-0.04 +/- 0.10	0.45	2.13	U,G
14234-35-6	Sb-125	0.03 +/- 0.17	0.02 +/- 0.16	0.05	2.13	U,G
13967-63-0	Sc-46	0.024 +/- 0.073	0.022 +/- 0.089	0.01	2.13	U,G
15623-47-9	Th-227	0.10 +/- 0.36	-0.14 +/- 0.38	0.47	2.13	U,G
15065-10-8	Th-234	1.4 +/- 1.5	1.2 +/- 1.4	0.14	2.13	U,G
14913-50-9	Tl-208	0.44 +/- 0.13	0.44 +/- 0.13	0.00	2.13	G

Comments:

Duplicate Qualifiers/Flags:

U - Result is less than the sample specific MDC.
Y1 - Chemical Yield is in control at 100-110%. Quantitative yield is assumed.
Y2 - Chemical Yield outside default limits.
W - DER is greater than Warning Limit of 1.42
D - DER is greater than Control Limit of 2.13
LT - Result is less than Request MDC, greater than sample specific MDC
M - Requested MDC not met.
M3 - The requested MDC was not met, but the reported activity is greater than the reported MDC.
L - LCS Recovery below lower control limit.
H - LCS Recovery above upper control limit.
P - LCS, Matrix Spike Recovery within control limits.
N - Matrix Spike Recovery outside control limits
SQ - Spectral quality prevents accurate quantitation.
SI - Nuclide identification and/or quantitation is tentative.
TI - Nuclide identification is tentative.
R - Nuclide has exceeded 8 halflives.
G - Sample density differs by more than 15% of LCS density.

Abbreviations:

TPU - Total Propagated Uncertainty (see PAI SOP 743)
DER - Duplicate Error Ratio
BDL - Below Detection Limit
NR - Not Reported

Data Package ID: *GSS0408106-1*

Gamma Spectroscopy Results

PAI 713 Rev 8

Duplicate Sample Results (DER)

Lab Name: Paragon Analytics
Work Order Number: 0408106
Client Name: New World Technologies
ClientProject ID: Ravenna GA00563

Field ID: RR-1
Lab ID: 0408106-1DUP

Library: FANP

Sample Matrix: SOIL
Prep SOP: PAI 739 Rev 8
Date Collected: 06-Aug-04
Date Prepared: 26-Aug-04
Date Analyzed: 27-Aug-04

Prep Batch: GS040826-3
QCBatchID: GS040826-3-1
Run ID: gs040826-3a
Count Time: 30 minutes
Report Basis: Dry Weight

Final Aliquot: 280 g
Prep Basis: Dry Weight
Moisture(%): NA
Result Units: pCi/g
File Name: 041681D04B

15117-96-1	U-235	0.11 +/- 0.33	0.21 +/- 0.31	0.22	2.13	U,G
13982-39-3	Zn-65	-0.04 +/- 0.20	-0.24 +/- 0.21	0.67	2.13	U,G

Comments:

Duplicate Qualifiers/Flags:

U - Result is less than the sample specific MDC.
Y1 - Chemical Yield is in control at 100-110%. Quantitative yield is assumed.
Y2 - Chemical Yield outside default limits.
W - DER is greater than Warning Limit of 1.42
D - DER is greater than Control Limit of 2.13
LT - Result is less than Request MDC, greater than sample specific MDC
M - Requested MDC not met.
M3 - The requested MDC was not met, but the reported activity is greater than the reported MDC.
L - LCS Recovery below lower control limit.
H - LCS Recovery above upper control limit.
P - LCS, Matrix Spike Recovery within control limits.
N - Matrix Spike Recovery outside control limits

SQ - Spectral quality prevents accurate quantitation.
SI - Nuclide identification and/or quantitation is tentative.
TI - Nuclide identification is tentative.
R - Nuclide has exceeded 8 halflives.
G - Sample density differs by more than 15% of LCS density.

Abbreviations:

TPU - Total Propagated Uncertainty (see PAI SOP 743)
DER - Duplicate Error Ratio
BDL - Below Detection Limit
NR - Not Reported

Data Package ID: *GSS0408106-1*

Gamma Spectroscopy Results

PAI 713 Rev 8

Duplicate Sample Results (DER)

Lab Name: Paragon Analytics
Work Order Number: 0408106
Client Name: New World Technologies
ClientProject ID: Ravenna GA00563

Field ID: RR-11
Lab ID: 0408106-11DUP

Library: FANP

Sample Matrix: SOIL
Prep SOP: PAI 739 Rev 8
Date Collected: 06-Aug-04
Date Prepared: 26-Aug-04
Date Analyzed: 30-Aug-04

Prep Batch: GS040826-3
QCBatchID: GS040826-3-1
Run ID: gs040826-3a
Count Time: 30 minutes
Report Basis: Dry Weight

Final Aliquot: 278 g
Prep Basis: Dry Weight
Moisture(%): NA
Result Units: pCi/g
File Name: 041480D08A

CASNO	Analyte	Sample Result +/- 2 s TPU	Duplicate Result +/- 2 s TPU	DER	Control Limit	Lab Qualifiers
14331-83-0	Ac-228	1.18 +/- 0.38	0.97 +/- 0.37	0.41	2.13	LT,G
14391-76-5	Ag-110m	-0.025 +/- 0.068	-0.016 +/- 0.067	0.09	2.13	U,G
14682-66-7	Al-26	-0.008 +/- 0.071	-0.027 +/- 0.072	0.19	2.13	U,G
14596-10-2	Am-241	0.30 +/- 0.53	0.07 +/- 0.14	0.42	2.13	U,G
13966-02-4	Be-7	-0.12 +/- 0.53	0.06 +/- 0.66	0.21	2.13	U,G
14913-49-6	Bi-212	1.8 +/- 1.2	1.7 +/- 1.5	0.07	2.13	U,G
14733-03-0	Bi-214	1.18 +/- 0.30	0.95 +/- 0.28	0.56	2.13	G,J
13982-30-4	Ce-139	-0.019 +/- 0.052	0 +/- 0.054	0.25	2.13	U,G
14762-78-8	Ce-144	-0.11 +/- 0.33	0.14 +/- 0.34	0.52	2.13	U,G
14093-03-9	Co-56	0.08 +/- 0.16	0.11 +/- 0.19	0.14	2.13	U,G
13981-50-5	Co-57	0.012 +/- 0.045	-0.016 +/- 0.039	0.46	2.13	U,G
13981-38-9	Co-58	-0.087 +/- 0.077	0.009 +/- 0.085	0.83	2.13	U,G
10198-40-0	Co-60	-0.018 +/- 0.074	-0.038 +/- 0.080	0.18	2.13	U,G
14392-02-0	Cr-51	0.12 +/- 0.73	0.64 +/- 0.98	0.43	2.13	U,G
13967-70-9	Cs-134	-0.08 +/- 0.74	-0.028 +/- 0.080	0.07	2.13	U,G
10045-97-3	Cs-137	-0.006 +/- 0.074	-0.009 +/- 0.074	0.03	2.13	U,G
14683-23-9	Eu-152	0.23 +/- 0.33	0.28 +/- 0.41	0.09	2.13	U,G

Comments:

Duplicate Qualifiers/Flags:

U - Result is less than the sample specific MDC.
Y1 - Chemical Yield is in control at 100-110%. Quantitative yield is assumed.
Y2 - Chemical Yield outside default limits.
W - DER is greater than Warning Limit of 1.42
D - DER is greater than Control Limit of 2.13
LT - Result is less than Request MDC, greater than sample specific MDC
M - Requested MDC not met.
M3 - The requested MDC was not met, but the reported activity is greater than the reported MDC.
L - LCS Recovery below lower control limit.
H - LCS Recovery above upper control limit.
P - LCS, Matrix Spike Recovery within control limits.
N - Matrix Spike Recovery outside control limits

SQ - Spectral quality prevents accurate quantitation.
SI - Nuclide identification and/or quantitation is tentative.
TI - Nuclide identification is tentative.
R - Nuclide has exceeded 8 halflives.
G - Sample density differs by more than 15% of LCS density.

Abbreviations:

TPU - Total Propagated Uncertainty (see PAI SOP 743)
DER - Duplicate Error Ratio
BDL - Below Detection Limit
NR - Not Reported

Data Package ID: *GSS0408106-1*

Gamma Spectroscopy Results

PAI 713 Rev 8

Duplicate Sample Results (DER)

Lab Name: Paragon Analytics
Work Order Number: 0408106
Client Name: New World Technologies
ClientProject ID: Ravenna GA00563

Field ID: RR-11
Lab ID: 0408106-11DUP

Library: FANP

Sample Matrix: SOIL
Prep SOP: PAI 739 Rev 8
Date Collected: 06-Aug-04
Date Prepared: 26-Aug-04
Date Analyzed: 30-Aug-04

Prep Batch: GS040826-3
QCBatchID: GS040826-3-1
Run ID: gs040826-3a
Count Time: 30 minutes
Report Basis: Dry Weight

Final Aliquot: 278 g
Prep Basis: Dry Weight
Moisture(%): NA
Result Units: pCi/g
File Name: 041480D08A

15585-10-1	Eu-154	-0.21 +/- 0.34	-0.10 +/- 0.36	0.21	2.13	U,G
14391-16-3	Eu-155	0.11 +/- 0.19	0.12 +/- 0.16	0.02	2.13	U,G
14596-12-4	Fe-59	-0.06 +/- 0.18	0 +/- 0.24	0.20	2.13	U,G
10043-66-0	I-131	-0.12 +/- 0.49	-0.02 +/- 0.40	0.16	2.13	U,G
13966-00-2	K-40	11.6 +/- 2.6	11.4 +/- 2.6	0.05	2.13	G
13966-31-9	Mn-54	0.051 +/- 0.077	0.045 +/- 0.086	0.05	2.13	U,G
13966-32-0	Na-22	-0.072 +/- 0.092	-0.007 +/- 0.085	0.52	2.13	U,G
14681-63-1	Nb-94	0.002 +/- 0.065	0.025 +/- 0.095	0.20	2.13	U,G
13967-76-5	Nb-95	-0.038 +/- 0.088	-0.12 +/- 0.11	0.59	2.13	U,G
15100-28-4	Pa-234m	-4 +/- 10	1 +/- 11	0.31	2.13	U,G
15092-94-1	Pb-212	1.12 +/- 0.24	1.18 +/- 0.25	0.19	2.13	G
15067-28-4	Pb-214	0.84 +/- 0.21	0.69 +/- 0.20	0.51	2.13	G,J
13967-48-1	Ru-106	-0.28 +/- 0.64	-0.58 +/- 0.77	0.30	2.13	U,G
14683-10-4	Sb-124	0.048 +/- 0.094	0.03 +/- 0.10	0.14	2.13	U,G
14234-35-6	Sb-125	0.01 +/- 0.17	0.24 +/- 0.21	0.89	2.13	U,G
13967-63-0	Sc-46	0.074 +/- 0.080	-0.028 +/- 0.082	0.89	2.13	U,G
15623-47-9	Th-227	0.33 +/- 0.54	0.07 +/- 0.58	0.34	2.13	U,G
15065-10-8	Th-234	1.0 +/- 1.2	1.96 +/- 0.88	0.65	2.13	G
14913-50-9	Tl-208	0.43 +/- 0.13	0.38 +/- 0.13	0.28	2.13	G

Comments:

Duplicate Qualifiers/Flags:

U - Result is less than the sample specific MDC.
Y1 - Chemical Yield is in control at 100-110%. Quantitative yield is assumed.
Y2 - Chemical Yield outside default limits.
W - DER is greater than Warning Limit of 1.42
D - DER is greater than Control Limit of 2.13
LT - Result is less than Request MDC, greater than sample specific MDC
M - Requested MDC not met.
M3 - The requested MDC was not met, but the reported activity is greater than the reported MDC.
L - LCS Recovery below lower control limit.
H - LCS Recovery above upper control limit.
P - LCS, Matrix Spike Recovery within control limits.
N - Matrix Spike Recovery outside control limits
SQ - Spectral quality prevents accurate quantitation.
SI - Nuclide identification and/or quantitation is tentative.
TI - Nuclide identification is tentative.
R - Nuclide has exceeded 8 halflives.
G - Sample density differs by more than 15% of LCS density.

Abbreviations:

TPU - Total Propagated Uncertainty (see PAI SOP 743)
DER - Duplicate Error Ratio
BDL - Below Detection Limit
NR - Not Reported

Data Package ID: *GSS0408106-1*

Gamma Spectroscopy Results

PAI 713 Rev 8

Duplicate Sample Results (DER)

Lab Name: Paragon Analytics
Work Order Number: 0408106
Client Name: New World Technologies
ClientProject ID: Ravenna GA00563

Field ID: RR-11
Lab ID: 0408106-11DUP

Library: FANP

Sample Matrix: SOIL
Prep SOP: PAI 739 Rev 8
Date Collected: 06-Aug-04
Date Prepared: 26-Aug-04
Date Analyzed: 30-Aug-04

Prep Batch: GS040826-3
QCBatchID: GS040826-3-1
Run ID: gs040826-3a
Count Time: 30 minutes
Report Basis: Dry Weight

Final Aliquot: 278 g
Prep Basis: Dry Weight
Moisture(%): NA
Result Units: pCi/g
File Name: 041480D08A

15117-96-1	U-235	0.05 +/- 0.30	0.13 +/- 0.33	0.19	2.13	U,G
13982-39-3	Zn-65	0.02 +/- 0.35	-0.29 +/- 0.22	0.75	2.13	U,G

Comments:

Duplicate Qualifiers/Flags:

U - Result is less than the sample specific MDC.
Y1 - Chemical Yield is in control at 100-110%. Quantitative yield is assumed.
Y2 - Chemical Yield outside default limits.
W - DER is greater than Warning Limit of 1.42
D - DER is greater than Control Limit of 2.13
LT - Result is less than Request MDC, greater than sample specific MDC
M - Requested MDC not met.
M3 - The requested MDC was not met, but the reported activity is greater than the reported MDC.
L - LCS Recovery below lower control limit.
H - LCS Recovery above upper control limit.
P - LCS, Matrix Spike Recovery within control limits.
N - Matrix Spike Recovery outside control limits

SQ - Spectral quality prevents accurate quantitation.
SI - Nuclide identification and/or quantitation is tentative.
TI - Nuclide identification is tentative.
R - Nuclide has exceeded 8 halflives.
G - Sample density differs by more than 15% of LCS density.

Abbreviations:

TPU - Total Propagated Uncertainty (see PAI SOP 743)
DER - Duplicate Error Ratio
BDL - Below Detection Limit
NR - Not Reported

Data Package ID: *GSS0408106-1*

PARAGON ANALYTICS
Radiochemistry Data Package

3

Section 3

INDIVIDUAL SAMPLE RESULTS

Gamma Spectroscopy Results

PAI 713 Rev 8

Sample Results

Lab Name: Paragon Analytics
Work Order Number: 0408106
Client Name: New World Technologies
ClientProject ID: Ravenna GA00563

Field ID: RR-1
Lab ID: 0408106-1

Library: FANP

Sample Matrix: SOIL
Prep SOP: PAI 739 Rev 8
Date Collected: 06-Aug-04
Date Prepared: 26-Aug-04
Date Analyzed: 27-Aug-04

Prep Batch: GS040826-3
QCBatchID: GS040826-3-1
Run ID: gs040826-3a
Count Time: 30 minutes
Report Basis: Dry Weight

Final Aliquot: 280 g
Prep Basis: Dry Weight
Moisture(%): NA
Result Units: pCi/g
File Name: 041495D02A

CASNO	Target Nuclide	Result +/- 2 s TPU	MDC	Lab Qualifier
14331-83-0	Ac-228	1.16 +/- 0.34	0.49	G
14391-76-5	Ag-110m	0.018 +/- 0.070	0.126	U,G
14682-66-7	Al-26	0.017 +/- 0.069	0.134	U,G
14596-10-2	Am-241	-0.70 +/- 0.51	1.06	U,G
13966-02-4	Be-7	-0.02 +/- 0.62	1.17	U,G
14913-49-6	Bi-212	0.4 +/- 1.2	2.2	U,G
14733-03-0	Bi-214	0.83 +/- 0.26	0.28	G,J
13982-30-4	Ce-139	0.028 +/- 0.051	0.087	U,G
14762-78-8	Ce-144	0.19 +/- 0.34	0.57	U,G
14093-03-9	Co-56	0.15 +/- 0.16	0.24	U,G
13981-50-5	Co-57	-0.017 +/- 0.042	0.079	U,G
13981-38-9	Co-58	-0.059 +/- 0.076	0.163	U,G
10198-40-0	Co-60	-0.009 +/- 0.061	0.129	U,G
14392-02-0	Cr-51	0.05 +/- 0.72	1.31	U,G
13967-70-9	Cs-134	0.048 +/- 0.057	0.092	U,G

Comments:

Qualifiers/Flags:

U - Result is less than the sample specific MDC or less than the associated TPU

Y1 - Chemical Yield is in control at 100-110%. Quantitative Yield is assumed.

Y2 - Chemical Yield outside default limits.

LT - Result is less than Requested MDC, greater than sample specific MDC.

M3 - The requested MDC was not met, but the reported activity is greater than the reported MDC.

M - The requested MDC was not met.

SQ - Spectral quality prevents accurate quantitation.

SI - Nuclide identification and/or quantitation is tentative.

TI - Nuclide identification is tentative.

R - Nuclide has exceeded 8 halflives.

G - Sample density differs by more than 15% of LCS density.

Abbreviations:

TPU - Total Propagated Uncertainty (see PAI SOP 743)

MDC - Minimum Detectable Concentration (see PAI SOP 709)

BDL - Below Detection Limit

Data Package ID: *GSS0408106-1*

Gamma Spectroscopy Results

PAI 713 Rev 8

Sample Results

Lab Name: Paragon Analytics
Work Order Number: 0408106
Client Name: New World Technologies
ClientProject ID: Ravenna GA00563

Field ID: RR-1
Lab ID: 0408106-1

Library: FANP

Sample Matrix: SOIL
Prep SOP: PAI 739 Rev 8
Date Collected: 06-Aug-04
Date Prepared: 26-Aug-04
Date Analyzed: 27-Aug-04

Prep Batch: GS040826-3
QCBatchID: GS040826-3-1
Run ID: gs040826-3a
Count Time: 30 minutes
Report Basis: Dry Weight

Final Aliquot: 280 g
Prep Basis: Dry Weight
Moisture(%): NA
Result Units: pCi/g
File Name: 041495D02A

CASNO	Target Nuclide	Result +/- 2 s TPU	MDC	Lab Qualifier
10045-97-3	Cs-137	0.025 +/- 0.081	0.143	U,G
14683-23-9	Eu-152	0.23 +/- 0.37	0.64	U,G
15585-10-1	Eu-154	0 +/- 0.35	0.69	U,G
14391-16-3	Eu-155	0.02 +/- 0.21	0.38	U,G
14596-12-4	Fe-59	0.16 +/- 0.17	0.27	U,G
10043-66-0	I-131	0.21 +/- 0.37	0.63	U,G
13966-00-2	K-40	9.9 +/- 2.3	1.6	G
13966-31-9	Mn-54	0.054 +/- 0.068	0.110	U,G
13966-32-0	Na-22	0.072 +/- 0.067	0.096	U,G
14681-63-1	Nb-94	-0.032 +/- 0.075	0.147	U,G
13967-76-5	Nb-95	0.01 +/- 0.10	0.18	U,G
15100-28-4	Pa-234m	-1 +/- 10	21	U,G
15092-94-1	Pb-212	1.19 +/- 0.26	0.24	G
15067-28-4	Pb-214	1.02 +/- 0.23	0.27	G,J
13967-48-1	Ru-106	-0.16 +/- 0.55	1.10	U,G

Comments:

Qualifiers/Flags:

U - Result is less than the sample specific MDC or less than the associated TPU

Y1 - Chemical Yield is in control at 100-110%. Quantitative Yield is assumed.

Y2 - Chemical Yield outside default limits.

LT - Result is less than Requested MDC, greater than sample specific MDC.

M3 - The requested MDC was not met, but the reported activity is greater than the reported MDC.

M - The requested MDC was not met.

SQ - Spectral quality prevents accurate quantitation.

SI - Nuclide identification and/or quantitation is tentative.

TI - Nuclide identification is tentative.

R - Nuclide has exceeded 8 halflives.

G - Sample density differs by more than 15% of LCS density.

Abbreviations:

TPU - Total Propagated Uncertainty (see PAI SOP 743)

MDC - Minimum Detectable Concentration (see PAI SOP 709)

BDL - Below Detection Limit

Data Package ID: *GSS0408106-1*

Gamma Spectroscopy Results

PAI 713 Rev 8

Sample Results

Lab Name: Paragon Analytics
Work Order Number: 0408106
Client Name: New World Technologies
ClientProject ID: Ravenna GA00563

Field ID: RR-1
Lab ID: 0408106-1

Library: FANP

Sample Matrix: SOIL
Prep SOP: PAI 739 Rev 8
Date Collected: 06-Aug-04
Date Prepared: 26-Aug-04
Date Analyzed: 27-Aug-04

Prep Batch: GS040826-3
QCBatchID: GS040826-3-1
Run ID: gs040826-3a
Count Time: 30 minutes
Report Basis: Dry Weight

Final Aliquot: 280 g
Prep Basis: Dry Weight
Moisture(%): NA
Result Units: pCi/g
File Name: 041495D02A

CASNO	Target Nuclide	Result +/- 2 s TPU	MDC	Lab Qualifier
14683-10-4	Sb-124	0.020 +/- 0.070	0.127	U,G
14234-35-6	Sb-125	0.03 +/- 0.17	0.30	U,G
13967-63-0	Sc-46	0.024 +/- 0.073	0.134	U,G
15623-47-9	Th-227	0.10 +/- 0.36	0.63	U,G
15065-10-8	Th-234	1.4 +/- 1.5	2.4	U,G
14913-50-9	Tl-208	0.44 +/- 0.13	0.12	G
15117-96-1	U-235	0.11 +/- 0.33	0.57	U,G
13982-39-3	Zn-65	-0.04 +/- 0.20	0.38	U,G

Comments:

Qualifiers/Flags:

U - Result is less than the sample specific MDC or less than the associated TPU

Y1 - Chemical Yield is in control at 100-110%. Quantitative Yield is assumed.

Y2 - Chemical Yield outside default limits.

LT - Result is less than Requested MDC, greater than sample specific MDC.

M3 - The requested MDC was not met, but the reported activity is greater than the reported MDC.

M - The requested MDC was not met.

SQ - Spectral quality prevents accurate quantitation.

SI - Nuclide identification and/or quantitation is tentative.

TI - Nuclide identification is tentative.

R - Nuclide has exceeded 8 halflives.

G - Sample density differs by more than 15% of LCS density.

Abbreviations:

TPU - Total Propagated Uncertainty (see PAI SOP 743)

MDC - Minimum Detectable Concentration (see PAI SOP 709)

BDL - Below Detection Limit

Data Package ID: *GSS0408106-1*

Gamma Spectroscopy Results

PAI 713 Rev 8

Sample Duplicate Results

Lab Name: Paragon Analytics
Work Order Number: 0408106
Client Name: New World Technologies
ClientProject ID: Ravenna GA00563

Field ID: RR-1
Lab ID: 0408106-1DUP

Library: FANP

Sample Matrix: SOIL
Prep SOP: PAI 739 Rev 8
Date Collected: 06-Aug-04
Date Prepared: 26-Aug-04
Date Analyzed: 27-Aug-04

Prep Batch: GS040826-3
QCBatchID: GS040826-3-1
Run ID: gs040826-3a
Count Time: 30 minutes
Report Basis: Dry Weight

Final Aliquot: 280 g
Prep Basis: Dry Weight
Moisture(%): NA
Result Units: pCi/g
File Name: 041681D04B

CASNO	Target Nuclide	Result +/- 2 s TPU	MDC	Lab Qualifier
14331-83-0	Ac-228	1.23 +/- 0.34	0.43	G
14391-76-5	Ag-110m	-0.032 +/- 0.074	0.146	U,G
14682-66-7	Al-26	0.002 +/- 0.062	0.132	U,G
14596-10-2	Am-241	0.05 +/- 0.38	0.67	U,G
13966-02-4	Be-7	0 +/- 0.63	1.17	U,G
14913-49-6	Bi-212	0.4 +/- 1.2	2.2	U,G
14733-03-0	Bi-214	0.99 +/- 0.29	0.29	G,J
13982-30-4	Ce-139	-0.032 +/- 0.050	0.096	U,G
14762-78-8	Ce-144	0.14 +/- 0.34	0.58	U,G
14093-03-9	Co-56	-0.02 +/- 0.18	0.34	U,G
13981-50-5	Co-57	0.033 +/- 0.044	0.072	U,G
13981-38-9	Co-58	-0.031 +/- 0.079	0.161	U,G
10198-40-0	Co-60	0.017 +/- 0.082	0.153	U,G

Comments:

Qualifiers/Flags:

U - Result is less than the sample specific MDC or less than the associated TPU.
Y1 - Chemical Yield is in control at 100-110%. Quantitative yield is assumed.
Y2 - Chemical Yield outside default limits.
LT - Result is less than Requested MDC, greater than sample specific MDC.
M - The requested MDC was not met.
M3 - The requested MDC was not met, but thereported activity is greater than the reported MDC.
W - DER is greater than Warning Limit of 1.42
D - DER is greater than Control Limit of 2.13

SQ - Spectral quality prevents accurate quantitation.
SI - Nuclide identification and/or quantitation is tentative.
TI - Nuclide identification is tentative.
R - Nuclide has exceeded 8 halflives.
G - Sample density differs by more than 15% of LCS density.

Abbreviations:

TPU - Total Propagated Uncertainty (see PAI SOP 743)
MDC - Minimum Detectable Concentration (see PAI SOP 709)
BDL - Below Detection Limit

Data Package ID: *GSS0408106-1*

Gamma Spectroscopy Results

PAI 713 Rev 8

Sample Duplicate Results

Lab Name: Paragon Analytics
Work Order Number: 0408106
Client Name: New World Technologies
ClientProject ID: Ravenna GA00563

Field ID: RR-1
Lab ID: 0408106-1DUP

Library: FANP

Sample Matrix: SOIL
Prep SOP: PAI 739 Rev 8
Date Collected: 06-Aug-04
Date Prepared: 26-Aug-04
Date Analyzed: 27-Aug-04

Prep Batch: GS040826-3
QCBatchID: GS040826-3-1
Run ID: gs040826-3a
Count Time: 30 minutes
Report Basis: Dry Weight

Final Aliquot: 280 g
Prep Basis: Dry Weight
Moisture(%): NA
Result Units: pCi/g
File Name: 041681D04B

CASNO	Target Nuclide	Result +/- 2 s TPU	MDC	Lab Qualifier
14392-02-0	Cr-51	0 +/- 0.74	1.35	U,G
13967-70-9	Cs-134	-0.052 +/- 0.084	0.162	U,G
10045-97-3	Cs-137	-0.019 +/- 0.075	0.146	U,G
14683-23-9	Eu-152	-0.18 +/- 0.45	0.92	U,G
15585-10-1	Eu-154	0.24 +/- 0.40	0.68	U,G
14391-16-3	Eu-155	0.18 +/- 0.20	0.32	U,G
14596-12-4	Fe-59	0.16 +/- 0.20	0.32	U,G
10043-66-0	I-131	0.38 +/- 0.39	0.62	U,G
13966-00-2	K-40	13.4 +/- 2.8	1.7	G
13966-31-9	Mn-54	-0.013 +/- 0.078	0.151	U,G
13966-32-0	Na-22	-0.05 +/- 0.10	0.20	U,G
14681-63-1	Nb-94	-0.049 +/- 0.067	0.139	U,G
13967-76-5	Nb-95	-0.11 +/- 0.11	0.22	U,G

Comments:

Qualifiers/Flags:

U - Result is less than the sample specific MDC or less than the associated TPU.
Y1 - Chemical Yield is in control at 100-110%. Quantitative yield is assumed.
Y2 - Chemical Yield outside default limits.
LT - Result is less than Requested MDC, greater than sample specific MDC.
M - The requested MDC was not met.
M3 - The requested MDC was not met, but thereported activity is greater than the reported MDC.
W - DER is greater than Warning Limit of 1.42
D - DER is greater than Control Limit of 2.13

SQ - Spectral quality prevents accurate quantitation.
SI - Nuclide identification and/or quantitation is tentative.
TI - Nuclide identification is tentative.
R - Nuclide has exceeded 8 halflives.
G - Sample density differs by more than 15% of LCS density.

Abbreviations:

TPU - Total Propagated Uncertainty (see PAI SOP 743)
MDC - Minimum Detectable Concentration (see PAI SOP 709)
BDL - Below Detection Limit

Data Package ID: *GSS0408106-1*

Gamma Spectroscopy Results

PAI 713 Rev 8

Sample Duplicate Results

Lab Name: Paragon Analytics
Work Order Number: 0408106
Client Name: New World Technologies
ClientProject ID: Ravenna GA00563

Field ID: RR-1
Lab ID: 0408106-1DUP

Library: FANP

Sample Matrix: SOIL
Prep SOP: PAI 739 Rev 8
Date Collected: 06-Aug-04
Date Prepared: 26-Aug-04
Date Analyzed: 27-Aug-04

Prep Batch: GS040826-3
QCBatchID: GS040826-3-1
Run ID: gs040826-3a
Count Time: 30 minutes
Report Basis: Dry Weight

Final Aliquot: 280 g
Prep Basis: Dry Weight
Moisture(%): NA
Result Units: pCi/g
File Name: 041681D04B

CASNO	Target Nuclide	Result +/- 2 s TPU	MDC	Lab Qualifier
15100-28-4	Pa-234m	8 +/- 13	22	U,G
15092-94-1	Pb-212	1.42 +/- 0.27	0.21	G
15067-28-4	Pb-214	0.93 +/- 0.22	0.23	G,J
13967-48-1	Ru-106	0.09 +/- 0.57	1.06	U,G
14683-10-4	Sb-124	-0.04 +/- 0.10	0.19	U,G
14234-35-6	Sb-125	0.02 +/- 0.16	0.29	U,G
13967-63-0	Sc-46	0.022 +/- 0.089	0.160	U,G
15623-47-9	Th-227	-0.14 +/- 0.38	0.70	U,G
15065-10-8	Th-234	1.2 +/- 1.4	2.3	U,G
14913-50-9	Tl-208	0.44 +/- 0.13	0.13	G
15117-96-1	U-235	0.21 +/- 0.31	0.51	U,G
13982-39-3	Zn-65	-0.24 +/- 0.21	0.44	U,G

Comments:

Qualifiers/Flags:

U - Result is less than the sample specific MDC or less than the associated TPU.
Y1 - Chemical Yield is in control at 100-110%. Quantitative yield is assumed.
Y2 - Chemical Yield outside default limits.
LT - Result is less than Requested MDC, greater than sample specific MDC.
M - The requested MDC was not met.
M3 - The requested MDC was not met, but thereported activity is greater than the reported MDC.
W - DER is greater than Warning Limit of 1.42
D - DER is greater than Control Limit of 2.13
SQ - Spectral quality prevents accurate quantitation.
SI - Nuclide identification and/or quantitation is tentative.
TI - Nuclide identification is tentative.
R - Nuclide has exceeded 8 halflives.
G - Sample density differs by more than 15% of LCS density.

Abbreviations:

TPU - Total Propagated Uncertainty (see PAI SOP 743)
MDC - Minimum Detectable Concentration (see PAI SOP 709)
BDL - Below Detection Limit

Data Package ID: *GSS0408106-1*

Gamma Spectroscopy Results

PAI 713 Rev 8

Sample Results

Lab Name: Paragon Analytics
Work Order Number: 0408106
Client Name: New World Technologies
ClientProject ID: Ravenna GA00563

Field ID: RR-2
Lab ID: 0408106-2

Library: FANP

Sample Matrix: SOIL
Prep SOP: PAI 739 Rev 8
Date Collected: 06-Aug-04
Date Prepared: 26-Aug-04
Date Analyzed: 27-Aug-04

Prep Batch: GS040826-3
QCBatchID: GS040826-3-1
Run ID: gs040826-3a
Count Time: 30 minutes
Report Basis: Dry Weight

Final Aliquot: 245 g
Prep Basis: Dry Weight
Moisture(%): NA
Result Units: pCi/g
File Name: 041680D04A

CASNO	Target Nuclide	Result +/- 2 s TPU	MDC	Lab Qualifier
14331-83-0	Ac-228	2.50 +/- 0.53	0.59	G
14391-76-5	Ag-110m	0.04 +/- 0.14	0.23	U,G
14682-66-7	Al-26	0.016 +/- 0.076	0.151	U,G
14596-10-2	Am-241	-0.17 +/- 0.50	0.92	U,G
13966-02-4	Be-7	-0.48 +/- 0.86	1.68	U,G
14913-49-6	Bi-212	0.2 +/- 1.7	3.1	U,G
14733-03-0	Bi-214	1.41 +/- 0.35	0.28	G,J
13982-30-4	Ce-139	0.046 +/- 0.067	0.111	U,G
14762-78-8	Ce-144	0.01 +/- 0.42	0.75	U,G
14093-03-9	Co-56	-0.07 +/- 0.25	0.47	U,G
13981-50-5	Co-57	-0.040 +/- 0.053	0.101	U,G
13981-38-9	Co-58	0.05 +/- 0.10	0.17	U,G
10198-40-0	Co-60	-0.014 +/- 0.092	0.186	U,G
14392-02-0	Cr-51	0.24 +/- 0.97	1.70	U,G
13967-70-9	Cs-134	-0.034 +/- 0.082	0.159	U,G

Comments:

Qualifiers/Flags:

U - Result is less than the sample specific MDC or less than the associated TPU

Y1 - Chemical Yield is in control at 100-110%. Quantitative Yield is assumed.

Y2 - Chemical Yield outside default limits.

LT - Result is less than Requested MDC, greater than sample specific MDC.

M3 - The requested MDC was not met, but the reported activity is greater than the reported MDC.

M - The requested MDC was not met.

SQ - Spectral quality prevents accurate quantitation.

SI - Nuclide identification and/or quantitation is tentative.

TI - Nuclide identification is tentative.

R - Nuclide has exceeded 8 halflives.

G - Sample density differs by more than 15% of LCS density.

Abbreviations:

TPU - Total Propagated Uncertainty (see PAI SOP 743)

MDC - Minimum Detectable Concentration (see PAI SOP 709)

BDL - Below Detection Limit

Data Package ID: *GSS0408106-1*

Gamma Spectroscopy Results

PAI 713 Rev 8

Sample Results

Lab Name: Paragon Analytics
Work Order Number: 0408106
Client Name: New World Technologies
ClientProject ID: Ravenna GA00563

Field ID: RR-2
Lab ID: 0408106-2

Library: FANP

Sample Matrix: SOIL
Prep SOP: PAI 739 Rev 8
Date Collected: 06-Aug-04
Date Prepared: 26-Aug-04
Date Analyzed: 27-Aug-04

Prep Batch: GS040826-3
QCBatchID: GS040826-3-1
Run ID: gs040826-3a
Count Time: 30 minutes
Report Basis: Dry Weight

Final Aliquot: 245 g
Prep Basis: Dry Weight
Moisture(%): NA
Result Units: pCi/g
File Name: 041680D04A

CASNO	Target Nuclide	Result +/- 2 s TPU	MDC	Lab Qualifier
10045-97-3	Cs-137	0.15 +/- 0.12	0.17	U,G
14683-23-9	Eu-152	0.23 +/- 0.40	0.69	U,G
15585-10-1	Eu-154	-0.21 +/- 0.49	1.00	U,G
14391-16-3	Eu-155	0.32 +/- 0.25	0.38	U,G
14596-12-4	Fe-59	0.09 +/- 0.22	0.39	U,G
10043-66-0	I-131	0.09 +/- 0.51	0.89	U,G
13966-00-2	K-40	12.9 +/- 2.9	1.8	G
13966-31-9	Mn-54	0.023 +/- 0.099	0.177	U,G
13966-32-0	Na-22	0.03 +/- 0.12	0.22	U,G
14681-63-1	Nb-94	-0.052 +/- 0.088	0.175	U,G
13967-76-5	Nb-95	-0.09 +/- 0.11	0.22	U,G
15100-28-4	Pa-234m	-2 +/- 15	29	U,G
15092-94-1	Pb-212	2.75 +/- 0.45	0.30	G
15067-28-4	Pb-214	1.36 +/- 0.29	0.31	G,J
13967-48-1	Ru-106	0.25 +/- 0.97	1.72	U,G

Comments:

Qualifiers/Flags:

U - Result is less than the sample specific MDC or less than the associated TPU

Y1 - Chemical Yield is in control at 100-110%. Quantitative Yield is assumed.

Y2 - Chemical Yield outside default limits.

LT - Result is less than Requested MDC, greater than sample specific MDC.

M3 - The requested MDC was not met, but the reported activity is greater than the reported MDC.

M - The requested MDC was not met.

SQ - Spectral quality prevents accurate quantitation.

SI - Nuclide identification and/or quantitation is tentative.

TI - Nuclide identification is tentative.

R - Nuclide has exceeded 8 halflives.

G - Sample density differs by more than 15% of LCS density.

Abbreviations:

TPU - Total Propagated Uncertainty (see PAI SOP 743)

MDC - Minimum Detectable Concentration (see PAI SOP 709)

BDL - Below Detection Limit

Data Package ID: *GSS0408106-1*

Gamma Spectroscopy Results

PAI 713 Rev 8

Sample Results

Lab Name: Paragon Analytics
Work Order Number: 0408106
Client Name: New World Technologies
ClientProject ID: Ravenna GA00563

Field ID: RR-2
Lab ID: 0408106-2

Library: FANP

Sample Matrix: SOIL
Prep SOP: PAI 739 Rev 8
Date Collected: 06-Aug-04
Date Prepared: 26-Aug-04
Date Analyzed: 27-Aug-04

Prep Batch: GS040826-3
QCBatchID: GS040826-3-1
Run ID: gs040826-3a
Count Time: 30 minutes
Report Basis: Dry Weight

Final Aliquot: 245 g
Prep Basis: Dry Weight
Moisture(%): NA
Result Units: pCi/g
File Name: 041680D04A

CASNO	Target Nuclide	Result +/- 2 s TPU	MDC	Lab Qualifier
14683-10-4	Sb-124	0 +/- 0.10	0.18	U,G
14234-35-6	Sb-125	0.08 +/- 0.19	0.35	U,G
13967-63-0	Sc-46	0.057 +/- 0.091	0.154	U,G
15623-47-9	Th-227	-0.44 +/- 0.47	1.24	U,G
15065-10-8	Th-234	2.6 +/- 1.9	3.0	U,G
14913-50-9	Tl-208	0.87 +/- 0.21	0.17	G
15117-96-1	U-235	0.27 +/- 0.43	0.72	U,G
13982-39-3	Zn-65	-0.19 +/- 0.26	0.52	U,G

Comments:

Qualifiers/Flags:

U - Result is less than the sample specific MDC or less than the associated TPU

Y1 - Chemical Yield is in control at 100-110%. Quantitative Yield is assumed.

Y2 - Chemical Yield outside default limits.

LT - Result is less than Requested MDC, greater than sample specific MDC.

M3 - The requested MDC was not met, but the reported activity is greater than the reported MDC.

M - The requested MDC was not met.

SQ - Spectral quality prevents accurate quantitation.

SI - Nuclide identification and/or quantitation is tentative.

TI - Nuclide identification is tentative.

R - Nuclide has exceeded 8 halflives.

G - Sample density differs by more than 15% of LCS density.

Abbreviations:

TPU - Total Propagated Uncertainty (see PAI SOP 743)

MDC - Minimum Detectable Concentration (see PAI SOP 709)

BDL - Below Detection Limit

Data Package ID: *GSS0408106-1*

Gamma Spectroscopy Results

PAI 713 Rev 8

Sample Results

Lab Name: Paragon Analytics
Work Order Number: 0408106
Client Name: New World Technologies
ClientProject ID: Ravenna GA00563

Field ID: RR-3
Lab ID: 0408106-3

Library: FANP

Sample Matrix: SOIL
Prep SOP: PAI 739 Rev 8
Date Collected: 06-Aug-04
Date Prepared: 26-Aug-04
Date Analyzed: 27-Aug-04

Prep Batch: GS040826-3
QCBatchID: GS040826-3-1
Run ID: gs040826-3a
Count Time: 30 minutes
Report Basis: Dry Weight

Final Aliquot: 284 g
Prep Basis: Dry Weight
Moisture(%): NA
Result Units: pCi/g
File Name: 040315D05A

CASNO	Target Nuclide	Result +/- 2 s TPU	MDC	Lab Qualifier
14331-83-0	Ac-228	1.43 +/- 0.39	0.58	G
14391-76-5	Ag-110m	-0.038 +/- 0.092	0.176	U,G
14682-66-7	Al-26	0.01 +/- 0.10	0.20	U,G
14596-10-2	Am-241	-0.75 +/- 0.69	1.36	U,G
13966-02-4	Be-7	0.08 +/- 0.80	1.45	U,G
14913-49-6	Bi-212	1.8 +/- 1.4	2.2	U,G
14733-03-0	Bi-214	0.78 +/- 0.28	0.34	G,J
13982-30-4	Ce-139	-0.009 +/- 0.067	0.120	U,G
14762-78-8	Ce-144	-0.14 +/- 0.45	0.82	U,G
14093-03-9	Co-56	0.17 +/- 0.18	0.29	U,G
13981-50-5	Co-57	-0.027 +/- 0.060	0.111	U,G
13981-38-9	Co-58	-0.014 +/- 0.099	0.189	U,G
10198-40-0	Co-60	-0.028 +/- 0.084	0.174	U,G
14392-02-0	Cr-51	0.01 +/- 0.83	1.52	U,G
13967-70-9	Cs-134	-0.05 +/- 0.12	0.22	U,G

Comments:

Qualifiers/Flags:

U - Result is less than the sample specific MDC or less than the associated TPU

Y1 - Chemical Yield is in control at 100-110%. Quantitative Yield is assumed.

Y2 - Chemical Yield outside default limits.

LT - Result is less than Requested MDC, greater than sample specific MDC.

M3 - The requested MDC was not met, but the reported activity is greater than the reported MDC.

M - The requested MDC was not met.

SQ - Spectral quality prevents accurate quantitation.

SI - Nuclide identification and/or quantitation is tentative.

TI - Nuclide identification is tentative.

R - Nuclide has exceeded 8 halflives.

G - Sample density differs by more than 15% of LCS density.

Abbreviations:

TPU - Total Propagated Uncertainty (see PAI SOP 743)

MDC - Minimum Detectable Concentration (see PAI SOP 709)

BDL - Below Detection Limit

Data Package ID: *GSS0408106-1*

Gamma Spectroscopy Results

PAI 713 Rev 8

Sample Results

Lab Name: Paragon Analytics
Work Order Number: 0408106
Client Name: New World Technologies
ClientProject ID: Ravenna GA00563

Field ID: RR-3
Lab ID: 0408106-3

Library: FANP

Sample Matrix: SOIL
Prep SOP: PAI 739 Rev 8
Date Collected: 06-Aug-04
Date Prepared: 26-Aug-04
Date Analyzed: 27-Aug-04

Prep Batch: GS040826-3
QCBatchID: GS040826-3-1
Run ID: gs040826-3a
Count Time: 30 minutes
Report Basis: Dry Weight

Final Aliquot: 284 g
Prep Basis: Dry Weight
Moisture(%): NA
Result Units: pCi/g
File Name: 040315D05A

CASNO	Target Nuclide	Result +/- 2 s TPU	MDC	Lab Qualifier
10045-97-3	Cs-137	0.060 +/- 0.095	0.160	U,G
14683-23-9	Eu-152	-0.30 +/- 0.54	1.09	U,G
15585-10-1	Eu-154	-0.04 +/- 0.35	0.71	U,G
14391-16-3	Eu-155	0.28 +/- 0.28	0.44	U,G
14596-12-4	Fe-59	-0.06 +/- 0.20	0.41	U,G
10043-66-0	I-131	0.27 +/- 0.46	0.78	U,G
13966-00-2	K-40	10.9 +/- 2.6	2.0	G
13966-31-9	Mn-54	0.022 +/- 0.069	0.124	U,G
13966-32-0	Na-22	-0.011 +/- 0.075	0.153	U,G
14681-63-1	Nb-94	0.048 +/- 0.087	0.148	U,G
13967-76-5	Nb-95	0 +/- 0.12	0.21	U,G
15100-28-4	Pa-234m	-9 +/- 11	25	U,G
15092-94-1	Pb-212	1.27 +/- 0.26	0.22	G
15067-28-4	Pb-214	1.00 +/- 0.24	0.30	G,J
13967-48-1	Ru-106	0.97 +/- 0.81	1.22	U,G

Comments:

Qualifiers/Flags:

U - Result is less than the sample specific MDC or less than the associated TPU

Y1 - Chemical Yield is in control at 100-110%. Quantitative Yield is assumed.

Y2 - Chemical Yield outside default limits.

LT - Result is less than Requested MDC, greater than sample specific MDC.

M3 - The requested MDC was not met, but the reported activity is greater than the reported MDC.

M - The requested MDC was not met.

SQ - Spectral quality prevents accurate quantitation.

SI - Nuclide identification and/or quantitation is tentative.

TI - Nuclide identification is tentative.

R - Nuclide has exceeded 8 halflives.

G - Sample density differs by more than 15% of LCS density.

Abbreviations:

TPU - Total Propagated Uncertainty (see PAI SOP 743)

MDC - Minimum Detectable Concentration (see PAI SOP 709)

BDL - Below Detection Limit

Data Package ID: *GSS0408106-1*

Gamma Spectroscopy Results

PAI 713 Rev 8

Sample Results

Lab Name: Paragon Analytics
Work Order Number: 0408106
Client Name: New World Technologies
ClientProject ID: Ravenna GA00563

Field ID: RR-3
Lab ID: 0408106-3

Library: FANP

Sample Matrix: SOIL
Prep SOP: PAI 739 Rev 8
Date Collected: 06-Aug-04
Date Prepared: 26-Aug-04
Date Analyzed: 27-Aug-04

Prep Batch: GS040826-3
QCBatchID: GS040826-3-1
Run ID: gs040826-3a
Count Time: 30 minutes
Report Basis: Dry Weight

Final Aliquot: 284 g
Prep Basis: Dry Weight
Moisture(%): NA
Result Units: pCi/g
File Name: 040315D05A

CASNO	Target Nuclide	Result +/- 2 s TPU	MDC	Lab Qualifier
14683-10-4	Sb-124	0.01 +/- 0.11	0.20	U,G
14234-35-6	Sb-125	-0.03 +/- 0.20	0.37	U,G
13967-63-0	Sc-46	0.017 +/- 0.082	0.151	U,G
15623-47-9	Th-227	0.12 +/- 0.74	1.26	U,G
15065-10-8	Th-234	1.2 +/- 1.7	2.8	U,G
14913-50-9	Tl-208	0.44 +/- 0.14	0.14	G
15117-96-1	U-235	0.39 +/- 0.47	0.76	U,G
13982-39-3	Zn-65	-0.21 +/- 0.24	0.48	U,G

Comments:

Qualifiers/Flags:

U - Result is less than the sample specific MDC or less than the associated TPU

Y1 - Chemical Yield is in control at 100-110%. Quantitative Yield is assumed.

Y2 - Chemical Yield outside default limits.

LT - Result is less than Requested MDC, greater than sample specific MDC.

M3 - The requested MDC was not met, but the reported activity is greater than the reported MDC.

M - The requested MDC was not met.

SQ - Spectral quality prevents accurate quantitation.

SI - Nuclide identification and/or quantitation is tentative.

TI - Nuclide identification is tentative.

R - Nuclide has exceeded 8 halflives.

G - Sample density differs by more than 15% of LCS density.

Abbreviations:

TPU - Total Propagated Uncertainty (see PAI SOP 743)

MDC - Minimum Detectable Concentration (see PAI SOP 709)

BDL - Below Detection Limit

Data Package ID: *GSS0408106-1*

Gamma Spectroscopy Results

PAI 713 Rev 8

Sample Results

Lab Name: Paragon Analytics
Work Order Number: 0408106
Client Name: New World Technologies
ClientProject ID: Ravenna GA00563

Field ID: RR-4
Lab ID: 0408106-4

Library: FANP

Sample Matrix: SOIL
Prep SOP: PAI 739 Rev 8
Date Collected: 06-Aug-04
Date Prepared: 26-Aug-04
Date Analyzed: 27-Aug-04

Prep Batch: GS040826-3
QCBatchID: GS040826-3-1
Run ID: gs040826-3a
Count Time: 30 minutes
Report Basis: Dry Weight

Final Aliquot: 289 g
Prep Basis: Dry Weight
Moisture(%): NA
Result Units: pCi/g
File Name: 041496D02B

CASNO	Target Nuclide	Result +/- 2 s TPU	MDC	Lab Qualifier
14331-83-0	Ac-228	1.32 +/- 0.39	0.43	G
14391-76-5	Ag-110m	-0.077 +/- 0.068	0.148	U,G
14682-66-7	Al-26	0.028 +/- 0.070	0.130	U,G
14596-10-2	Am-241	0.04 +/- 0.55	0.99	U,G
13966-02-4	Be-7	0.43 +/- 0.53	0.86	U,G
14913-49-6	Bi-212	1.1 +/- 1.0	1.6	U,G
14733-03-0	Bi-214	0.80 +/- 0.25	0.26	G,J
13982-30-4	Ce-139	-0.028 +/- 0.049	0.092	U,G
14762-78-8	Ce-144	-0.25 +/- 0.32	0.61	U,G
14093-03-9	Co-56	0.11 +/- 0.17	0.29	U,G
13981-50-5	Co-57	-0.020 +/- 0.040	0.075	U,G
13981-38-9	Co-58	0.038 +/- 0.074	0.129	U,G
10198-40-0	Co-60	-0.018 +/- 0.075	0.155	U,G
14392-02-0	Cr-51	-0.06 +/- 0.78	1.44	U,G
13967-70-9	Cs-134	0.010 +/- 0.063	0.115	U,G

Comments:

Qualifiers/Flags:

U - Result is less than the sample specific MDC or less than the associated TPU

Y1 - Chemical Yield is in control at 100-110%. Quantitative Yield is assumed.

Y2 - Chemical Yield outside default limits.

LT - Result is less than Requested MDC, greater than sample specific MDC.

M3 - The requested MDC was not met, but the reported activity is greater than the reported MDC.

M - The requested MDC was not met.

SQ - Spectral quality prevents accurate quantitation.

SI - Nuclide identification and/or quantitation is tentative.

TI - Nuclide identification is tentative.

R - Nuclide has exceeded 8 halflives.

G - Sample density differs by more than 15% of LCS density.

Abbreviations:

TPU - Total Propagated Uncertainty (see PAI SOP 743)

MDC - Minimum Detectable Concentration (see PAI SOP 709)

BDL - Below Detection Limit

Data Package ID: *GSS0408106-1*

Gamma Spectroscopy Results

PAI 713 Rev 8

Sample Results

Lab Name: Paragon Analytics
Work Order Number: 0408106
Client Name: New World Technologies
ClientProject ID: Ravenna GA00563

Field ID: RR-4
Lab ID: 0408106-4

Library: FANP

Sample Matrix: SOIL
Prep SOP: PAI 739 Rev 8
Date Collected: 06-Aug-04
Date Prepared: 26-Aug-04
Date Analyzed: 27-Aug-04

Prep Batch: GS040826-3
QCBatchID: GS040826-3-1
Run ID: gs040826-3a
Count Time: 30 minutes
Report Basis: Dry Weight

Final Aliquot: 289 g
Prep Basis: Dry Weight
Moisture(%): NA
Result Units: pCi/g
File Name: 041496D02B

CASNO	Target Nuclide	Result +/- 2 s TPU	MDC	Lab Qualifier
10045-97-3	Cs-137	0.025 +/- 0.074	0.132	U,G
14683-23-9	Eu-152	0.26 +/- 0.33	0.53	U,G
15585-10-1	Eu-154	-0.16 +/- 0.34	0.72	U,G
14391-16-3	Eu-155	0.07 +/- 0.20	0.34	U,G
14596-12-4	Fe-59	-0.04 +/- 0.17	0.35	U,G
10043-66-0	I-131	-0.03 +/- 0.40	0.73	U,G
13966-00-2	K-40	10.2 +/- 2.4	1.7	G
13966-31-9	Mn-54	0.028 +/- 0.067	0.119	U,G
13966-32-0	Na-22	-0.069 +/- 0.070	0.163	U,G
14681-63-1	Nb-94	0.013 +/- 0.065	0.118	U,G
13967-76-5	Nb-95	-0.055 +/- 0.093	0.187	U,G
15100-28-4	Pa-234m	3.6 +/- 9.4	17.0	U,G
15092-94-1	Pb-212	1.20 +/- 0.25	0.20	G
15067-28-4	Pb-214	0.86 +/- 0.21	0.26	G,J
13967-48-1	Ru-106	0.05 +/- 0.63	1.16	U,G

Comments:

Qualifiers/Flags:

U - Result is less than the sample specific MDC or less than the associated TPU

Y1 - Chemical Yield is in control at 100-110%. Quantitative Yield is assumed.

Y2 - Chemical Yield outside default limits.

LT - Result is less than Requested MDC, greater than sample specific MDC.

M3 - The requested MDC was not met, but the reported activity is greater than the reported MDC.

M - The requested MDC was not met.

SQ - Spectral quality prevents accurate quantitation.

SI - Nuclide identification and/or quantitation is tentative.

TI - Nuclide identification is tentative.

R - Nuclide has exceeded 8 halflives.

G - Sample density differs by more than 15% of LCS density.

Abbreviations:

TPU - Total Propagated Uncertainty (see PAI SOP 743)

MDC - Minimum Detectable Concentration (see PAI SOP 709)

BDL - Below Detection Limit

Data Package ID: *GSS0408106-1*

Gamma Spectroscopy Results

PAI 713 Rev 8

Sample Results

Lab Name: Paragon Analytics
Work Order Number: 0408106
Client Name: New World Technologies
ClientProject ID: Ravenna GA00563

Field ID: RR-4
Lab ID: 0408106-4

Library: FANP

Sample Matrix: SOIL
Prep SOP: PAI 739 Rev 8
Date Collected: 06-Aug-04
Date Prepared: 26-Aug-04
Date Analyzed: 27-Aug-04

Prep Batch: GS040826-3
QCBatchID: GS040826-3-1
Run ID: gs040826-3a
Count Time: 30 minutes
Report Basis: Dry Weight

Final Aliquot: 289 g
Prep Basis: Dry Weight
Moisture(%): NA
Result Units: pCi/g
File Name: 041496D02B

CASNO	Target Nuclide	Result +/- 2 s TPU	MDC	Lab Qualifier
14683-10-4	Sb-124	-0.025 +/- 0.078	0.152	U,G
14234-35-6	Sb-125	-0.05 +/- 0.18	0.34	U,G
13967-63-0	Sc-46	0.047 +/- 0.070	0.117	U,G
15623-47-9	Th-227	0.08 +/- 0.38	0.66	U,G
15065-10-8	Th-234	1.0 +/- 1.3	2.1	U,G
14913-50-9	Tl-208	0.42 +/- 0.13	0.14	G
15117-96-1	U-235	0.14 +/- 0.33	0.57	U,G
13982-39-3	Zn-65	-0.13 +/- 0.21	0.42	U,G

Comments:

Qualifiers/Flags:

U - Result is less than the sample specific MDC or less than the associated TPU

Y1 - Chemical Yield is in control at 100-110%. Quantitative Yield is assumed.

Y2 - Chemical Yield outside default limits.

LT - Result is less than Requested MDC, greater than sample specific MDC.

M3 - The requested MDC was not met, but the reported activity is greater than the reported MDC.

M - The requested MDC was not met.

SQ - Spectral quality prevents accurate quantitation.

SI - Nuclide identification and/or quantitation is tentative.

TI - Nuclide identification is tentative.

R - Nuclide has exceeded 8 halflives.

G - Sample density differs by more than 15% of LCS density.

Abbreviations:

TPU - Total Propagated Uncertainty (see PAI SOP 743)

MDC - Minimum Detectable Concentration (see PAI SOP 709)

BDL - Below Detection Limit

Data Package ID: *GSS0408106-1*

Gamma Spectroscopy Results

PAI 713 Rev 8

Sample Results

Lab Name: Paragon Analytics
Work Order Number: 0408106
Client Name: New World Technologies
ClientProject ID: Ravenna GA00563

Field ID: RR-5
Lab ID: 0408106-5

Library: FANP

Sample Matrix: SOIL
Prep SOP: PAI 739 Rev 8
Date Collected: 06-Aug-04
Date Prepared: 26-Aug-04
Date Analyzed: 27-Aug-04

Prep Batch: GS040826-3
QCBatchID: GS040826-3-1
Run ID: gs040826-3a
Count Time: 30 minutes
Report Basis: Dry Weight

Final Aliquot: 288 g
Prep Basis: Dry Weight
Moisture(%): NA
Result Units: pCi/g
File Name: 040316D05A

CASNO	Target Nuclide	Result +/- 2 s TPU	MDC	Lab Qualifier
14331-83-0	Ac-228	0.94 +/- 0.34	0.61	LT,G
14391-76-5	Ag-110m	-0.031 +/- 0.070	0.141	U,G
14682-66-7	Al-26	0.012 +/- 0.068	0.136	U,G
14596-10-2	Am-241	0.40 +/- 0.78	1.31	U,G
13966-02-4	Be-7	0.17 +/- 0.69	1.23	U,G
14913-49-6	Bi-212	1.9 +/- 1.3	1.8	G,TI
14733-03-0	Bi-214	0.97 +/- 0.29	0.31	G,J
13982-30-4	Ce-139	-0.055 +/- 0.059	0.113	U,G
14762-78-8	Ce-144	-0.02 +/- 0.47	0.82	U,G
14093-03-9	Co-56	-0.04 +/- 0.20	0.38	U,G
13981-50-5	Co-57	0.036 +/- 0.055	0.092	U,G
13981-38-9	Co-58	-0.093 +/- 0.085	0.186	U,G
10198-40-0	Co-60	-0.026 +/- 0.099	0.196	U,G
14392-02-0	Cr-51	0.22 +/- 0.92	1.62	U,G
13967-70-9	Cs-134	-0.076 +/- 0.085	0.169	U,G

Comments:

Qualifiers/Flags:

U - Result is less than the sample specific MDC or less than the associated TPU

Y1 - Chemical Yield is in control at 100-110%. Quantitative Yield is assumed.

Y2 - Chemical Yield outside default limits.

LT - Result is less than Requested MDC, greater than sample specific MDC.

M3 - The requested MDC was not met, but the reported activity is greater than the reported MDC.

M - The requested MDC was not met.

SQ - Spectral quality prevents accurate quantitation.

SI - Nuclide identification and/or quantitation is tentative.

TI - Nuclide identification is tentative.

R - Nuclide has exceeded 8 halflives.

G - Sample density differs by more than 15% of LCS density.

Abbreviations:

TPU - Total Propagated Uncertainty (see PAI SOP 743)

MDC - Minimum Detectable Concentration (see PAI SOP 709)

BDL - Below Detection Limit

Data Package ID: *GSS0408106-1*

Gamma Spectroscopy Results

PAI 713 Rev 8

Sample Results

Lab Name: Paragon Analytics
Work Order Number: 0408106
Client Name: New World Technologies
ClientProject ID: Ravenna GA00563

Field ID: RR-5
Lab ID: 0408106-5

Library: FANP

Sample Matrix: SOIL
Prep SOP: PAI 739 Rev 8
Date Collected: 06-Aug-04
Date Prepared: 26-Aug-04
Date Analyzed: 27-Aug-04

Prep Batch: GS040826-3
QCBatchID: GS040826-3-1
Run ID: gs040826-3a
Count Time: 30 minutes
Report Basis: Dry Weight

Final Aliquot: 288 g
Prep Basis: Dry Weight
Moisture(%): NA
Result Units: pCi/g
File Name: 040316D05A

CASNO	Target Nuclide	Result +/- 2 s TPU	MDC	Lab Qualifier
10045-97-3	Cs-137	0.007 +/- 0.082	0.151	U,G
14683-23-9	Eu-152	0.01 +/- 0.41	0.80	U,G
15585-10-1	Eu-154	0 +/- 0.49	0.92	U,G
14391-16-3	Eu-155	0.12 +/- 0.25	0.42	U,G
14596-12-4	Fe-59	0.04 +/- 0.20	0.38	U,G
10043-66-0	I-131	-0.41 +/- 0.46	0.90	U,G
13966-00-2	K-40	8.9 +/- 2.3	1.8	G
13966-31-9	Mn-54	0.080 +/- 0.092	0.148	U,G
13966-32-0	Na-22	0.09 +/- 0.10	0.17	U,G
14681-63-1	Nb-94	0.030 +/- 0.080	0.140	U,G
13967-76-5	Nb-95	-0.07 +/- 0.11	0.21	U,G
15100-28-4	Pa-234m	10 +/- 14	23	U,G
15092-94-1	Pb-212	1.10 +/- 0.26	0.26	G
15067-28-4	Pb-214	1.07 +/- 0.24	0.29	G,J
13967-48-1	Ru-106	0 +/- 0.68	1.27	U,G

Comments:

Qualifiers/Flags:

U - Result is less than the sample specific MDC or less than the associated TPU

Y1 - Chemical Yield is in control at 100-110%. Quantitative Yield is assumed.

Y2 - Chemical Yield outside default limits.

LT - Result is less than Requested MDC, greater than sample specific MDC.

M3 - The requested MDC was not met, but the reported activity is greater than the reported MDC.

M - The requested MDC was not met.

SQ - Spectral quality prevents accurate quantitation.

SI - Nuclide identification and/or quantitation is tentative.

TI - Nuclide identification is tentative.

R - Nuclide has exceeded 8 halflives.

G - Sample density differs by more than 15% of LCS density.

Abbreviations:

TPU - Total Propagated Uncertainty (see PAI SOP 743)

MDC - Minimum Detectable Concentration (see PAI SOP 709)

BDL - Below Detection Limit

Data Package ID: *GSS0408106-1*

Gamma Spectroscopy Results

PAI 713 Rev 8

Sample Results

Lab Name: Paragon Analytics
Work Order Number: 0408106
Client Name: New World Technologies
ClientProject ID: Ravenna GA00563

Field ID: RR-5
Lab ID: 0408106-5

Library: FANP

Sample Matrix: SOIL
Prep SOP: PAI 739 Rev 8
Date Collected: 06-Aug-04
Date Prepared: 26-Aug-04
Date Analyzed: 27-Aug-04

Prep Batch: GS040826-3
QCBatchID: GS040826-3-1
Run ID: gs040826-3a
Count Time: 30 minutes
Report Basis: Dry Weight

Final Aliquot: 288 g
Prep Basis: Dry Weight
Moisture(%): NA
Result Units: pCi/g
File Name: 040316D05A

CASNO	Target Nuclide	Result +/- 2 s TPU	MDC	Lab Qualifier
14683-10-4	Sb-124	-0.05 +/- 0.11	0.21	U,G
14234-35-6	Sb-125	0.01 +/- 0.21	0.38	U,G
13967-63-0	Sc-46	0.049 +/- 0.096	0.166	U,G
15623-47-9	Th-227	-0.19 +/- 0.75	1.32	U,G
15065-10-8	Th-234	1.4 +/- 1.8	2.9	U,G
14913-50-9	Tl-208	0.36 +/- 0.13	0.15	G
15117-96-1	U-235	0.02 +/- 0.43	0.76	U,G
13982-39-3	Zn-65	-0.22 +/- 0.23	0.47	U,G

Comments:

Qualifiers/Flags:

U - Result is less than the sample specific MDC or less than the associated TPU
Y1 - Chemical Yield is in control at 100-110%. Quantitative Yield is assumed.
Y2 - Chemical Yield outside default limits.
LT - Result is less than Requested MDC, greater than sample specific MDC.
M3 - The requested MDC was not met, but the reported activity is greater than the reported MDC.
M - The requested MDC was not met.
SQ - Spectral quality prevents accurate quantitation.
SI - Nuclide identification and/or quantitation is tentative.
TI - Nuclide identification is tentative.
R - Nuclide has exceeded 8 halflives.
G - Sample density differs by more than 15% of LCS density.

Abbreviations:

TPU - Total Propagated Uncertainty (see PAI SOP 743)
MDC - Minimum Detectable Concentration (see PAI SOP 709)
BDL - Below Detection Limit

Data Package ID: *GSS0408106-1*

Gamma Spectroscopy Results

PAI 713 Rev 8

Sample Results

Lab Name: Paragon Analytics
Work Order Number: 0408106
Client Name: New World Technologies
ClientProject ID: Ravenna GA00563

Field ID: RR-6
Lab ID: 0408106-6

Library: FANP

Sample Matrix: SOIL
Prep SOP: PAI 739 Rev 8
Date Collected: 06-Aug-04
Date Prepared: 26-Aug-04
Date Analyzed: 30-Aug-04

Prep Batch: GS040826-3
QCBatchID: GS040826-3-1
Run ID: gs040826-3a
Count Time: 30 minutes
Report Basis: Dry Weight

Final Aliquot: 308 g
Prep Basis: Dry Weight
Moisture(%): NA
Result Units: pCi/g
File Name: 041504D02A

CASNO	Target Nuclide	Result +/- 2 s TPU	MDC	Lab Qualifier
14331-83-0	Ac-228	1.44 +/- 0.36	0.50	G
14391-76-5	Ag-110m	-0.089 +/- 0.076	0.159	U,G
14682-66-7	Al-26	-0.012 +/- 0.024	0.082	U,G
14596-10-2	Am-241	0.09 +/- 0.56	0.99	U,G
13966-02-4	Be-7	-0.31 +/- 0.66	1.29	U,G
14913-49-6	Bi-212	1.6 +/- 1.1	1.6	G
14733-03-0	Bi-214	0.90 +/- 0.23	0.21	G,J
13982-30-4	Ce-139	0.001 +/- 0.053	0.095	U,G
14762-78-8	Ce-144	-0.16 +/- 0.36	0.66	U,G
14093-03-9	Co-56	0.09 +/- 0.16	0.27	U,G
13981-50-5	Co-57	-0.006 +/- 0.047	0.084	U,G
13981-38-9	Co-58	-0.018 +/- 0.074	0.148	U,G
10198-40-0	Co-60	0.042 +/- 0.069	0.118	U,G
14392-02-0	Cr-51	0.21 +/- 0.82	1.45	U,G
13967-70-9	Cs-134	-0.010 +/- 0.062	0.118	U,G

Comments:

Qualifiers/Flags:

U - Result is less than the sample specific MDC or less than the associated TPU

Y1 - Chemical Yield is in control at 100-110%. Quantitative Yield is assumed.

Y2 - Chemical Yield outside default limits.

LT - Result is less than Requested MDC, greater than sample specific MDC.

M3 - The requested MDC was not met, but the reported activity is greater than the reported MDC.

M - The requested MDC was not met.

SQ - Spectral quality prevents accurate quantitation.

SI - Nuclide identification and/or quantitation is tentative.

TI - Nuclide identification is tentative.

R - Nuclide has exceeded 8 halflives.

G - Sample density differs by more than 15% of LCS density.

Abbreviations:

TPU - Total Propagated Uncertainty (see PAI SOP 743)

MDC - Minimum Detectable Concentration (see PAI SOP 709)

BDL - Below Detection Limit

Data Package ID: *GSS0408106-1*

Gamma Spectroscopy Results

PAI 713 Rev 8

Sample Results

Lab Name: Paragon Analytics
Work Order Number: 0408106
Client Name: New World Technologies
ClientProject ID: Ravenna GA00563

Field ID: RR-6
Lab ID: 0408106-6

Library: FANP

Sample Matrix: SOIL
Prep SOP: PAI 739 Rev 8
Date Collected: 06-Aug-04
Date Prepared: 26-Aug-04
Date Analyzed: 30-Aug-04

Prep Batch: GS040826-3
QCBatchID: GS040826-3-1
Run ID: gs040826-3a
Count Time: 30 minutes
Report Basis: Dry Weight

Final Aliquot: 308 g
Prep Basis: Dry Weight
Moisture(%): NA
Result Units: pCi/g
File Name: 041504D02A

CASNO	Target Nuclide	Result +/- 2 s TPU	MDC	Lab Qualifier
10045-97-3	Cs-137	0.087 +/- 0.080	0.123	U,G
14683-23-9	Eu-152	0.04 +/- 0.34	0.65	U,G
15585-10-1	Eu-154	-0.45 +/- 0.39	0.86	U,G
14391-16-3	Eu-155	0.15 +/- 0.21	0.35	U,G
14596-12-4	Fe-59	0.10 +/- 0.18	0.31	U,G
10043-66-0	I-131	0.21 +/- 0.45	0.78	U,G
13966-00-2	K-40	11.4 +/- 2.5	1.6	G
13966-31-9	Mn-54	0.003 +/- 0.063	0.119	U,G
13966-32-0	Na-22	0 +/- 0.061	0.122	U,G
14681-63-1	Nb-94	0.049 +/- 0.069	0.114	U,G
13967-76-5	Nb-95	-0.048 +/- 0.096	0.189	U,G
15100-28-4	Pa-234m	14 +/- 11	15	U,G
15092-94-1	Pb-212	1.30 +/- 0.27	0.25	G
15067-28-4	Pb-214	0.92 +/- 0.21	0.25	G,J
13967-48-1	Ru-106	0.05 +/- 0.63	1.15	U,G

Comments:

Qualifiers/Flags:

U - Result is less than the sample specific MDC or less than the associated TPU

Y1 - Chemical Yield is in control at 100-110%. Quantitative Yield is assumed.

Y2 - Chemical Yield outside default limits.

LT - Result is less than Requested MDC, greater than sample specific MDC.

M3 - The requested MDC was not met, but the reported activity is greater than the reported MDC.

M - The requested MDC was not met.

SQ - Spectral quality prevents accurate quantitation.

SI - Nuclide identification and/or quantitation is tentative.

TI - Nuclide identification is tentative.

R - Nuclide has exceeded 8 halflives.

G - Sample density differs by more than 15% of LCS density.

Abbreviations:

TPU - Total Propagated Uncertainty (see PAI SOP 743)

MDC - Minimum Detectable Concentration (see PAI SOP 709)

BDL - Below Detection Limit

Data Package ID: *GSS0408106-1*

Gamma Spectroscopy Results

PAI 713 Rev 8

Sample Results

Lab Name: Paragon Analytics
Work Order Number: 0408106
Client Name: New World Technologies
ClientProject ID: Ravenna GA00563

Field ID: RR-6
Lab ID: 0408106-6

Library: FANP

Sample Matrix: SOIL
Prep SOP: PAI 739 Rev 8
Date Collected: 06-Aug-04
Date Prepared: 26-Aug-04
Date Analyzed: 30-Aug-04

Prep Batch: GS040826-3
QCBatchID: GS040826-3-1
Run ID: gs040826-3a
Count Time: 30 minutes
Report Basis: Dry Weight

Final Aliquot: 308 g
Prep Basis: Dry Weight
Moisture(%): NA
Result Units: pCi/g
File Name: 041504D02A

CASNO	Target Nuclide	Result +/- 2 s TPU	MDC	Lab Qualifier
14683-10-4	Sb-124	0.074 +/- 0.080	0.128	U,G
14234-35-6	Sb-125	0.04 +/- 0.19	0.34	U,G
13967-63-0	Sc-46	-0.007 +/- 0.078	0.150	U,G
15623-47-9	Th-227	0.53 +/- 0.37	0.55	U,G
15065-10-8	Th-234	0.9 +/- 1.4	2.3	U,G
14913-50-9	Tl-208	0.36 +/- 0.12	0.14	G
15117-96-1	U-235	0.02 +/- 0.33	0.58	U,G
13982-39-3	Zn-65	0.03 +/- 0.35	0.62	U,G

Comments:

Qualifiers/Flags:

U - Result is less than the sample specific MDC or less than the associated TPU

Y1 - Chemical Yield is in control at 100-110%. Quantitative Yield is assumed.

Y2 - Chemical Yield outside default limits.

LT - Result is less than Requested MDC, greater than sample specific MDC.

M3 - The requested MDC was not met, but the reported activity is greater than the reported MDC.

M - The requested MDC was not met.

SQ - Spectral quality prevents accurate quantitation.

SI - Nuclide identification and/or quantitation is tentative.

TI - Nuclide identification is tentative.

R - Nuclide has exceeded 8 halflives.

G - Sample density differs by more than 15% of LCS density.

Abbreviations:

TPU - Total Propagated Uncertainty (see PAI SOP 743)

MDC - Minimum Detectable Concentration (see PAI SOP 709)

BDL - Below Detection Limit

Data Package ID: *GSS0408106-1*

Gamma Spectroscopy Results

PAI 713 Rev 8

Sample Results

Lab Name: Paragon Analytics
Work Order Number: 0408106
Client Name: New World Technologies
ClientProject ID: Ravenna GA00563

Field ID: RR-7
Lab ID: 0408106-7

Library: FANP

Sample Matrix: SOIL
Prep SOP: PAI 739 Rev 8
Date Collected: 06-Aug-04
Date Prepared: 26-Aug-04
Date Analyzed: 30-Aug-04

Prep Batch: GS040826-3
QCBatchID: GS040826-3-1
Run ID: gs040826-3a
Count Time: 30 minutes
Report Basis: Dry Weight

Final Aliquot: 320 g
Prep Basis: Dry Weight
Moisture(%): NA
Result Units: pCi/g
File Name: 041689D04A

CASNO	Target Nuclide	Result +/- 2 s TPU	MDC	Lab Qualifier
14331-83-0	Ac-228	1.09 +/- 0.30	0.42	G
14391-76-5	Ag-110m	0.031 +/- 0.073	0.126	U,G
14682-66-7	Al-26	-0.009 +/- 0.050	0.116	U,G
14596-10-2	Am-241	-0.42 +/- 0.35	0.70	U,G
13966-02-4	Be-7	-0.28 +/- 0.66	1.28	U,G
14913-49-6	Bi-212	1.9 +/- 1.0	1.3	G,TI
14733-03-0	Bi-214	0.83 +/- 0.25	0.27	G,J
13982-30-4	Ce-139	0.029 +/- 0.047	0.078	U,G
14762-78-8	Ce-144	-0.30 +/- 0.33	0.63	U,G
14093-03-9	Co-56	0.28 +/- 0.19	0.26	G,TI
13981-50-5	Co-57	0.012 +/- 0.039	0.067	U,G
13981-38-9	Co-58	-0.035 +/- 0.085	0.168	U,G
10198-40-0	Co-60	0.031 +/- 0.075	0.134	U,G
14392-02-0	Cr-51	-0.34 +/- 0.72	1.38	U,G
13967-70-9	Cs-134	0.009 +/- 0.071	0.127	U,G

Comments:

Qualifiers/Flags:

U - Result is less than the sample specific MDC or less than the associated TPU

Y1 - Chemical Yield is in control at 100-110%. Quantitative Yield is assumed.

Y2 - Chemical Yield outside default limits.

LT - Result is less than Requested MDC, greater than sample specific MDC.

M3 - The requested MDC was not met, but the reported activity is greater than the reported MDC.

M - The requested MDC was not met.

SQ - Spectral quality prevents accurate quantitation.

SI - Nuclide identification and/or quantitation is tentative.

TI - Nuclide Identification is tentative.

R - Nuclide has exceeded 8 halflives.

G - Sample density differs by more than 15% of LCS density.

Abbreviations:

TPU - Total Propagated Uncertainty (see PAI SOP 743)

MDC - Minimum Detectable Concentration (see PAI SOP 709)

BDL - Below Detection Limit

Data Package ID: *GSS0408106-1*

Gamma Spectroscopy Results

PAI 713 Rev 8

Sample Results

Lab Name: Paragon Analytics
Work Order Number: 0408106
Client Name: New World Technologies
ClientProject ID: Ravenna GA00563

Field ID: RR-7
Lab ID: 0408106-7

Library: FANP

Sample Matrix: SOIL
Prep SOP: PAI 739 Rev 8
Date Collected: 06-Aug-04
Date Prepared: 26-Aug-04
Date Analyzed: 30-Aug-04

Prep Batch: GS040826-3
QCBatchID: GS040826-3-1
Run ID: gs040826-3a
Count Time: 30 minutes
Report Basis: Dry Weight

Final Aliquot: 320 g
Prep Basis: Dry Weight
Moisture(%): NA
Result Units: pCi/g
File Name: 041689D04A

CASNO	Target Nuclide	Result +/- 2 s TPU	MDC	Lab Qualifier
10045-97-3	Cs-137	-0.005 +/- 0.081	0.150	U,G
14683-23-9	Eu-152	-0.07 +/- 0.41	0.81	U,G
15585-10-1	Eu-154	0.14 +/- 0.32	0.57	U,G
14391-16-3	Eu-155	0.09 +/- 0.18	0.31	U,G
14596-12-4	Fe-59	0.02 +/- 0.18	0.33	U,G
10043-66-0	I-131	-0.08 +/- 0.47	0.87	U,G
13966-00-2	K-40	8.5 +/- 2.1	1.7	G
13966-31-9	Mn-54	0.012 +/- 0.073	0.133	U,G
13966-32-0	Na-22	0.026 +/- 0.073	0.132	U,G
14681-63-1	Nb-94	-0.034 +/- 0.070	0.136	U,G
13967-76-5	Nb-95	-0.055 +/- 0.091	0.180	U,G
15100-28-4	Pa-234m	-3 +/- 11	23	U,G
15092-94-1	Pb-212	1.60 +/- 0.29	0.22	G
15067-28-4	Pb-214	0.97 +/- 0.22	0.25	G,J
13967-48-1	Ru-106	0.03 +/- 0.65	1.19	U,G

Comments:

Qualifiers/Flags:

U - Result is less than the sample specific MDC or less than the associated TPU

Y1 - Chemical Yield is in control at 100-110%. Quantitative Yield is assumed.

Y2 - Chemical Yield outside default limits.

LT - Result is less than Requested MDC, greater than sample specific MDC.

M3 - The requested MDC was not met, but the reported activity is greater than the reported MDC.

M - The requested MDC was not met.

SQ - Spectral quality prevents accurate quantitation.

SI - Nuclide identification and/or quantitation is tentative.

TI - Nuclide identification is tentative.

R - Nuclide has exceeded 8 halflives.

G - Sample density differs by more than 15% of LCS density.

Abbreviations:

TPU - Total Propagated Uncertainty (see PAI SOP 743)

MDC - Minimum Detectable Concentration (see PAI SOP 709)

BDL - Below Detection Limit

Data Package ID: *GSS0408106-1*

Gamma Spectroscopy Results

PAI 713 Rev 8

Sample Results

Lab Name: Paragon Analytics
Work Order Number: 0408106
Client Name: New World Technologies
ClientProject ID: Ravenna GA00563

Field ID: RR-7
Lab ID: 0408106-7

Library: FANP

Sample Matrix: SOIL
Prep SOP: PAI 739 Rev 8
Date Collected: 06-Aug-04
Date Prepared: 26-Aug-04
Date Analyzed: 30-Aug-04

Prep Batch: GS040826-3
QCBatchID: GS040826-3-1
Run ID: gs040826-3a
Count Time: 30 minutes
Report Basis: Dry Weight

Final Aliquot: 320 g
Prep Basis: Dry Weight
Moisture(%): NA
Result Units: pCi/g
File Name: 041689D04A

CASNO	Target Nuclide	Result +/- 2 s TPU	MDC	Lab Qualifier
14683-10-4	Sb-124	0.062 +/- 0.090	0.149	U,G
14234-35-6	Sb-125	0.07 +/- 0.14	0.28	U,G
13967-63-0	Sc-46	0.026 +/- 0.086	0.154	U,G
15623-47-9	Th-227	0.26 +/- 0.52	0.84	U,G
15065-10-8	Th-234	2.6 +/- 1.5	2.3	G,TI
14913-50-9	Tl-208	0.47 +/- 0.13	0.12	G
15117-96-1	U-235	0.44 +/- 0.35	0.54	U,G
13982-39-3	Zn-65	-0.19 +/- 0.20	0.42	U,G

Comments:

Qualifiers/Flags:

U - Result is less than the sample specific MDC or less than the associated TPU

Y1 - Chemical Yield is in control at 100-110%. Quantitative Yield is assumed.

Y2 - Chemical Yield outside default limits.

LT - Result is less than Requested MDC, greater than sample specific MDC.

M3 - The requested MDC was not met, but the reported activity is greater than the reported MDC.

M - The requested MDC was not met.

SQ - Spectral quality prevents accurate quantitation.

SI - Nuclide identification and/or quantitation is tentative.

TI - Nuclide identification is tentative.

R - Nuclide has exceeded 8 halflives.

G - Sample density differs by more than 15% of LCS density.

Abbreviations:

TPU - Total Propagated Uncertainty (see PAI SOP 743)

MDC - Minimum Detectable Concentration (see PAI SOP 709)

BDL - Below Detection Limit

Data Package ID: *GSS0408106-1*

Gamma Spectroscopy Results

PAI 713 Rev 8

Sample Results

Lab Name: Paragon Analytics
Work Order Number: 0408106
Client Name: New World Technologies
ClientProject ID: Ravenna GA00563

Field ID: RR-8
Lab ID: 0408106-8

Library: FANP

Sample Matrix: SOIL
Prep SOP: PAI 739 Rev 8
Date Collected: 06-Aug-04
Date Prepared: 26-Aug-04
Date Analyzed: 30-Aug-04

Prep Batch: GS040826-3
QCBatchID: GS040826-3-1
Run ID: gs040826-3a
Count Time: 30 minutes
Report Basis: Dry Weight

Final Aliquot: 257 g
Prep Basis: Dry Weight
Moisture(%): NA
Result Units: pCi/g
File Name: 040323D05A

CASNO	Target Nuclide	Result +/- 2 s TPU	MDC	Lab Qualifier
14331-83-0	Ac-228	2.08 +/- 0.50	0.68	G
14391-76-5	Ag-110m	-0.04 +/- 0.11	0.20	U,G
14682-66-7	Al-26	-0.007 +/- 0.085	0.179	U,G
14596-10-2	Am-241	1.02 +/- 0.89	1.40	U,G
13966-02-4	Be-7	0.04 +/- 0.93	1.70	U,G
14913-49-6	Bi-212	3.1 +/- 1.6	2.1	G,TI
14733-03-0	Bi-214	1.00 +/- 0.30	0.30	G,J
13982-30-4	Ce-139	-0.021 +/- 0.081	0.146	U,G
14762-78-8	Ce-144	-0.21 +/- 0.53	0.96	U,G
14093-03-9	Co-56	0.06 +/- 0.19	0.35	U,G
13981-50-5	Co-57	0 +/- 0.067	0.118	U,G
13981-38-9	Co-58	-0.04 +/- 0.11	0.22	U,G
10198-40-0	Co-60	-0.021 +/- 0.095	0.192	U,G
14392-02-0	Cr-51	-0.2 +/- 1.0	1.9	U,G
13967-70-9	Cs-134	-0.012 +/- 0.087	0.162	U,G

Comments:

Qualifiers/Flags:

U - Result is less than the sample specific MDC or less than the associated TPU

Y1 - Chemical Yield is in control at 100-110%. Quantitative Yield is assumed.

Y2 - Chemical Yield outside default limits.

LT - Result is less than Requested MDC, greater than sample specific MDC.

M3 - The requested MDC was not met, but the reported activity is greater than the reported MDC.

M - The requested MDC was not met.

SQ - Spectral quality prevents accurate quantitation.

SI - Nuclide identification and/or quantitation is tentative.

TI - Nuclide identification is tentative.

R - Nuclide has exceeded 8 halflives.

G - Sample density differs by more than 15% of LCS density.

Abbreviations:

TPU - Total Propagated Uncertainty (see PAI SOP 743)

MDC - Minimum Detectable Concentration (see PAI SOP 709)

BDL - Below Detection Limit

Data Package ID: *GSS0408106-1*

Gamma Spectroscopy Results

PAI 713 Rev 8

Sample Results

Lab Name: Paragon Analytics
Work Order Number: 0408106
Client Name: New World Technologies
ClientProject ID: Ravenna GA00563

Field ID: RR-8
Lab ID: 0408106-8

Library: FANP

Sample Matrix: SOIL
Prep SOP: PAI 739 Rev 8
Date Collected: 06-Aug-04
Date Prepared: 26-Aug-04
Date Analyzed: 30-Aug-04

Prep Batch: GS040826-3
QCBatchID: GS040826-3-1
Run ID: gs040826-3a
Count Time: 30 minutes
Report Basis: Dry Weight

Final Aliquot: 257 g
Prep Basis: Dry Weight
Moisture(%): NA
Result Units: pCi/g
File Name: 040323D05A

CASNO	Target Nuclide	Result +/- 2 s TPU	MDC	Lab Qualifier
10045-97-3	Cs-137	0.06 +/- 0.11	0.18	U,G
14683-23-9	Eu-152	-0.28 +/- 0.49	1.04	U,G
15585-10-1	Eu-154	0.05 +/- 0.54	1.01	U,G
14391-16-3	Eu-155	0.19 +/- 0.31	0.52	U,G
14596-12-4	Fe-59	-0.15 +/- 0.27	0.55	U,G
10043-66-0	I-131	-0.27 +/- 0.67	1.25	U,G
13966-00-2	K-40	10.4 +/- 2.6	1.9	G
13966-31-9	Mn-54	-0.01 +/- 0.10	0.19	U,G
13966-32-0	Na-22	-0.02 +/- 0.12	0.23	U,G
14681-63-1	Nb-94	-0.02 +/- 0.11	0.20	U,G
13967-76-5	Nb-95	-0.03 +/- 0.14	0.25	U,G
15100-28-4	Pa-234m	-21 +/- 18	38	U,G
15092-94-1	Pb-212	2.22 +/- 0.39	0.26	G
15067-28-4	Pb-214	1.18 +/- 0.28	0.35	G,J
13967-48-1	Ru-106	-0.64 +/- 0.97	1.90	U,G

Comments:

Qualifiers/Flags:

U - Result is less than the sample specific MDC or less than the associated TPU

Y1 - Chemical Yield is in control at 100-110%. Quantitative Yield is assumed.

Y2 - Chemical Yield outside default limits.

LT - Result is less than Requested MDC, greater than sample specific MDC.

M3 - The requested MDC was not met, but the reported activity is greater than the reported MDC.

M - The requested MDC was not met.

SQ - Spectral quality prevents accurate quantitation.

SI - Nuclide identification and/or quantitation is tentative.

TI - Nuclide identification is tentative.

R - Nuclide has exceeded 8 halflives.

G - Sample density differs by more than 15% of LCS density.

Abbreviations:

TPU - Total Propagated Uncertainty (see PAI SOP 743)

MDC - Minimum Detectable Concentration (see PAI SOP 709)

BDL - Below Detection Limit

Data Package ID: *GSS0408106-1*

Gamma Spectroscopy Results

PAI 713 Rev 8

Sample Results

Lab Name: Paragon Analytics
Work Order Number: 0408106
Client Name: New World Technologies
ClientProject ID: Ravenna GA00563

Field ID: RR-8
Lab ID: 0408106-8

Library: FANP

Sample Matrix: SOIL
Prep SOP: PAI 739 Rev 8
Date Collected: 06-Aug-04
Date Prepared: 26-Aug-04
Date Analyzed: 30-Aug-04

Prep Batch: GS040826-3
QCBatchID: GS040826-3-1
Run ID: gs040826-3a
Count Time: 30 minutes
Report Basis: Dry Weight

Final Aliquot: 257 g
Prep Basis: Dry Weight
Moisture(%): NA
Result Units: pCi/g
File Name: 040323D05A

CASNO	Target Nuclide	Result +/- 2 s TPU	MDC	Lab Qualifier
14683-10-4	Sb-124	0.03 +/- 0.11	0.20	U,G
14234-35-6	Sb-125	0.19 +/- 0.21	0.34	U,G
13967-63-0	Sc-46	-0.02 +/- 0.11	0.21	U,G
15623-47-9	Th-227	-1 +/- 12	19	U,G
15065-10-8	Th-234	2.4 +/- 2.5	4.1	U,G
14913-50-9	Tl-208	0.58 +/- 0.17	0.16	G
15117-96-1	U-235	-0.06 +/- 0.49	0.87	U,G
13982-39-3	Zn-65	-0.63 +/- 0.32	0.69	U,G

Comments:

Qualifiers/Flags:

U - Result is less than the sample specific MDC or less than the associated TPU

Y1 - Chemical Yield is in control at 100-110%. Quantitative Yield is assumed.

Y2 - Chemical Yield outside default limits.

LT - Result is less than Requested MDC, greater than sample specific MDC.

M3 - The requested MDC was not met, but the reported activity is greater then the reported MDC.

M - The requested MDC was not met.

SQ - Spectral quality prevents accurate quantitation.

SI - Nuclide identification and/or quantitation is tentative.

TI - Nuclide identification is tentative.

R - Nuclide has exceeded 8 halflives.

G - Sample density differs by more than 15% of LCS density.

Abbreviations:

TPU - Total Propagated Uncertainty (see PAI SOP 743)

MDC - Minimum Detectable Concentration (see PAI SOP 709)

BDL - Below Detection Limit

Data Package ID: *GSS0408106-1*

Gamma Spectroscopy Results

PAI 713 Rev 8

Sample Results

Lab Name: Paragon Analytics
Work Order Number: 0408106
Client Name: New World Technologies
ClientProject ID: Ravenna GA00563

Field ID: RR-9
Lab ID: 0408106-9

Library: FANP

Sample Matrix: SOIL
Prep SOP: PAI 739 Rev 8
Date Collected: 06-Aug-04
Date Prepared: 26-Aug-04
Date Analyzed: 30-Aug-04

Prep Batch: GS040826-3
QCBatchID: GS040826-3-1
Run ID: gs040826-3a
Count Time: 30 minutes
Report Basis: Dry Weight

Final Aliquot: 317 g
Prep Basis: Dry Weight
Moisture(%): NA
Result Units: pCi/g
File Name: 041506D07A

CASNO	Target Nuclide	Result +/- 2 s TPU	MDC	Lab Qualifier
14331-83-0	Ac-228	1.28 +/- 0.37	0.46	G
14391-76-5	Ag-110m	0.014 +/- 0.066	0.122	U,G
14682-66-7	Al-26	0.092 +/- 0.076	0.042	G,TI
14596-10-2	Am-241	-0.04 +/- 0.14	0.25	U,G
13966-02-4	Be-7	0.18 +/- 0.77	1.38	U,G
14913-49-6	Bi-212	2.3 +/- 1.3	1.7	G,TI
14733-03-0	Bi-214	0.78 +/- 0.26	0.28	G,J
13982-30-4	Ce-139	-0.027 +/- 0.058	0.108	U,G
14762-78-8	Ce-144	-0.04 +/- 0.37	0.66	U,G
14093-03-9	Co-56	0.12 +/- 0.16	0.26	U,G
13981-50-5	Co-57	-0.007 +/- 0.050	0.090	U,G
13981-38-9	Co-58	-0.054 +/- 0.082	0.180	U,G
10198-40-0	Co-60	-0.024 +/- 0.075	0.166	U,G
14392-02-0	Cr-51	-0.12 +/- 0.94	1.75	U,G
13967-70-9	Cs-134	-0.043 +/- 0.070	0.143	U,G

Comments:

Qualifiers/Flags:

U - Result is less than the sample specific MDC or less than the associated TPU

Y1 - Chemical Yield is in control at 100-110%. Quantitative Yield is assumed.

Y2 - Chemical Yield outside default limits.

LT - Result is less than Requested MDC, greater than sample specific MDC.

M3 - The requested MDC was not met, but the reported activity is greater than the reported MDC.

M - The requested MDC was not met.

SQ - Spectral quality prevents accurate quantitation.

SI - Nuclide identification and/or quantitation is tentative.

TI - Nuclide identification is tentative.

R - Nuclide has exceeded 8 halflives.

G - Sample density differs by more than 15% of LCS density.

Abbreviations:

TPU - Total Propagated Uncertainty (see PAI SOP 743)

MDC - Minimum Detectable Concentration (see PAI SOP 709)

BDL - Below Detection Limit

Data Package ID: *GSS0408106-1*

Gamma Spectroscopy Results

PAI 713 Rev 8

Sample Results

Lab Name: Paragon Analytics
Work Order Number: 0408106
Client Name: New World Technologies
ClientProject ID: Ravenna GA00563

Field ID: RR-9
Lab ID: 0408106-9

Library: FANP

Sample Matrix: SOIL
Prep SOP: PAI 739 Rev 8
Date Collected: 06-Aug-04
Date Prepared: 26-Aug-04
Date Analyzed: 30-Aug-04

Prep Batch: GS040826-3
QCBatchID: GS040826-3-1
Run ID: gs040826-3a
Count Time: 30 minutes
Report Basis: Dry Weight

Final Aliquot: 317 g
Prep Basis: Dry Weight
Moisture(%): NA
Result Units: pCi/g
File Name: 041506D07A

CASNO	Target Nuclide	Result +/- 2 s TPU	MDC	Lab Qualifier
10045-97-3	Cs-137	-0.061 +/- 0.088	0.180	U,G
14683-23-9	Eu-152	0.12 +/- 0.33	0.63	U,G
15585-10-1	Eu-154	-0.15 +/- 0.42	0.89	U,G
14391-16-3	Eu-155	0.04 +/- 0.18	0.31	U,G
14596-12-4	Fe-59	0.01 +/- 0.22	0.42	U,G
10043-66-0	I-131	-0.21 +/- 0.51	0.99	U,G
13966-00-2	K-40	10.8 +/- 2.7	1.7	G
13966-31-9	Mn-54	-0.051 +/- 0.081	0.171	U,G
13966-32-0	Na-22	0.02 +/- 0.12	0.22	U,G
14681-63-1	Nb-94	-0.007 +/- 0.083	0.156	U,G
13967-76-5	Nb-95	0.09 +/- 0.12	0.20	U,G
15100-28-4	Pa-234m	-8 +/- 11	26	U,G
15092-94-1	Pb-212	1.02 +/- 0.24	0.24	G
15067-28-4	Pb-214	1.00 +/- 0.23	0.27	G,J
13967-48-1	Ru-106	0.19 +/- 0.73	1.32	U,G

Comments:

Qualifiers/Flags:

U - Result is less than the sample specific MDC or less than the associated TPU

Y1 - Chemical Yield is in control at 100-110%. Quantitative Yield is assumed.

Y2 - Chemical Yield outside default limits.

LT - Result is less than Requested MDC, greater than sample specific MDC.

M3 - The requested MDC was not met, but the reported activity is greater than the reported MDC.

M - The requested MDC was not met.

SQ - Spectral quality prevents accurate quantitation.

SI - Nuclide identification and/or quantitation is tentative.

TI - Nuclide identification is tentative.

R - Nuclide has exceeded 8 halflives.

G - Sample density differs by more than 15% of LCS density.

Abbreviations:

TPU - Total Propagated Uncertainty (see PAI SOP 743)

MDC - Minimum Detectable Concentration (see PAI SOP 709)

BDL - Below Detection Limit

Data Package ID: *GSS0408106-1*

Gamma Spectroscopy Results

PAI 713 Rev 8

Sample Results

Lab Name: Paragon Analytics
Work Order Number: 0408106
Client Name: New World Technologies
ClientProject ID: Ravenna GA00563

Field ID: RR-9
Lab ID: 0408106-9

Library: FANP

Sample Matrix: SOIL
Prep SOP: PAI 739 Rev 8
Date Collected: 06-Aug-04
Date Prepared: 26-Aug-04
Date Analyzed: 30-Aug-04

Prep Batch: GS040826-3
QCBatchID: GS040826-3-1
Run ID: gs040826-3a
Count Time: 30 minutes
Report Basis: Dry Weight

Final Aliquot: 317 g
Prep Basis: Dry Weight
Moisture(%): NA
Result Units: pCi/g
File Name: 041506D07A

CASNO	Target Nuclide	Result +/- 2 s TPU	MDC	Lab Qualifier
14683-10-4	Sb-124	0.008 +/- 0.089	0.166	U,G
14234-35-6	Sb-125	0.27 +/- 0.20	0.30	U,G
13967-63-0	Sc-46	0.010 +/- 0.091	0.174	U,G
15623-47-9	Th-227	-0.11 +/- 0.57	1.02	U,G
15065-10-8	Th-234	1.40 +/- 0.90	1.74	U,G
14913-50-9	Tl-208	0.31 +/- 0.12	0.13	G
15117-96-1	U-235	0.16 +/- 0.38	0.64	U,G
13982-39-3	Zn-65	-0.21 +/- 0.24	0.51	U,G

Comments:

Qualifiers/Flags:

U - Result is less than the sample specific MDC or less than the associated TPU

Y1 - Chemical Yield is in control at 100-110%. Quantitative Yield is assumed.

Y2 - Chemical Yield outside default limits.

LT - Result is less than Requested MDC, greater than sample specific MDC.

M3 - The requested MDC was not met, but the reported activity is greater than the reported MDC.

M - The requested MDC was not met.

SQ - Spectral quality prevents accurate quantitation.

SI - Nuclide identification and/or quantitation is tentative.

TI - Nuclide identification is tentative.

R - Nuclide has exceeded 8 halflives.

G - Sample density differs by more than 15% of LCS density.

Abbreviations:

TPU - Total Propageted Uncertainty (see PAI SOP 743)

MDC - Minimum Detectable Concentration (see PAI SOP 709)

BDL - Below Detection Limit

Data Package ID: *GSS0408106-1*

Gamma Spectroscopy Results

PAI 713 Rev 8

Sample Results

Lab Name: Paragon Analytics
Work Order Number: 0408106
Client Name: New World Technologies
ClientProject ID: Ravenna GA00563

Field ID: RR-10
Lab ID: 0408106-10

Library: FANP

Sample Matrix: SOIL
Prep SOP: PAI 739 Rev 8
Date Collected: 06-Aug-04
Date Prepared: 26-Aug-04
Date Analyzed: 30-Aug-04

Prep Batch: GS040826-3
QCBatchID: GS040826-3-1
Run ID: gs040826-3a
Count Time: 30 minutes
Report Basis: Dry Weight

Final Aliquot: 258 g
Prep Basis: Dry Weight
Moisture(%): NA
Result Units: pCi/g
File Name: 041478D08A

CASNO	Target Nuclide	Result +/- 2 s TPU	MDC	Lab Qualifier
14331-83-0	Ac-228	1.08 +/- 0.43	0.67	G
14391-76-5	Ag-110m	0.004 +/- 0.074	0.140	U,G
14682-66-7	Al-26	-0.019 +/- 0.096	0.206	U,G
14596-10-2	Am-241	0.04 +/- 0.15	0.25	U,G
13966-02-4	Be-7	0.06 +/- 0.76	1.40	U,G
14913-49-6	Bi-212	1.2 +/- 1.4	2.3	U,G
14733-03-0	Bi-214	1.04 +/- 0.33	0.36	G,J
13982-30-4	Ce-139	0.003 +/- 0.055	0.099	U,G
14762-78-8	Ce-144	-0.37 +/- 0.33	0.67	U,G
14093-03-9	Co-56	0.21 +/- 0.24	0.38	U,G
13981-50-5	Co-57	0.039 +/- 0.049	0.080	U,G
13981-38-9	Co-58	-0.057 +/- 0.098	0.204	U,G
10198-40-0	Co-60	0.042 +/- 0.074	0.127	U,G
14392-02-0	Cr-51	-0.25 +/- 0.97	1.83	U,G
13967-70-9	Cs-134	0.09 +/- 0.13	0.19	U,G

Comments:

Qualifiers/Flags:

U - Result is less than the sample specific MDC or less than the associated TPU

Y1 - Chemical Yield is in control at 100-110%. Quantitative Yield is assumed.

Y2 - Chemical Yield outside default limits.

LT - Result is less than Requested MDC, greater than sample specific MDC.

M3 - The requested MDC was not met, but the reported activity is greater than the reported MDC.

M - The requested MDC was not met.

SQ - Spectral quality prevents accurate quantitation.

SI - Nuclide identification and/or quantitation is tentative.

TI - Nuclide identification is tentative.

R - Nuclide has exceeded 8 halflives.

G - Sample density differs by more than 15% of LCS density.

Abbreviations:

TPU - Total Propagated Uncertainty (see PAI SOP 743)

MDC - Minimum Detectable Concentration (see PAI SOP 709)

BDL - Below Detection Limit

Data Package ID: *GSS0408106-1*

Gamma Spectroscopy Results

PAI 713 Rev 8

Sample Results

Lab Name: Paragon Analytics
Work Order Number: 0408106
Client Name: New World Technologies
ClientProject ID: Ravenna GA00563

Field ID: RR-10
Lab ID: 0408106-10

Library: FANP

Sample Matrix: SOIL
Prep SOP: PAI 739 Rev 8
Date Collected: 06-Aug-04
Date Prepared: 26-Aug-04
Date Analyzed: 30-Aug-04

Prep Batch: GS040826-3
QCBatchID: GS040826-3-1
Run ID: gs040826-3a
Count Time: 30 minutes
Report Basis: Dry Weight

Final Aliquot: 258 g
Prep Basis: Dry Weight
Moisture(%): NA
Result Units: pCi/g
File Name: 041478D08A

CASNO	Target Nuclide	Result +/- 2 s TPU	MDC	Lab Qualifier
10045-97-3	Cs-137	-0.038 +/- 0.079	0.162	U,G
14683-23-9	Eu-152	-0.04 +/- 0.34	0.74	U,G
15585-10-1	Eu-154	-0.29 +/- 0.43	0.95	U,G
14391-16-3	Eu-155	0.15 +/- 0.18	0.30	U,G
14596-12-4	Fe-59	0.17 +/- 0.22	0.35	U,G
10043-66-0	I-131	0.33 +/- 0.58	0.98	U,G
13966-00-2	K-40	10.1 +/- 2.6	1.8	G
13966-31-9	Mn-54	-0.016 +/- 0.086	0.169	U,G
13966-32-0	Na-22	-0.04 +/- 0.11	0.22	U,G
14681-63-1	Nb-94	-0.021 +/- 0.088	0.168	U,G
13967-76-5	Nb-95	-0.15 +/- 0.11	0.24	U,G
15100-28-4	Pa-234m	0 +/- 15	29	U,G
15092-94-1	Pb-212	1.27 +/- 0.27	0.23	G
15067-28-4	Pb-214	1.05 +/- 0.25	0.29	G,J
13967-48-1	Ru-106	0.45 +/- 0.90	1.54	U,G

Comments:

Qualifiers/Flags:

U - Result is less than the sample specific MDC or less than the associated TPU
Y1 - Chemical Yield is in control at 100-110%. Quantitative Yield is assumed.
Y2 - Chemical Yield outside default limits.
LT - Result is less than Requested MDC, greater than sample specific MDC.
M3 - The requested MDC was not met, but the reported activity is greater than the reported MDC.
M - The requested MDC was not met.
SQ - Spectral quality prevents accurate quantitation.
SI - Nuclide Identification and/or quantitation is tentative.
TI - Nuclide identification is tentative.
R - Nuclide has exceeded 8 halflives.
G - Sample density differs by more than 15% of LCS density.

Abbreviations:

TPU - Total Propagated Uncertainty (see PAI SOP 743)
MDC - Minimum Detectable Concentration (see PAI SOP 709)
BDL - Below Detection Limit

Data Package ID: *GSS0408106-1*

Gamma Spectroscopy Results

PAI 713 Rev 8

Sample Results

Lab Name: Paragon Analytics
Work Order Number: 0408106
Client Name: New World Technologies
ClientProject ID: Ravenna GA00563

Field ID: RR-10
Lab ID: 0408106-10

Library: FANP

Sample Matrix: SOIL
Prep SOP: PAI 739 Rev 8
Date Collected: 06-Aug-04
Date Prepared: 26-Aug-04
Date Analyzed: 30-Aug-04

Prep Batch: GS040826-3
QCBatchID: GS040826-3-1
Run ID: gs040826-3a
Count Time: 30 minutes
Report Basis: Dry Weight

Final Aliquot: 258 g
Prep Basis: Dry Weight
Moisture(%): NA
Result Units: pCi/g
File Name: 041478D08A

CASNO	Target Nuclide	Result +/- 2 s TPU	MDC	Lab Qualifier
14683-10-4	Sb-124	-0.11 +/- 0.13	0.25	U,G
14234-35-6	Sb-125	0.14 +/- 0.19	0.32	U,G
13967-63-0	Sc-46	0.062 +/- 0.094	0.158	U,G
15623-47-9	Th-227	-4 +/- 12	20	U,G
15065-10-8	Th-234	1.7 +/- 1.2	1.8	U,G
14913-50-9	Tl-208	0.37 +/- 0.14	0.15	G
15117-96-1	U-235	0.10 +/- 0.37	0.64	U,G
13982-39-3	Zn-65	-0.43 +/- 0.25	0.56	U,G

Comments:

Qualifiers/Flags:

U - Result is less than the sample specific MDC or less than the associated TPU

Y1 - Chemical Yield is in control at 100-110%. Quantitative Yield is assumed.

Y2 - Chemical Yield outside default limits.

LT - Result is less than Requested MDC, greater than sample specific MDC.

M3 - The requested MDC was not met, but the reported activity is greater than the reported MDC.

M - The requested MDC was not met.

SQ - Spectral quality prevents accurate quantitation.

SI - Nuclide identification and/or quantitation is tentative.

TI - Nuclide identification is tentative.

R - Nuclide has exceeded 8 halflives.

G - Sample density differs by more than 15% of LCS density.

Abbreviations:

TPU - Total Propagated Uncertainty (see PAI SOP 743)

MDC - Minimum Detectable Concentration (see PAI SOP 709)

BDL - Below Detection Limit

Data Package ID: *GSS0408106-1*

Gamma Spectroscopy Results

PAI 713 Rev 8

Sample Results

Lab Name: Paragon Analytics
Work Order Number: 0408106
Client Name: New World Technologies
ClientProject ID: Ravenna GA00563

Field ID: RR-11
Lab ID: 0408106-11

Library: FANP

Sample Matrix: SOIL
Prep SOP: PAI 739 Rev 8
Date Collected: 06-Aug-04
Date Prepared: 26-Aug-04
Date Analyzed: 30-Aug-04

Prep Batch: GS040826-3
QCBatchID: GS040826-3-1
Run ID: gs040826-3a
Count Time: 30 minutes
Report Basis: Dry Weight

Final Aliquot: 278 g
Prep Basis: Dry Weight
Moisture(%): NA
Result Units: pCi/g
File Name: 041505D02A

CASNO	Target Nuclide	Result +/- 2 s TPU	MDC	Lab Qualifier
14331-83-0	Ac-228	1.18 +/- 0.38	0.58	G
14391-76-5	Ag-110m	-0.025 +/- 0.068	0.135	U,G
14682-66-7	Al-26	-0.008 +/- 0.071	0.151	U,G
14596-10-2	Am-241	0.30 +/- 0.53	0.90	U,G
13966-02-4	Be-7	-0.12 +/- 0.53	1.06	U,G
14913-49-6	Bi-212	1.8 +/- 1.2	1.7	G
14733-03-0	Bi-214	1.18 +/- 0.30	0.31	G,J
13982-30-4	Ce-139	-0.019 +/- 0.052	0.097	U,G
14762-78-8	Ce-144	-0.11 +/- 0.33	0.61	U,G
14093-03-9	Co-56	0.08 +/- 0.16	0.27	U,G
13981-50-5	Co-57	0.012 +/- 0.045	0.079	U,G
13981-38-9	Co-58	-0.087 +/- 0.077	0.175	U,G
10198-40-0	Co-60	-0.018 +/- 0.074	0.154	U,G
14392-02-0	Cr-51	0.12 +/- 0.73	1.33	U,G
13967-70-9	Cs-134	-0.08 +/- 0.74	1.23	U,G

Comments:

Qualifiers/Flags:

U - Result is less than the sample specific MDC or less than the associated TPU

Y1 - Chemical Yield is in control at 100-110%. Quantitative Yield is assumed.

Y2 - Chemical Yield outside default limits.

LT - Result is less than Requested MDC, greater than sample specific MDC.

M3 - The requested MDC was not met, but the reported activity is greater then the reported MDC.

M - The requested MDC was not met.

SQ - Spectral quality prevents accurate quantitation.

SI - Nuclide identification and/or quantitation is tentative.

TI - Nuclide identification is tentative.

R - Nuclide has exceeded 8 halflives.

G - Sample density differs by more than 15% of LCS density.

Abbreviations:

TPU - Total Propagated Uncertainty (see PAI SOP 743)

MDC - Minimum Detectable Concentration (see PAI SOP 709)

BDL - Below Detection Limit

Data Package ID: *GSS0408106-1*

Gamma Spectroscopy Results

PAI 713 Rev 8

Sample Results

Lab Name: Paragon Analytics
Work Order Number: 0408106
Client Name: New World Technologies
ClientProject ID: Ravenna GA00563

Field ID: RR-11
Lab ID: 0408106-11

Library: FANP

Sample Matrix: SOIL
Prep SOP: PAI 739 Rev 8
Date Collected: 06-Aug-04
Date Prepared: 26-Aug-04
Date Analyzed: 30-Aug-04

Prep Batch: GS040826-3
QCBatchID: GS040826-3-1
Run ID: gs040826-3a
Count Time: 30 minutes
Report Basis: Dry Weight

Final Aliquot: 278 g
Prep Basis: Dry Weight
Moisture(%): NA
Result Units: pCi/g
File Name: 041505D02A

CASNO	Target Nuclide	Result +/- 2 s TPU	MDC	Lab Qualifier
10045-97-3	Cs-137	-0.006 +/- 0.074	0.140	U,G
14683-23-9	Eu-152	0.23 +/- 0.33	0.55	U,G
15585-10-1	Eu-154	-0.21 +/- 0.34	0.75	U,G
14391-16-3	Eu-155	0.11 +/- 0.19	0.32	U,G
14596-12-4	Fe-59	-0.06 +/- 0.18	0.38	U,G
10043-66-0	I-131	-0.12 +/- 0.49	0.92	U,G
13966-00-2	K-40	11.6 +/- 2.6	1.6	G
13966-31-9	Mn-54	0.051 +/- 0.077	0.128	U,G
13966-32-0	Na-22	-0.072 +/- 0.092	0.197	U,G
14681-63-1	Nb-94	0.002 +/- 0.065	0.122	U,G
13967-76-5	Nb-95	-0.038 +/- 0.088	0.176	U,G
15100-28-4	Pa-234m	-4 +/- 10	22	U,G
15092-94-1	Pb-212	1.12 +/- 0.24	0.20	G
15067-28-4	Pb-214	0.84 +/- 0.21	0.24	G,J
13967-48-1	Ru-106	-0.28 +/- 0.64	1.28	U,G

Comments:

Qualifiers/Flags:

U - Result is less than the sample specific MDC or less than the associated TPU

Y1 - Chemical Yield is in control at 100-110%. Quantitative Yield is assumed.

Y2 - Chemical Yield outside default limits.

LT - Result is less than Requested MDC, greater than sample specific MDC.

M3 - The requested MDC was not met, but the reported activity is greater than the reported MDC.

M - The requested MDC was not met.

SQ - Spectral quality prevents accurate quantitation.

SI - Nuclide identification and/or quantitation is tentative.

TI - Nuclide identification is tentative.

R - Nuclide has exceeded 8 halflives.

G - Sample density differs by more than 15% of LCS density.

Abbreviations:

TPU - Total Propagated Uncertainty (see PAI SOP 743)

MDC - Minimum Detectable Concentration (see PAI SOP 709)

BDL - Below Detection Limit

Data Package ID: *GSS0408106-1*

Gamma Spectroscopy Results

PAI 713 Rev 8

Sample Results

Lab Name: Paragon Analytics
Work Order Number: 0408106
Client Name: New World Technologies
ClientProject ID: Ravenna GA00563

Field ID: RR-11
Lab ID: 0408106-11

Library: FANP

Sample Matrix: SOIL
Prep SOP: PAI 739 Rev 8
Date Collected: 06-Aug-04
Date Prepared: 26-Aug-04
Date Analyzed: 30-Aug-04

Prep Batch: GS040826-3
QCBatchID: GS040826-3-1
Run ID: gs040826-3a
Count Time: 30 minutes
Report Basis: Dry Weight

Final Aliquot: 278 g
Prep Basis: Dry Weight
Moisture(%): NA
Result Units: pCi/g
File Name: 041505D02A

CASNO	Target Nuclide	Result +/- 2 s TPU	MDC	Lab Qualifier
14683-10-4	Sb-124	0.048 +/- 0.094	0.160	U,G
14234-35-6	Sb-125	0.01 +/- 0.17	0.31	U,G
13967-63-0	Sc-46	0.074 +/- 0.080	0.124	U,G
15623-47-9	Th-227	0.33 +/- 0.54	0.86	U,G
15065-10-8	Th-234	1.0 +/- 1.2	2.0	U,G
14913-50-9	Tl-208	0.43 +/- 0.13	0.14	G
15117-96-1	U-235	0.05 +/- 0.30	0.53	U,G
13982-39-3	Zn-65	0.02 +/- 0.35	0.62	U,G

Comments:

Qualifiers/Flags:

U - Result is less than the sample specific MDC or less than the associated TPU

Y1 - Chemical Yield is in control at 100-110%. Quantitative Yield is assumed.

Y2 - Chemical Yield outside default limits.

LT - Result is less than Requested MDC, greater than sample specific MDC.

M3 - The requested MDC was not met, but the reported activity is greater than the reported MDC.

M - The requested MDC was not met.

SQ - Spectral quality prevents accurate quantitation.

SI - Nuclide identification and/or quantitation is tentative.

TI - Nuclide identification is tentative.

R - Nuclide has exceeded 8 halflives.

G - Sample density differs by more than 15% of LCS density.

Abbreviations:

TPU - Total Propagated Uncertainty (see PAI SOP 743)

MDC - Minimum Detectable Concentration (see PAI SOP 709)

BDL - Below Detection Limit

Data Package ID: *GSS0408106-1*

Gamma Spectroscopy Results

PAI 713 Rev 8

Sample Duplicate Results

Lab Name: Paragon Analytics
Work Order Number: 0408106
Client Name: New World Technologies
ClientProject ID: Ravenna GA00563

Field ID: RR-11
Lab ID: 0408106-11DUP

Library: FANP

Sample Matrix: SOIL
Prep SOP: PAI 739 Rev 8
Date Collected: 06-Aug-04
Date Prepared: 26-Aug-04
Date Analyzed: 30-Aug-04

Prep Batch: GS040826-3
QCBatchID: GS040826-3-1
Run ID: gs040826-3a
Count Time: 30 minutes
Report Basis: Dry Weight

Final Aliquot: 278 g
Prep Basis: Dry Weight
Moisture(%): NA
Result Units: pCi/g
File Name: 041480D08A

CASNO	Target Nuclide	Result +/- 2 s TPU	MDC	Lab Qualifier
14331-83-0	Ac-228	0.97 +/- 0.37	0.58	LT,G
14391-76-5	Ag-110m	-0.016 +/- 0.067	0.134	U,G
14682-66-7	Al-26	-0.027 +/- 0.072	0.170	U,G
14596-10-2	Am-241	0.07 +/- 0.14	0.24	U,G
13966-02-4	Be-7	0.06 +/- 0.66	1.24	U,G
14913-49-6	Bi-212	1.7 +/- 1.5	2.3	U,G
14733-03-0	Bi-214	0.95 +/- 0.28	0.28	G,J
13982-30-4	Ce-139	0 +/- 0.054	0.097	U,G
14762-78-8	Ce-144	0.14 +/- 0.34	0.59	U,G
14093-03-9	Co-56	0.11 +/- 0.19	0.32	U,G
13981-50-5	Co-57	-0.016 +/- 0.039	0.074	U,G
13981-38-9	Co-58	0.009 +/- 0.085	0.161	U,G
10198-40-0	Co-60	-0.038 +/- 0.080	0.175	U,G

Comments:

Qualifiers/Flags:

U - Result is less than the sample specific MDC or less than the associated TPU.
Y1 - Chemical Yield is in control at 100-110%. Quantitative yield is assumed.
Y2 - Chemical Yield outside default limits.
LT - Result is less than Requested MDC, greater than sample specific MDC.
M - The requested MDC was not met.
M3 - The requested MDC was not met, but thereported activity is greater than the reported MDC.
W - DER is greater than Warning Limit of 1.42
D - DER is greater than Control Limit of 2.13

SQ - Spectral quality prevents accurate quantitation.
SI - Nuclide identification and/or quantitation is tentative.
TI - Nuclide identification is tentative.
R - Nuclide has exceeded 8 halflives.
G - Sample density differs by more than 15% of LCS density.

Abbreviations:

TPU - Total Propagated Uncertainty (see PAI SOP 743)
MDC - Minimum Detectable Concentration (see PAI SOP 709)
BDL - Below Detection Limit

Data Package ID: *GSS0408106-1*

Gamma Spectroscopy Results

PAI 713 Rev 8

Sample Duplicate Results

Lab Name: Paragon Analytics
Work Order Number: 0408106
Client Name: New World Technologies
ClientProject ID: Ravenna GA00563

Field ID: RR-11
Lab ID: 0408106-11DUP

Library: FANP

Sample Matrix: SOIL
Prep SOP: PAI 739 Rev 8
Date Collected: 06-Aug-04
Date Prepared: 26-Aug-04
Date Analyzed: 30-Aug-04

Prep Batch: GS040826-3
QCBatchID: GS040826-3-1
Run ID: gs040826-3a
Count Time: 30 minutes
Report Basis: Dry Weight

Final Aliquot: 278 g
Prep Basis: Dry Weight
Moisture(%): NA
Result Units: pCi/g
File Name: 041480D08A

CASNO	Target Nuclide	Result +/- 2 s TPU	MDC	Lab Qualifier
14392-02-0	Cr-51	0.64 +/- 0.98	1.64	U,G
13967-70-9	Cs-134	-0.028 +/- 0.080	0.154	U,G
10045-97-3	Cs-137	-0.009 +/- 0.074	0.143	U,G
14683-23-9	Eu-152	0.28 +/- 0.41	0.68	U,G
15585-10-1	Eu-154	-0.10 +/- 0.36	0.76	U,G
14391-16-3	Eu-155	0.12 +/- 0.16	0.26	U,G
14596-12-4	Fe-59	0 +/- 0.24	0.46	U,G
10043-66-0	I-131	-0.02 +/- 0.40	0.76	U,G
13966-00-2	K-40	11.4 +/- 2.6	1.6	G
13966-31-9	Mn-54	0.045 +/- 0.086	0.147	U,G
13966-32-0	Na-22	-0.007 +/- 0.085	0.171	U,G
14681-63-1	Nb-94	0.025 +/- 0.095	0.168	U,G
13967-76-5	Nb-95	-0.12 +/- 0.11	0.23	U,G

Comments:

Qualifiers/Flags:

U - Result is less than the sample specific MDC or less than the associated TPU.
Y1 - Chemical Yield is in control at 100-110%. Quantitative yield is assumed.
Y2 - Chemical Yield outside default limits.
LT - Result is less than Requested MDC, greater than sample specific MDC.
M - The requested MDC was not met.
M3 - The requested MDC was not met, but thereported activity is greater than the reported MDC.
W - DER is greater than Warning Limit of 1.42
D - DER is greater than Control Limit of 2.13
SQ - Spectral quality prevents accurate quantitation.
SI - Nuclide identification and/or quantitation is tentative.
TI - Nuclide identification is tentative.
R - Nuclide has exceeded 8 halflives.
G - Sample density differs by more than 15% of LCS density.

Abbreviations:

TPU - Total Propagated Uncertainty (see PAI SOP 743)
MDC - Minimum Detectable Concentration (see PAI SOP 709)
BDL - Below Detection Limit

Data Package ID: *GSS0408106-1*

Gamma Spectroscopy Results

PAI 713 Rev 8

Sample Duplicate Results

Lab Name: Paragon Analytics
Work Order Number: 0408106
Client Name: New World Technologies
ClientProject ID: Ravenna GA00563

Field ID: RR-11
Lab ID: 0408106-11DUP

Library: FANP

Sample Matrix: SOIL
Prep SOP: PAI 739 Rev 8
Date Collected: 06-Aug-04
Date Prepared: 26-Aug-04
Date Analyzed: 30-Aug-04

Prep Batch: GS040826-3
QCBatchID: GS040826-3-1
Run ID: gs040826-3a
Count Time: 30 minutes
Report Basis: Dry Weight

Final Aliquot: 278 g
Prep Basis: Dry Weight
Moisture(%): NA
Result Units: pCi/g
File Name: 041480D08A

CASNO	Target Nuclide	Result +/- 2 s TPU	MDC	Lab Qualifier
15100-28-4	Pa-234m	1 +/- 11	21	U,G
15092-94-1	Pb-212	1.18 +/- 0.25	0.20	G
15067-28-4	Pb-214	0.69 +/- 0.20	0.29	G,J
13967-48-1	Ru-106	-0.58 +/- 0.77	1.57	U,G
14683-10-4	Sb-124	0.03 +/- 0.10	0.18	U,G
14234-35-6	Sb-125	0.24 +/- 0.21	0.31	U,G
13967-63-0	Sc-46	-0.028 +/- 0.082	0.170	U,G
15623-47-9	Th-227	0.07 +/- 0.58	1.00	U,G
15065-10-8	Th-234	1.96 +/- 0.88	1.64	G
14913-50-9	Tl-208	0.38 +/- 0.13	0.14	G
15117-96-1	U-235	0.13 +/- 0.33	0.56	U,G
13982-39-3	Zn-65	-0.29 +/- 0.22	0.48	U,G

Comments:

Qualifiers/Flags:

U - Result is less than the sample specific MDC or less than the associated TPU.
Y1 - Chemical Yield is in control at 100-110%. Quantitative yield is assumed.
Y2 - Chemical Yield outside default limits.
LT - Result is less than Requested MDC, greater than sample specific MDC.
M - The requested MDC was not met.
M3 - The requested MDC was not met, but thereported activity is greater than the reported MDC.
W - DER is greater than Warning Limit of 1.42
D - DER is greater than Control Limit of 2.13

SQ - Spectral quality prevents accurate quantitation.
SI - Nuclide identification and/or quantitation is tentative.
TI - Nuclide identification is tentative.
R - Nuclide has exceeded 8 halflives.
G - Sample density differs by more than 15% of LCS density.

Abbreviations:

TPU - Total Propagated Uncertainty (see PAI SOP 743)
MDC - Minimum Detectable Concentration (see PAI SOP 709)
BDL - Below Detection Limit

Data Package ID: *GSS0408106-1*

Gamma Spectroscopy Results

PAI 713 Rev 8

Sample Results

Lab Name: Paragon Analytics
Work Order Number: 0408106
Client Name: New World Technologies
ClientProject ID: Ravenna GA00563

Field ID: RR-12
Lab ID: 0408106-12

Library: FANP

Sample Matrix: SOIL
Prep SOP: PAI 739 Rev 8
Date Collected: 06-Aug-04
Date Prepared: 26-Aug-04
Date Analyzed: 30-Aug-04

Prep Batch: GS040826-3
QCBatchID: GS040826-3-1
Run ID: gs040826-3a
Count Time: 30 minutes
Report Basis: Dry Weight

Final Aliquot: 306 g
Prep Basis: Dry Weight
Moisture(%): NA
Result Units: pCi/g
File Name: 041690D04A

CASNO	Target Nuclide	Result +/- 2 s TPU	MDC	Lab Qualifier
14331-83-0	Ac-228	0.81 +/- 0.27	0.42	LT,G
14391-76-5	Ag-110m	-0.006 +/- 0.070	0.132	U,G
14682-66-7	Al-26	-0.024 +/- 0.061	0.142	U,G
14596-10-2	Am-241	0.21 +/- 0.36	0.61	U,G
13966-02-4	Be-7	-0.35 +/- 0.62	1.24	U,G
14913-49-6	Bi-212	0.3 +/- 1.0	1.8	U,G
14733-03-0	Bi-214	0.73 +/- 0.22	0.22	G,J
13982-30-4	Ce-139	0.008 +/- 0.048	0.084	U,G
14762-78-8	Ce-144	-0.05 +/- 0.32	0.59	U,G
14093-03-9	Co-56	0.04 +/- 0.20	0.35	U,G
13981-50-5	Co-57	0.056 +/- 0.050	0.080	U,G
13981-38-9	Co-58	0.037 +/- 0.081	0.142	U,G
10198-40-0	Co-60	0.011 +/- 0.088	0.164	U,G
14392-02-0	Cr-51	0.05 +/- 0.75	1.36	U,G
13967-70-9	Cs-134	0.056 +/- 0.058	0.090	U,G

Comments:

Qualifiers/Flags:

U - Result is less than the sample specific MDC or less than the associated TPU

Y1 - Chemical Yield is in control at 100-110%. Quantitative Yield is assumed.

Y2 - Chemical Yield outside default limits.

LT - Result is less than Requested MDC, greater than sample specific MDC.

M3 - The requested MDC was not met, but the reported activity is greater than the reported MDC.

M - The requested MDC was not met.

SQ - Spectral quality prevents accurate quantitation.

SI - Nuclide identification and/or quantitation is tentative.

TI - Nuclide identification is tentative.

R - Nuclide has exceeded 8 halflives.

G - Sample density differs by more than 15% of LCS density.

Abbreviations:

TPU - Total Propagated Uncertainty (see PAI SOP 743)

MDC - Minimum Detectable Concentration (see PAI SOP 709)

BDL - Below Detection Limit

Data Package ID: *GSS0408106-1*

Gamma Spectroscopy Results

PAI 713 Rev 8

Sample Results

Lab Name: Paragon Analytics
Work Order Number: 0408106
Client Name: New World Technologies
ClientProject ID: Ravenna GA00563

Field ID: RR-12
Lab ID: 0408106-12

Library: FANP

Sample Matrix: SOIL
Prep SOP: PAI 739 Rev 8
Date Collected: 06-Aug-04
Date Prepared: 26-Aug-04
Date Analyzed: 30-Aug-04

Prep Batch: GS040826-3
QCBatchID: GS040826-3-1
Run ID: gs040826-3a
Count Time: 30 minutes
Report Basis: Dry Weight

Final Aliquot: 306 g
Prep Basis: Dry Weight
Moisture(%): NA
Result Units: pCi/g
File Name: 041690D04A

CASNO	Target Nuclide	Result +/- 2 s TPU	MDC	Lab Qualifier
10045-97-3	Cs-137	0.005 +/- 0.074	0.137	U,G
14683-23-9	Eu-152	0.01 +/- 0.30	0.60	U,G
15585-10-1	Eu-154	-0.13 +/- 0.41	0.82	U,G
14391-16-3	Eu-155	-0.16 +/- 0.18	0.34	U,G
14596-12-4	Fe-59	-0.15 +/- 0.19	0.41	U,G
10043-66-0	I-131	0.20 +/- 0.46	0.80	U,G
13966-00-2	K-40	10.5 +/- 2.4	1.5	G
13966-31-9	Mn-54	-0.031 +/- 0.075	0.149	U,G
13966-32-0	Na-22	0.020 +/- 0.071	0.131	U,G
14681-63-1	Nb-94	0.005 +/- 0.061	0.113	U,G
13967-76-5	Nb-95	-0.093 +/- 0.083	0.178	U,G
15100-28-4	Pa-234m	2 +/- 13	24	U,G
15092-94-1	Pb-212	1.21 +/- 0.24	0.21	G
15067-28-4	Pb-214	1.16 +/- 0.24	0.24	G,J
13967-48-1	Ru-106	-0.02 +/- 0.67	1.24	U,G

Comments:

Qualifiers/Flags:

U - Result is less than the sample specific MDC or less than the associated TPU

Y1 - Chemical Yield is in control at 100-110%. Quantitative Yield is assumed.

Y2 - Chemical Yield outside default limits.

LT - Result is less than Requested MDC, greater than sample specific MDC.

M3 - The requested MDC was not met, but the reported activity is greater than the reported MDC.

M - The requested MDC was not met.

SQ - Spectral quality prevents accurate quantitation.

SI - Nuclide identification and/or quantitation is tentative.

TI - Nuclide identification is tentative.

R - Nuclide has exceeded 8 halflives.

G - Sample density differs by more than 15% of LCS density.

Abbreviations:

TPU - Total Propagated Uncertainty (see PAI SOP 743)

MDC - Minimum Detectable Concentration (see PAI SOP 709)

BDL - Below Detection Limit

Data Package ID: *GSS0408106-1*

Gamma Spectroscopy Results

PAI 713 Rev 8

Sample Results

Lab Name: Paragon Analytics
Work Order Number: 0408106
Client Name: New World Technologies
ClientProject ID: Ravenna GA00563

Field ID: RR-12
Lab ID: 0408106-12

Library: FANP

Sample Matrix: SOIL
Prep SOP: PAI 739 Rev 8
Date Collected: 06-Aug-04
Date Prepared: 26-Aug-04
Date Analyzed: 30-Aug-04

Prep Batch: GS040826-3
QCBatchID: GS040826-3-1
Run ID: gs040826-3a
Count Time: 30 minutes
Report Basis: Dry Weight

Final Aliquot: 306 g
Prep Basis: Dry Weight
Moisture(%): NA
Result Units: pCi/g
File Name: 041690D04A

CASNO	Target Nuclide	Result +/- 2 s TPU	MDC	Lab Qualifier
14683-10-4	Sb-124	0.072 +/- 0.074	0.115	U,G
14234-35-6	Sb-125	-0.05 +/- 0.14	0.28	U,G
13967-63-0	Sc-46	-0.035 +/- 0.089	0.175	U,G
15623-47-9	Th-227	0.39 +/- 0.35	0.56	U,G
15065-10-8	Th-234	2.5 +/- 1.3	1.9	G,TI
14913-50-9	Tl-208	0.25 +/- 0.10	0.12	G
15117-96-1	U-235	-0.03 +/- 0.30	0.54	U,G
13982-39-3	Zn-65	-0.17 +/- 0.18	0.38	U,G

Comments:

Qualifiers/Flags:

U - Result is less than the sample specific MDC or less than the associated TPU

Y1 - Chemical Yield is in control at 100-110%. Quantitative Yield is assumed.

Y2 - Chemical Yield outside default limits.

LT - Result is less than Requested MDC, greater than sample specific MDC.

M3 - The requested MDC was not met, but the reported activity is greater than the reported MDC.

M - The requested MDC was not met.

SQ - Spectral quality prevents accurate quantitation.

SI - Nuclide identification and/or quantitation is tentative.

TI - Nuclide identification is tentative.

R - Nuclide has exceeded 8 halflives.

G - Sample density differs by more than 15% of LCS density.

Abbreviations:

TPU - Total Propagated Uncertainty (see PAI SOP 743)

MDC - Minimum Detectable Concentration (see PAI SOP 709)

BDL - Below Detection Limit

Data Package ID: *GSS0408106-1*

Gamma Spectroscopy Results

PAI 713 Rev 8

Sample Results

Lab Name: Paragon Analytics
Work Order Number: 0408106
Client Name: New World Technologies
ClientProject ID: Ravenna GA00563

Field ID: RR-13
Lab ID: 0408106-13

Library: FANP

Sample Matrix: SOIL
Prep SOP: PAI 739 Rev 8
Date Collected: 06-Aug-04
Date Prepared: 26-Aug-04
Date Analyzed: 30-Aug-04

Prep Batch: GS040826-3
QCBatchID: GS040826-3-1
Run ID: gs040826-3a
Count Time: 30 minutes
Report Basis: Dry Weight

Final Aliquot: 298 g
Prep Basis: Dry Weight
Moisture(%): NA
Result Units: pCi/g
File Name: 040324D05A

CASNO	Target Nuclide	Result +/- 2 s TPU	MDC	Lab Qualifier
14331-83-0	Ac-228	1.03 +/- 0.35	0.58	G
14391-76-5	Ag-110m	0.073 +/- 0.085	0.137	U,G
14682-66-7	Al-26	0 +/- 0.062	0.132	U,G
14596-10-2	Am-241	0.49 +/- 0.66	1.09	U,G
13966-02-4	Be-7	0.31 +/- 0.86	1.50	U,G
14913-49-6	Bi-212	1.60 +/- 0.98	1.24	G
14733-03-0	Bi-214	1.03 +/- 0.28	0.30	G,J
13982-30-4	Ce-139	0.030 +/- 0.065	0.110	U,G
14762-78-8	Ce-144	0 +/- 0.40	0.72	U,G
14093-03-9	Co-56	-0.13 +/- 0.24	0.46	U,G
13981-50-5	Co-57	-0.005 +/- 0.057	0.101	U,G
13981-38-9	Co-58	-0.054 +/- 0.094	0.190	U,G
10198-40-0	Co-60	-0.025 +/- 0.075	0.157	U,G
14392-02-0	Cr-51	0.73 +/- 0.91	1.48	U,G
13967-70-9	Cs-134	0 +/- 0.083	0.151	U,G

Comments:

Qualifiers/Flags:

U - Result is less than the sample specific MDC or less than the associated TPU

Y1 - Chemical Yield is in control at 100-110%. Quantitative Yield is assumed.

Y2 - Chemical Yield outside default limits.

LT - Result is less than Requested MDC, greater than sample specific MDC.

M3 - The requested MDC was not met, but the reported activity is greater than the reported MDC.

M - The raquested MDC was not met.

SQ - Spectral quality prevents accurate quantitation.

SI - Nuclide identification and/or quantitation is tentative.

TI - Nuclide identification is tentative.

R - Nuclide has exceeded 8 halflives.

G - Sample density differs by more than 15% of LCS density.

Abbreviations:

TPU - Total Propagated Uncertainty (see PAI SOP 743)

MDC - Minimum Detectable Concentration (see PAI SOP 709)

BDL - Below Detection Limit

Data Package ID: *GSS0408106-1*

Gamma Spectroscopy Results

PAI 713 Rev 8

Sample Results

Lab Name: Paragon Analytics
Work Order Number: 0408106
Client Name: New World Technologies
ClientProject ID: Ravenna GA00563

Field ID: RR-13
Lab ID: 0408106-13

Library: FANP

Sample Matrix: SOIL
Prep SOP: PAI 739 Rev 8
Date Collected: 06-Aug-04
Date Prepared: 26-Aug-04
Date Analyzed: 30-Aug-04

Prep Batch: GS040826-3
QCBatchID: GS040826-3-1
Run ID: gs040826-3a
Count Time: 30 minutes
Report Basis: Dry Weight

Final Aliquot: 298 g
Prep Basis: Dry Weight
Moisture(%): NA
Result Units: pCi/g
File Name: 040324D05A

CASNO	Target Nuclide	Result +/- 2 s TPU	MDC	Lab Qualifier
10045-97-3	Cs-137	-0.025 +/- 0.092	0.173	U,G
14683-23-9	Eu-152	0.22 +/- 0.47	0.82	U,G
15585-10-1	Eu-154	-0.37 +/- 0.46	0.96	U,G
14391-16-3	Eu-155	0.06 +/- 0.26	0.45	U,G
14596-12-4	Fe-59	-0.02 +/- 0.23	0.44	U,G
10043-66-0	I-131	-0.17 +/- 0.54	1.01	U,G
13966-00-2	K-40	10.5 +/- 2.4	1.7	G
13966-31-9	Mn-54	0.073 +/- 0.082	0.130	U,G
13966-32-0	Na-22	-0.053 +/- 0.087	0.184	U,G
14681-63-1	Nb-94	-0.029 +/- 0.091	0.172	U,G
13967-76-5	Nb-95	-0.11 +/- 0.12	0.24	U,G
15100-28-4	Pa-234m	5 +/- 14	24	U,G
15092-94-1	Pb-212	1.33 +/- 0.27	0.21	G
15067-28-4	Pb-214	1.16 +/- 0.25	0.25	G,J
13967-48-1	Ru-106	-0.49 +/- 0.79	1.55	U,G

Comments:

Qualifiers/Flags:

U - Result is less than the sample specific MDC or less than the associated TPU

Y1 - Chemical Yield is in control at 100-110%. Quantitative Yield is assumed.

Y2 - Chemical Yield outside default limits.

LT - Result is less than Requested MDC, greater than sample specific MDC.

M3 - The requested MDC was not met, but the reported activity is greater than the reported MDC.

M - The requested MDC was not met.

SQ - Spectral quality prevents accurate quantitation.

SI - Nuclide identification and/or quantitation is tentative.

TI - Nuclide identification is tentative.

R - Nuclide has exceeded 8 halflives.

G - Sample density differs by more than 15% of LCS density.

Abbreviations:

TPU - Total Propagated Uncertainty (see PAI SOP 743)

MDC - Minimum Detectable Concentration (see PAI SOP 709)

BDL - Below Detection Limit

Data Package ID: *GSS0408106-1*

Gamma Spectroscopy Results

PAI 713 Rev 8

Sample Results

Lab Name: Paragon Analytics
Work Order Number: 0408106
Client Name: New World Technologies
ClientProject ID: Ravenna GA00563

Field ID: RR-13
Lab ID: 0408106-13

Library: FANP

Sample Matrix: SOIL
Prep SOP: PAI 739 Rev 8
Date Collected: 06-Aug-04
Date Prepared: 26-Aug-04
Date Analyzed: 30-Aug-04

Prep Batch: GS040826-3
QCBatchID: GS040826-3-1
Run ID: gs040826-3a
Count Time: 30 minutes
Report Basis: Dry Weight

Final Aliquot: 298 g
Prep Basis: Dry Weight
Moisture(%): NA
Result Units: pCi/g
File Name: 040324D05A

CASNO	Target Nuclide	Result +/- 2 s TPU	MDC	Lab Qualifier
14683-10-4	Sb-124	-0.03 +/- 0.10	0.19	U,G
14234-35-6	Sb-125	-0.17 +/- 0.20	0.40	U,G
13967-63-0	Sc-46	0 +/- 0.083	0.159	U,G
15623-47-9	Th-227	0.20 +/- 0.67	1.12	U,G
15065-10-8	Th-234	1.4 +/- 1.5	2.4	U,G
14913-50-9	Tl-208	0.40 +/- 0.14	0.16	G
15117-96-1	U-235	-0.31 +/- 0.41	0.77	U,G
13982-39-3	Zn-65	0.01 +/- 0.35	0.62	U,G

Comments:

Qualifiers/Flags:

U - Result is less than the sample specific MDC or less than the associated TPU

Y1 - Chemical Yield is in control at 100-110%. Quantitative Yield is assumed.

Y2 - Chemical Yield outside default limits.

LT - Result is less than Requested MDC, greater than sample specific MDC.

M3 - The requested MDC was not met, but the reported activity is greater than the reported MDC.

M - The requested MDC was not met.

SQ - Spectral quality prevents accurate quantitation.

SI - Nuclide identification and/or quantitation is tentative.

TI - Nuclide identification is tentative.

R - Nuclide has exceeded 8 halflives.

G - Sample density differs by more than 15% of LCS density.

Abbreviations:

TPU - Total Propagated Uncertainty (see PAI SOP 743)

MDC - Minimum Detectable Concentration (see PAI SOP 709)

BDL - Below Detection Limit

Data Package ID: *GSS0408106-1*

Gamma Spectroscopy Results

PAI 713 Rev 8

Sample Results

Lab Name: Paragon Analytics
Work Order Number: 0408106
Client Name: New World Technologies
ClientProject ID: Ravenna GA00563

Field ID: RR-14
Lab ID: 0408106-14

Library: FANP

Sample Matrix: SOIL
Prep SOP: PAI 739 Rev 8
Date Collected: 06-Aug-04
Date Prepared: 26-Aug-04
Date Analyzed: 30-Aug-04

Prep Batch: GS040826-3
QCBatchID: GS040826-3-1
Run ID: gs040826-3a
Count Time: 30 minutes
Report Basis: Dry Weight

Final Aliquot: 254 g
Prep Basis: Dry Weight
Moisture(%): NA
Result Units: pCi/g
File Name: 041507D07A

CASNO	Target Nuclide	Result +/- 2 s TPU	MDC	Lab Qualifier
14331-83-0	Ac-228	1.32 +/- 0.45	0.59	G
14391-76-5	Ag-110m	-0.04 +/- 0.10	0.21	U,G
14682-66-7	Al-26	-0.05 +/- 0.10	0.25	U,G
14596-10-2	Am-241	0.09 +/- 0.16	0.27	U,G
13966-02-4	Be-7	-0.77 +/- 0.90	1.88	U,G
14913-49-6	Bi-212	1.1 +/- 1.7	2.8	U,G
14733-03-0	Bi-214	0.85 +/- 0.30	0.37	G,J
13982-30-4	Ce-139	-0.044 +/- 0.070	0.132	U,G
14762-78-8	Ce-144	-0.07 +/- 0.47	0.85	U,G
14093-03-9	Co-56	0.03 +/- 0.22	0.42	U,G
13981-50-5	Co-57	0 +/- 0.053	0.095	U,G
13981-38-9	Co-58	-0.05 +/- 0.12	0.24	U,G
10198-40-0	Co-60	0.074 +/- 0.089	0.137	U,G
14392-02-0	Cr-51	0.3 +/- 1.2	2.2	U,G
13967-70-9	Cs-134	-0.046 +/- 0.099	0.194	U,G

Comments:

Qualifiers/Flags:

U - Result is less than the sample specific MDC or less than the associated TPU
Y1 - Chemical Yield is in control at 100-110%. Quantitative Yield is assumed.
Y2 - Chemical Yield outside default limits.
LT - Result is less than Requested MDC, greater than sample specific MDC.
M3 - The requested MDC was not met, but the reported activity is greater than the reported MDC.
M - The requested MDC was not met.

Abbreviations:

TPU - Total Propagated Uncertainty (see PAI SOP 743)
MDC - Minimum Detectable Concentration (see PAI SOP 709)
BDL - Below Detection Limit

SQ - Spectral quality prevents accurate quantitation.
SI - Nuclide identification and/or quantitation is tentative.
TI - Nuclide identification is tentative.
R - Nuclide has exceeded 8 halflives.
G - Sample density differs by more than 15% of LCS density.

Data Package ID: *GSS0408106-1*

Gamma Spectroscopy Results

PAI 713 Rev 8

Sample Results

Lab Name: Paragon Analytics
Work Order Number: 0408106
Client Name: New World Technologies
ClientProject ID: Ravenna GA00563

Field ID: RR-14
Lab ID: 0408106-14

Library: FANP

Sample Matrix: SOIL
Prep SOP: PAI 739 Rev 8
Date Collected: 06-Aug-04
Date Prepared: 26-Aug-04
Date Analyzed: 30-Aug-04

Prep Batch: GS040826-3
QCBatchID: GS040826-3-1
Run ID: gs040826-3a
Count Time: 30 minutes
Report Basis: Dry Weight

Final Aliquot: 254 g
Prep Basis: Dry Weight
Moisture(%): NA
Result Units: pCi/g
File Name: 041507D07A

CASNO	Target Nuclide	Result +/- 2 s TPU	MDC	Lab Qualifier
10045-97-3	Cs-137	0.054 +/- 0.097	0.166	U,G
14683-23-9	Eu-152	0.37 +/- 0.49	0.79	U,G
15585-10-1	Eu-154	0 +/- 0.40	0.83	U,G
14391-16-3	Eu-155	-0.01 +/- 0.20	0.37	U,G
14596-12-4	Fe-59	-0.07 +/- 0.30	0.61	U,G
10043-66-0	I-131	0.06 +/- 0.69	1.24	U,G
13966-00-2	K-40	10.2 +/- 2.9	2.1	G
13966-31-9	Mn-54	-0.01 +/- 0.11	0.22	U,G
13966-32-0	Na-22	0.07 +/- 0.11	0.19	U,G
14681-63-1	Nb-94	0 +/- 0.10	0.19	U,G
13967-76-5	Nb-95	-0.09 +/- 0.16	0.31	U,G
15100-28-4	Pa-234m	2 +/- 15	29	U,G
15092-94-1	Pb-212	1.05 +/- 0.28	0.31	G
15067-28-4	Pb-214	1.17 +/- 0.28	0.34	G,J
13967-48-1	Ru-106	0.32 +/- 0.90	1.60	U,G

Comments:

Qualifiers/Flags:

U - Result is less than the sample specific MDC or less than the associated TPU

Y1 - Chemical Yield is in control at 100-110%. Quantitative Yield is assumed.

Y2 - Chemical Yield outside default limits.

LT - Result is less than Requested MDC, greater than sample specific MDC.

M3 - The requested MDC was not met, but the reported activity is greater than the reported MDC.

M - The requested MDC was not met.

SQ - Spectral quality prevents accurate quantitation.

SI - Nuclide identification and/or quantitation is tentative.

TI - Nuclide identification is tentative.

R - Nuclide has exceeded 8 halflives.

G - Sample density differs by more than 15% of LCS density.

Abbreviations:

TPU - Total Propagated Uncertainty (see PAI SOP 743)

MDC - Minimum Detectable Concentration (see PAI SOP 709)

BDL - Below Detection Limit

Data Package ID: *GSS0408106-1*

Gamma Spectroscopy Results

PAI 713 Rev 8

Sample Results

Lab Name: Paragon Analytics
Work Order Number: 0408106
Client Name: New World Technologies
ClientProject ID: Ravenna GA00563

Field ID: RR-14
Lab ID: 0408106-14

Library: FANP

Sample Matrix: SOIL
Prep SOP: PAI 739 Rev 8
Date Collected: 06-Aug-04
Date Prepared: 26-Aug-04
Date Analyzed: 30-Aug-04

Prep Batch: GS040826-3
QCBatchID: GS040826-3-1
Run ID: gs040826-3a
Count Time: 30 minutes
Report Basis: Dry Weight

Final Aliquot: 254 g
Prep Basis: Dry Weight
Moisture(%): NA
Result Units: pCi/g
File Name: 041507D07A

CASNO	Target Nuclide	Result +/- 2 s TPU	MDC	Lab Qualifier
14683-10-4	Sb-124	-0.06 +/- 0.13	0.25	U,G
14234-35-6	Sb-125	-0.03 +/- 0.21	0.40	U,G
13967-63-0	Sc-46	0.04 +/- 0.11	0.20	U,G
15623-47-9	Th-227	0.41 +/- 0.68	1.07	U,G
15065-10-8	Th-234	1.54 +/- 0.93	1.87	U,G
14913-50-9	Tl-208	0.51 +/- 0.16	0.16	G
15117-96-1	U-235	-0.14 +/- 0.44	0.81	U,G
13982-39-3	Zn-65	-0.16 +/- 0.22	0.49	U,G

Comments:

Qualifiers/Flags:

U - Result is less than the sample specific MDC or less than the associated TPU

Y1 - Chemical Yield is in control at 100-110%. Quantitative Yield is assumed.

Y2 - Chemical Yield outside default limits.

LT - Result is less than Requested MDC, greater than sample specific MDC.

M3 - The requested MDC was not met, but the reported activity is greater than the reported MDC.

M - The requested MDC was not met.

SQ - Spectral quality prevents accurate quantitation.

SI - Nuclide identification and/or quantitation is tentative.

TI - Nuclide identification is tentative.

R - Nuclide has exceeded 8 halflives.

G - Sample density differs by more than 15% of LCS density.

Abbreviations:

TPU - Total Propagated Uncertainty (see PAI SOP 743)

MDC - Minimum Detectable Concentration (see PAI SOP 709)

BDL - Below Detection Limit

Data Package ID: *GSS0408106-1*

Gamma Spectroscopy Results

PAI 713 Rev 8

Sample Results

Lab Name: Paragon Analytics
Work Order Number: 0408106
Client Name: New World Technologies
ClientProject ID: Ravenna GA00563

Field ID: RR-15
Lab ID: 0408106-15

Library: FANP

Sample Matrix: SOIL
Prep SOP: PAI 739 Rev 8
Date Collected: 06-Aug-04
Date Prepared: 26-Aug-04
Date Analyzed: 30-Aug-04

Prep Batch: GS040826-3
QCBatchID: GS040826-3-1
Run ID: gs040826-3a
Count Time: 30 minutes
Report Basis: Dry Weight

Final Aliquot: 278 g
Prep Basis: Dry Weight
Moisture(%): NA
Result Units: pCi/g
File Name: 041506D02A

CASNO	Target Nuclide	Result +/- 2 s TPU	MDC	Lab Qualifier
14331-83-0	Ac-228	1.28 +/- 0.36	0.52	G
14391-76-5	Ag-110m	0 +/- 0.063	0.120	U,G
14682-66-7	Al-26	-0.004 +/- 0.050	0.116	U,G
14596-10-2	Am-241	0.07 +/- 0.57	1.02	U,G
13966-02-4	Be-7	-0.04 +/- 0.60	1.15	U,G
14913-49-6	Bi-212	1.2 +/- 1.2	1.8	U,G
14733-03-0	Bi-214	0.93 +/- 0.28	0.29	G,J
13982-30-4	Ce-139	-0.002 +/- 0.053	0.095	U,G
14762-78-8	Ce-144	0 +/- 0.32	0.57	U,G
14093-03-9	Co-56	0.11 +/- 0.15	0.25	U,G
13981-50-5	Co-57	-0.035 +/- 0.045	0.086	U,G
13981-38-9	Co-58	-0.053 +/- 0.080	0.170	U,G
10198-40-0	Co-60	0 +/- 0.074	0.147	U,G
14392-02-0	Cr-51	0.12 +/- 0.86	1.54	U,G
13967-70-9	Cs-134	-0.016 +/- 0.056	0.111	U,G

Comments:

Qualifiers/Flags:

U - Result is less than the sample specific MDC or less than the associated TPU

Y1 - Chemical Yield is in control at 100-110%. Quantitative Yield is assumed.

Y2 - Chemical Yield outside default limits.

LT - Result is less than Requested MDC, greater than sample specific MDC.

M3 - The requested MDC was not met, but the reported activity is greater than the reported MDC.

M - The requested MDC was not met.

SQ - Spectral quality prevents accurate quantitation.

SI - Nuclide identification and/or quantitation is tentative.

TI - Nuclide identification is tentative.

R - Nuclide has exceeded 8 halflives.

G - Sample density differs by more than 15% of LCS density.

Abbreviations:

TPU - Total Propagated Uncertainty (see PAI SOP 743)

MDC - Minimum Detectable Concentration (see PAI SOP 709)

BDL - Below Detection Limit

Data Package ID: *GSS0408106-1*

Gamma Spectroscopy Results

PAI 713 Rev 8

Sample Results

Lab Name: Paragon Analytics
Work Order Number: 0408106
Client Name: New World Technologies
ClientProject ID: Ravenna GA00563

Field ID: RR-15
Lab ID: 0408106-15

Library: FANP

Sample Matrix: SOIL
Prep SOP: PAI 739 Rev 8
Date Collected: 06-Aug-04
Date Prepared: 26-Aug-04
Date Analyzed: 30-Aug-04

Prep Batch: GS040826-3
QCBatchID: GS040826-3-1
Run ID: gs040826-3a
Count Time: 30 minutes
Report Basis: Dry Weight

Final Aliquot: 278 g
Prep Basis: Dry Weight
Moisture(%): NA
Result Units: pCi/g
File Name: 041506D02A

CASNO	Target Nuclide	Result +/- 2 s TPU	MDC	Lab Qualifier
10045-97-3	Cs-137	0.032 +/- 0.072	0.125	U,G
14683-23-9	Eu-152	0.09 +/- 0.37	0.69	U,G
15585-10-1	Eu-154	-0.29 +/- 0.32	0.75	U,G
14391-16-3	Eu-155	0.11 +/- 0.20	0.34	U,G
14596-12-4	Fe-59	0 +/- 0.18	0.34	U,G
10043-66-0	I-131	-0.11 +/- 0.53	0.99	U,G
13966-00-2	K-40	9.8 +/- 2.3	1.4	G
13966-31-9	Mn-54	-0.016 +/- 0.071	0.140	U,G
13966-32-0	Na-22	0.045 +/- 0.079	0.136	U,G
14681-63-1	Nb-94	-0.020 +/- 0.076	0.145	U,G
13967-76-5	Nb-95	-0.05 +/- 0.12	0.22	U,G
15100-28-4	Pa-234m	4 +/- 10	19	U,G
15092-94-1	Pb-212	1.17 +/- 0.26	0.24	G
15067-28-4	Pb-214	1.22 +/- 0.25	0.22	G,J
13967-48-1	Ru-106	-0.28 +/- 0.60	1.22	U,G

Comments:

Qualifiers/Flags:

U - Result is less than the sample specific MDC or less than the associated TPU

Y1 - Chemical Yield is in control at 100-110%. Quantitative Yield is assumed.

Y2 - Chemical Yield outside default limits.

LT - Result is less than Requested MDC, greater than sample specific MDC.

M3 - The requested MDC was not met, but the reported activity is greater than the reported MDC.

M - The requested MDC was not met.

SQ - Spectral quality prevents accurate quantitation.

SI - Nuclide identification and/or quantitation is tentative.

TI - Nuclide identification is tentative.

R - Nuclide has exceeded 8 halflives.

G - Sample density differs by more than 15% of LCS density.

Abbreviations:

TPU - Total Propagated Uncertainty (see PAI SOP 743)

MDC - Minimum Detectable Concentration (see PAI SOP 709)

BDL - Below Detection Limit

Data Package ID: *GSS0408106-1*

Gamma Spectroscopy Results

PAI 713 Rev 8

Sample Results

Lab Name: Paragon Analytics
Work Order Number: 0408106
Client Name: New World Technologies
ClientProject ID: Ravenna GA00563

Field ID: RR-15
Lab ID: 0408106-15

Library: FANP

Sample Matrix: SOIL
Prep SOP: PAI 739 Rev 8
Date Collected: 06-Aug-04
Date Prepared: 26-Aug-04
Date Analyzed: 30-Aug-04

Prep Batch: GS040826-3
QCBatchID: GS040826-3-1
Run ID: gs040826-3a
Count Time: 30 minutes
Report Basis: Dry Weight

Final Aliquot: 278 g
Prep Basis: Dry Weight
Moisture(%): NA
Result Units: pCi/g
File Name: 041506D02A

CASNO	Target Nuclide	Result +/- 2 s TPU	MDC	Lab Qualifier
14683-10-4	Sb-124	-0.102 +/- 0.072	0.164	U,G
14234-35-6	Sb-125	-0.04 +/- 0.18	0.34	U,G
13967-63-0	Sc-46	-0.066 +/- 0.075	0.167	U,G
15623-47-9	Th-227	-0.04 +/- 0.38	0.69	U,G
15065-10-8	Th-234	1.8 +/- 1.4	2.2	U,G
14913-50-9	Tl-208	0.35 +/- 0.12	0.13	G
15117-96-1	U-235	-0.01 +/- 0.35	0.62	U,G
13982-39-3	Zn-65	-0.22 +/- 0.20	0.43	U,G

Comments:

Qualifiers/Flags:

U - Result is less than the sample specific MDC or less than the associated TPU

Y1 - Chemical Yield is in control at 100-110%. Quantitative Yield is assumed.

Y2 - Chemical Yield outside default limits.

LT - Result is less than Requested MDC, greater than sample specific MDC.

M3 - The requested MDC was not met, but the reported activity is greater than the reported MDC.

M - The requested MDC was not met.

SQ - Spectral quality prevents accurate quantitation.

SI - Nuclide identification and/or quantitation is tentative.

TI - Nuclide identification is tentative.

R - Nuclide has exceeded 8 halflives.

G - Sample density differs by more than 15% of LCS density.

Abbreviations:

TPU - Total Propagated Uncertainty (see PAI SOP 743)

MDC - Minimum Detectable Concentration (see PAI SOP 709)

BDL - Below Detection Limit

Data Package ID: *GSS0408106-1*

Gamma Spectroscopy Results

PAI 713 Rev 8

Sample Results

Lab Name: Paragon Analytics
Work Order Number: 0408106
Client Name: New World Technologies
ClientProject ID: Ravenna GA00563

Field ID: RR-16
Lab ID: 0408106-16

Library: FANP

Sample Matrix: SOIL
Prep SOP: PAI 739 Rev 8
Date Collected: 06-Aug-04
Date Prepared: 26-Aug-04
Date Analyzed: 30-Aug-04

Prep Batch: GS040826-3
QCBatchID: GS040826-3-1
Run ID: gs040826-3a
Count Time: 30 minutes
Report Basis: Dry Weight

Final Aliquot: 337 g
Prep Basis: Dry Weight
Moisture(%): NA
Result Units: pCi/g
File Name: 041691D04A

CASNO	Target Nuclide	Result +/- 2 s TPU	MDC	Lab Qualifier
14331-83-0	Ac-228	1.57 +/- 0.39	0.60	G
14391-76-5	Ag-110m	0.001 +/- 0.075	0.137	U,G
14682-66-7	Al-26	-0.006 +/- 0.070	0.144	U,G
14596-10-2	Am-241	-0.06 +/- 0.40	0.71	U,G
13966-02-4	Be-7	-0.09 +/- 0.70	1.29	U,G
14913-49-6	Bi-212	2.0 +/- 1.2	1.6	G,TI
14733-03-0	Bi-214	1.29 +/- 0.28	0.24	G,J
13982-30-4	Ce-139	-0.021 +/- 0.048	0.089	U,G
14762-78-8	Ce-144	0.24 +/- 0.35	0.58	U,G
14093-03-9	Co-56	0.18 +/- 0.18	0.29	U,G
13981-50-5	Co-57	-0.016 +/- 0.043	0.079	U,G
13981-38-9	Co-58	-0.013 +/- 0.080	0.152	U,G
10198-40-0	Co-60	0.021 +/- 0.074	0.135	U,G
14392-02-0	Cr-51	-0.28 +/- 0.81	1.52	U,G
13967-70-9	Cs-134	0.016 +/- 0.071	0.125	U,G

Comments:

Qualifiers/Flags:

U - Result is less than the sample specific MDC or less than the associated TPU

Y1 - Chemical Yield is in control at 100-110%. Quantitative Yield is assumed.

Y2 - Chemical Yield outside default limits.

LT - Result is less than Requested MDC, greater than sample specific MDC.

M3 - The requested MDC was not met, but the reported activity is greater than the reported MDC.

M - The requested MDC was not met.

SQ - Spectral quality prevents accurate quantitation.

SI - Nuclide identification and/or quantitation is tentative.

TI - Nuclide identification is tentative.

R - Nuclide has exceeded 8 halflives.

G - Sample density differs by more than 15% of LCS density.

Abbreviations:

TPU - Total Propagated Uncertainty (see PAI SOP 743)

MDC - Minimum Detectable Concentration (see PAI SOP 709)

BDL - Below Detection Limit

Data Package ID: *GSS0408106-1*

Gamma Spectroscopy Results

PAI 713 Rev 8

Sample Results

Lab Name: Paragon Analytics
Work Order Number: 0408106
Client Name: New World Technologies
ClientProject ID: Ravenna GA00563

Field ID: RR-16
Lab ID: 0408106-16

Library: FANP

Sample Matrix: SOIL
Prep SOP: PAI 739 Rev 8
Date Collected: 06-Aug-04
Date Prepared: 26-Aug-04
Date Analyzed: 30-Aug-04

Prep Batch: GS040826-3
QCBatchID: GS040826-3-1
Run ID: gs040826-3a
Count Time: 30 minutes
Report Basis: Dry Weight

Final Aliquot: 337 g
Prep Basis: Dry Weight
Moisture(%): NA
Result Units: pCi/g
File Name: 041691D04A

CASNO	Target Nuclide	Result +/- 2 s TPU	MDC	Lab Qualifier
10045-97-3	Cs-137	0.177 +/- 0.093	0.124	G
14683-23-9	Eu-152	0.18 +/- 0.36	0.63	U,G
15585-10-1	Eu-154	0.04 +/- 0.34	0.63	U,G
14391-16-3	Eu-155	0.08 +/- 0.19	0.33	U,G
14596-12-4	Fe-59	-0.03 +/- 0.21	0.40	U,G
10043-66-0	I-131	-0.16 +/- 0.50	0.92	U,G
13966-00-2	K-40	9.3 +/- 2.2	1.7	G
13966-31-9	Mn-54	0.073 +/- 0.082	0.132	U,G
13966-32-0	Na-22	-0.040 +/- 0.084	0.169	U,G
14681-63-1	Nb-94	0.037 +/- 0.070	0.120	U,G
13967-76-5	Nb-95	0.06 +/- 0.12	0.19	U,G
15100-28-4	Pa-234m	1 +/- 11	20	U,G
15092-94-1	Pb-212	1.86 +/- 0.30	0.17	G
15067-28-4	Pb-214	1.30 +/- 0.25	0.26	G,J
13967-48-1	Ru-106	-0.27 +/- 0.65	1.25	U,G

Comments:

Qualifiers/Flags:

U - Result is less than the sample specific MDC or less than the associated TPU

Y1 - Chemical Yield is in control at 100-110%. Quantitative Yield is assumed.

Y2 - Chemical Yield outside default limits.

LT - Result is less than Requested MDC, greater than sample specific MDC.

M3 - The requested MDC was not met, but the reported activity is greater than the reported MDC.

M - The requested MDC was not met.

SQ - Spectral quality prevents accurate quantitation.

SI - Nuclide identification and/or quantitation is tentative.

TI - Nuclide identification is tentative.

R - Nuclide has exceeded 8 halflives.

G - Sample density differs by more than 15% of LCS density.

Abbreviations:

TPU - Total Propagated Uncertainty (see PAI SOP 743)

MDC - Minimum Detectable Concentration (see PAI SOP 709)

BDL - Below Detection Limit

Data Package ID: *GSS0408106-1*

Gamma Spectroscopy Results

PAI 713 Rev 8

Sample Results

Lab Name: Paragon Analytics
Work Order Number: 0408106
Client Name: New World Technologies
ClientProject ID: Ravenna GA00563

Field ID: RR-16
Lab ID: 0408106-16

Library: FANP

Sample Matrix: SOIL
Prep SOP: PAI 739 Rev 8
Date Collected: 06-Aug-04
Date Prepared: 26-Aug-04
Date Analyzed: 30-Aug-04

Prep Batch: GS040826-3
QCBatchID: GS040826-3-1
Run ID: gs040826-3a
Count Time: 30 minutes
Report Basis: Dry Weight

Final Aliquot: 337 g
Prep Basis: Dry Weight
Moisture(%): NA
Result Units: pCi/g
File Name: 041691D04A

CASNO	Target Nuclide	Result +/- 2 s TPU	MDC	Lab Qualifier
14683-10-4	Sb-124	0.021 +/- 0.090	0.160	U,G
14234-35-6	Sb-125	-0.15 +/- 0.15	0.31	U,G
13967-63-0	Sc-46	-0.012 +/- 0.084	0.159	U,G
15623-47-9	Th-227	0.17 +/- 0.38	0.64	U,G
15065-10-8	Th-234	2.2 +/- 1.4	2.6	U,G
14913-50-9	Tl-208	0.53 +/- 0.13	0.11	G
15117-96-1	U-235	0.07 +/- 0.33	0.57	U,G
13982-39-3	Zn-65	0.16 +/- 0.33	0.57	U,G

Comments:

Qualifiers/Flags:

U - Result is less than the sample specific MDC or less than the associated TPU

Y1 - Chemical Yield is in control at 100-110%. Quantitative Yield is assumed.

Y2 - Chemical Yield outside default limits.

LT - Result is less than Requested MDC, greater than sample specific MDC.

M3 - The requested MDC was not met, but the reported activity is greater than the reported MDC.

M - The requested MDC was not met.

SQ - Spectral quality prevents accurate quantitation.

SI - Nuclide identification and/or quantitation is tentative.

TI - Nuclide identification is tentative.

R - Nuclide has exceeded 8 halflives.

G - Sample density differs by more than 15% of LCS density.

Abbreviations:

TPU - Total Propagated Uncertainty (see PAI SOP 743)

MDC - Minimum Detectable Concentration (see PAI SOP 709)

BDL - Below Detection Limit

Data Package ID: *GSS0408106-1*

Gamma Spectroscopy Results

PAI 713 Rev 8

Sample Results

Lab Name: Paragon Analytics
Work Order Number: 0408106
Client Name: New World Technologies
ClientProject ID: Ravenna GA00563

Field ID: RR-17
Lab ID: 0408106-17

Library: FANP

Sample Matrix: SOIL
Prep SOP: PAI 739 Rev 8
Date Collected: 06-Aug-04
Date Prepared: 26-Aug-04
Date Analyzed: 30-Aug-04

Prep Batch: GS040826-3
QCBatchID: GS040826-3-1
Run ID: gs040826-3a
Count Time: 30 minutes
Report Basis: Dry Weight

Final Aliquot: 326 g
Prep Basis: Dry Weight
Moisture(%): NA
Result Units: pCi/g
File Name: 040325D05A

CASNO	Target Nuclide	Result +/- 2 s TPU	MDC	Lab Qualifier
14331-83-0	Ac-228	0.93 +/- 0.30	0.60	LT,G
14391-76-5	Ag-110m	-0.045 +/- 0.079	0.155	U,G
14682-66-7	Al-26	-0.020 +/- 0.074	0.158	U,G
14596-10-2	Am-241	0.48 +/- 0.75	1.26	U,G
13966-02-4	Be-7	-0.37 +/- 0.68	1.34	U,G
14913-49-6	Bi-212	0.9 +/- 1.3	2.1	U,G
14733-03-0	Bi-214	1.11 +/- 0.27	0.27	G,J
13982-30-4	Ce-139	0.046 +/- 0.064	0.106	U,G
14762-78-8	Ce-144	0.23 +/- 0.40	0.68	U,G
14093-03-9	Co-56	0.25 +/- 0.18	0.26	U,G
13981-50-5	Co-57	0.027 +/- 0.054	0.090	U,G
13981-38-9	Co-58	-0.11 +/- 0.10	0.21	U,G
10198-40-0	Co-60	-0.037 +/- 0.080	0.166	U,G
14392-02-0	Cr-51	-0.27 +/- 0.91	1.70	U,G
13967-70-9	Cs-134	0.034 +/- 0.074	0.128	U,G

Comments:

Qualifiers/Flags:

U - Result is less than the sample specific MDC or less than the associated TPU

Y1 - Chemical Yield is in control at 100-110%. Quantitative Yield is assumed.

Y2 - Chemical Yield outside default limits.

LT - Result is less than Requested MDC, greater than sample specific MDC.

M3 - The requested MDC was not met, but the reported activity is greater than the reported MDC.

M - The requested MDC was not met.

SQ - Spectral quality prevents accurate quantitation.

SI - Nuclide identification and/or quantitation is tentative.

TI - Nuclide identification is tentative.

R - Nuclide has exceeded 8 halflives.

G - Sample density differs by more than 15% of LCS density.

Abbreviations:

TPU - Total Propagated Uncertainty (see PAI SOP 743)

MDC - Minimum Detectable Concentration (see PAI SOP 709)

BDL - Below Detection Limit

Data Package ID: *GSS0408106-1*

Gamma Spectroscopy Results

PAI 713 Rev 8

Sample Results

Lab Name: Paragon Analytics
Work Order Number: 0408106
Client Name: New World Technologies
ClientProject ID: Ravenna GA00563

Field ID: RR-17
Lab ID: 0408106-17

Library: FANP

Sample Matrix: SOIL
Prep SOP: PAI 739 Rev 8
Date Collected: 06-Aug-04
Date Prepared: 26-Aug-04
Date Analyzed: 30-Aug-04

Prep Batch: GS040826-3
QCBatchID: GS040826-3-1
Run ID: gs040826-3a
Count Time: 30 minutes
Report Basis: Dry Weight

Final Aliquot: 326 g
Prep Basis: Dry Weight
Moisture(%): NA
Result Units: pCi/g
File Name: 040325D05A

CASNO	Target Nuclide	Result +/- 2 s TPU	MDC	Lab Qualifier
10045-97-3	Cs-137	0.041 +/- 0.086	0.148	U,G
14683-23-9	Eu-152	-0.14 +/- 0.40	0.82	U,G
15585-10-1	Eu-154	-0.07 +/- 0.45	0.86	U,G
14391-16-3	Eu-155	0.03 +/- 0.26	0.45	U,G
14596-12-4	Fe-59	-0.04 +/- 0.21	0.41	U,G
10043-66-0	I-131	0.34 +/- 0.52	0.86	U,G
13966-00-2	K-40	12.0 +/- 2.5	1.6	G
13966-31-9	Mn-54	0.007 +/- 0.080	0.147	U,G
13966-32-0	Na-22	0.015 +/- 0.095	0.174	U,G
14681-63-1	Nb-94	0.016 +/- 0.085	0.150	U,G
13967-76-5	Nb-95	-0.05 +/- 0.11	0.21	U,G
15100-28-4	Pa-234m	-1 +/- 13	25	U,G
15092-94-1	Pb-212	1.29 +/- 0.26	0.22	G
15067-28-4	Pb-214	1.21 +/- 0.25	0.25	G,J
13967-48-1	Ru-106	0.05 +/- 0.72	1.30	U,G

Comments:

Qualifiers/Flags:

U - Result is less than the sample specific MDC or less than the associated TPU

Y1 - Chemical Yield is in control at 100-110%. Quantitative Yield is assumed.

Y2 - Chemical Yield outside default limits.

LT - Result is less than Requested MDC, greater than sample specific MDC.

M3 - The requested MDC was not met, but the reported activity is greater than the reported MDC.

M - The requested MDC was not met.

SQ - Spectral quality prevents accurate quantitation.

SI - Nuclide identification and/or quantitation is tentative.

TI - Nuclide identification is tentative.

R - Nuclide has exceeded 8 halflives.

G - Sample density differs by more than 15% of LCS density.

Abbreviations:

TPU - Total Propagated Uncertainty (see PAI SOP 743)

MDC - Minimum Detectable Concentration (see PAI SOP 709)

BDL - Below Detection Limit

Data Package ID: *GSS0408106-1*

Gamma Spectroscopy Results

PAI 713 Rev 8

Sample Results

Lab Name: Paragon Analytics
Work Order Number: 0408106
Client Name: New World Technologies
ClientProject ID: Ravenna GA00563

Field ID: RR-17
Lab ID: 0408106-17

Library: FANP

Sample Matrix: SOIL
Prep SOP: PAI 739 Rev 8
Date Collected: 06-Aug-04
Date Prepared: 26-Aug-04
Date Analyzed: 30-Aug-04

Prep Batch: GS040826-3
QCBatchID: GS040826-3-1
Run ID: gs040826-3a
Count Time: 30 minutes
Report Basis: Dry Weight

Final Aliquot: 326 g
Prep Basis: Dry Weight
Moisture(%): NA
Result Units: pCi/g
File Name: 040325D05A

CASNO	Target Nuclide	Result +/- 2 s TPU	MDC	Lab Qualifier
14683-10-4	Sb-124	-0.025 +/- 0.096	0.179	U,G
14234-35-6	Sb-125	0.02 +/- 0.19	0.34	U,G
13967-63-0	Sc-46	-0.08 +/- 0.10	0.21	U,G
15623-47-9	Th-227	-0.35 +/- 0.71	1.27	U,G
15065-10-8	Th-234	1.5 +/- 1.9	3.4	U,G
14913-50-9	Tl-208	0.39 +/- 0.12	0.12	G
15117-96-1	U-235	0.37 +/- 0.43	0.70	U,G
13982-39-3	Zn-65	0.35 +/- 0.35	0.56	U,G

Comments:

Qualifiers/Flags:

U - Result is less than the sample specific MDC or less than the associated TPU

Y1 - Chemical Yield is in control at 100-110%. Quantitative Yield is assumed.

Y2 - Chemical Yield outside default limits.

LT - Result is less than Requested MDC, greater than sample specific MDC.

M3 - The requested MDC was not met, but the reported activity is greater than the reported MDC.

M - The requested MDC was not met.

SQ - Spectral quality prevents accurate quantitation.

SI - Nuclide identification and/or quantitation is tentative.

TI - Nuclide identification is tentative.

R - Nuclide has exceeded 8 halflives.

G - Sample density differs by more than 15% of LCS density.

Abbreviations:

TPU - Total Propagated Uncertainty (see PAI SOP 743)

MDC - Minimum Detectable Concentration (see PAI SOP 709)

BDL - Below Detection Limit

Data Package ID: *GSS0408106-1*

Gamma Spectroscopy Results

PAI 713 Rev 8

Sample Results

Lab Name: Paragon Analytics
Work Order Number: 0408106
Client Name: New World Technologies
ClientProject ID: Ravenna GA00563

Field ID: RR-18
Lab ID: 0408106-18

Library: FANP

Sample Matrix: SOIL
Prep SOP: PAI 739 Rev 8
Date Collected: 06-Aug-04
Date Prepared: 26-Aug-04
Date Analyzed: 30-Aug-04

Prep Batch: GS040826-3
QCBatchID: GS040826-3-1
Run ID: gs040826-3a
Count Time: 30 minutes
Report Basis: Dry Weight

Final Aliquot: 334 g
Prep Basis: Dry Weight
Moisture(%): NA
Result Units: pCi/g
File Name: 041508D07A

CASNO	Target Nuclide	Result +/- 2 s TPU	MDC	Lab Qualifier
14331-83-0	Ac-228	1.19 +/- 0.36	0.50	G
14391-76-5	Ag-110m	0.014 +/- 0.083	0.151	U,G
14682-66-7	Al-26	-0.05 +/- 0.11	0.24	U,G
14596-10-2	Am-241	-0.04 +/- 0.14	0.26	U,G
13966-02-4	Be-7	-0.23 +/- 0.83	1.57	U,G
14913-49-6	Bi-212	1.8 +/- 1.1	1.4	G,TI
14733-03-0	Bi-214	1.41 +/- 0.31	0.25	G,J
13982-30-4	Ce-139	-0.020 +/- 0.060	0.110	U,G
14762-78-8	Ce-144	0.24 +/- 0.41	0.69	U,G
14093-03-9	Co-56	0.11 +/- 0.23	0.41	U,G
13981-50-5	Co-57	0.022 +/- 0.050	0.086	U,G
13981-38-9	Co-58	0.005 +/- 0.093	0.176	U,G
10198-40-0	Co-60	-0.056 +/- 0.074	0.177	U,G
14392-02-0	Cr-51	-0.03 +/- 0.96	1.75	U,G
13967-70-9	Cs-134	0.006 +/- 0.074	0.136	U,G

Comments:

Qualifiers/Flags:

U - Result is less than the sample specific MDC or less than the associated TPU

Y1 - Chemical Yield is in control at 100-110%. Quantitative Yield is assumed.

Y2 - Chemical Yield outside default limits.

LT - Result is less than Requested MDC, greater than sample specific MDC.

M3 - The requested MDC was not met, but the reported activity is greater than the reported MDC.

M - The requested MDC was not met.

SQ - Spectral quality prevents accurate quantitation.

SI - Nuclide identification and/or quantitation is tentative.

TI - Nuclide identification is tentative.

R - Nuclide has exceeded 8 halflives.

G - Sample density differs by more than 15% of LCS density.

Abbreviations:

TPU - Total Propagated Uncertainty (see PAI SOP 743)

MDC - Minimum Detectable Concentration (see PAI SOP 709)

BDL - Below Detection Limit

Data Package ID: *GSS0408106-1*

Gamma Spectroscopy Results

PAI 713 Rev 8

Sample Results

Lab Name: Paragon Analytics
Work Order Number: 0408106
Client Name: New World Technologies
ClientProject ID: Ravenna GA00563

Field ID: RR-18
Lab ID: 0408106-18

Library: FANP

Sample Matrix: SOIL
Prep SOP: PAI 739 Rev 8
Date Collected: 06-Aug-04
Date Prepared: 26-Aug-04
Date Analyzed: 30-Aug-04

Prep Batch: GS040826-3
QCBatchID: GS040826-3-1
Run ID: gs040826-3a
Count Time: 30 minutes
Report Basis: Dry Weight

Final Aliquot: 334 g
Prep Basis: Dry Weight
Moisture(%): NA
Result Units: pCi/g
File Name: 041508D07A

CASNO	Target Nuclide	Result +/- 2 s TPU	MDC	Lab Qualifier
10045-97-3	Cs-137	0.122 +/- 0.097	0.144	U,G
14683-23-9	Eu-152	0.39 +/- 0.46	0.73	U,G
15585-10-1	Eu-154	-0.10 +/- 0.47	0.94	U,G
14391-16-3	Eu-155	-0.05 +/- 0.19	0.34	U,G
14596-12-4	Fe-59	-0.13 +/- 0.25	0.51	U,G
10043-66-0	I-131	0.21 +/- 0.56	0.97	U,G
13966-00-2	K-40	12.3 +/- 2.9	1.7	G
13966-31-9	Mn-54	0.035 +/- 0.085	0.150	U,G
13966-32-0	Na-22	0.076 +/- 0.095	0.153	U,G
14681-63-1	Nb-94	-0.008 +/- 0.083	0.156	U,G
13967-76-5	Nb-95	-0.07 +/- 0.11	0.22	U,G
15100-28-4	Pa-234m	1 +/- 14	26	U,G
15092-94-1	Pb-212	1.29 +/- 0.26	0.22	G
15067-28-4	Pb-214	1.48 +/- 0.29	0.28	G,J
13967-48-1	Ru-106	0.18 +/- 0.75	1.35	U,G

Comments:

Qualifiers/Flags:

U - Result is less than the sample specific MDC or less than the associated TPU

Y1 - Chemical Yield is in control at 100-110%. Quantitative Yield is assumed.

Y2 - Chemical Yield outside default limits.

LT - Result is less than Requested MDC, greater than sample specific MDC.

M3 - The requested MDC was not met, but the reported activity is greater than the reported MDC.

M - The requested MDC was not met.

SQ - Spectral quality prevents accurate quantitation.

SI - Nuclide identification and/or quantitation is tentative.

TI - Nuclide identification is tentative.

R - Nuclide has exceeded 8 halflives.

G - Sample density differs by more than 15% of LCS density.

Abbreviations:

TPU - Total Propagated Uncertainty (see PAI SOP 743)

MDC - Minimum Detectable Concentration (see PAI SOP 709)

BDL - Below Detection Limit

Data Package ID: *GSS0408106-1*

Gamma Spectroscopy Results

PAI 713 Rev 8

Sample Results

Lab Name: Paragon Analytics
Work Order Number: 0408106
Client Name: New World Technologies
ClientProject ID: Ravenna GA00563

Field ID: RR-18
Lab ID: 0408106-18

Library: FANP

Sample Matrix: SOIL
Prep SOP: PAI 739 Rev 8
Date Collected: 06-Aug-04
Date Prepared: 26-Aug-04
Date Analyzed: 30-Aug-04

Prep Batch: GS040826-3
QCBatchID: GS040826-3-1
Run ID: gs040826-3a
Count Time: 30 minutes
Report Basis: Dry Weight

Final Aliquot: 334 g
Prep Basis: Dry Weight
Moisture(%): NA
Result Units: pCi/g
File Name: 041508D07A

CASNO	Target Nuclide	Result +/- 2 s TPU	MDC	Lab Qualifier
14683-10-4	Sb-124	-0.037 +/- 0.095	0.185	U,G
14234-35-6	Sb-125	0.24 +/- 0.20	0.31	U,G
13967-63-0	Sc-46	0.028 +/- 0.087	0.157	U,G
15623-47-9	Th-227	-0.06 +/- 0.56	0.99	U,G
15065-10-8	Th-234	1.67 +/- 0.96	1.80	U,G
14913-50-9	Tl-208	0.39 +/- 0.13	0.14	G
15117-96-1	U-235	-0.26 +/- 0.44	0.81	U,G
13982-39-3	Zn-65	0.10 +/- 0.41	0.72	U,G

Comments:

Qualifiers/Flags:

U - Result is less than the sample specific MDC or less than the associated TPU

Y1 - Chemical Yield is in control at 100-110%. Quantitative Yield is assumed.

Y2 - Chemical Yield outside default limits.

LT - Result is less than Requested MDC, greater than sample specific MDC.

M3 - The requested MDC was not met, but the reported activity is greater than the reported MDC.

M - The requested MDC was not met.

SQ - Spectral quality prevents accurate quantitation.

SI - Nuclide identification and/or quantitation is tentative.

TI - Nuclide identification is tentative.

R - Nuclide has exceeded 8 halflives.

G - Sample density differs by more than 15% of LCS density.

Abbreviations:

TPU - Total Propagated Uncertainty (see PAI SOP 743)

MDC - Minimum Detectable Concentration (see PAI SOP 709)

BDL - Below Detection Limit

Data Package ID: *GSS0408106-1*

Gamma Spectroscopy Results

PAI 713 Rev 8

Sample Results

Lab Name: Paragon Analytics
Work Order Number: 0408106
Client Name: New World Technologies
ClientProject ID: Ravenna GA00563

Field ID: RR-19
Lab ID: 0408106-19

Library: FANP

Sample Matrix: SOIL
Prep SOP: PAI 739 Rev 8
Date Collected: 06-Aug-04
Date Prepared: 26-Aug-04
Date Analyzed: 30-Aug-04

Prep Batch: GS040826-3
QCBatchID: GS040826-3-1
Run ID: gs040826-3a
Count Time: 30 minutes
Report Basis: Dry Weight

Final Aliquot: 268 g
Prep Basis: Dry Weight
Moisture(%): NA
Result Units: pCi/g
File Name: 041507D02A

CASNO	Target Nuclide	Result +/- 2 s TPU	MDC	Lab Qualifier
14331-83-0	Ac-228	3.58 +/- 0.82	0.64	G
14391-78-5	Ag-110m	0.01 +/- 0.13	0.23	U,G
14682-66-7	Al-26	0.076 +/- 0.097	0.157	U,G
14596-10-2	Am-241	0.61 +/- 0.85	1.39	U,G
13966-02-4	Be-7	0.67 +/- 0.98	1.64	U,G
14913-49-6	Bi-212	3.75 +/- 0.64	3.2	G
14733-03-0	Bi-214	2.25 +/- 0.45	0.40	G,J
13982-30-4	Ce-139	-0.029 +/- 0.076	0.137	U,G
14762-78-8	Ce-144	-0.19 +/- 0.51	0.92	U,G
14093-03-9	Co-56	0.26 +/- 0.20	0.28	U,G
13981-50-5	Co-57	-0.009 +/- 0.068	0.119	U,G
13981-38-9	Co-58	-0.077 +/- 0.098	0.203	U,G
10198-40-0	Co-60	-0.077 +/- 0.086	0.193	U,G
14392-02-0	Cr-51	1.1 +/- 1.3	2.2	U,G
13967-70-9	Cs-134	0.118 +/- 0.082	0.174	U,G

Comments:

Qualifiers/Flags:

U - Result is less than the sample specific MDC or less than the associated TPU

Y1 - Chemical Yield is in control at 100-110%. Quantitative Yield is assumed.

Y2 - Chemical Yield outside default limits.

LT - Result is less than Requested MDC, greater than sample specific MDC.

M3 - The requested MDC was not met, but the reported activity is greater than the reported MDC.

M - The requested MDC was not met.

SQ - Spectral quality prevents accurate quantitation.

SI - Nuclide identification and/or quantitation is tentative.

TI - Nuclide identification is tentative.

R - Nuclide has exceeded 8 halflives.

G - Sample density differs by more than 15% of LCS density.

Abbreviations.

TPU - Total Propagated Uncertainty (see PAI SOP 743)

MDC - Minimum Detectable Concentration (see PAI SOP 709)

BDL - Below Detection Limit

Data Package ID: *GSS0408106-1*

Gamma Spectroscopy Results

PAI 713 Rev 8

Sample Results

Lab Name: Paragon Analytics
Work Order Number: 0408106
Client Name: New World Technologies
ClientProject ID: Ravenna GA00563

Field ID: RR-19
Lab ID: 0408106-19

Library: FANP

Sample Matrix: SOIL
Prep SOP: PAI 739 Rev 8
Date Collected: 06-Aug-04
Date Prepared: 26-Aug-04
Date Analyzed: 30-Aug-04

Prep Batch: GS040826-3
QCBatchID: GS040826-3-1
Run ID: gs040826-3a
Count Time: 30 minutes
Report Basis: Dry Weight

Final Aliquot: 268 g
Prep Basis: Dry Weight
Moisture(%): NA
Result Units: pCi/g
File Name: 041507D02A

CASNO	Target Nuclide	Result +/- 2 s TPU	MDC	Lab Qualifier
10045-97-3	Cs-137	0.91 +/- 0.22	0.21	G
14683-23-9	Eu-152	0.33 +/- 0.53	0.89	U,G
15585-10-1	Eu-154	-0.17 +/- 0.42	0.87	U,G
14391-16-3	Eu-155	0.40 +/- 0.32	0.50	U,G
14596-12-4	Fe-59	-0.12 +/- 0.24	0.48	U,G
10043-66-0	I-131	-0.50 +/- 0.68	1.30	U,G
13966-00-2	K-40	9.3 +/- 2.4	2.0	G
13966-31-9	Mn-54	0.02 +/- 0.10	0.18	U,G
13966-32-0	Na-22	-0.075 +/- 0.096	0.205	U,G
14681-63-1	Nb-94	0.100 +/- 0.098	0.154	U,G
13967-76-5	Nb-95	-0.10 +/- 0.13	0.26	U,G
15100-28-4	Pa-234m	0 +/- 14	26	U,G
15092-94-1	Pb-212	3.95 +/- 0.79	0.30	G
15067-28-4	Pb-214	2.22 +/- 0.39	0.38	G,J
13967-48-1	Ru-106	-0.35 +/- 0.83	1.60	U,G

Comments:

Qualifiers/Flags:

U - Result is less than the sample specific MDC or less than the associated TPU

Y1 - Chemical Yield is in control at 100-110%. Quantitative Yield is assumed.

Y2 - Chemical Yield outside default limits.

LT - Result is less than Requested MDC, greater than sample specific MDC.

M3 - The requested MDC was not met, but the reported activity is greater than the reported MDC.

M - The requested MDC was not met.

SQ - Spectral quality prevents accurate quantitation.

SI - Nuclide identification and/or quantitation is tentative.

TI - Nuclide identification is tentative.

R - Nuclide has exceeded 8 halflives.

G - Sample density differs by more than 15% of LCS density.

Abbreviations:

TPU - Total Propagated Uncertainty (see PAI SOP 743)

MDC - Minimum Detectable Concentration (see PAI SOP 709)

BDL - Below Detection Limit

Data Package ID: *GSS0408106-1*

Gamma Spectroscopy Results

PAI 713 Rev 8

Sample Results

Lab Name: Paragon Analytics
Work Order Number: 0408106
Client Name: New World Technologies
ClientProject ID: Ravenna GA00563

Field ID: RR-19
Lab ID: 0408106-19

Library: FANP

Sample Matrix: SOIL
Prep SOP: PAI 739 Rev 8
Date Collected: 06-Aug-04
Date Prepared: 26-Aug-04
Date Analyzed: 30-Aug-04

Prep Batch: GS040826-3
QCBatchID: GS040826-3-1
Run ID: gs040826-3a
Count Time: 30 minutes
Report Basis: Dry Weight

Final Aliquot: 268 g
Prep Basis: Dry Weight
Moisture(%): NA
Result Units: pCi/g
File Name: 041507D02A

CASNO	Target Nuclide	Result +/- 2 s TPU	MDC	Lab Qualifier
14683-10-4	Sb-124	-0.10 +/- 0.13	0.25	U,G
14234-35-6	Sb-125	0.28 +/- 0.25	0.46	U,G
13967-63-0	Sc-46	-0.02 +/- 0.11	0.21	U,G
15623-47-9	Th-227	-6 +/- 20	32	U,G
15065-10-8	Th-234	4.1 +/- 2.5	3.8	G,TI
14913-50-9	Tl-208	1.45 +/- 0.27	0.18	G
15117-96-1	U-235	0.25 +/- 0.51	0.86	U,G
13982-39-3	Zn-65	-0.21 +/- 0.21	0.45	U,G

Comments:

Qualifiers/Flags:

U - Result is less than the sample specific MDC or less than the associated TPU

Y1 - Chemical Yield is in control at 100-110%. Quantitative Yield is assumed.

Y2 - Chemical Yield outside default limits.

LT - Result is less than Requested MDC, greater than sample specific MDC.

M3 - The requested MDC was not met, but the reported activity is greater than the reported MDC.

M - The requested MDC was not met.

SQ - Spectral quality prevents accurate quantitation.

SI - Nuclide identification and/or quantitation is tentative.

TI - Nuclide identification is tentative.

R - Nuclide has exceeded 8 halflives.

G - Sample density differs by more than 15% of LCS density.

Abbreviations:

TPU - Total Propagated Uncertainty (see PAI SOP 743)

MDC - Minimum Detectable Concentration (see PAI SOP 709)

BDL - Below Detection Limit

Data Package ID: *GSS0408106-1*

Gamma Spectroscopy Results

PAI 713 Rev 8

Sample Results

Lab Name: Paragon Analytics
Work Order Number: 0408106
Client Name: New World Technologies
ClientProject ID: Ravenna GA00563

Field ID: RR-20
Lab ID: 0408106-20

Library: FANP

Sample Matrix: SOIL
Prep SOP: PAI 739 Rev 8
Date Collected: 06-Aug-04
Date Prepared: 26-Aug-04
Date Analyzed: 30-Aug-04

Prep Batch: GS040826-3
QCBatchID: GS040826-3-1
Run ID: gs040826-3a
Count Time: 30 minutes
Report Basis: Dry Weight

Final Aliquot: 274 g
Prep Basis: Dry Weight
Moisture(%): NA
Result Units: pCi/g
File Name: 041692D04A

CASNO	Target Nuclide	Result +/- 2 s TPU	MDC	Lab Qualifier
14331-83-0	Ac-228	1.03 +/- 0.38	0.58	G
14391-76-5	Ag-110m	0.070 +/- 0.098	0.145	U,G
14682-66-7	Al-26	0.009 +/- 0.079	0.158	U,G
14596-10-2	Am-241	-0.12 +/- 0.44	0.81	U,G
13966-02-4	Be-7	-0.78 +/- 0.89	1.76	U,G
14913-49-6	Bi-212	1.1 +/- 1.1	1.8	U,G
14733-03-0	Bi-214	1.52 +/- 0.34	0.30	G,J
13982-30-4	Ce-139	-0.006 +/- 0.057	0.102	U,G
14762-78-8	Ce-144	-0.13 +/- 0.36	0.67	U,G
14093-03-9	Co-56	0.04 +/- 0.21	0.38	U,G
13981-50-5	Co-57	-0.017 +/- 0.052	0.095	U,G
13981-38-9	Co-58	-0.065 +/- 0.077	0.169	U,G
10198-40-0	Co-60	-0.024 +/- 0.085	0.174	U,G
14392-02-0	Cr-51	0 +/- 0.83	1.52	U,G
13967-70-9	Cs-134	-0.017 +/- 0.068	0.130	U,G

Comments:

Qualifiers/Flags:

U - Result is less than the sample specific MDC or less than the associated TPU

Y1 - Chemical Yield is in control at 100-110%. Quantitative Yield is assumed.

Y2 - Chemical Yield outside default limits.

LT - Result is less than Requested MDC, greater than sample specific MDC.

M3 - The requested MDC was not met, but the reported activity is greater than the reported MDC.

M - The requested MDC was not met.

SQ - Spectral quality prevents accurate quantitation.

SI - Nuclide identification and/or quantitation is tentative.

TI - Nuclide identification is tentative.

R - Nuclide has exceeded 8 halflives.

G - Sample density differs by more than 15% of LCS density.

Abbreviations:

TPU - Total Propagated Uncertainty (see PAI SOP 743)

MDC - Minimum Detectable Concentration (see PAI SOP 709)

BDL - Below Detection Limit

Data Package ID: *GSS0408106-1*

Gamma Spectroscopy Results

PAI 713 Rev 8

Sample Results

Lab Name: Paragon Analytics
Work Order Number: 0408106
Client Name: New World Technologies
ClientProject ID: Ravenna GA00563

Field ID: RR-20
Lab ID: 0408106-20

Library: FANP

Sample Matrix: SOIL
Prep SOP: PAI 739 Rev 8
Date Collected: 06-Aug-04
Date Prepared: 26-Aug-04
Date Analyzed: 30-Aug-04

Prep Batch: GS040826-3
QCBatchID: GS040826-3-1
Run ID: gs040826-3a
Count Time: 30 minutes
Report Basis: Dry Weight

Final Aliquot: 274 g
Prep Basis: Dry Weight
Moisture(%): NA
Result Units: pCi/g
File Name: 041692D04A

CASNO	Target Nuclide	Result +/- 2 s TPU	MDC	Lab Qualifier
10045-97-3	Cs-137	0.35 +/- 0.13	0.15	G
14683-23-9	Eu-152	0.13 +/- 0.42	0.78	U,G
15585-10-1	Eu-154	-0.03 +/- 0.43	0.83	U,G
14391-16-3	Eu-155	-0.21 +/- 0.19	0.37	U,G
14596-12-4	Fe-59	-0.10 +/- 0.20	0.42	U,G
10043-66-0	I-131	0.22 +/- 0.59	1.01	U,G
13966-00-2	K-40	11.6 +/- 2.6	1.4	G
13966-31-9	Mn-54	0.076 +/- 0.075	0.115	U,G
13966-32-0	Na-22	-0.049 +/- 0.099	0.202	U,G
14681-63-1	Nb-94	-0.068 +/- 0.064	0.140	U,G
13967-76-5	Nb-95	0.02 +/- 0.12	0.22	U,G
15100-28-4	Pa-234m	4 +/- 13	23	U,G
15092-94-1	Pb-212	1.32 +/- 0.26	0.20	G
15067-28-4	Pb-214	1.59 +/- 0.30	0.26	G,J
13967-48-1	Ru-106	0.03 +/- 0.78	1.42	U,G

Comments:

Qualifiers/Flags:

U - Result is less than the sample specific MDC or less than the associated TPU

Y1 - Chemical Yield is in control at 100-110%. Quantitative Yield is assumed.

Y2 - Chemical Yield outside default limits.

LT - Result is less than Requested MDC, greater than sample specific MDC.

M3 - The requested MDC was not met, but the reported activity is greater than the reported MDC.

M - The requested MDC was not met.

SQ - Spectral quality prevents accurate quantitation.

SI - Nuclide identification and/or quantitation is tentative.

TI - Nuclide identification is tentative.

R - Nuclide has exceeded 8 halflives.

G - Sample density differs by more than 15% of LCS density.

Abbreviations:

TPU - Total Propagated Uncertainty (see PAI SOP 743)

MDC - Minimum Detectable Concentration (see PAI SOP 709)

BDL - Below Detection Limit

Data Package ID: *GSS0408106-1*

Gamma Spectroscopy Results

PAI 713 Rev 8

Sample Results

Lab Name: Paragon Analytics
Work Order Number: 0408106
Client Name: New World Technologies
ClientProject ID: Ravenna GA00563

Field ID: RR-20
Lab ID: 0408106-20

Library: FANP

Sample Matrix: SOIL
Prep SOP: PAI 739 Rev 8
Date Collected: 06-Aug-04
Date Prepared: 26-Aug-04
Date Analyzed: 30-Aug-04

Prep Batch: GS040826-3
QCBatchID: GS040826-3-1
Run ID: gs040826-3a
Count Time: 30 minutes
Report Basis: Dry Weight

Final Aliquot: 274 g
Prep Basis: Dry Weight
Moisture(%): NA
Result Units: pCi/g
File Name: 041692D04A

CASNO	Target Nuclide	Result +/- 2 s TPU	MDC	Lab Qualifier
14683-10-4	Sb-124	-0.081 +/- 0.088	0.182	U,G
14234-35-6	Sb-125	-0.09 +/- 0.17	0.33	U,G
13967-63-0	Sc-46	-0.065 +/- 0.095	0.196	U,G
15623-47-9	Th-227	0.16 +/- 0.42	0.72	U,G
15065-10-8	Th-234	1.9 +/- 1.7	2.7	U,G
14913-50-9	Tl-208	0.46 +/- 0.15	0.17	G
15117-96-1	U-235	0.10 +/- 0.39	0.68	U,G
13982-39-3	Zn-65	0.17 +/- 0.40	0.69	U,G

Comments:

Qualifiers/Flags:

U - Result is less than the sample specific MDC or less than the associated TPU

Y1 - Chemical Yield is in control at 100-110%. Quantitative Yield is assumed.

Y2 - Chemical Yield outside default limits.

LT - Result is less than Requested MDC, greater than sample specific MDC.

M3 - The requested MDC was not met, but the reported activity is greater than the reported MDC.

M - The requested MDC was not met.

SQ - Spectral quality prevents accurate quantitation.

SI - Nuclide identification and/or quantitation is tentative.

TI - Nuclide identification is tentative.

R - Nuclide has exceeded 8 halflives.

G - Sample density differs by more than 15% of LCS density.

Abbreviations:

TPU - Total Propagated Uncertainty (see PAI SOP 743)

MDC - Minimum Detectable Concentration (see PAI SOP 709)

BDL - Below Detection Limit

Data Package ID: *GSS0408106-1*

PARAGON ANALYTICS
225 Commerce Drive ◆ Fort Collins, CO 80524 ◆ (800) 443-1511 ◆ (970) 490-1511 ◆ FAX (970) 490-1522

September 16, 2004

Mr. Dan Spicuzza
New World Technology
322 Albert Street
Turtle Creek, PA 15145

Re: Paragon Workorder: 04-08-107
Client Project Name: Ravenna
Client Project Number: GA00563

Dear Mr. Spicuzza:

Ten soil samples were received from New World Technology on August 12, 2004. The samples were scheduled for Gamma Spectroscopy (pages 1-213) analysis. The results for this analysis are contained in the enclosed reports.

Thank you for your confidence in Paragon Analytics. Should you have any questions, please call.

Sincerely,

Paragon Analytics
Lance Steere
Senior Project Manager

LRS/ja
Enclosure: Report

Paragon Analytics

Sample Number(s) Cross-Reference Table

Paragon OrderNum: 0408107
Client Name: New World Technologies
Client Project Name: Ravenna
Client Project Number: GA00563
Client PO Number: 40149

Client Sample	Lab Sample Number	COC Number	Matrix	Date Collected	Time Collected
RR-21	0408107-1		SOIL	06-Aug-04	14:25
RR-22	0408107-2		SOIL	06-Aug-04	14:35
RR-23	0408107-3		SOIL	06-Aug-04	14:40
RR-24	0408107-4		SOIL	06-Aug-04	14:45
RR-25	0408107-5		SOIL	06-Aug-04	14:50
RR-26	0408107-6		SOIL	06-Aug-04	14:55
RR-27	0408107-7		SOIL	06-Aug-04	15:00
RR-28	0408107-8		SOIL	06-Aug-04	15:05
RR-29	0408107-9		SOIL	06-Aug-04	15:10
RR-30	0408107-10		SOIL	06-Aug-04	15:15

0408107

Paragon Analytics
A Division of DataChem Laboratories, Inc.

225 Commerce Drive Fort Collins, CO 80524
800-443-1511 or (970) 490-1511 (970) 490-1522 Fax

Accession Number (LAB ID): ~~0408106~~

Chain-of-Custody Date 8-9-04 Page 1 of 3

Originator: Retain pink copy

Project Name / No.: [illegible] Sampler(s): [illegible] Turnaround (circle one): Standard or Rush (Due 9-13-04) Dispose: Date 9-17-04 or Return to Client

Report To: 6A00563
Phone: See page 1 of 3
Fax:
E-mail:
Company:
Address:

Circle method (right); provide additional information as needed (comments).

Sample ID	Date	Time *	Lab ID	Matrix	Preservative (indicate type)	No. of Containers	VOCs SW8260B E624 E524.2	BTEX (only) SW8021B	SVOCs SW8270C E625	OC Pesticides SW8081A E608	PCBs SW8082 E608	Herbicides SW8151A	Explosives SW8330	TCLP Organics SW1311 SW8260B 8270C 8081A 8151A	TCLP Metals SW1311 SW6010B SW7471	Total Metals by ICP SW6010B 7470 7471 E200 ILMO__	Dissolved Metals by ICP SW6010B 7470 E200 ILMO__	Total Metals by ICP/MS SW6020 E200.8 ILMO__	Dissolved Metals by ICP/MS SW6020 E200.8 ILMO__	Hexavalent Chromium SW7196A Alkaline Digest? Y / N	Inorganic Anions SW9056 E300.0 (specify in comments)	Solids: Total E160.3 TDS E160.1 TSS E160.2	pH SW9040B SW9045C	TPH GRO DRO SW8015B (both)	Gross Alpha / Beta SW9310 E900.0	Actinides by Paragon SOP Pu / U / Am / Th / Cm / __	Tritium E906.0	Total Alpha-Emitting Radium SW9315 E903.0	Radium 226 E903.1 Radium 228 SW9320 E904.0	Strontium 89 D5811-00 Strontium 90 D5811-00	Gamma Isotopes E901.1 Dc-148
RR-12	8-6-04	1325	12	S	N/A	1																									X
RR-13		1330	13	S		1																									X
RR-14		1335	14	S		1																									X
RR-15		1340	15	S		1																									X
RR-16		1350	16	S		1																									X
RR-17		1355	17	S		1																									X
RR-18		1400	18	S		1																									X
RR-19		1405	19	S		1																									X
RR-20		1415	20	S		1																									X
RR-21		1425	21	S		1																									X
RR-22		1435	22	S		1																									X

as no # 0408106

* Time Zone: EST CST MST PST Matrix Key: O = oil, S = soil, NS = non-soil solid, W = water, L = liquid, E = extract, F = filter

Comments:

Relinquished By: (1)
Signature [signature]
Printed Name [illegible]
Date 8-10-04 Time 0700
Company NWT

Relinquished By: (2)
Signature
Printed Name
Date Time
Company

Received By: (1)
Signature [signature]
Printed Name Matthew Workman
Date 8/12/04 Time 0955
Company Paragon

Received By: (2)
Signature
Printed Name
Date Time
Company

Form 202r5.xls (4/6/04)

0408107
MW 8/12/04
~~0408106~~

Paragon Analytics
A Division of DataChem Laboratories, Inc.

225 Commerce Drive Fort Collins, CO 80524
800-443-1511 or (970) 490-1511 (970) 490-1522 Fax

Accession Number (LAB ID) ~~0408106~~

Chain-of-Custody Date 8-9-04 Page 3 of 3

Originator: Retain pink copy

Project Name / No.: Rivenna Sampler(s): Kante Turnaround (circle one): Standard or Rush (Due 9-13-04) Dispose: Date 9-17-04 or Return to Client

Report To: 6A00563
Phone:
Fax: See page 1 of 3.
E-mail:
Company:
Address:

Circle method (right); provide additional information as needed (comments).

	Sample ID	Date	Time *	Lab ID	Matrix	Preservative (indicate type)	No. of Containers	VOCs SW8260B E624 E524.2	BTEX (only) SW8021B	SVOCs SW8270C E625	OC Pesticides SW8081A E608	PCBs SW8082 E608	Herbicides SW8151A	Explosives SW8330	TCLP Organics SW1311 SW8260B 8270C 8081A 8151A	TCLP Metals SW1311 SW6010B SW7471	Total Metals by ICP SW6010B 7470 7471 E200 ILMO___	Dissolved Metals by ICP SW6010B 7470 E200 ILMO___	Total Metals by ICP/MS SW6020 E200.8 ILMO___	Dissolved Metals by ICP/MS SW6020 E200.8 ILMO___	Hexavalent Chromium SW7196A Alkaline Digest? Y / N	Inorganic Anions SW9056 E300.0 (specify in comments)	Solids: Total E160.3 TDS E160.1 TSS E160.2	pH SW9040B SW9045C	TPH GRO DRO SW8015B (both)	Gross Alpha / Beta SW9310 E900.0	Actinides by Paragon SOP Pu / U / Am / Th / Cm / ___	Tritium E906.0	Total Alpha-Emitting Radium SW9315 E903.0	Radium 226 E903.1 Radium 228 SW9320 E904.0	Strontium 89 D5811-00 Strontium 90 D5811-00	Gamma Isotopes E901.1 Ac-228
3	RR-13	8-6-04	1440	23	S	NA	1																									X
4	RR-14		1445	24	S		1																									X
5	RR-15		1450	25	S		1																									X
6	RR-16		1455	26	S		1																									X
7	RR-17		1500	27	S		1																									X
8	RR-18		1505	28	S		1																									X
9	RR-19		1510	29	S		1																									X
10	RR-30		1515	30	S		1																									X

NA

* Time Zone: EST CST MST PST Matrix Key: O = oil, S = soil, NS = non-soil solid, W = water, L = liquid, E = extract, F = filter

Comments:

Relinquished By: (1)	Relinquished By: (2)
Signature [signature]	Signature
Printed Name [signature]	Printed Name
Date 8-10-04 Time 0700	Date Time
Company NW	Company

Received By: (1)	Received By: (2)
Signature [signature]	Signature
Printed Name Matthew Workman	Printed Name
Date 8/12/04 Time 0955	Date Time
Company Paragon	Company

Form 202r5.xls (4/6/04)

Paragon Analytics

CONDITION OF SAMPLE UPON RECEIPT FORM

Client: New World Workorder No: 0408107

Project Manager: LRS Initials: MN Date: 8/12/04

1.	Does this project require any **special handling** in addition to standard Paragon procedures?		YES	(NO)
2.	Is **pre-screening** required per SOP 008?		YES	(NO)
3.	Are custody **seals** on **shipping containers** intact?	N/A	(YES)	NO
4.	Are custody **seals** on **sample containers** intact?	(N/A)	YES	NO
5.	Is there a **COC (Chain-of-Custody) present** or other representative documents?		(YES)	NO
6.	Is the **COC** (if applicable) **complete and legible**?	N/A	(YES)	NO
7.	Are **bottle IDs legible** and in **agreement** with **COC sample IDs**?	N/A	(YES)	NO
8.	Is the COC in agreement with samples received? (**# of samples, # of containers, matrix**)	N/A	(YES)	NO
9.	Were **airbills** present and/or removable?	N/A	(YES)	NO
10.	Are all **aqueous samples** requiring preservation **preserved correctly**? (excluding volatile organics)	(N/A)	YES	NO
11.	Are all aqueous **non-preserved samples** at the **correct pH**?	(N/A)	YES	NO
12.	Is there **sufficient sample** for the requested analyses?		(YES)	NO
13.	Were all samples placed in the **proper containers** for the requested analyses?		(YES)	NO
14.	Are all samples within **holding times** for the requested analyses?		(YES)	NO
15.	Were all sample containers received **intact**? (not broken or leaking, etc.)		YES	(NO)
16.	Are all samples requiring no headspace (volatiles, reactive cyanide/sulfide, radon), headspace free? **Size of bubble:** ____ < green pea ____ > green pea	(N/A)	YES	NO
17.	Were samples checked for and free from the presence of **residual chlorine?** (Applicable when PM has indicated samples are from a chlorinated water source; note if field preservation with sodium thiosulfate was not observed.)	(N/A)	YES	NO
18.	Were the sample(s) **shipped on ice**?	(N/A)	YES	NO
19.	Were cooler temperatures measured at 0.1-6.0°C? **IR gun used*: #1 #2**	(N/A)	YES	NO

*IR Gun #1: Raytek, SN SC-PM3/T29403	Cooler #'s	1							
*IR Gun #2: Oakton, SN 2SCIR1201	Temperature	Amb. Temp							
	No. of custody seals	1							
DOT Survey/ Acceptance Information	External µR/hr reading	17							
	Background µR/hr reading	12							

Were external µR/hr readings ≤ two times background and within DOT acceptance criteria? (YES) / NO (If no, see Form 008.)

Additional Information: PROVIDE DETAILS BELOW FOR A NO RESPONSE TO ANY QUESTION ABOVE EXCEPT #1 AND #2.

- Sample 3 received w/o lid, cap secured on 8/12/04. Some sample lost but believe integrity remains uncompromised.

Noted.

If applicable, was the client contacted? YES / (NO) / N/A Contact Name: _____ Date/Time: _____

Project Manager Signature/ Date: [signature] 8/12/04

Form 201r18.xls (6/26/04)

FedEx Express *USA Airbill*

FedEx Tracking Number 836681275280

Form I.D. No. 0200

1 From

Date 8-10-04 [redacted]

Sender's Name Dan Spicuant Phone 414 944 1333

Company NWT

Address 322 Albert St Dept./Floor/Suite/Room

City Turtle Creek State PA ZIP 15145

2 Your Internal Billing Reference GA0056

3 To

Recipient's Name Lance Sterrie Phone 970 490-154

Company Paragon Analytics

Address 225 Commerce Dr

To "HOLD" at FedEx location, print FedEx address. We cannot deliver to P.O. boxes or P.O. ZIP codes.

Address Dept./Floor/Suite/Room

City Ft. Collins State CO ZIP 80524

8366 8127 5280

4a Express Package Service *Packages up to 150 lbs.* Delivery commitment may be later in some areas.

- [ ] FedEx Priority Overnight — Next business morning
- [ ] FedEx Standard Overnight — Next business afternoon
- [ ] FedEx First Overnight — Earliest next business morning delivery to select locations
- [ ] FedEx 2Day — Second business day
- [ ] FedEx Express Saver — Third business day

FedEx Envelope rate not available. Minimum charge: One-pound rate

1 seal

4b Express Freight Service *Packages over 150 lbs.* Delivery commitment may be later in some areas.

- [ ] FedEx 1Day Freight* — Next business day
- [ ] FedEx 2Day Freight — Second business day
- [ ] FedEx 3Day Freight — Third business day

* Call for Confirmation: 17

5 Packaging * Declared value limit $500

- [ ] FedEx Envelope
- [ ] FedEx Pak* — Includes FedEx Small Pak, FedEx Large Pak, and FedEx Sturdy Pak
- [x] Other

NW 8/12/04

0408106

0408107

6 Special Handling Include FedEx address in Section 3.

- [ ] SATURDAY Delivery — Available only for FedEx Priority Overnight and FedEx 2Day to select ZIP codes
- [ ] HOLD Weekday at FedEx Location — Not available for FedEx First Overnight
- [ ] HOLD Saturday at FedEx Location — Available only for FedEx Priority Overnight and FedEx 2Day to select locations

Does this shipment contain dangerous goods? One box must be checked.

- [x] No
- [ ] Yes — As per attached Shipper's Declaration
- [x] Yes — Shipper's Declaration not required
- [ ] Dry Ice — Dry Ice, 9, UN 1845 ___ x ___ kg
- [ ] Cargo Aircraft Only

Dangerous Goods (including Dry Ice) cannot be shipped in FedEx packaging.

7 Payment *Bill to:* Enter FedEx Acct. No. or Credit Card No. below.

- [x] Sender — Acct. No. in Section 1 will be billed
- [ ] Recipient
- [ ] Third Party
- [ ] Credit Card
- [ ] Cash/Check
- [ ] Obtain Recip. Acct. No.

[redacted]

Total Packages	Total Weight	Total Declared Value†	Total Charges
1	95	$ .00	Credit Card Auth.

†Our liability is limited to $100 unless you declare a higher value. See back for details.

8 Release Signature *Sign to authorize delivery without obtaining signature.*

By signing you authorize us to deliver this shipment without obtaining a signature and agree to indemnify and hold us harmless from any resulting claims.

Questions? Visit our Web site at fedex.com or call 1.800.Go.FedEx® 800.463.3339.

Rev. Date 10/01 • Part #157812 • ©1994–2001 FedEx • PRINTED IN U.S.A. WCSC02

#46

Paragon Analytics

Radiochemistry Case Narrative
Gamma Spectroscopy

New World Technologies

Ravenna / GA00563

Paragon Work Order 0408107

1. This report consists of analysis results for ten soil samples received by Paragon Analytics on 8/12/04. The analysis results for these samples are reported on a 'dry weight' basis in units of pCi/gram.
2. These samples were prepared according to Paragon Analytics procedure PA SOP739R8.
3. The samples were analyzed for the presence of gamma emitting radionuclides according to Paragon Analytics procedure PA SOP713R8. The analyses were completed on 9/2/04.
4. Sample volumes were insufficient to allow preparation of a duplicate. A duplicate analysis of sample RR-21 (PA ID 0408107-1) was performed in lieu of prepared duplicates.
5. Activity concentrations above the calculated MDC are reported in some instances where minimum nuclide identification criteria are not met. Such tentative identifications result when the software attempts to calculate net activity concentrations for analytes where either one or both of the following criteria are not satisfied: the 'diagnostic' peak for a nuclide must be identified above the critical level, or the minimum library peak abundance must be attained. Nuclides not meeting these requirements have been flagged with a "TI" qualifier.
6. Paragon Analytics has found there to be a significant low bias to Pb-214 and Bi-214 results when using a mixed nuclide gamma source for efficiency calibrations. The magnitude of this bias has been determined to be approximately 32% for Bi-214, and 23% for Pb-214. Therefore, any reported results for Pb-214 and Bi-214 are flagged with a "J" qualifier, indicating the activity values to be an estimated value. Results are reported without further qualification.
7. There are cases where the sample density is less than the associated calibration standard density. Cases that exceed the limit of +/- 15% of the density of the calibration standard are flagged with a 'G', denoting a significant density difference between the sample and calibration standard. Consequently, the results may be biased high for the flagged results in this workorder. If requested, Paragon Analytics will perform a transmission spike in order to estimate a magnitude of this bias. The results are reported without further qualification.
8. There are cases where the magnitude of negative activity is greater than the 2-sigma TPU. Under typical conditions, where background data is normally distributed and analyzed by paired observations, this event is likely to occur at least 2.5% of the time. Review of the data does not indicate a problem with the instrument or reporting systems and results are reported without further qualification.

9. No problems were encountered with either the client samples or the associated quality control samples. All quality control criteria were met.

The data contained in the following report have been reviewed and approved by the personnel listed below. In addition, Paragon Analytics certifies that the analyses reported herein are true, complete and correct within the limits of the methods employed.

Radiochemistry Instrument Technician — Date: 9-14-04

Leah Balko
Radiochemistry Final Data Review — Date: 9/15/04

1

PARAGON ANALYTICS
Radiochemistry Data Package

Section 1

SAMPLE RESULTS SUMMARY

A summary report is not provided.

Please refer to the individual sample results data in Section 3.

2

PARAGON ANALYTICS

Radiochemistry Data Package

Section 2

QC RESULTS SUMMARY

Gamma Spectroscopy Results

PAI 713 Rev 8

Method Blank Results

Lab Name: Paragon Analytics
Work Order Number: 0408107
Client Name: New World Technologies
ClientProject ID: Ravenna GA00563

Lab ID: GS040827-1MB

Sample Matrix: SOIL
Prep SOP: PAI 739 Rev 8
Date Collected: 27-Aug-04
Date Prepared: 27-Aug-04
Date Analyzed: 02-Sep-04

Prep Batch: GS040827-1
QCBatchID: GS040827-1-1
Run ID: GS040827-1A
Count Time: 30 minutes

Final Aliquot: 500 g
Result Units: pCi/g
File Name: 042134D01A

Library: fanp

CASNO	Target Nuclide	Result +/- 2 s TPU	MDC	Lab Qualifier
14331-83-0	Ac-228	-0.08 +/- 0.17	0.36	U
14391-76-5	Ag-110m	0.006 +/- 0.029	0.055	U
14682-66-7	Al-26	0.006 +/- 0.034	0.075	U
14596-10-2	Am-241	-0.17 +/- 0.27	0.55	U
13966-02-4	Be-7	-0.07 +/- 0.26	0.53	U
14913-49-6	Bi-212	0.60 +/- 0.51	0.70	U
14733-03-0	Bi-214	0 +/- 0.095	0.178	U,J
13982-30-4	Ce-139	0.004 +/- 0.023	0.042	U
14762-78-8	Ce-144	0.01 +/- 0.16	0.29	U
14093-03-9	Co-56	0.035 +/- 0.061	0.106	U
13981-50-5	Co-57	-0.008 +/- 0.020	0.039	U
13981-38-9	Co-58	-0.001 +/- 0.035	0.071	U
10198-40-0	Co-60	-0.011 +/- 0.039	0.089	U
14392-02-0	Cr-51	0.06 +/- 0.23	0.41	U
13967-70-9	Cs-134	-0.021 +/- 0.044	0.088	U

Comments:

Qualifiers/Flags:

U - Result is less than the sample specific MDC or less than the associated TPU
Y1 - Chemical Yield is in control at 100-110%. Quantitative Yield is assumed.
Y2 - Chemical Yield outside default limits.
LT - Result is less than Requested MDC, greater than sample specific MDC.
SQ - Spectral quality prevents accurate quantitation.
SI - Nuclide identification and/or quantitation is tentative.
TI - Nuclide identification is tentative.
R - Nuclide has exceeded 8 halflives.
M - Requested MDC not met.
B - Analyte concentration greater than MDC.
B3 - Analyte concentration greater than MDC but less than Requested MDC.

Abbreviations:

TPU - Total Propagated Uncertainty (see PAI SOP 743)
MDC - Minimum Detectable Concentration (see PAI SOP 709)
BDL - Below Detection Limit

Data Package ID: *GSS0408107-1*

Gamma Spectroscopy Results

PAI 713 Rev 8

Method Blank Results

Lab Name: Paragon Analytics
Work Order Number: 0408107
Client Name: New World Technologies
ClientProject ID: Ravenna GA00563

Lab ID: GS040827-1MB

Sample Matrix: SOIL
Prep SOP: PAI 739 Rev 8
Date Collected: 27-Aug-04
Date Prepared: 27-Aug-04
Date Analyzed: 02-Sep-04

Prep Batch: GS040827-1
QCBatchID: GS040827-1-1
Run ID: GS040827-1A
Count Time: 30 minutes

Final Aliquot: 500 g
Result Units: pCi/g
File Name: 042134D01A

Library: fanp

CASNO	Target Nuclide	Result +/- 2 s TPU	MDC	Lab Qualifier
10045-97-3	Cs-137	-0.008 +/- 0.034	0.070	U
14683-23-9	Eu-152	-0.039 +/- 0.079	0.268	U
15585-10-1	Eu-154	0.21 +/- 0.20	0.28	U
14391-16-3	Eu-155	0.04 +/- 0.11	0.19	U
14596-12-4	Fe-59	-0.036 +/- 0.065	0.151	U
10043-66-0	I-131	0.020 +/- 0.036	0.061	U
13966-00-2	K-40	0.31 +/- 0.70	1.22	U
13966-31-9	Mn-54	0.005 +/- 0.040	0.076	U
13966-32-0	Na-22	-0.001 +/- 0.020	0.052	U
14681-63-1	Nb-94	0.008 +/- 0.039	0.072	U
13967-76-5	Nb-95	0.023 +/- 0.040	0.068	U
15100-28-4	Pa-234m	-6.3 +/- 6.5	15.7	U
15092-94-1	Pb-212	0.010 +/- 0.058	0.103	U
15067-28-4	Pb-214	0.062 +/- 0.086	0.142	U,J
13967-48-1	Ru-106	-0.07 +/- 0.37	0.73	U

Comments:

Qualifiers/Flags:

U - Result is less than the sample specific MDC or less than the associated TPU
Y1 - Chemical Yield is in control at 100-110%. Quantitative Yield is assumed.
Y2 - Chemical Yield outside default limits.
LT - Result is less than Requested MDC, greater than sample specific MDC.
SQ - Spectral quality prevents accurate quantitation.
SI - Nuclide identification and/or quantitation is tentative.
TI - Nuclide identification is tentative.
R - Nuclide has exceeded 8 halflives.
M - Requested MDC not met.
B - Analyte concentration greater than MDC.
B3 - Analyte concentration greater than MDC but less than Requested MDC.

Abbreviations:

TPU - Total Propagated Uncertainty (see PAI SOP 743)
MDC - Minimum Detectable Concentration (see PAI SOP 709)
BDL - Below Detection Limit

Data Package ID: *GSS0408107-1*

Gamma Spectroscopy Results

PAI 713 Rev 8

Method Blank Results

Lab Name: Paragon Analytics
Work Order Number: 0408107
Client Name: New World Technologies
ClientProject ID: Ravenna GA00563

Lab ID: GS040827-1MB

Sample Matrix: SOIL
Prep SOP: PAI 739 Rev 8
Date Collected: 27-Aug-04
Date Prepared: 27-Aug-04
Date Analyzed: 02-Sep-04

Prep Batch: GS040827-1
QCBatchID: GS040827-1-1
Run ID: GS040827-1A
Count Time: 30 minutes

Final Aliquot: 500 g
Result Units: pCi/g
File Name: 042134D01A

Library: fanp

CASNO	Target Nuclide	Result +/- 2 s TPU	MDC	Lab Qualifier
14683-10-4	Sb-124	-0.025 +/- 0.041	0.083	U
14234-35-6	Sb-125	-0.003 +/- 0.089	0.171	U
13967-63-0	Sc-46	0 +/- 0.039	0.077	U
15623-47-9	Th-227	-0.09 +/- 0.19	0.37	U
15065-10-8	Th-234	0.52 +/- 0.57	0.92	U
14913-50-9	Tl-208	0.031 +/- 0.042	0.069	U
15117-96-1	U-235	0 +/- 0.20	0.35	U
13982-39-3	Zn-65	0.010 +/- 0.053	0.112	U

Comments:

Qualifiers/Flags:

U - Result is less than the sample specific MDC or less than the associated TPU
Y1 - Chemical Yield is in control at 100-110%. Quantitative Yield is assumed.
Y2 - Chemical Yield outside default limits.
LT - Result is less than Requested MDC, greater than sample specific MDC.
SQ - Spectral quality prevents accurate quantitation.
SI - Nuclide identification and/or quantitation is tentative.
TI - Nuclide identification is tentative.
R - Nuclide has exceeded 8 halflives.
M - Requested MDC not met.
B - Analyte concentration greater than MDC.
B3 - Analyte concentration greater than MDC but less than Requested MDC.

Abbreviations:

TPU - Total Propagated Uncertainty (see PAI SOP 743)
MDC - Minimum Detectable Concentration (see PAI SOP 709)
BDL - Below Detection Limit

Data Package ID: *GSS0408107-1*

Gamma Spectroscopy Results

PAI 713 Rev 8

Laboratory Control Sample(s)

Lab Name: Paragon Analytics
Work Order Number: 0408107
Client Name: New World Technologies
ClientProject ID: Ravenna GA00563

Lab ID: GS040827-1LCS

Library: analytical

Sample Matrix: SOIL
Prep SOP: PAI 739 Rev 8
Date Collected: 27-Aug-04
Date Prepared: 27-Aug-04
Date Analyzed: 02-Sep-04

Prep Batch: GS040827-1
QCBatchID: GS040827-1-1
Run ID: GS040827-1A
Count Time: 30 minutes

Final Aliquot: 500 g
Result Units: pCi/g
File Name: 042135D01A

CASNO	Target Nuclide	Results +/- 2s TPU	MDC	Spike Added	% Rec	Control Limits	Lab Qualifier
14596-10-2	Am-241	192 +/- 23	7	212	90.6	85 - 115	P
10198-40-0	Co-60	108 +/- 13	1	116	92.6	85 - 115	P
10045-97-3	Cs-137	86 +/- 10	1	85.3	101	85 - 115	P

Comments:

Qualifiers/Flags:

U - Result is less than the sample specific MDC or less than the associated TPU
LT - Result is less than Requested MDC, greater than sample specific MDC.
Y1 - Chemical Yield is in control at 100-110%. Quantitative Yield is assumed.
Y2 - Chemical Yield outside default limits.
L - LCS Recovery below lower control limit.
H - LCS Recovery above upper control limit.
P - LCS Recovery within control limits.
M - The requested MDC was not met.
M3 - The requested MDC was not met, but thereported activity is greater than the reported MDC.

Abbreviations:

TPU - Total Propagated Uncertainty (see PAI SOP 743)
MDC - Minimum Detectable Concentration (see PAI SOP 709)

SQ - Spectral quality prevents accurate quantitation.
SI - Nuclide identification and/or quantitation is tentative.
TI - Nuclide identification is tentative.
R - Nuclide has exceeded 8 halflives.

Data Package ID: *GSS0408107-1*

Gamma Spectroscopy Results

PAI 713 Rev 8

Duplicate Sample Results (DER)

Lab Name: Paragon Analytics
Work Order Number: 0408107
Client Name: New World Technologies
ClientProject ID: Ravenna GA00563

Field ID: RR-21
Lab ID: 0408107-1DUP

Library: fanp

Sample Matrix: SOIL
Prep SOP: PAI 739 Rev 8
Date Collected: 06-Aug-04
Date Prepared: 27-Aug-04
Date Analyzed: 01-Sep-04

Prep Batch: GS040827-1
QCBatchID: GS040827-1-1
Run ID: GS040827-1A
Count Time: 30 minutes
Report Basis: Dry Weight

Final Aliquot: 250 g
Prep Basis: Dry Weight
Moisture(%): NA
Result Units: pCi/g
File Name: 042126D01A

CASNO	Analyte	Sample Result +/- 2s TPU	Duplicate Result +/- 2s TPU	DER	Control Limit	Lab Qualifiers
14331-83-0	Ac-228	1.13 +/- 0.43	1.21 +/- 0.50	0.12	2.13	G
14391-76-5	Ag-110m	-0.01 +/- 0.12	-0.04 +/- 0.19	0.15	2.13	U,G
14682-66-7	Al-26	-0.045 +/- 0.075	-0.035 +/- 0.095	0.08	2.13	U,G
14596-10-2	Am-241	0.09 +/- 0.18	1.2 +/- 1.0	1.04	2.13	U,G
13966-02-4	Be-7	-0.53 +/- 0.98	-0.5 +/- 1.2	0.04	2.13	U,G
14913-49-6	Bi-212	0.9 +/- 1.6	3.0 +/- 2.0	0.83	2.13	G,TI
14733-03-0	Bi-214	1.78 +/- 0.40	1.95 +/- 0.47	0.27	2.13	G,J
13982-30-4	Ce-139	-0.077 +/- 0.075	-0.019 +/- 0.094	0.49	2.13	U,G
14762-78-8	Ce-144	-0.14 +/- 0.39	0.41 +/- 0.58	0.79	2.13	U,G
14093-03-9	Co-56	0.30 +/- 0.26	0.17 +/- 0.27	0.35	2.13	U,G
13981-50-5	Co-57	-0.025 +/- 0.049	-0.026 +/- 0.077	0.01	2.13	U,G
13981-38-9	Co-58	-0.03 +/- 0.11	0.03 +/- 0.12	0.33	2.13	U,G
10198-40-0	Co-60	-0.07 +/- 0.11	-0.12 +/- 0.13	0.32	2.13	U,G
14392-02-0	Cr-51	0.58 +/- 0.94	2.4 +/- 1.5	1.00	2.13	G,TI
13967-70-9	Cs-134	0.009 +/- 0.093	-0.01 +/- 0.12	0.16	2.13	U,G
10045-97-3	Cs-137	0.49 +/- 0.16	0.39 +/- 0.17	0.42	2.13	G
14683-23-9	Eu-152	-0.19 +/- 0.48	0.82 +/- 0.68	1.22	2.13	U,G

Comments:

Duplicate Qualifiers/Flags:

U - Result is less than the sample specific MDC.
Y1 - Chemical Yield is in control at 100-110%. Quantitative yield is assumed.
Y2 - Chemical Yield outside default limits.
W - DER is greater than Warning Limit of 1.42
D - DER is greater than Control Limit of 2.13
LT - Result is less than Request MDC, greater than sample specific MDC
M - Requested MDC not met.
M3 - The requested MDC was not met, but the reported activity is greater than the reported MDC.
L - LCS Recovery below lower control limit.
H - LCS Recovery above upper control limit.
P - LCS, Matrix Spike Recovery within control limits.
N - Matrix Spike Recovery outside control limits
SQ - Spectral quality prevents accurate quantitation.
SI - Nuclide identification and/or quantitation is tentative.
TI - Nuclide identification is tentative.
R - Nuclide has exceeded 8 halflives.
G - Sample density differs by more than 15% of LCS density.

Abbreviations:

TPU - Total Propagated Uncertainty (see PAI SOP 743)
DER - Duplicate Error Ratio
BDL - Below Detection Limit
NR - Not Reported

Data Package ID: *GSS0408107-1*

Gamma Spectroscopy Results

PAI 713 Rev 8

Duplicate Sample Results (DER)

Lab Name: Paragon Analytics
Work Order Number: 0408107
Client Name: New World Technologies
ClientProject ID: Ravenna GA00563

Field ID: RR-21
Lab ID: 0408107-1DUP

Library: fanp

Sample Matrix: SOIL
Prep SOP: PAI 739 Rev 8
Date Collected: 06-Aug-04
Date Prepared: 27-Aug-04
Date Analyzed: 01-Sep-04

Prep Batch: GS040827-1
QCBatchID: GS040827-1-1
Run ID: GS040827-1A
Count Time: 30 minutes
Report Basis: Dry Weight

Final Aliquot: 250 g
Prep Basis: Dry Weight
Moisture(%): NA
Result Units: pCi/g
File Name: 042126D01A

15585-10-1	Eu-154	-0.47 +/- 0.56	0 +/- 0.65	0.55	2.13	U,G
14391-16-3	Eu-155	0.08 +/- 0.21	0.40 +/- 0.36	0.77	2.13	U,G
14596-12-4	Fe-59	-0.10 +/- 0.23	0.19 +/- 0.30	0.78	2.13	U,G
10043-66-0	I-131	-0.32 +/- 0.61	-0.08 +/- 0.96	0.21	2.13	U,G
13966-00-2	K-40	10.4 +/- 2.7	10.0 +/- 3.1	0.10	2.13	G
13966-31-9	Mn-54	0.025 +/- 0.094	-0.09 +/- 0.12	0.75	2.13	U,G
13966-32-0	Na-22	0 +/- 0.10	-0.08 +/- 0.13	0.49	2.13	U,G
14681-63-1	Nb-94	-0.050 +/- 0.097	-0.09 +/- 0.12	0.25	2.13	U,G
13967-76-5	Nb-95	0.01 +/- 0.14	-0.05 +/- 0.16	0.28	2.13	U,G
15100-28-4	Pa-234m	20 +/- 16	-2 +/- 20	0.83	2.13	U,G
15092-94-1	Pb-212	1.48 +/- 0.30	1.66 +/- 0.35	0.39	2.13	G
15067-28-4	Pb-214	2.08 +/- 0.37	2.14 +/- 0.40	0.10	2.13	G,J
13967-48-1	Ru-106	0.69 +/- 0.89	0.38 +/- 0.93	0.24	2.13	U,G
14683-10-4	Sb-124	-0.06 +/- 0.12	-0.07 +/- 0.15	0.04	2.13	U,G
14234-35-6	Sb-125	0.05 +/- 0.24	0.05 +/- 0.32	0.01	2.13	U,G
13967-63-0	Sc-46	-0.01 +/- 0.10	0.10 +/- 0.14	0.62	2.13	U,G
15623-47-9	Th-227	-0.12 +/- 0.67	-0.3 +/- 1.0	0.16	2.13	U,G
15065-10-8	Th-234	2.5 +/- 1.1	1.1 +/- 2.2	0.57	2.13	U,G
14913-50-9	Tl-208	0.38 +/- 0.16	0.53 +/- 0.19	0.60	2.13	G

Comments:

Duplicate Qualifiers/Flags:

U - Result is less than the sample specific MDC.
Y1 - Chemical Yield is in control at 100-110%. Quantitative yield is assumed.
Y2 - Chemical Yield outside default limits.
W - DER is greater than Warning Limit of 1.42
D - DER is greater than Control Limit of 2.13
LT - Result is less than Request MDC, greater than sample specific MDC
M - Requested MDC not met.
M3 - The requested MDC was not met, but the reported activity is greater than the reported MDC.
L - LCS Recovery below lower control limit.
H - LCS Recovery above upper control limit.
P - LCS, Matrix Spike Recovery within control limits.
N - Matrix Spike Recovery outside control limits

SQ - Spectral quality prevents accurate quantitation.
SI - Nuclide identification and/or quantitation is tentative.
TI - Nuclide Identification is tentative.
R - Nuclide has exceeded 8 halflives.
G - Sample density differs by more than 15% of LCS density.

Abbreviations:

TPU - Total Propagated Uncertainty (see PAI SOP 743)
DER - Duplicate Error Ratio
BDL - Below Detection Limit
NR - Not Reported

Data Package ID: *GSS0408107-1*

Gamma Spectroscopy Results

PAI 713 Rev 8

Duplicate Sample Results (DER)

Lab Name: Paragon Analytics
Work Order Number: 0408107
Client Name: New World Technologies
ClientProject ID: Ravenna GA00563

Field ID: RR-21
Lab ID: 0408107-1DUP

Library: fanp

Sample Matrix: SOIL
Prep SOP: PAI 739 Rev 8
Date Collected: 06-Aug-04
Date Prepared: 27-Aug-04
Date Analyzed: 01-Sep-04

Prep Batch: GS040827-1
QCBatchID: GS040827-1-1
Run ID: GS040827-1A
Count Time: 30 minutes
Report Basis: Dry Weight

Final Aliquot: 250 g
Prep Basis: Dry Weight
Moisture(%): NA
Result Units: pCi/g
File Name: 042126D01A

15117-96-1	U-235	-0.33 +/- 0.41	-0.12 +/- 0.64	0.27	2.13	U,G
13982-39-3	Zn-65	0.08 +/- 0.45	-0.52 +/- 0.38	1.00	2.13	U,G

Comments:

Duplicate Qualifiers/Flags:

U - Result is less than the sample specific MDC.
Y1 - Chemical Yield is in control at 100-110%. Quantitative yield is assumed.
Y2 - Chemical Yield outside default limits.
W - DER is greater than Warning Limit of 1.42
D - DER is greater than Control Limit of 2.13
LT - Result is less than Request MDC, greater than sample specific MDC
M - Requested MDC not met.
M3 - The requested MDC was not met, but the reported activity is greater than the reported MDC.
L - LCS Recovery below lower control limit.
H - LCS Recovery above upper control limit.
P - LCS, Matrix Spike Recovery within control limits.
N - Matrix Spike Recovery outside control limits

SQ - Spectral quality prevents accurate quantitation.
SI - Nuclide identification and/or quantitation is tentative.
TI - Nuclide identification is tentative.
R - Nuclide has exceeded 8 halflives.
G - Sample density differs by more than 15% of LCS density.

Abbreviations:

TPU - Total Propagated Uncertainty (see PAI SOP 743)
DER - Duplicate Error Ratio
BDL - Below Detection Limit
NR - Not Reported

Data Package ID: *GSS0408107-1*

PARAGON ANALYTICS
Radiochemistry Data Package

3

Section 3

INDIVIDUAL SAMPLE RESULTS

Gamma Spectroscopy Results

PAI 713 Rev 8

Sample Results

Lab Name: Paragon Analytics
Work Order Number: 0408107
Client Name: New World Technologies
ClientProject ID: Ravenna GA00563

Field ID: RR-21
Lab ID: 0408107-1

Library: fanp

Sample Matrix: SOIL
Prep SOP: PAI 739 Rev 8
Date Collected: 06-Aug-04
Date Prepared: 27-Aug-04
Date Analyzed: 30-Aug-04

Prep Batch: GS040827-1
QCBatchID: GS040827-1-1
Run ID: GS040827-1A
Count Time: 30 minutes
Report Basis: Dry Weight

Final Aliquot: 250 g
Prep Basis: Dry Weight
Moisture(%): NA
Result Units: pCi/g
File Name: 041481D08A

CASNO	Target Nuclide	Result +/- 2 s TPU	MDC	Lab Qualifier
14331-83-0	Ac-228	1.13 +/- 0.43	0.83	G
14391-76-5	Ag-110m	-0.01 +/- 0.12	0.22	U,G
14682-66-7	Al-26	-0.045 +/- 0.075	0.189	U,G
14596-10-2	Am-241	0.09 +/- 0.18	0.30	U,G
13966-02-4	Be-7	-0.53 +/- 0.98	1.90	U,G
14913-49-6	Bi-212	0.9 +/- 1.6	2.7	U,G
14733-03-0	Bi-214	1.78 +/- 0.40	0.36	G,J
13982-30-4	Ce-139	-0.077 +/- 0.075	0.143	U,G
14762-78-8	Ce-144	-0.14 +/- 0.39	0.72	U,G
14093-03-9	Co-56	0.30 +/- 0.26	0.40	U,G
13981-50-5	Co-57	-0.025 +/- 0.049	0.091	U,G
13981-38-9	Co-58	-0.03 +/- 0.11	0.22	U,G
10198-40-0	Co-60	-0.07 +/- 0.11	0.23	U,G
14392-02-0	Cr-51	0.58 +/- 0.94	1.57	U,G
13967-70-9	Cs-134	0.009 +/- 0.093	0.168	U,G

Comments:

Qualifiers/Flags:

U - Result is less than the sample specific MDC or less than the associated TPU

Y1 - Chemical Yield is in control at 100-110%. Quantitative Yield is assumed.

Y2 - Chemical Yield outside default limits.

LT - Result is less than Requested MDC, greater than sample specific MDC.

M3 - The requested MDC was not met, but the reported activity is greater than the reported MDC.

M - The requested MDC was not met.

SQ - Spectral quality prevents accurate quantitation.

SI - Nuclide identification and/or quantitation is tentative.

TI - Nuclide identification is tentative.

R - Nuclide has exceeded 8 halflives.

G - Sample density differs by more than 15% of LCS density.

Abbreviations:

TPU - Total Propagated Uncertainty (see PAI SOP 743)

MDC - Minimum Detectable Concentration (see PAI SOP 709)

BDL - Below Detection Limit

Data Package ID: *GSS0408107-1*

Gamma Spectroscopy Results

PAI 713 Rev 8

Sample Results

Lab Name: Paragon Analytics
Work Order Number: 0408107
Client Name: New World Technologies
ClientProject ID: Ravenna GA00563

Field ID: RR-21
Lab ID: 0408107-1

Library: fanp

Sample Matrix: SOIL
Prep SOP: PAI 739 Rev 8
Date Collected: 06-Aug-04
Date Prepared: 27-Aug-04
Date Analyzed: 30-Aug-04

Prep Batch: GS040827-1
QCBatchID: GS040827-1-1
Run ID: GS040827-1A
Count Time: 30 minutes
Report Basis: Dry Weight

Final Aliquot: 250 g
Prep Basis: Dry Weight
Moisture(%): NA
Result Units: pCi/g
File Name: 041481D08A

CASNO	Target Nuclide	Result +/- 2 s TPU	MDC	Lab Qualifier
10045-97-3	Cs-137	0.49 +/- 0.16	0.16	G
14683-23-9	Eu-152	-0.19 +/- 0.48	1.01	U,G
15585-10-1	Eu-154	-0.47 +/- 0.56	1.20	U,G
14391-16-3	Eu-155	0.08 +/- 0.21	0.36	U,G
14596-12-4	Fe-59	-0.10 +/- 0.23	0.48	U,G
10043-66-0	I-131	-0.32 +/- 0.61	1.19	U,G
13966-00-2	K-40	10.4 +/- 2.7	1.9	G
13966-31-9	Mn-54	0.025 +/- 0.094	0.169	U,G
13966-32-0	Na-22	0 +/- 0.10	0.20	U,G
14681-63-1	Nb-94	-0.050 +/- 0.097	0.191	U,G
13967-76-5	Nb-95	0.01 +/- 0.14	0.25	U,G
15100-28-4	Pa-234m	20 +/- 16	23	U,G
15092-94-1	Pb-212	1.48 +/- 0.30	0.23	G
15067-28-4	Pb-214	2.08 +/- 0.37	0.30	G,J
13967-48-1	Ru-106	0.69 +/- 0.89	1.46	U,G

Comments:

Qualifiers/Flags:

U - Result is less than the sample specific MDC or less than the associated TPU

Y1 - Chemical Yield is in control at 100-110%. Quantitative Yield is assumed.

Y2 - Chemical Yield outside default limits.

LT - Result is less than Requested MDC, greater than sample specific MDC.

M3 - The requested MDC was not met, but the reported activity is greater than the reported MDC.

M - The requested MDC was not met.

SQ - Spectral quality prevents accurate quantitation.

SI - Nuclide identification and/or quantitation is tentative.

TI - Nuclide identification is tentative.

R - Nuclide has exceeded 8 halflives.

G - Sample density differs by more than 15% of LCS density.

Abbreviations:

TPU - Total Propagated Uncertainty (see PAI SOP 743)

MDC - Minimum Detectable Concentration (see PAI SOP 709)

BDL - Below Detection Limit

Data Package ID: *GSS0408107-1*

Gamma Spectroscopy Results

PAI 713 Rev 8

Sample Results

Lab Name: Paragon Analytics
Work Order Number: 0408107
Client Name: New World Technologies
ClientProject ID: Ravenna GA00563

Field ID: RR-21
Lab ID: 0408107-1

Library: fanp

Sample Matrix: SOIL
Prep SOP: PAI 739 Rev 8
Date Collected: 06-Aug-04
Date Prepared: 27-Aug-04
Date Analyzed: 30-Aug-04

Prep Batch: GS040827-1
QCBatchID: GS040827-1-1
Run ID: GS040827-1A
Count Time: 30 minutes
Report Basis: Dry Weight

Final Aliquot: 250 g
Prep Basis: Dry Weight
Moisture(%): NA
Result Units: pCi/g
File Name: 041481D08A

CASNO	Target Nuclide	Result +/- 2 s TPU	MDC	Lab Qualifier
14683-10-4	Sb-124	-0.06 +/- 0.12	0.23	U,G
14234-35-6	Sb-125	0.05 +/- 0.24	0.43	U,G
13967-63-0	Sc-46	-0.01 +/- 0.10	0.20	U,G
15623-47-9	Th-227	-0.12 +/- 0.67	1.19	U,G
15065-10-8	Th-234	2.5 +/- 1.1	1.9	G
14913-50-9	Tl-208	0.38 +/- 0.16	0.20	G
15117-96-1	U-235	-0.33 +/- 0.41	0.77	U,G
13982-39-3	Zn-65	0.08 +/- 0.45	0.79	U,G

Comments:

Qualifiers/Flags:

U - Result is less than the sample specific MDC or less than the associated TPU

Y1 - Chemical Yield is in control at 100-110%. Quantitative Yield is assumed.

Y2 - Chemical Yield outside default limits.

LT - Result is less than Requested MDC, greater than sample specific MDC.

M3 - The requested MDC was not met, but the reported activity is greater than the reported MDC.

M - The requested MDC was not met.

SQ - Spectral quality prevents accurate quantitation.

SI - Nuclide identification and/or quantitation is tentative.

TI - Nuclide identification is tentative.

R - Nuclide has exceeded 8 halflives.

G - Sample density differs by more than 15% of LCS density.

Abbreviations:

TPU - Total Propagated Uncertainty (see PAI SOP 743)

MDC - Minimum Detectable Concentration (see PAI SOP 709)

BDL - Below Detection Limit

Data Package ID: *GSS0408107-1*

Gamma Spectroscopy Results

PAI 713 Rev 8

Sample Duplicate Results

Lab Name: Paragon Analytics
Work Order Number: 0408107
Client Name: New World Technologies
ClientProject ID: Ravenna GA00563

Field ID: RR-21
Lab ID: 0408107-1DUP

Library: fanp

Sample Matrix: SOIL
Prep SOP: PAI 739 Rev 8
Date Collected: 06-Aug-04
Date Prepared: 27-Aug-04
Date Analyzed: 01-Sep-04

Prep Batch: GS040827-1
QCBatchID: GS040827-1-1
Run ID: GS040827-1A
Count Time: 30 minutes
Report Basis: Dry Weight

Final Aliquot: 250 g
Prep Basis: Dry Weight
Moisture(%): NA
Result Units: pCi/g
File Name: 042126D01A

CASNO	Target Nuclide	Result +/- 2 s TPU	MDC	Lab Qualifier
14331-83-0	Ac-228	1.21 +/- 0.50	0.76	G
14391-76-5	Ag-110m	-0.04 +/- 0.19	0.34	U,G
14682-66-7	Al-26	-0.035 +/- 0.095	0.224	U,G
14596-10-2	Am-241	1.2 +/- 1.0	1.6	U,G
13966-02-4	Be-7	-0.5 +/- 1.2	2.3	U,G
14913-49-6	Bi-212	3.0 +/- 2.0	2.8	G,TI
14733-03-0	Bi-214	1.95 +/- 0.47	0.41	G,J
13982-30-4	Ce-139	-0.019 +/- 0.094	0.167	U,G
14762-78-8	Ce-144	0.41 +/- 0.58	0.95	U,G
14093-03-9	Co-56	0.17 +/- 0.27	0.45	U,G
13981-50-5	Co-57	-0.026 +/- 0.077	0.140	U,G
13981-38-9	Co-58	0.03 +/- 0.12	0.22	U,G
10198-40-0	Co-60	-0.12 +/- 0.13	0.28	U,G

Comments:

Qualifiers/Flags:

U - Result is less than the sample specific MDC or less than the associated TPU.
Y1 - Chemical Yield is in control at 100-110%. Quantitative yield is assumed.
Y2 - Chemical Yield outside default limits.
LT - Result is less than Requested MDC, greater than sample specific MDC.
M - The requested MDC was not met.
M3 - The requested MDC was not met, but thereported activity is greater than the reported MDC.
W - DER is greater than Warning Limit of 1.42
D - DER is greater than Control Limit of 2.13
SQ - Spectral quality prevents accurate quantitation.
SI - Nuclide identification and/or quantitation is tentative.
TI - Nuclide identification is tentative.
R - Nuclide has exceeded 8 halflives.
G - Sample density differs by more than 15% of LCS density.

Abbreviations:

TPU - Total Propagated Uncertainty (see PAI SOP 743)
MDC - Minimum Detectable Concentration (see PAI SOP 709)
BDL - Below Detection Limit

Data Package ID: *GSS0408107-1*

Gamma Spectroscopy Results

PAI 713 Rev 8

Sample Duplicate Results

Lab Name: Paragon Analytics
Work Order Number: 0408107
Client Name: New World Technologies
ClientProject ID: Ravenna GA00563

Field ID: RR-21
Lab ID: 0408107-1DUP

Library: fanp

Sample Matrix: SOIL
Prep SOP: PAI 739 Rev 8
Date Collected: 06-Aug-04
Date Prepared: 27-Aug-04
Date Analyzed: 01-Sep-04

Prep Batch: GS040827-1
QCBatchID: GS040827-1-1
Run ID: GS040827-1A
Count Time: 30 minutes
Report Basis: Dry Weight

Final Aliquot: 250 g
Prep Basis: Dry Weight
Moisture(%): NA
Result Units: pCi/g
File Name: 042126D01A

CASNO	Target Nuclide	Result +/- 2 s TPU	MDC	Lab Qualifier
14392-02-0	Cr-51	2.4 +/- 1.5	2.2	G,TI
13967-70-9	Cs-134	-0.01 +/- 0.12	0.22	U,G
10045-97-3	Cs-137	0.39 +/- 0.17	0.21	G
14683-23-9	Eu-152	0.82 +/- 0.68	0.98	U,G
15585-10-1	Eu-154	0 +/- 0.65	1.24	U,G
14391-16-3	Eu-155	0.40 +/- 0.36	0.57	U,G
14596-12-4	Fe-59	0.19 +/- 0.30	0.51	U,G
10043-66-0	I-131	-0.08 +/- 0.96	1.74	U,G
13966-00-2	K-40	10.0 +/- 3.1	3.1	G
13966-31-9	Mn-54	-0.09 +/- 0.12	0.24	U,G
13966-32-0	Na-22	-0.08 +/- 0.13	0.28	U,G
14681-63-1	Nb-94	-0.09 +/- 0.12	0.24	U,G
13967-76-5	Nb-95	-0.05 +/- 0.16	0.31	U,G

Comments:

Qualifiers/Flags:

U - Result is less than the sample specific MDC or less than the associated TPU.
Y1 - Chemical Yield is in control at 100-110%. Quantitative yield is assumed.
Y2 - Chemical Yield outside default limits.
LT - Result is less than Requested MDC, greater than sample specific MDC.
M - The requested MDC was not met.
M3 - The requested MDC was not met, but thereported activity is greater than the reported MDC.
W - DER is greater than Warning Limit of 1.42
D - DER is greater than Control Limit of 2.13

SQ - Spectral quality prevents accurate quantitation.
SI - Nuclide identification and/or quantitation is tentative.
TI - Nuclide identification is tentative.
R - Nuclide has exceeded 8 halflives.
G - Sample density differs by more than 15% of LCS density.

Abbreviations:

TPU - Total Propagated Uncertainty (see PAI SOP 743)
MDC - Minimum Detectable Concentration (see PAI SOP 709)
BDL - Below Detection Limit

Data Package ID: *GSS0408107-1*

Gamma Spectroscopy Results

PAI 713 Rev 8

Sample Duplicate Results

Lab Name: Paragon Analytics
Work Order Number: 0408107
Client Name: New World Technologies
ClientProject ID: Ravenna GA00563

Field ID: RR-21
Lab ID: 0408107-1DUP

Library: fanp

Sample Matrix: SOIL
Prep SOP: PAI 739 Rev 8
Date Collected: 06-Aug-04
Date Prepared: 27-Aug-04
Date Analyzed: 01-Sep-04

Prep Batch: GS040827-1
QCBatchID: GS040827-1-1
Run ID: GS040827-1A
Count Time: 30 minutes
Report Basis: Dry Weight

Final Aliquot: 250 g
Prep Basis: Dry Weight
Moisture(%): NA
Result Units: pCi/g
File Name: 042126D01A

CASNO	Target Nuclide	Result +/- 2 s TPU	MDC	Lab Qualifier
15100-28-4	Pa-234m	-2 +/- 20	38	U,G
15092-94-1	Pb-212	1.66 +/- 0.35	0.31	G
15067-28-4	Pb-214	2.14 +/- 0.40	0.37	G,J
13967-48-1	Ru-106	0.38 +/- 0.93	1.63	U,G
14683-10-4	Sb-124	-0.07 +/- 0.15	0.29	U,G
14234-35-6	Sb-125	0.05 +/- 0.32	0.56	U,G
13967-63-0	Sc-46	0.10 +/- 0.14	0.23	U,G
15623-47-9	Th-227	-0.3 +/- 1.0	1.8	U,G
15065-10-8	Th-234	1.1 +/- 2.2	3.6	U,G
14913-50-9	Tl-208	0.53 +/- 0.19	0.21	G
15117-96-1	U-235	-0.12 +/- 0.64	1.12	U,G
13982-39-3	Zn-65	-0.52 +/- 0.38	0.79	U,G

Comments:

Qualifiers/Flags:

U - Result is less than the sample specific MDC or less than the associated TPU.
Y1 - Chemical Yield is in control at 100-110%. Quantitative yield is assumed.
Y2 - Chemical Yield outside default limits.
LT - Result is less than Requested MDC, greater than sample specific MDC.
M - The requested MDC was not met.
M3 - The requested MDC was not met, but thereported activity is greater than the reported MDC.
W - DER is greater than Warning Limit of 1.42
D - DER is greater than Control Limit of 2.13
SQ - Spectral quality prevents accurate quantitation.
SI - Nuclide identification and/or quantitation is tentative.
TI - Nuclide identification is tentative.
R - Nuclide has exceeded 8 halflives.
G - Sample density differs by more than 15% of LCS density.

Abbreviations:

TPU - Total Propagated Uncertainty (see PAI SOP 743)
MDC - Minimum Detectable Concentration (see PAI SOP 709)
BDL - Below Detection Limit

Data Package ID: *GSS0408107-1*

Gamma Spectroscopy Results

PAI 713 Rev 8

Sample Results

Lab Name: Paragon Analytics
Work Order Number: 0408107
Client Name: New World Technologies
ClientProject ID: Ravenna GA00563

Field ID: RR-22
Lab ID: 0408107-2

Library: fanp

Sample Matrix: SOIL
Prep SOP: PAI 739 Rev 8
Date Collected: 06-Aug-04
Date Prepared: 27-Aug-04
Date Analyzed: 01-Sep-04

Prep Batch: GS040827-1
QCBatchID: GS040827-1-1
Run ID: GS040827-1A
Count Time: 30 minutes
Report Basis: Dry Weight

Final Aliquot: 276 g
Prep Basis: Dry Weight
Moisture(%): NA
Result Units: pCi/g
File Name: 041514D02A

CASNO	Target Nuclide	Result +/- 2 s TPU	MDC	Lab Qualifier
14331-83-0	Ac-228	1.73 +/- 0.43	0.66	G
14391-76-5	Ag-110m	-0.044 +/- 0.070	0.144	U,G
14682-66-7	Al-26	-0.033 +/- 0.073	0.167	U,G
14596-10-2	Am-241	0.41 +/- 0.61	1.02	U,G
13966-02-4	Be-7	0.37 +/- 0.83	1.44	U,G
14913-49-6	Bi-212	2.6 +/- 1.5	2.1	G
14733-03-0	Bi-214	1.67 +/- 0.35	0.29	G,J
13982-30-4	Ce-139	-0.060 +/- 0.061	0.116	U,G
14762-78-8	Ce-144	0.06 +/- 0.38	0.67	U,G
14093-03-9	Co-56	0.31 +/- 0.20	0.27	G,TI
13981-50-5	Co-57	-0.001 +/- 0.048	0.087	U,G
13981-38-9	Co-58	-0.030 +/- 0.087	0.174	U,G
10198-40-0	Co-60	0 +/- 0.065	0.131	U,G
14392-02-0	Cr-51	0.06 +/- 0.98	1.76	U,G
13967-70-9	Cs-134	0.059 +/- 0.071	0.115	U,G

Comments:

Qualifiers/Flags:

U - Result is less than the sample specific MDC or less than the associated TPU

Y1 - Chemical Yield is in control at 100-110%. Quantitative Yield is assumed.

Y2 - Chemical Yield outside default limits.

LT - Result is less than Requested MDC, greater than sample specific MDC.

M3 - The requested MDC was not met, but the reported activity is greater than the reported MDC.

M - The requested MDC was not met.

SQ - Spectral quality prevents accurate quantitation.

SI - Nuclide Identification and/or quantitation is tentative.

TI - Nuclide Identification is tentative.

R - Nuclide has exceeded 8 halflives.

G - Sample density differs by more than 15% of LCS density.

Abbreviations:

TPU - Total Propagated Uncertainty (see PAI SOP 743)

MDC - Minimum Detectable Concentration (see PAI SOP 709)

BDL - Below Detection Limit

Data Package ID: *GSS0408107-1*

Gamma Spectroscopy Results

PAI 713 Rev 8

Sample Results

Lab Name: Paragon Analytics
Work Order Number: 0408107
Client Name: New World Technologies
ClientProject ID: Ravenna GA00563

Field ID: RR-22
Lab ID: 0408107-2

Library: fanp

Sample Matrix: SOIL
Prep SOP: PAI 739 Rev 8
Date Collected: 06-Aug-04
Date Prepared: 27-Aug-04
Date Analyzed: 01-Sep-04

Prep Batch: GS040827-1
QCBatchID: GS040827-1-1
Run ID: GS040827-1A
Count Time: 30 minutes
Report Basis: Dry Weight

Final Aliquot: 276 g
Prep Basis: Dry Weight
Moisture(%): NA
Result Units: pCi/g
File Name: 041514D02A

CASNO	Target Nuclide	Result +/- 2 s TPU	MDC	Lab Qualifier
10045-97-3	Cs-137	0.38 +/- 0.13	0.14	G
14683-23-9	Eu-152	0.23 +/- 0.40	0.69	U,G
15585-10-1	Eu-154	0.04 +/- 0.38	0.73	U,G
14391-16-3	Eu-155	-0.13 +/- 0.23	0.42	U,G
14596-12-4	Fe-59	-0.01 +/- 0.23	0.44	U,G
10043-66-0	I-131	-0.29 +/- 0.68	1.29	U,G
13966-00-2	K-40	11.3 +/- 2.5	1.4	G
13966-31-9	Mn-54	0.019 +/- 0.080	0.145	U,G
13966-32-0	Na-22	-0.055 +/- 0.063	0.152	U,G
14681-63-1	Nb-94	0.016 +/- 0.079	0.142	U,G
13967-76-5	Nb-95	-0.03 +/- 0.12	0.23	U,G
15100-28-4	Pa-234m	-3 +/- 11	22	U,G
15092-94-1	Pb-212	1.93 +/- 0.34	0.24	G
15067-28-4	Pb-214	1.84 +/- 0.34	0.30	G,J
13967-48-1	Ru-106	0.28 +/- 0.72	1.26	U,G

Comments:

Qualifiers/Flags:

U - Result is less than the sample specific MDC or less than the associated TPU

Y1 - Chemical Yield is in control at 100-110%. Quantitative Yield is assumed.

Y2 - Chemical Yield outside default limits.

LT - Result is less than Requested MDC, greater than sample specific MDC.

M3 - The requested MDC was not met, but the reported activity is greater than the reported MDC.

M - The requested MDC was not met.

SQ - Spectral quality prevents accurate quantitation.

SI - Nuclide identification and/or quantitation is tentative.

TI - Nuclide identification is tentative.

R - Nuclide has exceeded 8 halflives.

G - Sample density differs by more than 15% of LCS density.

Abbreviations:

TPU - Total Propagated Uncertainty (see PAI SOP 743)

MDC - Minimum Detectable Concentration (see PAI SOP 709)

BDL - Below Detection Limit

Data Package ID: *GSS0408107-1*

Gamma Spectroscopy Results

PAI 713 Rev 8

Sample Results

Lab Name: Paragon Analytics
Work Order Number: 0408107
Client Name: New World Technologies
ClientProject ID: Ravenna GA00563

Field ID: RR-22
Lab ID: 0408107-2

Library: fanp

Sample Matrix: SOIL
Prep SOP: PAI 739 Rev 8
Date Collected: 06-Aug-04
Date Prepared: 27-Aug-04
Date Analyzed: 01-Sep-04

Prep Batch: GS040827-1
QCBatchID: GS040827-1-1
Run ID: GS040827-1A
Count Time: 30 minutes
Report Basis: Dry Weight

Final Aliquot: 276 g
Prep Basis: Dry Weight
Moisture(%): NA
Result Units: pCi/g
File Name: 041514D02A

CASNO	Target Nuclide	Result +/- 2 s TPU	MDC	Lab Qualifier
14683-10-4	Sb-124	0.063 +/- 0.093	0.154	U,G
14234-35-6	Sb-125	-0.02 +/- 0.18	0.34	U,G
13967-63-0	Sc-46	-0.093 +/- 0.085	0.190	U,G
15623-47-9	Th-227	2.2 +/- 8.7	14.3	U,G
15065-10-8	Th-234	2.2 +/- 1.5	2.3	U,G
14913-50-9	Tl-208	0.57 +/- 0.15	0.13	G
15117-96-1	U-235	0.29 +/- 0.39	0.63	U,G
13982-39-3	Zn-65	-0.01 +/- 0.21	0.39	U,G

Comments:

Qualifiers/Flags:

U - Result is less than the sample specific MDC or less than the associated TPU

Y1 - Chemical Yield is in control at 100-110%. Quantitative Yield is assumed.

Y2 - Chemical Yield outside default limits.

LT - Result is less than Requested MDC, greater than sample specific MDC.

M3 - The requested MDC was not met, but the reported activity is greater than the reported MDC.

M - The requested MDC was not met.

SQ - Spectral quality prevents accurate quantitation.

SI - Nuclide identification and/or quantitation is tentative.

TI - Nuclide identification is tentative.

R - Nuclide has exceeded 8 halflives.

G - Sample density differs by more than 15% of LCS density.

Abbreviations:

TPU - Total Propagated Uncertainty (see PAI SOP 743)

MDC - Minimum Detectable Concentration (see PAI SOP 709)

BDL - Below Detection Limit

Data Package ID: *GSS0408107-1*

Gamma Spectroscopy Results

PAI 713 Rev 8

Sample Results

Lab Name: Paragon Analytics
Work Order Number: 0408107
Client Name: New World Technologies
ClientProject ID: Ravenna GA00563

Field ID: RR-23
Lab ID: 0408107-3

Library: fanp

Sample Matrix: SOIL
Prep SOP: PAI 739 Rev 8
Date Collected: 06-Aug-04
Date Prepared: 27-Aug-04
Date Analyzed: 01-Sep-04

Prep Batch: GS040827-1
QCBatchID: GS040827-1-1
Run ID: GS040827-1A
Count Time: 30 minutes
Report Basis: Dry Weight

Final Aliquot: 259 g
Prep Basis: Dry Weight
Moisture(%): NA
Result Units: pCi/g
File Name: 041518D07A

CASNO	Target Nuclide	Result +/- 2 s TPU	MDC	Lab Qualifier
14331-83-0	Ac-228	1.19 +/- 0.46	0.71	G
14391-76-5	Ag-110m	-0.07 +/- 0.11	0.22	U,G
14682-66-7	Al-26	0.012 +/- 0.090	0.190	U,G
14596-10-2	Am-241	0.10 +/- 0.15	0.25	U,G
13966-02-4	Be-7	0.85 +/- 0.86	1.34	U,G
14913-49-6	Bi-212	2.8 +/- 1.5	1.8	G,TI
14733-03-0	Bi-214	1.28 +/- 0.35	0.37	G,J
13982-30-4	Ce-139	-0.018 +/- 0.074	0.134	U,G
14762-78-8	Ce-144	-0.13 +/- 0.43	0.79	U,G
14093-03-9	Co-56	0.20 +/- 0.26	0.42	U,G
13981-50-5	Co-57	-0.017 +/- 0.056	0.103	U,G
13981-38-9	Co-58	-0.03 +/- 0.11	0.22	U,G
10198-40-0	Co-60	-0.03 +/- 0.12	0.24	U,G
14392-02-0	Cr-51	-1.8 +/- 1.3	2.6	U,G
13967-70-9	Cs-134	-0.030 +/- 0.094	0.183	U,G

Comments:

Qualifiers/Flags:

U - Result is less than the sample specific MDC or less than the associated TPU

Y1 - Chemical Yield is in control at 100-110%. Quantitative Yield is assumed.

Y2 - Chemical Yield outside default limits.

LT - Result is less than Requested MDC, greater than sample specific MDC.

M3 - The requested MDC was not met, but the reported activity is greater than the reported MDC.

M - The requested MDC was not met.

SQ - Spectral quality prevents accurate quantitation.

SI - Nuclide Identification and/or quantitation is tentative.

TI - Nuclide identification is tentative.

R - Nuclide has exceeded 8 halflives.

G - Sample density differs by more than 15% of LCS density.

Abbreviations:

TPU - Total Propagated Uncertainty (see PAI SOP 743)

MDC - Minimum Detectable Concentration (see PAI SOP 709)

BDL - Below Detection Limit

Data Package ID: *GSS0408107-1*

Gamma Spectroscopy Results

PAI 713 Rev 8

Sample Results

Lab Name: Paragon Analytics
Work Order Number: 0408107
Client Name: New World Technologies
ClientProject ID: Ravenna GA00563

Field ID: RR-23
Lab ID: 0408107-3

Library: fanp

Sample Matrix: SOIL
Prep SOP: PAI 739 Rev 8
Date Collected: 06-Aug-04
Date Prepared: 27-Aug-04
Date Analyzed: 01-Sep-04

Prep Batch: GS040827-1
QCBatchID: GS040827-1-1
Run ID: GS040827-1A
Count Time: 30 minutes
Report Basis: Dry Weight

Final Aliquot: 259 g
Prep Basis: Dry Weight
Moisture(%): NA
Result Units: pCi/g
File Name: 041518D07A

CASNO	Target Nuclide	Result +/- 2 s TPU	MDC	Lab Qualifier
10045-97-3	Cs-137	0.05 +/- 0.10	0.18	U,G
14683-23-9	Eu-152	0.29 +/- 0.50	0.86	U,G
15585-10-1	Eu-154	-0.62 +/- 0.47	1.17	U,G
14391-16-3	Eu-155	0.11 +/- 0.21	0.36	U,G
14596-12-4	Fe-59	0.16 +/- 0.31	0.53	U,G
10043-66-0	I-131	0.26 +/- 0.77	1.35	U,G
13966-00-2	K-40	11.5 +/- 3.1	2.3	G
13966-31-9	Mn-54	-0.09 +/- 0.10	0.22	U,G
13966-32-0	Na-22	-0.07 +/- 0.13	0.27	U,G
14681-63-1	Nb-94	-0.10 +/- 0.11	0.22	U,G
13967-76-5	Nb-95	-0.22 +/- 0.15	0.32	U,G
15100-28-4	Pa-234m	6 +/- 12	23	U,G
15092-94-1	Pb-212	1.23 +/- 0.28	0.26	G
15067-28-4	Pb-214	1.52 +/- 0.32	0.37	G,J
13967-48-1	Ru-106	0.62 +/- 0.83	1.36	U,G

Comments:

Qualifiers/Flags:

U - Result is less than the sample specific MDC or less than the associated TPU

Y1 - Chemical Yield is in control at 100-110%. Quantitative Yield is assumed.

Y2 - Chemical Yield outside default limits.

LT - Result is less than Requested MDC, greater than sample specific MDC.

M3 - The requested MDC was not met, but the reported activity is greater than the reported MDC.

M - The requested MDC was not met.

SQ - Spectral quality prevents accurate quantitation.

SI - Nuclide identification and/or quantitation is tentative.

TI - Nuclide identification is tentative.

R - Nuclide has exceeded 8 halflives.

G - Sample density differs by more than 15% of LCS density.

Abbreviations:

TPU - Total Propagated Uncertainty (see PAI SOP 743)

MDC - Minimum Detectable Concentration (see PAI SOP 709)

BDL - Below Detection Limit

Data Package ID: *GSS0408107-1*

Gamma Spectroscopy Results

PAI 713 Rev 8

Sample Results

Lab Name: Paragon Analytics
Work Order Number: 0408107
Client Name: New World Technologies
ClientProject ID: Ravenna GA00563

Field ID: RR-23
Lab ID: 0408107-3

Library: fanp

Sample Matrix: SOIL
Prep SOP: PAI 739 Rev 8
Date Collected: 06-Aug-04
Date Prepared: 27-Aug-04
Date Analyzed: 01-Sep-04

Prep Batch: GS040827-1
QCBatchID: GS040827-1-1
Run ID: GS040827-1A
Count Time: 30 minutes
Report Basis: Dry Weight

Final Aliquot: 259 g
Prep Basis: Dry Weight
Moisture(%): NA
Result Units: pCi/g
File Name: 041518D07A

CASNO	Target Nuclide	Result +/- 2 s TPU	MDC	Lab Qualifier
14683-10-4	Sb-124	-0.06 +/- 0.13	0.25	U,G
14234-35-6	Sb-125	0.04 +/- 0.21	0.39	U,G
13967-63-0	Sc-46	0.01 +/- 0.10	0.20	U,G
15623-47-9	Th-227	0.27 +/- 0.46	0.77	U,G
15065-10-8	Th-234	1.5 +/- 1.3	2.1	U,G
14913-50-9	Tl-208	0.28 +/- 0.14	0.18	G
15117-96-1	U-235	0.04 +/- 0.48	0.85	U,G
13982-39-3	Zn-65	-0.16 +/- 0.25	0.54	U,G

Comments:

Qualifiers/Flags:

U - Result is less than the sample specific MDC or less than the associated TPU

Y1 - Chemical Yield is in control at 100-110%. Quantitative Yield is assumed.

Y2 - Chemical Yield outside default limits.

LT - Result is less than Requested MDC, greater than sample specific MDC.

M3 - The requested MDC was not met, but the reported activity is greater than the reported MDC.

M - The requested MDC was not met.

SQ - Spectral quality prevents accurate quantitation.

SI - Nuclide identification and/or quantitation is tentative.

TI - Nuclide identification is tentative.

R - Nuclide has exceeded 8 halflives.

G - Sample density differs by more than 15% of LCS density.

Abbreviations:

TPU - Total Propagated Uncertainty (see PAI SOP 743)

MDC - Minimum Detectable Concentration (see PAI SOP 709)

BDL - Below Detection Limit

Data Package ID: *GSS0408107-1*

Gamma Spectroscopy Results

PAI 713 Rev 8

Sample Results

Lab Name: Paragon Analytics
Work Order Number: 0408107
Client Name: New World Technologies
ClientProject ID: Ravenna GA00563

Field ID: RR-24
Lab ID: 0408107-4

Library: fanp

Sample Matrix: SOIL
Prep SOP: PAI 739 Rev 8
Date Collected: 06-Aug-04
Date Prepared: 27-Aug-04
Date Analyzed: 01-Sep-04

Prep Batch: GS040827-1
QCBatchID: GS040827-1-1
Run ID: GS040827-1A
Count Time: 30 minutes
Report Basis: Dry Weight

Final Aliquot: 289 g
Prep Basis: Dry Weight
Moisture(%): NA
Result Units: pCi/g
File Name: 041489D08A

CASNO	Target Nuclide	Result +/- 2 s TPU	MDC	Lab Qualifier
14331-83-0	Ac-228	1.30 +/- 0.47	0.63	G
14391-76-5	Ag-110m	-0.03 +/- 0.10	0.20	U,G
14682-66-7	Al-26	-0.056 +/- 0.073	0.184	U,G
14596-10-2	Am-241	-0.01 +/- 0.16	0.27	U,G
13966-02-4	Be-7	0.77 +/- 0.88	1.41	U,G
14913-49-6	Bi-212	1.1 +/- 1.2	1.9	U,G
14733-03-0	Bi-214	1.49 +/- 0.33	0.28	G,J
13982-30-4	Ce-139	-0.018 +/- 0.063	0.114	U,G
14762-78-8	Ce-144	0.18 +/- 0.38	0.64	U,G
14093-03-9	Co-56	0.16 +/- 0.23	0.37	U,G
13981-50-5	Co-57	-0.029 +/- 0.045	0.085	U,G
13981-38-9	Co-58	-0.19 +/- 0.11	0.24	U,G
10198-40-0	Co-60	0.013 +/- 0.089	0.169	U,G
14392-02-0	Cr-51	1.5 +/- 1.1	1.7	U,G
13967-70-9	Cs-134	0.008 +/- 0.080	0.146	U,G

Comments:

Qualifiers/Flags:

U - Result is less than the sample specific MDC or less than the associated TPU

Y1 - Chemical Yield is in control at 100-110%. Quantitative Yield is assumed.

Y2 - Chemical Yield outside default limits.

LT - Result is less than Requested MDC, greater than sample specific MDC.

M3 - The requested MDC was not met, but the reported activity is greater than the reported MDC.

M - The requested MDC was not met.

SQ - Spectral quality prevents accurate quantitation.

SI - Nuclide identification and/or quantitation is tentative.

TI - Nuclide identification is tentative.

R - Nuclide has exceeded 8 halflives.

G - Sample density differs by more than 15% of LCS density.

Abbreviations:

TPU - Total Propagated Uncertainty (see PAI SOP 743)

MDC - Minimum Detectable Concentration (see PAI SOP 709)

BDL - Below Detection Limit

Data Package ID: *GSS0408107-1*

Gamma Spectroscopy Results

PAI 713 Rev 8

Sample Results

Lab Name: Paragon Analytics
Work Order Number: 0408107
Client Name: New World Technologies
ClientProject ID: Ravenna GA00563

Field ID: RR-24
Lab ID: 0408107-4

Library: fanp

Sample Matrix: SOIL
Prep SOP: PAI 739 Rev 8
Date Collected: 06-Aug-04
Date Prepared: 27-Aug-04
Date Analyzed: 01-Sep-04

Prep Batch: GS040827-1
QCBatchID: GS040827-1-1
Run ID: GS040827-1A
Count Time: 30 minutes
Report Basis: Dry Weight

Final Aliquot: 289 g
Prep Basis: Dry Weight
Moisture(%): NA
Result Units: pCi/g
File Name: 041489D08A

CASNO	Target Nuclide	Result +/- 2 s TPU	MDC	Lab Qualifier
10045-97-3	Cs-137	0.39 +/- 0.13	0.14	G
14683-23-9	Eu-152	0.19 +/- 0.46	0.83	U,G
15585-10-1	Eu-154	-0.07 +/- 0.47	0.92	U,G
14391-16-3	Eu-155	0.15 +/- 0.18	0.28	U,G
14596-12-4	Fe-59	0.07 +/- 0.24	0.43	U,G
10043-66-0	I-131	-0.05 +/- 0.57	1.06	U,G
13966-00-2	K-40	10.6 +/- 2.6	1.9	G
13966-31-9	Mn-54	-0.037 +/- 0.096	0.186	U,G
13966-32-0	Na-22	0.002 +/- 0.089	0.173	U,G
14681-63-1	Nb-94	0.006 +/- 0.080	0.147	U,G
13967-76-5	Nb-95	0.03 +/- 0.11	0.19	U,G
15100-28-4	Pa-234m	16 +/- 14	21	U,G
15092-94-1	Pb-212	1.36 +/- 0.27	0.22	G
15067-28-4	Pb-214	1.93 +/- 0.34	0.29	G,J
13967-48-1	Ru-106	0.25 +/- 0.72	1.27	U,G

Comments:

Qualifiers/Flags:

U - Result is less than the sample specific MDC or less than the associated TPU

Y1 - Chemical Yield is in control at 100-110%. Quantitative Yield is assumed.

Y2 - Chemical Yield outside default limits.

LT - Result is less than Requested MDC, greater than sample specific MDC.

M3 - The requested MDC was not met, but the reported activity is greater than the reported MDC.

M - The requested MDC was not met.

SQ - Spectral quality prevents accurate quantitation.

SI - Nuclide identification and/or quantitation is tentative.

TI - Nuclide identification is tentative.

R - Nuclide has exceeded 8 halflives.

G - Sample density differs by more than 15% of LCS density.

Abbreviations:

TPU - Total Propagated Uncertainty (see PAI SOP 743)

MDC - Minimum Detectable Concentration (see PAI SOP 709)

BDL - Below Detection Limit

Data Package ID: *GSS0408107-1*

Gamma Spectroscopy Results

PAI 713 Rev 8

Sample Results

Lab Name: Paragon Analytics
Work Order Number: 0408107
Client Name: New World Technologies
ClientProject ID: Ravenna GA00563

Field ID: RR-24
Lab ID: 0408107-4

Library: fanp

Sample Matrix: SOIL
Prep SOP: PAI 739 Rev 8
Date Collected: 06-Aug-04
Date Prepared: 27-Aug-04
Date Analyzed: 01-Sep-04

Prep Batch: GS040827-1
QCBatchID: GS040827-1-1
Run ID: GS040827-1A
Count Time: 30 minutes
Report Basis: Dry Weight

Final Aliquot: 289 g
Prep Basis: Dry Weight
Moisture(%): NA
Result Units: pCi/g
File Name: 041489D08A

CASNO	Target Nuclide	Result +/- 2 s TPU	MDC	Lab Qualifier
14683-10-4	Sb-124	0.02 +/- 0.11	0.19	U,G
14234-35-6	Sb-125	0.14 +/- 0.21	0.34	U,G
13967-63-0	Sc-46	-0.06 +/- 0.10	0.21	U,G
15623-47-9	Th-227	-0.19 +/- 0.55	1.01	U,G
15065-10-8	Th-234	1.76 +/- 0.94	1.70	G
14913-50-9	Tl-208	0.42 +/- 0.15	0.17	G
15117-96-1	U-235	0.04 +/- 0.38	0.66	U,G
13982-39-3	Zn-65	-0.07 +/- 0.20	0.40	U,G

Comments:

Qualifiers/Flags:

U - Result is less than the sample specific MDC or less than the associated TPU

Y1 - Chemical Yield is in control at 100-110%. Quantitative Yield is assumed.

Y2 - Chemical Yield outside default limits.

LT - Result is less than Requested MDC, greater than sample specific MDC.

M3 - The requested MDC was not met, but the reported activity is greater than the reported MDC.

M - The requested MDC was not met.

SQ - Spectral quality prevents accurate quantitation.

SI - Nuclide identification and/or quantitation is tentative.

TI - Nuclide identification is tentative.

R - Nuclide has exceeded 8 halflives.

G - Sample density differs by more than 15% of LCS density.

Abbreviations:

TPU - Total Propagated Uncertainty (see PAI SOP 743)

MDC - Minimum Detectable Concentration (see PAI SOP 709)

BDL - Below Detection Limit

Data Package ID: *GSS0408107-1*

Gamma Spectroscopy Results

PAI 713 Rev 8

Sample Results

Lab Name: Paragon Analytics
Work Order Number: 0408107
Client Name: New World Technologies
ClientProject ID: Ravenna GA00563

Field ID: RR-25
Lab ID: 0408107-5

Library: fanp

Sample Matrix: SOIL
Prep SOP: PAI 739 Rev 8
Date Collected: 06-Aug-04
Date Prepared: 27-Aug-04
Date Analyzed: 01-Sep-04

Prep Batch: GS040827-1
QCBatchID: GS040827-1-1
Run ID: GS040827-1A
Count Time: 30 minutes
Report Basis: Dry Weight

Final Aliquot: 284 g
Prep Basis: Dry Weight
Moisture(%): NA
Result Units: pCi/g
File Name: 042127D01A

CASNO	Target Nuclide	Result +/- 2 s TPU	MDC	Lab Qualifier
14331-83-0	Ac-228	1.58 +/- 0.52	0.68	G
14391-76-5	Ag-110m	0.07 +/- 0.18	0.29	U,G
14682-66-7	Al-26	-0.01 +/- 0.11	0.22	U,G
14596-10-2	Am-241	-0.17 +/- 0.80	1.45	U,G
13966-02-4	Be-7	-0.1 +/- 1.0	1.9	U,G
14913-49-6	Bi-212	3.0 +/- 1.7	2.2	G,TI
14733-03-0	Bi-214	1.77 +/- 0.41	0.38	G,J
13982-30-4	Ce-139	-0.032 +/- 0.084	0.151	U,G
14762-78-8	Ce-144	0.04 +/- 0.55	0.95	U,G
14093-03-9	Co-56	0.32 +/- 0.27	0.40	U,G
13981-50-5	Co-57	-0.031 +/- 0.067	0.123	U,G
13981-38-9	Co-58	0.01 +/- 0.12	0.22	U,G
10198-40-0	Co-60	-0.02 +/- 0.11	0.22	U,G
14392-02-0	Cr-51	0.1 +/- 1.1	2.0	U,G
13967-70-9	Cs-134	0.1 +/- 1.0	1.7	U,G

Comments:

Qualifiers/Flags:

U - Result is less than the sample specific MDC or less than the associated TPU

Y1 - Chemical Yield is in control at 100-110%. Quantitative Yield is assumed.

Y2 - Chemical Yield outside default limits.

LT - Result is less than Requested MDC, greater than sample specific MDC.

M3 - The requested MDC was not met, but the reported activity is greater than the reported MDC.

M - The requested MDC was not met.

SQ - Spectral quality prevents accurate quantitation.

SI - Nuclide identification and/or quantitation is tentative.

TI - Nuclide identification is tentative.

R - Nuclide has exceeded 8 halflives.

G - Sample density differs by more than 15% of LCS density.

Abbreviations:

TPU - Total Propagated Uncertainty (see PAI SOP 743)

MDC - Minimum Detectable Concentration (see PAI SOP 709)

BDL - Below Detection Limit

Data Package ID: *GSS0408107-1*

Gamma Spectroscopy Results

PAI 713 Rev 8

Sample Results

Lab Name: Paragon Analytics
Work Order Number: 0408107
Client Name: New World Technologies
ClientProject ID: Ravenna GA00563

Field ID: RR-25
Lab ID: 0408107-5

Library: fanp

Sample Matrix: SOIL
Prep SOP: PAI 739 Rev 8
Date Collected: 06-Aug-04
Date Prepared: 27-Aug-04
Date Analyzed: 01-Sep-04

Prep Batch: GS040827-1
QCBatchID: GS040827-1-1
Run ID: GS040827-1A
Count Time: 30 minutes
Report Basis: Dry Weight

Final Aliquot: 284 g
Prep Basis: Dry Weight
Moisture(%): NA
Result Units: pCi/g
File Name: 042127D01A

CASNO	Target Nuclide	Result +/- 2 s TPU	MDC	Lab Qualifier
10045-97-3	Cs-137	0.68 +/- 0.19	0.19	G
14683-23-9	Eu-152	0.63 +/- 0.51	0.70	U,G
15585-10-1	Eu-154	0.05 +/- 0.58	1.09	U,G
14391-16-3	Eu-155	0.10 +/- 0.31	0.52	U,G
14596-12-4	Fe-59	0.17 +/- 0.25	0.42	U,G
10043-66-0	I-131	0.04 +/- 0.92	1.63	U,G
13966-00-2	K-40	7.9 +/- 2.6	2.8	G
13966-31-9	Mn-54	0.09 +/- 0.11	0.18	U,G
13966-32-0	Na-22	0.060 +/- 0.099	0.168	U,G
14681-63-1	Nb-94	-0.03 +/- 0.10	0.20	U,G
13967-76-5	Nb-95	-0.03 +/- 0.13	0.25	U,G
15100-28-4	Pa-234m	11 +/- 19	32	U,G
15092-94-1	Pb-212	1.28 +/- 0.28	0.26	G
15067-28-4	Pb-214	2.22 +/- 0.39	0.32	G,J
13967-48-1	Ru-106	-0.67 +/- 0.81	1.68	U,G

Comments:

Qualifiers/Flags:

U - Result is less than the sample specific MDC or less than the associated TPU

Y1 - Chemical Yield is in control at 100-110%. Quantitative Yield is assumed.

Y2 - Chemical Yield outside default limits.

LT - Result is less than Requested MDC, greater than sample specific MDC.

M3 - The requested MDC was not met, but the reported activity is greater than the reported MDC.

M - The requested MDC was not met.

SQ - Spectral quality prevents accurate quantitation.

SI - Nuclide identification and/or quantitation is tentative.

TI - Nuclide identification is tentative.

R - Nuclide has exceeded 8 halflives.

G - Sample density differs by more than 15% of LCS density.

Abbreviations:

TPU - Total Propagated Uncertainty (see PAI SOP 743)

MDC - Minimum Detectable Concentration (see PAI SOP 709)

BDL - Below Detection Limit

Data Package ID: *GSS0408107-1*

Gamma Spectroscopy Results

PAI 713 Rev 8

Sample Results

Lab Name: Paragon Analytics
Work Order Number: 0408107
Client Name: New World Technologies
ClientProject ID: Ravenna GA00563

Field ID: RR-25
Lab ID: 0408107-5

Library: fanp

Sample Matrix: SOIL
Prep SOP: PAI 739 Rev 8
Date Collected: 06-Aug-04
Date Prepared: 27-Aug-04
Date Analyzed: 01-Sep-04

Prep Batch: GS040827-1
QCBatchID: GS040827-1-1
Run ID: GS040827-1A
Count Time: 30 minutes
Report Basis: Dry Weight

Final Aliquot: 284 g
Prep Basis: Dry Weight
Moisture(%): NA
Result Units: pCi/g
File Name: 042127D01A

CASNO	Target Nuclide	Result +/- 2 s TPU	MDC	Lab Qualifier
14683-10-4	Sb-124	0.04 +/- 0.13	0.23	U,G
14234-35-6	Sb-125	0.05 +/- 0.24	0.43	U,G
13967-63-0	Sc-46	-0.05 +/- 0.11	0.23	U,G
15623-47-9	Th-227	-0.86 +/- 0.84	1.58	U,G
15065-10-8	Th-234	4.7 +/- 2.5	3.7	G,TI
14913-50-9	Tl-208	0.27 +/- 0.13	0.17	G
15117-96-1	U-235	0.39 +/- 0.55	0.91	U,G
13982-39-3	Zn-65	0.25 +/- 0.49	0.83	U,G

Comments:

Qualifiers/Flags:

U - Result is less than the sample specific MDC or less than the associated TPU

Y1 - Chemical Yield is in control at 100-110%. Quantitative Yield is assumed.

Y2 - Chemical Yield outside default limits.

LT - Result is less than Requested MDC, greater than sample specific MDC.

M3 - The requested MDC was not met, but the reported activity is greater than the reported MDC.

M - The requested MDC was not met.

SQ - Spectral quality prevents accurate quantitation.

SI - Nuclide identification and/or quantitation is tentative.

TI - Nuclide identification is tentative.

R - Nuclide has exceeded 8 halflives.

G - Sample density differs by more than 15% of LCS density.

Abbreviations:

TPU - Total Propagated Uncertainty (see PAI SOP 743)

MDC - Minimum Detectable Concentration (see PAI SOP 709)

BDL - Below Detection Limit

Data Package ID: *GSS0408107-1*

Gamma Spectroscopy Results

PAI 713 Rev 8

Sample Results

Lab Name: Paragon Analytics
Work Order Number: 0408107
Client Name: New World Technologies
ClientProject ID: Ravenna GA00563

Field ID: RR-26
Lab ID: 0408107-6

Library: fanp

Sample Matrix: SOIL
Prep SOP: PAI 739 Rev 8
Date Collected: 06-Aug-04
Date Prepared: 27-Aug-04
Date Analyzed: 01-Sep-04

Prep Batch: GS040827-1
QCBatchID: GS040827-1-1
Run ID: GS040827-1A
Count Time: 30 minutes
Report Basis: Dry Weight

Final Aliquot: 270 g
Prep Basis: Dry Weight
Moisture(%): NA
Result Units: pCi/g
File Name: 041515D02A

CASNO	Target Nuclide	Result +/- 2 s TPU	MDC	Lab Qualifier
14331-83-0	Ac-228	1.06 +/- 0.33	0.54	G
14391-76-5	Ag-110m	0.032 +/- 0.056	0.096	U,G
14682-66-7	Al-26	0.024 +/- 0.034	0.032	U,G
14596-10-2	Am-241	-0.36 +/- 0.57	1.10	U,G
13966-02-4	Be-7	0.10 +/- 0.70	1.29	U,G
14913-49-6	Bi-212	0.7 +/- 1.4	2.4	U,G
14733-03-0	Bi-214	1.47 +/- 0.33	0.28	G,J
13982-30-4	Ce-139	-0.044 +/- 0.058	0.110	U,G
14762-78-8	Ce-144	0.12 +/- 0.39	0.67	U,G
14093-03-9	Co-56	0.20 +/- 0.20	0.32	U,G
13981-50-5	Co-57	0.015 +/- 0.050	0.086	U,G
13981-38-9	Co-58	0.021 +/- 0.094	0.172	U,G
10198-40-0	Co-60	0.019 +/- 0.076	0.143	U,G
14392-02-0	Cr-51	0.31 +/- 0.97	1.69	U,G
13967-70-9	Cs-134	0.055 +/- 0.064	0.104	U,G

Comments:

Qualifiers/Flags:

U - Result is less than the sample specific MDC or less than the associated TPU

Y1 - Chemical Yield is in control at 100-110%. Quantitative Yield is assumed.

Y2 - Chemical Yield outside default limits.

LT - Result is less than Requested MDC, greater than sample specific MDC.

M3 - The requested MDC was not met, but the reported activity is greater than the reported MDC.

M - The requested MDC was not met.

SQ - Spectral quality prevents accurate quantitation.

SI - Nuclide identification and/or quantitation is tentative.

TI - Nuclide identification is tentative.

R - Nuclide has exceeded 8 halflives.

G - Sample density differs by more than 15% of LCS density.

Abbreviations:

TPU - Total Propagated Uncertainty (see PAI SOP 743)

MDC - Minimum Detectable Concentration (see PAI SOP 709)

BDL - Below Detection Limit

Data Package ID: *GSS0408107-1*

Gamma Spectroscopy Results

PAI 713 Rev 8

Sample Results

Lab Name: Paragon Analytics
Work Order Number: 0408107
Client Name: New World Technologies
ClientProject ID: Ravenna GA00563

Field ID: RR-26
Lab ID: 0408107-6

Library: fanp

Sample Matrix: SOIL
Prep SOP: PAI 739 Rev 8
Date Collected: 06-Aug-04
Date Prepared: 27-Aug-04
Date Analyzed: 01-Sep-04

Prep Batch: GS040827-1
QCBatchID: GS040827-1-1
Run ID: GS040827-1A
Count Time: 30 minutes
Report Basis: Dry Weight

Final Aliquot: 270 g
Prep Basis: Dry Weight
Moisture(%): NA
Result Units: pCi/g
File Name: 041515D02A

CASNO	Target Nuclide	Result +/- 2 s TPU	MDC	Lab Qualifier
10045-97-3	Cs-137	0.43 +/- 0.13	0.11	G
14683-23-9	Eu-152	0.23 +/- 0.43	0.74	U,G
15585-10-1	Eu-154	0.21 +/- 0.41	0.71	U,G
14391-16-3	Eu-155	-0.08 +/- 0.21	0.39	U,G
14596-12-4	Fe-59	0.11 +/- 0.24	0.42	U,G
10043-66-0	I-131	-0.28 +/- 0.68	1.28	U,G
13966-00-2	K-40	11.1 +/- 2.6	1.9	G
13966-31-9	Mn-54	0.064 +/- 0.072	0.115	U,G
13966-32-0	Na-22	0.019 +/- 0.079	0.147	U,G
14681-63-1	Nb-94	-0.029 +/- 0.085	0.162	U,G
13967-76-5	Nb-95	0.07 +/- 0.11	0.15	U,G
15100-28-4	Pa-234m	-5 +/- 13	26	U,G
15092-94-1	Pb-212	1.13 +/- 0.26	0.25	G
15067-28-4	Pb-214	1.73 +/- 0.32	0.26	G,J
13967-48-1	Ru-106	0.11 +/- 0.58	1.08	U,G

Comments:

Qualifiers/Flags:

U - Result is less than the sample specific MDC or less than the associated TPU

Y1 - Chemical Yield is in control at 100-110%. Quantitative Yield is assumed.

Y2 - Chemical Yield outside default limits.

LT - Result is less than Requested MDC, greater than sample specific MDC.

M3 - The requested MDC was not met, but the reported activity is greater than the reported MDC.

M - The requested MDC was not met.

SQ - Spectral quality prevents accurate quantitation.

SI - Nuclide identification and/or quantitation is tentative.

TI - Nuclide identification is tentative.

R - Nuclide has exceeded 8 halflives.

G - Sample density differs by more than 15% of LCS density.

Abbreviations:

TPU - Total Propagated Uncertainty (see PAI SOP 743)

MDC - Minimum Detectable Concentration (see PAI SOP 709)

BDL - Below Detection Limit

Data Package ID: *GSS0408107-1*

Gamma Spectroscopy Results

PAI 713 Rev 8

Sample Results

Lab Name: Paragon Analytics
Work Order Number: 0408107
Client Name: New World Technologies
ClientProject ID: Ravenna GA00563

Field ID: RR-26
Lab ID: 0408107-6

Library: fanp

Sample Matrix: SOIL
Prep SOP: PAI 739 Rev 8
Date Collected: 06-Aug-04
Date Prepared: 27-Aug-04
Date Analyzed: 01-Sep-04

Prep Batch: GS040827-1
QCBatchID: GS040827-1-1
Run ID: GS040827-1A
Count Time: 30 minutes
Report Basis: Dry Weight

Final Aliquot: 270 g
Prep Basis: Dry Weight
Moisture(%): NA
Result Units: pCi/g
File Name: 041515D02A

CASNO	Target Nuclide	Result +/- 2 s TPU	MDC	Lab Qualifier
14683-10-4	Sb-124	0 +/- 0.084	0.157	U,G
14234-35-6	Sb-125	0.09 +/- 0.21	0.36	U,G
13967-63-0	Sc-46	-0.009 +/- 0.062	0.130	U,G
15623-47-9	Th-227	-0.32 +/- 0.58	1.09	U,G
15065-10-8	Th-234	0.8 +/- 1.7	2.8	U,G
14913-50-9	Tl-208	0.41 +/- 0.13	0.14	G
15117-96-1	U-235	-0.19 +/- 0.35	0.66	U,G
13982-39-3	Zn-65	-0.05 +/- 0.36	0.65	U,G

Comments:

Qualifiers/Flags:

U - Result is less than the sample specific MDC or less than the associated TPU

Y1 - Chemical Yield is in control at 100-110%. Quantitative Yield is assumed.

Y2 - Chemical Yield outside default limits.

LT - Result is less than Requested MDC, greater than sample specific MDC.

M3 - The requested MDC was not met, but the reported activity is greater than the reported MDC.

M - The requested MDC was not met.

SQ - Spectral quality prevents accurate quantitation.

SI - Nuclide identification and/or quantitation is tentative.

TI - Nuclide identification is tentative.

R - Nuclide has exceeded 8 halflives.

G - Sample density differs by more than 15% of LCS density.

Abbreviations:

TPU - Total Propagated Uncertainty (see PAI SOP 743)

MDC - Minimum Detectable Concentration (see PAI SOP 709)

BDL - Below Detection Limit

Data Package ID: *GSS0408107-1*

Gamma Spectroscopy Results

PAI 713 Rev 8

Sample Results

Lab Name: Paragon Analytics
Work Order Number: 0408107
Client Name: New World Technologies
ClientProject ID: Ravenna GA00563

Field ID: RR-27
Lab ID: 0408107-7

Library: fanp

Sample Matrix: SOIL
Prep SOP: PAI 739 Rev 8
Date Collected: 06-Aug-04
Date Prepared: 27-Aug-04
Date Analyzed: 01-Sep-04

Prep Batch: GS040827-1
QCBatchID: GS040827-1-1
Run ID: GS040827-1A
Count Time: 30 minutes
Report Basis: Dry Weight

Final Aliquot: 287 g
Prep Basis: Dry Weight
Moisture(%): NA
Result Units: pCi/g
File Name: 041519D07A

CASNO	Target Nuclide	Result +/- 2 s TPU	MDC	Lab Qualifier
14331-83-0	Ac-228	0.65 +/- 0.28	0.45	LT,G
14391-76-5	Ag-110m	0.04 +/- 0.10	0.17	U,G
14682-66-7	Al-26	-0.006 +/- 0.074	0.171	U,G
14596-10-2	Am-241	0.01 +/- 0.14	0.25	U,G
13966-02-4	Be-7	0.28 +/- 0.92	1.64	U,G
14913-49-6	Bi-212	1.0 +/- 1.1	1.7	U,G
14733-03-0	Bi-214	1.44 +/- 0.35	0.29	G,J
13982-30-4	Ce-139	0.017 +/- 0.061	0.106	U,G
14762-78-8	Ce-144	-0.12 +/- 0.40	0.73	U,G
14093-03-9	Co-56	0.23 +/- 0.22	0.34	U,G
13981-50-5	Co-57	0.025 +/- 0.056	0.095	U,G
13981-38-9	Co-58	-0.02 +/- 0.11	0.21	U,G
10198-40-0	Co-60	0.013 +/- 0.078	0.156	U,G
14392-02-0	Cr-51	0.1 +/- 1.1	2.0	U,G
13967-70-9	Cs-134	0.020 +/- 0.070	0.127	U,G

Comments:

Qualifiers/Flags:

U - Result is less than the sample specific MDC or less than the associated TPU

Y1 - Chemical Yield is in control at 100-110%. Quantitative Yield is assumed.

Y2 - Chemical Yield outside default limits.

LT - Result is less than Requested MDC, greater than sample specific MDC.

M3 - The requested MDC was not met, but the reported activity is greater than the reported MDC.

M - The requested MDC was not met.

SQ - Spectral quality prevents accurate quantitation.

SI - Nuclide identification and/or quantitation is tentative.

TI - Nuclide identification is tentative.

R - Nuclide has exceeded 8 halflives.

G - Sample density differs by more than 15% of LCS density.

Abbreviations:

TPU - Total Propagated Uncertainty (see PAI SOP 743)

MDC - Minimum Detectable Concentration (see PAI SOP 709)

BDL - Below Detection Limit

Data Package ID: *GSS0408107-1*

Gamma Spectroscopy Results

PAI 713 Rev 8

Sample Results

Lab Name: Paragon Analytics
Work Order Number: 0408107
Client Name: New World Technologies
ClientProject ID: Ravenna GA00563

Field ID: RR-27
Lab ID: 0408107-7

Library: fanp

Sample Matrix: SOIL
Prep SOP: PAI 739 Rev 8
Date Collected: 06-Aug-04
Date Prepared: 27-Aug-04
Date Analyzed: 01-Sep-04

Prep Batch: GS040827-1
QCBatchID: GS040827-1-1
Run ID: GS040827-1A
Count Time: 30 minutes
Report Basis: Dry Weight

Final Aliquot: 287 g
Prep Basis: Dry Weight
Moisture(%): NA
Result Units: pCi/g
File Name: 041519D07A

CASNO	Target Nuclide	Result +/- 2 s TPU	MDC	Lab Qualifier
10045-97-3	Cs-137	0.49 +/- 0.18	0.20	G
14683-23-9	Eu-152	-0.13 +/- 0.26	0.70	U,G
15585-10-1	Eu-154	0.45 +/- 0.57	0.93	U,G
14391-16-3	Eu-155	0.14 +/- 0.18	0.30	U,G
14596-12-4	Fe-59	0.07 +/- 0.21	0.40	U,G
10043-66-0	I-131	0.18 +/- 0.58	1.03	U,G
13966-00-2	K-40	7.0 +/- 2.3	1.9	G
13966-31-9	Mn-54	0.054 +/- 0.087	0.147	U,G
13966-32-0	Na-22	-0.013 +/- 0.098	0.200	U,G
14681-63-1	Nb-94	-0.003 +/- 0.076	0.146	U,G
13967-76-5	Nb-95	0.10 +/- 0.12	0.19	U,G
15100-28-4	Pa-234m	-2 +/- 15	30	U,G
15092-94-1	Pb-212	0.78 +/- 0.21	0.21	G
15067-28-4	Pb-214	1.00 +/- 0.24	0.27	G,J
13967-48-1	Ru-106	0.07 +/- 0.68	1.28	U,G

Comments:

Qualifiers/Flags:

U - Result is less than the sample specific MDC or less than the associated TPU

Y1 - Chemical Yield is in control at 100-110%. Quantitative Yield is assumed.

Y2 - Chemical Yield outside default limits.

LT - Result is less than Requested MDC, greater than sample specific MDC.

M3 - The requested MDC was not met, but the reported activity is greater than the reported MDC.

M - The requested MDC was not met.

SQ - Spectral quality prevents accurate quantitation.

SI - Nuclide identification and/or quantitation is tentative.

TI - Nuclide identification is tentative.

R - Nuclide has exceeded 8 halflives.

G - Sample density differs by more than 15% of LCS density.

Abbreviations:

TPU - Total Propagated Uncertainty (see PAI SOP 743)

MDC - Minimum Detectable Concentration (see PAI SOP 709)

BDL - Below Detection Limit

Data Package ID: *GSS0408107-1*

Gamma Spectroscopy Results

PAI 713 Rev 8

Sample Results

Lab Name: Paragon Analytics
Work Order Number: 0408107
Client Name: New World Technologies
ClientProject ID: Ravenna GA00563

Field ID: RR-27
Lab ID: 0408107-7

Library: fanp

Sample Matrix: SOIL
Prep SOP: PAI 739 Rev 8
Date Collected: 06-Aug-04
Date Prepared: 27-Aug-04
Date Analyzed: 01-Sep-04

Prep Batch: GS040827-1
QCBatchID: GS040827-1-1
Run ID: GS040827-1A
Count Time: 30 minutes
Report Basis: Dry Weight

Final Aliquot: 287 g
Prep Basis: Dry Weight
Moisture(%): NA
Result Units: pCi/g
File Name: 041519D07A

CASNO	Target Nuclide	Result +/- 2 s TPU	MDC	Lab Qualifier
14683-10-4	Sb-124	0.053 +/- 0.086	0.146	U,G
14234-35-6	Sb-125	-0.12 +/- 0.16	0.35	U,G
13967-63-0	Sc-46	-0.01 +/- 0.12	0.22	U,G
15623-47-9	Th-227	-0.31 +/- 0.39	0.77	U,G
15065-10-8	Th-234	1.6 +/- 1.3	2.0	U,G
14913-50-9	Tl-208	0.24 +/- 0.13	0.17	G
15117-96-1	U-235	-0.04 +/- 0.35	0.64	U,G
13982-39-3	Zn-65	0.39 +/- 0.48	0.78	U,G

Comments:

Qualifiers/Flags:

U - Result is less than the sample specific MDC or less than the associated TPU

Y1 - Chemical Yield is in control at 100-110%. Quantitative Yield is assumed.

Y2 - Chemical Yield outside default limits.

LT - Result is less than Requested MDC, greater than sample specific MDC.

M3 - The requested MDC was not met, but the reported activity is greater than the reported MDC.

M - The requested MDC was not met.

SQ - Spectral quality prevents accurate quantitation.

SI - Nuclide identification and/or quantitation is tentative.

TI - Nuclide identification is tentative.

R - Nuclide has exceeded 8 halflives.

G - Sample density differs by more than 15% of LCS density.

Abbreviations:

TPU - Total Propagated Uncertainty (see PAI SOP 743)

MDC - Minimum Detectable Concentration (see PAI SOP 709)

BDL - Below Detection Limit

Data Package ID: *GSS0408107-1*

Gamma Spectroscopy Results

PAI 713 Rev 8

Sample Results

Lab Name: Paragon Analytics
Work Order Number: 0408107
Client Name: New World Technologies
ClientProject ID: Ravenna GA00563

Field ID: RR-28
Lab ID: 0408107-8

Library: fanp

Sample Matrix: SOIL
Prep SOP: PAI 739 Rev 8
Date Collected: 06-Aug-04
Date Prepared: 27-Aug-04
Date Analyzed: 01-Sep-04

Prep Batch: GS040827-1
QCBatchID: GS040827-1-1
Run ID: GS040827-1A
Count Time: 30 minutes
Report Basis: Dry Weight

Final Aliquot: 268 g
Prep Basis: Dry Weight
Moisture(%): NA
Result Units: pCi/g
File Name: 041490D08A

CASNO	Target Nuclide	Result +/- 2 s TPU	MDC	Lab Qualifier
14331-83-0	Ac-228	0.94 +/- 0.37	0.54	LT,G
14391-76-5	Ag-110m	0.03 +/- 0.13	0.23	U,G
14682-66-7	Al-26	0.023 +/- 0.061	0.118	U,G
14596-10-2	Am-241	0.19 +/- 0.15	0.23	U,G
13966-02-4	Be-7	-0.38 +/- 0.86	1.68	U,G
14913-49-6	Bi-212	1.1 +/- 1.4	2.2	U,G
14733-03-0	Bi-214	1.33 +/- 0.33	0.33	G,J
13982-30-4	Ce-139	0.035 +/- 0.064	0.107	U,G
14762-78-8	Ce-144	-0.20 +/- 0.38	0.71	U,G
14093-03-9	Co-56	0.13 +/- 0.24	0.40	U,G
13981-50-5	Co-57	0.009 +/- 0.044	0.078	U,G
13981-38-9	Co-58	-0.009 +/- 0.094	0.184	U,G
10198-40-0	Co-60	0.040 +/- 0.078	0.138	U,G
14392-02-0	Cr-51	0.2 +/- 1.0	1.8	U,G
13967-70-9	Cs-134	0.035 +/- 0.082	0.143	U,G

Comments:

Qualifiers/Flags:

U - Result is less than the sample specific MDC or less than the associated TPU

Y1 - Chemical Yield is in control at 100-110%. Quantitative Yield is assumed.

Y2 - Chemical Yield outside default limits.

LT - Result is less than Requested MDC, greater than sample specific MDC.

M3 - The requested MDC was not met, but the reported activity is greater than the reported MDC.

M - The requested MDC was not met.

SQ - Spectral quality prevents accurate quantitation.

SI - Nuclide identification and/or quantitation is tentative.

TI - Nuclide identification is tentative.

R - Nuclide has exceeded 8 halflives.

G - Sample density differs by more than 15% of LCS density.

Abbreviations:

TPU - Total Propagated Uncertainty (see PAI SOP 743)

MDC - Minimum Detectable Concentration (see PAI SOP 709)

BDL - Below Detection Limit

Data Package ID: *GSS0408107-1*

Gamma Spectroscopy Results

PAI 713 Rev 8

Sample Results

Lab Name: Paragon Analytics
Work Order Number: 0408107
Client Name: New World Technologies
ClientProject ID: Ravenna GA00563

Field ID: RR-28
Lab ID: 0408107-8

Library: fanp

Sample Matrix: SOIL
Prep SOP: PAI 739 Rev 8
Date Collected: 06-Aug-04
Date Prepared: 27-Aug-04
Date Analyzed: 01-Sep-04

Prep Batch: GS040827-1
QCBatchID: GS040827-1-1
Run ID: GS040827-1A
Count Time: 30 minutes
Report Basis: Dry Weight

Final Aliquot: 268 g
Prep Basis: Dry Weight
Moisture(%): NA
Result Units: pCi/g
File Name: 041490D08A

CASNO	Target Nuclide	Result +/- 2 s TPU	MDC	Lab Qualifier
10045-97-3	Cs-137	0.48 +/- 0.16	0.16	G
14683-23-9	Eu-152	0.07 +/- 0.37	0.71	U,G
15585-10-1	Eu-154	0.18 +/- 0.43	0.76	U,G
14391-16-3	Eu-155	0.07 +/- 0.18	0.31	U,G
14596-12-4	Fe-59	0.05 +/- 0.20	0.37	U,G
10043-66-0	I-131	0.27 +/- 0.60	1.04	U,G
13966-00-2	K-40	13.2 +/- 3.0	1.9	G
13966-31-9	Mn-54	-0.039 +/- 0.082	0.168	U,G
13966-32-0	Na-22	-0.030 +/- 0.095	0.195	U,G
14681-63-1	Nb-94	-0.066 +/- 0.096	0.190	U,G
13967-76-5	Nb-95	-0.07 +/- 0.12	0.23	U,G
15100-28-4	Pa-234m	-4 +/- 15	29	U,G
15092-94-1	Pb-212	1.30 +/- 0.27	0.22	G
15067-28-4	Pb-214	1.42 +/- 0.29	0.30	G,J
13967-48-1	Ru-106	0.72 +/- 0.80	1.28	U,G

Comments:

Qualifiers/Flags:

U - Result is less than the sample specific MDC or less than the associated TPU

Y1 - Chemical Yield is in control at 100-110%. Quantitative Yield is assumed.

Y2 - Chemical Yield outside default limits.

LT - Result is less than Requested MDC, greater than sample specific MDC.

M3 - The requested MDC was not met, but the reported activity is greater than the reported MDC.

M - The requested MDC was not met.

SQ - Spectral quality prevents accurate quantitation.

SI - Nuclide identification and/or quantitation is tentative.

TI - Nuclide identification is tentative.

R - Nuclide has exceeded 8 halflives.

G - Sample density differs by more than 15% of LCS density.

Abbreviations:

TPU - Total Propagated Uncertainty (see PAI SOP 743)

MDC - Minimum Detectable Concentration (see PAI SOP 709)

BDL - Below Detection Limit

Data Package ID: *GSS0408107-1*

Gamma Spectroscopy Results

PAI 713 Rev 8

Sample Results

Lab Name: Paragon Analytics
Work Order Number: 0408107
Client Name: New World Technologies
ClientProject ID: Ravenna GA00563

Field ID: RR-28
Lab ID: 0408107-8

Library: fanp

Sample Matrix: SOIL
Prep SOP: PAI 739 Rev 8
Date Collected: 06-Aug-04
Date Prepared: 27-Aug-04
Date Analyzed: 01-Sep-04

Prep Batch: GS040827-1
QCBatchID: GS040827-1-1
Run ID: GS040827-1A
Count Time: 30 minutes
Report Basis: Dry Weight

Final Aliquot: 268 g
Prep Basis: Dry Weight
Moisture(%): NA
Result Units: pCi/g
File Name: 041490D08A

CASNO	Target Nuclide	Result +/- 2 s TPU	MDC	Lab Qualifier
14683-10-4	Sb-124	0.01 +/- 0.11	0.20	U,G
14234-35-6	Sb-125	0.09 +/- 0.21	0.36	U,G
13967-63-0	Sc-46	0.019 +/- 0.097	0.180	U,G
15623-47-9	Th-227	-0.14 +/- 0.58	1.06	U,G
15065-10-8	Th-234	1.4 +/- 1.3	2.1	U,G
14913-50-9	Tl-208	0.39 +/- 0.13	0.13	G
15117-96-1	U-235	0 +/- 0.36	0.65	U,G
13982-39-3	Zn-65	-0.13 +/- 0.42	0.77	U,G

Comments:

Qualifiers/Flags:

U - Result is less than the sample specific MDC or less than the associated TPU

Y1 - Chemical Yield is in control at 100-110%. Quantitative Yield is assumed.

Y2 - Chemical Yield outside default limits.

LT - Result is less than Requested MDC, greater than sample specific MDC.

M3 - The requested MDC was not met, but the reported activity is greater than the reported MDC.

M - The requested MDC was not met.

SQ - Spectral quality prevents accurate quantitation.

SI - Nuclide identification and/or quantitation is tentative.

TI - Nuclide identification is tentative.

R - Nuclide has exceeded 8 halflives.

G - Sample density differs by more than 15% of LCS density.

Abbreviations:

TPU - Total Propagated Uncertainty (see PAI SOP 743)

MDC - Minimum Detectable Concentration (see PAI SOP 709)

BDL - Below Detection Limit

Data Package ID: *GSS0408107-1*

Gamma Spectroscopy Results

PAI 713 Rev 8

Sample Results

Lab Name: Paragon Analytics
Work Order Number: 0408107
Client Name: New World Technologies
ClientProject ID: Ravenna GA00563

Field ID: RR-29
Lab ID: 0408107-9

Library: fanp

Sample Matrix: SOIL
Prep SOP: PAI 739 Rev 8
Date Collected: 06-Aug-04
Date Prepared: 27-Aug-04
Date Analyzed: 02-Sep-04

Prep Batch: GS040827-1
QCBatchID: GS040827-1-1
Run ID: GS040827-1A
Count Time: 30 minutes
Report Basis: Dry Weight

Final Aliquot: 269 g
Prep Basis: Dry Weight
Moisture(%): NA
Result Units: pCi/g
File Name: 042132D01A

CASNO	Target Nuclide	Result +/- 2 s TPU	MDC	Lab Qualifier
14331-83-0	Ac-228	1.17 +/- 0.48	0.88	G
14391-76-5	Ag-110m	-0.09 +/- 0.10	0.21	U,G
14682-66-7	Al-26	-0.011 +/- 0.077	0.178	U,G
14596-10-2	Am-241	-0.30 +/- 0.81	1.48	U,G
13966-02-4	Be-7	0.60 +/- 0.99	1.68	U,G
14913-49-6	Bi-212	0.5 +/- 1.5	2.6	U,G
14733-03-0	Bi-214	1.02 +/- 0.34	0.37	G,J
13982-30-4	Ce-139	-0.034 +/- 0.081	0.148	U,G
14762-78-8	Ce-144	-0.04 +/- 0.48	0.86	U,G
14093-03-9	Co-56	0.25 +/- 0.26	0.41	U,G
13981-50-5	Co-57	-0.054 +/- 0.065	0.123	U,G
13981-38-9	Co-58	0.01 +/- 0.11	0.21	U,G
10198-40-0	Co-60	-0.05 +/- 0.12	0.25	U,G
14392-02-0	Cr-51	-0.7 +/- 1.3	2.4	U,G
13967-70-9	Cs-134	-0.06 +/- 0.15	0.28	U,G

Comments:

Qualifiers/Flags:

U - Result is less than the sample specific MDC or less than the associated TPU

Y1 - Chemical Yield is in control at 100-110%. Quantitative Yield is assumed.

Y2 - Chemical Yield outside default limits.

LT - Result is less than Requested MDC, greater than sample specific MDC.

M3 - The requested MDC was not met, but the reported activity is greater than the reported MDC.

M - The requested MDC was not met.

SQ - Spectral quality prevents accurate quantitation.

SI - Nuclide identification and/or quantitation is tentative.

TI - Nuclide identification is tentative.

R - Nuclide has exceeded 8 halflives.

G - Sample density differs by more than 15% of LCS density.

Abbreviations:

TPU - Total Propagated Uncertainty (see PAI SOP 743)

MDC - Minimum Detectable Concentration (see PAI SOP 709)

BDL - Below Detection Limit

Data Package ID: *GSS0408107-1*

Gamma Spectroscopy Results

PAI 713 Rev 8

Sample Results

Lab Name: Paragon Analytics
Work Order Number: 0408107
Client Name: New World Technologies
ClientProject ID: Ravenna GA00563

Field ID: RR-29
Lab ID: 0408107-9

Library: fanp

Sample Matrix: SOIL
Prep SOP: PAI 739 Rev 8
Date Collected: 06-Aug-04
Date Prepared: 27-Aug-04
Date Analyzed: 02-Sep-04

Prep Batch: GS040827-1
QCBatchID: GS040827-1-1
Run ID: GS040827-1A
Count Time: 30 minutes
Report Basis: Dry Weight

Final Aliquot: 269 g
Prep Basis: Dry Weight
Moisture(%): NA
Result Units: pCi/g
File Name: 042132D01A

CASNO	Target Nuclide	Result +/- 2 s TPU	MDC	Lab Qualifier
10045-97-3	Cs-137	0.10 +/- 0.10	0.16	U,G
14683-23-9	Eu-152	-0.41 +/- 0.51	1.16	U,G
15585-10-1	Eu-154	-0.33 +/- 0.57	1.18	U,G
14391-16-3	Eu-155	-0.15 +/- 0.30	0.54	U,G
14596-12-4	Fe-59	0 +/- 0.30	0.57	U,G
10043-66-0	I-131	-0.07 +/- 0.83	1.52	U,G
13966-00-2	K-40	12.8 +/- 3.2	2.6	G
13966-31-9	Mn-54	-0.03 +/- 0.12	0.23	U,G
13966-32-0	Na-22	-0.10 +/- 0.11	0.25	U,G
14681-63-1	Nb-94	-0.04 +/- 0.10	0.20	U,G
13967-76-5	Nb-95	-0.07 +/- 0.14	0.28	U,G
15100-28-4	Pa-234m	0 +/- 17	33	U,G
15092-94-1	Pb-212	1.41 +/- 0.29	0.24	G
15067-28-4	Pb-214	1.55 +/- 0.32	0.31	G,J
13967-48-1	Ru-106	0.07 +/- 0.89	1.64	U,G

Comments:

Qualifiers/Flags:

U - Result is less than the sample specific MDC or less than the associated TPU

Y1 - Chemical Yield is in control at 100-110%. Quantitative Yield is assumed.

Y2 - Chemical Yield outside default limits.

LT - Result is less than Requested MDC, greater than sample specific MDC.

M3 - The requested MDC was not met, but the reported activity is greater than the reported MDC.

M - The requested MDC was not met.

SQ - Spectral quality prevents accurate quantitation.

SI - Nuclide identification and/or quantitation is tentative.

TI - Nuclide identification is tentative.

R - Nuclide has exceeded 8 halflives.

G - Sample density differs by more than 15% of LCS density.

Abbreviations:

TPU - Total Propagated Uncertainty (see PAI SOP 743)

MDC - Minimum Detectable Concentration (see PAI SOP 709)

BDL - Below Detection Limit

Data Package ID: *GSS0408107-1*

Gamma Spectroscopy Results

PAI 713 Rev 8

Sample Results

Lab Name: Paragon Analytics
Work Order Number: 0408107
Client Name: New World Technologies
ClientProject ID: Ravenna GA00563

Field ID: RR-29
Lab ID: 0408107-9

Library: fanp

Sample Matrix: SOIL
Prep SOP: PAI 739 Rev 8
Date Collected: 06-Aug-04
Date Prepared: 27-Aug-04
Date Analyzed: 02-Sep-04

Prep Batch: GS040827-1
QCBatchID: GS040827-1-1
Run ID: GS040827-1A
Count Time: 30 minutes
Report Basis: Dry Weight

Final Aliquot: 269 g
Prep Basis: Dry Weight
Moisture(%): NA
Result Units: pCi/g
File Name: 042132D01A

CASNO	Target Nuclide	Result +/- 2 s TPU	MDC	Lab Qualifier
14683-10-4	Sb-124	0.09 +/- 0.14	0.23	U,G
14234-35-6	Sb-125	0.10 +/- 0.26	0.45	U,G
13967-63-0	Sc-46	-0.01 +/- 0.13	0.24	U,G
15623-47-9	Th-227	-1.20 +/- 0.76	1.53	U,G
15065-10-8	Th-234	0.8 +/- 1.8	3.0	U,G
14913-50-9	Tl-208	0.43 +/- 0.15	0.16	G
15117-96-1	U-235	-0.14 +/- 0.57	1.01	U,G
13982-39-3	Zn-65	-0.45 +/- 0.33	0.70	U,G

Comments:

Qualifiers/Flags:

U - Result is less than the sample specific MDC or less than the associated TPU

Y1 - Chemical Yield is in control at 100-110%. Quantitative Yield is assumed.

Y2 - Chemical Yield outside default limits.

LT - Result is less than Requested MDC, greater than sample specific MDC.

M3 - The requested MDC was not met, but the reported activity is greater than the reported MDC.

M - The requested MDC was not met.

SQ - Spectral quality prevents accurate quantitation.

SI - Nuclide identification and/or quantitation is tentative.

TI - Nuclide identification is tentative.

R - Nuclide has exceeded 8 halflives.

G - Sample density differs by more than 15% of LCS density.

Abbreviations:

TPU - Total Propagated Uncertainty (see PAI SOP 743)

MDC - Minimum Detectable Concentration (see PAI SOP 709)

BDL - Below Detection Limit

Data Package ID: *GSS0408107-1*

Gamma Spectroscopy Results

PAI 713 Rev 8

Sample Results

Lab Name: Paragon Analytics
Work Order Number: 0408107
Client Name: New World Technologies
ClientProject ID: Ravenna GA00563

Field ID: RR-30
Lab ID: 0408107-10

Library: fanp

Sample Matrix: SOIL
Prep SOP: PAI 739 Rev 8
Date Collected: 06-Aug-04
Date Prepared: 27-Aug-04
Date Analyzed: 02-Sep-04

Prep Batch: GS040827-1
QCBatchID: GS040827-1-1
Run ID: GS040827-1A
Count Time: 30 minutes
Report Basis: Dry Weight

Final Aliquot: 300 g
Prep Basis: Dry Weight
Moisture(%): NA
Result Units: pCi/g
File Name: 042133D01A

CASNO	Target Nuclide	Result +/- 2 s TPU	MDC	Lab Qualifier
14331-83-0	Ac-228	1.03 +/- 0.40	0.74	G
14391-76-5	Ag-110m	-0.03 +/- 0.16	0.28	U,G
14682-66-7	Al-26	0.039 +/- 0.070	0.124	U,G
14596-10-2	Am-241	-0.18 +/- 0.81	1.46	U,G
13966-02-4	Be-7	0.19 +/- 0.95	1.70	U,G
14913-49-6	Bi-212	0.8 +/- 1.5	2.5	U,G
14733-03-0	Bi-214	1.08 +/- 0.33	0.34	G,J
13982-30-4	Ce-139	0.028 +/- 0.070	0.118	U,G
14762-78-8	Ce-144	-0.28 +/- 0.44	0.82	U,G
14093-03-9	Co-56	0.26 +/- 0.24	0.37	U,G
13981-50-5	Co-57	-0.024 +/- 0.063	0.114	U,G
13981-38-9	Co-58	0.048 +/- 0.096	0.167	U,G
10198-40-0	Co-60	0.023 +/- 0.095	0.177	U,G
14392-02-0	Cr-51	-0.3 +/- 1.2	2.1	U,G
13967-70-9	Cs-134	0.073 +/- 0.098	0.162	U,G

Comments:

Qualifiers/Flags:

U - Result is less than the sample specific MDC or less than the associated TPU

Y1 - Chemical Yield is in control at 100-110%. Quantitative Yield is assumed.

Y2 - Chemical Yield outside default limits.

LT - Result is less than Requested MDC, greater than sample specific MDC.

M3 - The requested MDC was not met, but the reported activity is greater than the reported MDC.

M - The requested MDC was not met.

SQ - Spectral quality prevents accurate quantitation.

SI - Nuclide identification and/or quantitation is tentative.

TI - Nuclide identification is tentative.

R - Nuclide has exceeded 8 halflives.

G - Sample density differs by more than 15% of LCS density.

Abbreviations:

TPU - Total Propagated Uncertainty (see PAI SOP 743)

MDC - Minimum Detectable Concentration (see PAI SOP 709)

BDL - Below Detection Limit

Data Package ID: *GSS0408107-1*

Gamma Spectroscopy Results

PAI 713 Rev 8

Sample Results

Lab Name: Paragon Analytics
Work Order Number: 0408107
Client Name: New World Technologies
ClientProject ID: Ravenna GA00563

Field ID: RR-30
Lab ID: 0408107-10

Library: fanp

Sample Matrix: SOIL
Prep SOP: PAI 739 Rev 8
Date Collected: 06-Aug-04
Date Prepared: 27-Aug-04
Date Analyzed: 02-Sep-04

Prep Batch: GS040827-1
QCBatchID: GS040827-1-1
Run ID: GS040827-1A
Count Time: 30 minutes
Report Basis: Dry Weight

Final Aliquot: 300 g
Prep Basis: Dry Weight
Moisture(%): NA
Result Units: pCi/g
File Name: 042133D01A

CASNO	Target Nuclide	Result +/- 2 s TPU	MDC	Lab Qualifier
10045-97-3	Cs-137	0.22 +/- 0.12	0.16	G
14683-23-9	Eu-152	0.20 +/- 0.38	0.67	U,G
15585-10-1	Eu-154	0 +/- 0.47	0.90	U,G
14391-16-3	Eu-155	0.01 +/- 0.27	0.47	U,G
14596-12-4	Fe-59	-0.08 +/- 0.27	0.55	U,G
10043-66-0	I-131	-0.17 +/- 0.77	1.44	U,G
13966-00-2	K-40	14.9 +/- 3.4	2.6	G
13966-31-9	Mn-54	-0.04 +/- 0.11	0.21	U,G
13966-32-0	Na-22	-0.07 +/- 0.12	0.26	U,G
14681-63-1	Nb-94	-0.049 +/- 0.089	0.176	U,G
13967-76-5	Nb-95	-0.029 +/- 0.090	0.183	U,G
15100-28-4	Pa-234m	0 +/- 14	27	U,G
15092-94-1	Pb-212	1.29 +/- 0.28	0.26	G
15067-28-4	Pb-214	1.11 +/- 0.26	0.32	G,J
13967-48-1	Ru-106	0.19 +/- 0.78	1.40	U,G

Comments:

Qualifiers/Flags:

U - Result is less than the sample specific MDC or less than the associated TPU

Y1 - Chemical Yield is in control at 100-110%. Quantitative Yield is assumed.

Y2 - Chemical Yield outside default limits.

LT - Result is less than Requested MDC, greater than sample specific MDC.

M3 - The requested MDC was not met, but the reported activity is greater than the reported MDC.

M - The requested MDC was not met.

SQ - Spectral quality prevents accurate quantitation.

SI - Nuclide identification and/or quantitation is tentative.

TI - Nuclide identification is tentative.

R - Nuclide has exceeded 8 halflives.

G - Sample density differs by more than 15% of LCS density.

Abbreviations:

TPU - Total Propagated Uncertainty (see PAI SOP 743)

MDC - Minimum Detectable Concentration (see PAI SOP 709)

BDL - Below Detection Limit

Data Package ID: *GSS0408107-1*

Gamma Spectroscopy Results

PAI 713 Rev 8

Sample Results

Lab Name: Paragon Analytics
Work Order Number: 0408107
Client Name: New World Technologies
ClientProject ID: Ravenna GA00563

Field ID: RR-30
Lab ID: 0408107-10

Library: fanp

Sample Matrix: SOIL
Prep SOP: PAI 739 Rev 8
Date Collected: 06-Aug-04
Date Prepared: 27-Aug-04
Date Analyzed: 02-Sep-04

Prep Batch: GS040827-1
QCBatchID: GS040827-1-1
Run ID: GS040827-1A
Count Time: 30 minutes
Report Basis: Dry Weight

Final Aliquot: 300 g
Prep Basis: Dry Weight
Moisture(%): NA
Result Units: pCi/g
File Name: 042133D01A

CASNO	Target Nuclide	Result +/- 2 s TPU	MDC	Lab Qualifier
14683-10-4	Sb-124	-0.01 +/- 0.12	0.22	U,G
14234-35-6	Sb-125	0.03 +/- 0.22	0.40	U,G
13967-63-0	Sc-46	0.01 +/- 0.11	0.21	U,G
15623-47-9	Th-227	-0.88 +/- 0.80	1.52	U,G
15065-10-8	Th-234	-0.4 +/- 1.7	3.0	U,G
14913-50-9	Tl-208	0.35 +/- 0.13	0.16	G
15117-96-1	U-235	0.55 +/- 0.49	0.78	U,G
13982-39-3	Zn-65	-0.21 +/- 0.28	0.57	U,G

Comments:

Qualifiers/Flags:

U - Result is less than the sample specific MDC or less than the associated TPU

Y1 - Chemical Yield is in control at 100-110%. Quantitative Yield is assumed.

Y2 - Chemical Yield outside default limits.

LT - Result is less than Requested MDC, greater than sample specific MDC.

M3 - The requested MDC was not met, but the reported activity is greater than the reported MDC.

M - The requested MDC was not met.

SQ - Spectral quality prevents accurate quantitation.

SI - Nuclide identification and/or quantitation is tentative.

TI - Nuclide identification is tentative.

R - Nuclide has exceeded 8 halflives.

G - Sample density differs by more than 15% of LCS density.

Abbreviations:

TPU - Total Propagated Uncertainty (see PAI SOP 743)

MDC - Minimum Detectable Concentration (see PAI SOP 709)

BDL - Below Detection Limit

Data Package ID: *GSS0408107-1*

PARAGON ANALYTICS
225 Commerce Drive ◆ Fort Collins, CO 80524 ◆ (800) 443-1511 ◆ (970) 490-1511 ◆ FAX (970) 490-1522

September 21, 2004

Mr. Dan Spicuzza
New World Technology
322 Albert Street
Turtle Creek, PA 15145

Re: Paragon Workorder: 04-08-122
Client Project Name: Ravenna
Client Project Number: GA00563

Dear Mr. Spicuzza:

Twenty soil samples were received from New World Technology on August 13, 2004. The samples were scheduled for Gamma Spectroscopy (pages 1-333) analysis. The results for this analysis are contained in the enclosed reports.

Thank you for your confidence in Paragon Analytics. Should you have any questions, please call.

Sincerely,

Paragon Analytics
Lance Steere
Senior Project Manager

LRS/ja
Enclosure: Report

Paragon Analytics

Sample Number(s) Cross-Reference Table

Paragon OrderNum: 0408122
Client Name: New World Technologies
Client Project Name: Ravenna
Client Project Number: GA00563
Client PO Number: 40149

Client Sample	Lab Sample Number	COC Number	Matrix	Date Collected	Time Collected
SU2-A1	0408122-1		SOIL	10-Aug-04	13:00
SU2-A2	0408122-2		SOIL	10-Aug-04	13:05
SU2-A3	0408122-3		SOIL	10-Aug-04	13:15
SU2-A4	0408122-4		SOIL	10-Aug-04	13:45
SU2-A5	0408122-5		SOIL	10-Aug-04	13:25
SU2-B3	0408122-6		SOIL	10-Aug-04	13:30
SU2-B2	0408122-7		SOIL	10-Aug-04	13:10
SU2-B5	0408122-8		SOIL	10-Aug-04	13:35
SU2-B4	0408122-9		SOIL	10-Aug-04	13:40
SU2-C5	0408122-10		SOIL	10-Aug-04	14:00
SU2-D5	0408122-11		SOIL	10-Aug-04	14:05
SU2-C4	0408122-12		SOIL	10-Aug-04	14:10
SU2-D4	0408122-13		SOIL	10-Aug-04	14:20
SU2-C3	0408122-14		SOIL	10-Aug-04	14:25
SU2-D3	0408122-15		SOIL	10-Aug-04	14:30
SU2-D2	0408122-16		SOIL	10-Aug-04	14:35
SU2-E2	0408122-17		SOIL	10-Aug-04	14:50
SU2-E1	0408122-18		SOIL	10-Aug-04	15:00
SU2-F1	0408122-19		SOIL	10-Aug-04	15:05
SU2-F2	0408122-20		SOIL	10-Aug-04	15:20

Paragon Analytics
A Division of DataChem Laboratories, Inc.

225 Commerce Drive Fort Collins, CO 80524
800-443-1511 or (970) 490-1511 (970) 490-1522 Fax

Accession Number (LAB ID) 0408122

Chain-of-Custody Date 8-11-04 Page 1 of 3

Originator: Retain pink copy

Project Name / No.: Raveena Sampler(s): [illegible] Turnaround (circle one): **Standard** or **Rush** (Due 8-25-04) Dispose: Date 9-20-04 or **Return** to Client

Report To: Dan Sprouse GPCOG 183
Phone: (412) 824-1333
Fax: (412) 824-8156
E-mail: [illegible]@Aol.com
Company: HWT
Address: 322 Albert St. Turtle Creek PA 15145

Circle method (right); provide additional information as needed (comments).

Sample ID	Date	Time *	Lab ID	Matrix	Preservative (indicate type)	No. of Containers	VOCs SW8260B E624 E524.2	BTEX (only) SW8021B	SVOCs SW8270C E625	OC Pesticides SW8081A E608	PCBs SW8082 E608	Herbicides SW8151A	Explosives SW8330	TCLP Organics SW1311 SW8260B 8270C 8081A 8151A	TCLP Metals SW1311 SW6010B SW7471	Total Metals by ICP SW6010B 7470 7471 E200 ILMO__	Dissolved Metals by ICP SW6010B 7470 E200 ILMO__	Total Metals by ICP/MS SW6020 E200.8 ILMO__	Dissolved Metals by ICP/MS SW6020 E200.8 ILMO__	Hexavalent Chromium SW7196A Alkaline Digest? Y / N	Inorganic Anions SW9056 E300.0 (specify in comments)	Solids: Total E160.3 TDS E160.1 TSS E160.2	pH SW9040B SW9045C	TPH GRO DRO SW8015B (both)	Gross Alpha / Beta SW9310 E900.0	Actinides by Paragon SOP Pu / U / Am / Th / Cm / __	Tritium E906.0	Total Alpha-Emitting Radium SW9315 E903.0	Radium 226 E903.1	Radium 228 SW9320 E904.0	Strontium 89 D5811-00	Strontium 90 D5811-00	Gamma Isotopes E901.1					
SU2-A1	8-10-04	1300	1	S	NA	1																										X						
SU2-A2		1305	2	S		1																										X						
SU2-A3		1315	3	S		1																										X						
SU2-A4		1345	4	S		1																										X						
SU2-A5		1325	5	S		1																										X						
SU2-B3		1330	6	S		1																										X						
SU2-B2		1310	7	S		1																										X						
SU2-B5		1335	8	S		1																										X						
SU2-B4		1340	9	S		1																										X						
SU2-C5		1400	10	S		1																										X						
SU2-D5		1405	11	S		1																										X						

* Time Zone: EST CST MST PST **Matrix Key:** O = oil, S = soil, NS = non-soil solid, W = water, L = liquid, E = extract, F = filter

Comments:

Relinquished By: (1)	Relinquished By: (2)
Signature [signature]	Signature
Printed Name Dan Sprouse	Printed Name
Date 8-11-04 Time 800	Date Time
Company HWT	Company

Received By: (1)	Received By: (2)
Signature [signature]	Signature
Printed Name [illegible]	Printed Name
Date 8-13-04 Time 0900	Date Time
Company PAI	Company

Form 202r5.xls (4/6/04)

Paragon Analytics
A Division of DataChem Laboratories, Inc.

225 Commerce Drive Fort Collins, CO 80524
800-443-1511 or (970) 490-1511 (970) 490-1522 Fax

Accession Number (LAB ID) 0408122

Chain-of-Custody Date 8-11-04 Page 2 of 3

Originator: Retain pink copy

Project Name / No.: [illegible] Sampler(s): [illegible] Turnaround (circle one): Standard or Rush (Due 9-13-04) Dispose: Date 9-10-04 or Return to Client

Report To: 16A0056
Phone:
Fax: See
E-mail:
Company: Page 1 of 3.
Address:

Circle method (right); provide additional information as needed (comments).

Sample ID	Date	Time *	Lab ID	Matrix	Preservative (indicate type)	No. of Containers	VOCs SW8260B E624 E524.2	BTEX (only) SW8021B	SVOCs SW8270C E625	OC Pesticides SW8081A E608	PCBs SW8082 E608	Herbicides SW8151A	Explosives SW8330	TCLP Organics SW1311 SW8260B 8270C 8081A 8151A	TCLP Metals SW1311 SW6010B SW7471	Total Metals by ICP SW6010B 7470 7471 E200 ILMO__	Dissolved Metals by ICP SW6010B 7470 E200 ILMO__	Total Metals by ICP/MS SW6020 E200.8 ILMO__	Dissolved Metals by ICP/MS SW6020 E200.8 ILMO__	Hexavalent Chromium SW7196A Alkaline Digest? Y / N	Inorganic Anions SW9056 E300.0 (specify in comments)	Solids: Total E160.3 TDS E160.1 TSS E160.2	pH SW9040B SW9045C	TPH GRO DRO SW8015B (both)	Gross Alpha / Beta SW9310 E900.0	Actinides by Paragon SOP Pu / U / Am / Th / Cm / ___	Tritium E906.0	Total Alpha-Emitting Radium SW9315 E903.0	Radium 226 E903.1 Radium 228 SW9320 E904.0	Strontium 89 D5811-00 Strontium 90 D5811-00	Gamma Isotopes E901.1 Ac-228
SU2-C4	8-10-04	1410	12	S	NA	1																									X
SU2-D4		1420	13	S		1																									X
SU2-C3		1425	14	S		1																									X
SU2-D3		1430	15	S		1																									X
SU2-D2		1435	16	S		1																									X
SU2-E2		1450	17	S		1																									X
SU2-E1		1500	18	S		1																									X
SU2-F1		1505	19	S		1																									X
SU2-F2		1520	20	S		1																									X
SU2-F3		1530		S		1																									X
SU2-F3		1535		S		1																									X

* Time Zone: EST CST MST PST Matrix Key: O = oil, S = soil, NS = non-soil solid, W = water, L = liquid, E = extract, F = filter

Comments:

Relinquished By: (1)	Relinquished By: (2)
Signature [signature]	Signature
Printed Name [signature]	Printed Name
Date 8-11-04 Time 1800	Date Time
Company [illegible]	Company

Received By: (1)	Received By: (2)
Signature [signature]	Signature
Printed Name [signature]	Printed Name
Date 8-13-04 Time 0950	Date Time
Company PAL	Company

Form 202r5.xls (4/6/04)

Paragon Analytics

CONDITION OF SAMPLE UPON RECEIPT FORM

Client: NWT Workorder No: 0408122

Project Manager: LS Initials: CCG Date: 8-13-04

1.	Does this project require any **special handling** in addition to standard Paragon procedures?		YES	NO
2.	Is **pre-screening** required per SOP 008?		YES	NO
3.	Are custody **seals** on **shipping containers** intact?	N/A	YES	NO
4.	Are custody **seals** on **sample containers** intact?	N/A	YES	NO
5.	Is there a **COC (Chain-of-Custody) present** or other representative documents?		YES	NO
6.	Is the **COC** (if applicable) **complete and legible**?	N/A	YES	NO
7.	Are **bottle IDs legible** and in **agreement** with **COC sample IDs**?	N/A	YES	NO
8.	Is the COC in agreement with samples received? (**# of samples, # of containers, matrix**)	N/A	YES	NO
9.	Were **airbills** present and/or removable?	N/A	YES	NO
10.	Are all **aqueous samples** requiring preservation **preserved correctly**? (excluding volatile organics)	N/A	YES	NO
11.	Are all aqueous **non-preserved samples** at the **correct pH**?	N/A	YES	NO
12.	Is there **sufficient sample** for the requested analyses?		YES	NO
13.	Were all samples placed in the **proper containers** for the requested analyses?		YES	NO
14.	Are all samples within **holding times** for the requested analyses?		YES	NO
15.	Were all sample containers received **intact**? (not broken or leaking, etc.)		YES	NO
16.	Are all samples requiring no headspace (volatiles, reactive cyanide/sulfide, radon), headspace free? **Size of bubble:** ____ < green pea ____ > green pea	N/A	YES	NO
17.	Were samples checked for and free from the presence of **residual chlorine?** (Applicable when PM has indicated samples are from a chlorinated water source; note if field preservation with sodium thiosulfate was not observed.)	N/A	YES	NO
18.	Were the sample(s) **shipped on ice**?	N/A	YES	NO
19.	Were cooler temperatures measured at 0.1-6.0°C? **IR gun used*: #1 #2**	N/A	YES	NO

*IR Gun #1: Raytek, SN SC-PM3/T29403	Cooler #'s	1						
*IR Gun #2: Oakton, SN 2SCIR1201	Temperature	NA						
	No. of custody seals	1						
DOT Survey/ Acceptance Information	External µR/hr reading	17						
	Background µR/hr reading	17						

Were external µR/hr readings ≤ two times background and within DOT acceptance criteria? **YES / NO** (If no, see Form 008.)

Additional Information: PROVIDE DETAILS BELOW FOR A NO RESPONSE TO ANY QUESTION ABOVE EXCEPT #1 AND #2.

If applicable, was the client contacted? **YES / NO / N/A** Contact Name:_____ Date/Time:_____

Project Manager Signature/ Date: [signature] 8/16/04

emp: 158747 12AUG04 STANDARD OVERNIGHT FRI

FedEx.

Deliver By:
13AUG04
AA

Master 8366 8127 5268 FORM 0200

5 942 0002/0003 MPS#:8440 7565 9420 FORM 0260

DEN

for Custom

80524 -CO-U NP FTCA

Paragon Analytics

Radiochemistry Case Narrative
Gamma Spectroscopy

New World Technologies

Ravenna / GA00563

Paragon Work Order 0408122

1. This report consists of analysis results for 20 soil samples received by Paragon Analytics on 08/13/04. The analysis results for these samples are reported on a 'dry weight' basis in units of pCi/gram.
2. These samples were prepared according to Paragon Analytics procedure PA SOP739R8.
3. The samples were analyzed for the presence of gamma emitting radionuclides according to Paragon Analytics procedure PA SOP713R8. The analyses were completed on 09/14/04.
4. Sample volumes were insufficient to allow preparation of a duplicate. Duplicate analyses of samples SU2-A1 and SU2-C5 (PA ID's 0408122-1 and -10) were performed in lieu of a prepared duplicate.
5. Duplicate analysis results above the DER warning limit of 1.42 have been flagged as "W" for Warn. For gamma spectroscopic analysis, SOP 715R13 states that 75% of the nuclides must be within the 2-sigma control limit to meet DER requirements. Elevated DER values may be attributable to sample inhomogeneity.
6. Activity concentrations above the calculated MDC are reported in some instances where minimum nuclide identification criteria are not met. Such tentative identifications result when the software attempts to calculate net activity concentrations for analytes where either one or both of the following criteria are not satisfied: the 'diagnostic' peak for a nuclide must be identified above the critical level, or the minimum library peak abundance must be attained. Nuclides not meeting these requirements have been flagged with a "TI" qualifier.
7. Paragon Analytics has found there to be a significant low bias to Pb-214 and Bi-214 results when using a mixed nuclide gamma source for efficiency calibrations. The magnitude of this bias has been determined to be approximately 32% for Bi-214, and 23% for Pb-214. Therefore, any reported results for Pb-214 and Bi-214 are flagged with a "J" qualifier, indicating the activity values to be an estimated value. Results are reported without further qualification.
8. There are cases where the sample density is less than the associated calibration standard density. Cases that exceed the limit of +/- 15% of the density of the calibration standard are flagged with a 'G', denoting a significant density difference between the sample and calibration standard. Consequently, the results may be biased high for the flagged results in this workorder. If requested, Paragon Analytics will perform a transmission spike in order to estimate a magnitude of this bias. The results are reported without further qualification.

9. Paragon Analytics follows the convention outlined in ANSI N42.23 for reporting significant digits in the TPU and MDC results. ANSI N42.23 states that the TPU result should be rounded to two significant digits and that the MDC result should be rounded to the same decimal place as the TPU result. In practice, this could result in an MDC result with a reported value of 0 for samples with significant activity, including the batch laboratory control sample.

10. There are cases where the magnitude of negative activity is greater than the 2-sigma TPU. Under typical conditions, where background data is normally distributed and analyzed by paired observations, this event is likely to occur at least 2.5% of the time. Review of the data does not indicate a problem with the instrument or reporting systems and results are reported without further qualification.

11. No further problems were encountered with either the client samples or the associated quality control samples. All remaining quality control criteria were met.

The data contained in the following report have been reviewed and approved by the personnel listed below. In addition, Paragon Analytics certifies that the analyses reported herein are true, complete and correct within the limits of the methods employed.

Radiochemistry Instrument Technician	9/20/04 Date
Radiochemistry Final Data Review	9/20/04 Date

1

PARAGON ANALYTICS
Radiochemistry Data Package

Section 1

SAMPLE RESULTS SUMMARY

A summary report is not provided.

Please refer to the individual sample results data in Section 3.

2

PARAGON ANALYTICS

Radiochemistry Data Package

Section 2

QC RESULTS SUMMARY

Gamma Spectroscopy Results

PAI 713 Rev 8

Method Blank Results

Lab Name: Paragon Analytics
Work Order Number: 0408122
Client Name: New World Technologies
ClientProject ID: Ravenna GA00563

Lab ID: GS040828-1MB

Sample Matrix: SOIL
Prep SOP: PAI 739 Rev 8
Date Collected: 28-Aug-04
Date Prepared: 28-Aug-04
Date Analyzed: 14-Sep-04

Prep Batch: GS040828-1
QCBatchID: GS040828-1-1
Run ID: GS040828-1A
Count Time: 30 minutes

Final Aliquot: 500 g
Result Units: pCi/g
File Name: 041559D08A

Library: FANP.LIB

CASNO	Target Nuclide	Result +/- 2 s TPU	MDC	Lab Qualifier
14331-83-0	Ac-228	0.02 +/- 0.12	0.23	U
14391-76-5	Ag-110m	0.016 +/- 0.025	0.043	U
14682-66-7	Al-26	0.002 +/- 0.038	0.081	U
14596-10-2	Am-241	-0.007 +/- 0.038	0.074	U
13966-02-4	Be-7	0.05 +/- 0.19	0.36	U
14913-49-6	Bi-212	0.04 +/- 0.42	0.82	U
14733-03-0	Bi-214	-0.151 +/- 0.095	0.204	U,J
13982-30-4	Ce-139	-0.010 +/- 0.020	0.039	U
14762-78-8	Ce-144	0.03 +/- 0.10	0.18	U
14093-03-9	Co-56	0.013 +/- 0.053	0.102	U
13981-50-5	Co-57	-0.002 +/- 0.014	0.028	U
13981-38-9	Co-58	0.008 +/- 0.027	0.051	U
10198-40-0	Co-60	0.011 +/- 0.024	0.044	U
14392-02-0	Cr-51	0.04 +/- 0.21	0.38	U
13967-70-9	Cs-134	0.055 +/- 0.044	0.066	U

Comments:

Qualifiers/Flags:

U - Result is less than the sample specific MDC or less than the associated TPU
Y1 - Chemical Yield is in control at 100-110%. Quantitative Yield is assumed.
Y2 - Chemical Yield outside default limits.
LT - Result is less than Requested MDC, greater than sample specific MDC.
SQ - Spectral quality prevents accurate quantitation.
SI - Nuclide identification and/or quantitation is tentative.
TI - Nuclide identification is tentative.
R - Nuclide has exceeded 8 halflives.
M - Requested MDC not met.
B - Analyte concentration greater than MDC.
B3 - Analyte concentration greater than MDC but less than Requested MDC.

Abbreviations:

TPU - Total Propagated Uncertainty (see PAI SOP 743)
MDC - Minimum Detectable Concentration (see PAI SOP 709)
BDL - Below Detection Limit

Data Package ID: *GSS0408122-1*

Gamma Spectroscopy Results

PAI 713 Rev 8

Method Blank Results

Lab Name: Paragon Analytics
Work Order Number: 0408122
Client Name: New World Technologies
ClientProject ID: Ravenna GA00563

Lab ID: GS040828-1MB

Sample Matrix: SOIL
Prep SOP: PAI 739 Rev 8
Date Collected: 28-Aug-04
Date Prepared: 28-Aug-04
Date Analyzed: 14-Sep-04

Library: FANP.LIB

Prep Batch: GS040828-1
QCBatchID: GS040828-1-1
Run ID: GS040828-1A
Count Time: 30 minutes

Final Aliquot: 500 g
Result Units: pCi/g
File Name: 041559D08A

CASNO	Target Nuclide	Result +/- 2 s TPU	MDC	Lab Qualifier
10045-97-3	Cs-137	-0.022 +/- 0.032	0.071	U
14683-23-9	Eu-152	0.16 +/- 0.19	0.29	U
15585-10-1	Eu-154	0.09 +/- 0.22	0.39	U
14391-16-3	Eu-155	0.011 +/- 0.055	0.100	U
14596-12-4	Fe-59	0.053 +/- 0.056	0.082	U
10043-66-0	I-131	0 +/- 0.026	0.050	U
13966-00-2	K-40	0.07 +/- 0.37	0.73	U
13966-31-9	Mn-54	0.008 +/- 0.037	0.069	U
13966-32-0	Na-22	-0.014 +/- 0.041	0.088	U
14681-63-1	Nb-94	0.004 +/- 0.034	0.064	U
13967-76-5	Nb-95	0.004 +/- 0.029	0.056	U
15100-28-4	Pa-234m	-1.9 +/- 6.2	13.0	U
15092-94-1	Pb-212	-0.017 +/- 0.050	0.095	U
15067-28-4	Pb-214	-0.043 +/- 0.062	0.128	U,J
13967-48-1	Ru-106	-0.17 +/- 0.29	0.63	U

Comments:

Qualifiers/Flags:

U - Result is less than the sample specific MDC or less than the associated TPU
Y1 - Chemical Yield is in control at 100-110%. Quantitative Yield is assumed.
Y2 - Chemical Yield outside default limits.
LT - Result is less than Requested MDC, greater than sample specific MDC.
SQ - Spectral quality prevents accurate quantitation.
SI - Nuclide identification and/or quantitation is tentative.
TI - Nuclide identification is tentative.
R - Nuclide has exceeded 8 halflives.
M - Requested MDC not met.
B - Analyte concentration greater than MDC.
B3 - Analyte concentration greater than MDC but less than Requested MDC.

Abbreviations:

TPU - Total Propagated Uncertainty (see PAI SOP 743)
MDC - Minimum Detectable Concentration (see PAI SOP 709)
BDL - Below Detection Limit

Data Package ID: *GSS0408122-1*

Gamma Spectroscopy Results

PAI 713 Rev 8

Method Blank Results

Lab Name: Paragon Analytics
Work Order Number: 0408122
Client Name: New World Technologies
ClientProject ID: Ravenna GA00563

Lab ID: GS040828-1MB

Sample Matrix: SOIL
Prep SOP: PAI 739 Rev 8
Date Collected: 28-Aug-04
Date Prepared: 28-Aug-04
Date Analyzed: 14-Sep-04

Prep Batch: GS040828-1
QCBatchID: GS040828-1-1
Run ID: GS040828-1A
Count Time: 30 minutes

Final Aliquot: 500 g
Result Units: pCi/g
File Name: 041559D08A

Library: FANP.LIB

CASNO	Target Nuclide	Result +/- 2 s TPU	MDC	Lab Qualifier
14683-10-4	Sb-124	-0.027 +/- 0.050	0.096	U
14234-35-6	Sb-125	-0.039 +/- 0.061	0.136	U
13967-63-0	Sc-46	-0.013 +/- 0.038	0.078	U
15623-47-9	Th-227	0.12 +/- 0.17	0.27	U
15065-10-8	Th-234	0.26 +/- 0.41	0.68	U
14913-50-9	Tl-208	0.017 +/- 0.040	0.070	U
15117-96-1	U-235	-0.02 +/- 0.13	0.24	U
13982-39-3	Zn-65	0.099 +/- 0.085	0.119	U

Comments:

Qualifiers/Flags:

U - Result is less than the sample specific MDC or less than the associated TPU
Y1 - Chemical Yield is in control at 100-110%. Quantitative Yield is assumed.
Y2 - Chemical Yield outside default limits.
LT - Result is less than Requested MDC, greater than sample specific MDC.
SQ - Spectral quality prevents accurate quantitation.
SI - Nuclide identification and/or quantitation is tentative.
TI - Nuclide identification is tentative.
R - Nuclide has exceeded 6 halflives.
M - Requested MDC not met.
B - Analyte concentration greater than MDC.
B3 - Analyte concentration greater than MDC but less than Requested MDC.

Abbreviations:

TPU - Total Propagated Uncertainty (see PAI SOP 743)
MDC - Minimum Detectable Concentration (see PAI SOP 709)
BDL - Below Detection Limit

Data Package ID: *GSS0408122-1*

Gamma Spectroscopy Results

PAI 713 Rev 8

Laboratory Control Sample(s)

Lab Name: Paragon Analytics
Work Order Number: 0408122
Client Name: New World Technologies
ClientProject ID: Ravenna GA00563

Lab ID: GS040828-1LCS

Sample Matrix: SOIL
Prep SOP: PAI 739 Rev 8
Date Collected: 28-Aug-04
Date Prepared: 28-Aug-04
Date Analyzed: 14-Sep-04

Library: FANP.LIB

Prep Batch: GS040828-1
QCBatchID: GS040828-1-1
Run ID: GS040828-1A
Count Time: 30 minutes

Final Aliquot: 500 g
Result Units: pCi/g
File Name: 041517D03A

CASNO	Target Nuclide	Results +/- 2s TPU	MDC	Spike Added	% Rec	Control Limits	Lab Qualifier
14596-10-2	Am-241	196 +/- 23	3	212	92.6	85 - 115	P
10198-40-0	Co-60	106 +/- 12	0	116	91.6	85 - 115	P
10045-97-3	Cs-137	86 +/- 10	0	85.2	101	85 - 115	P

Comments:

Qualifiers/Flags:

U - Result is less than the sample specific MDC or less than the associated TPU
LT - Result is less than Requested MDC, greater than sample specific MDC.
Y1 - Chemical Yield is in control at 100-110%. Quantitative Yield is assumed.
Y2 - Chemical Yield outside default limits.
L - LCS Recovery below lower control limit
H - LCS Recovery above upper control limit.
P - LCS Recovery within control limits.
M - The requested MDC was not met.
M3 - The requested MDC was not met, but thereported activity is greater than the reported MDC.

Abbreviations:

TPU - Total Propagated Uncertainty (see PAI SOP 743)
MDC - Minimum Detectable Concentration (see PAI SOP 709)

SQ - Spectral quality prevents accurate quantitation.
SI - Nuclide identification and/or quantitation is tentative.
TI - Nuclide identification is tentative.
R - Nuclide has exceeded 8 halflives.

Data Package ID: *GSS0408122-1*

Gamma Spectroscopy Results

PAI 713 Rev 8

Duplicate Sample Results (DER)

Lab Name: Paragon Analytics
Work Order Number: 0408122
Client Name: New World Technologies
ClientProject ID: Ravenna GA00563

Field ID: SU2-A1
Lab ID: 0408122-1DUP

Library: FANP.LIB

Sample Matrix: SOIL
Prep SOP: PAI 739 Rev 8
Date Collected: 10-Aug-04
Date Prepared: 28-Aug-04
Date Analyzed: 09-Sep-04

Prep Batch: GS040828-1
QCBatchID: GS040828-1-1
Run ID: GS040828-1A
Count Time: 30 minutes
Report Basis: Dry Weight

Final Aliquot: 320 g
Prep Basis: Dry Weight
Moisture(%): NA
Result Units: pCi/g
File Name: 042187D01A

CASNO	Analyte	Sample Result +/- 2s TPU	Duplicate Result +/- 2s TPU	DER	Control Limit	Lab Qualifiers
14331-83-0	Ac-228	0.85 +/- 0.32	0.57 +/- 0.34	0.58	2.13	U,G
14391-76-5	Ag-110m	-0.039 +/- 0.070	-0.011 +/- 0.081	0.27	2.13	U,G
14682-66-7	Al-26	0.027 +/- 0.068	-0.041 +/- 0.069	0.70	2.13	U,G
14596-10-2	Am-241	0.11 +/- 0.12	-0.16 +/- 0.61	0.44	2.13	U,G
13966-02-4	Be-7	-0.06 +/- 0.61	-0.11 +/- 0.76	0.06	2.13	U,G
14913-49-6	Bi-212	1.9 +/- 1.2	0.7 +/- 1.1	0.77	2.13	U,G
14733-03-0	Bi-214	0.43 +/- 0.23	0.50 +/- 0.22	0.21	2.13	G,J
13982-30-4	Ce-139	0.011 +/- 0.048	-0.005 +/- 0.055	0.22	2.13	U,G
[illegible]762-78-8	Ce-144	0.10 +/- 0.29	0.16 +/- 0.34	0.15	2.13	U,G
[illegible]093-03-9	Co-56	0.09 +/- 0.16	0.14 +/- 0.18	0.24	2.13	U,G
13981-50-5	Co-57	-0.008 +/- 0.037	-0.013 +/- 0.041	0.08	2.13	U,G
13981-38-9	Co-58	-0.025 +/- 0.086	-0.072 +/- 0.086	0.39	2.13	U,G
10198-40-0	Co-60	-0.044 +/- 0.077	0.014 +/- 0.072	0.55	2.13	U,G
14392-02-0	Cr-51	-0.14 +/- 0.98	-0.69 +/- 0.97	0.40	2.13	U,G
13967-70-9	Cs-134	0.03 +/- 0.12	-0.006 +/- 0.068	0.23	2.13	U,G
10045-97-3	Cs-137	0.035 +/- 0.072	0.022 +/- 0.093	0.11	2.13	U,G
14683-23-9	Eu-152	-0.02 +/- 0.24	0.07 +/- 0.36	0.22	2.13	U,G

Comments:

Duplicate Qualifiers/Flags:

U - Result is less than the sample specific MDC.
Y1 - Chemical Yield is in control at 100-110%. Quantitative yield is assumed.
Y2 - Chemical Yield outside default limits.
W - DER is greater than Warning Limit of 1.42
D - DER is greater than Control Limit of 2.13
LT - Result is less than Request MDC, greater than sample specific MDC
M - Requested MDC not met.
M3 - The requested MDC was not met, but the reported activity is greater than the reported MDC.
L - LCS Recovery below lower control limit.
H - LCS Recovery above upper control limit.
P - LCS, Matrix Spike Recovery within control limits.
N - Matrix Spike Recovery outside control limits
SQ - Spectral quality prevents accurate quantitation.
SI - Nuclide identification and/or quantitation is tentative.
TI - Nuclide identification is tentative.
R - Nuclide has exceeded 8 halflives.
G - Sample density differs by more than 15% of LCS density.

Abbreviations:

TPU - Total Propagated Uncertainty (see PAI SOP 743)
DER - Duplicate Error Ratio
BDL - Below Detection Limit
NR - Not Reported

Data Package ID: *GSS0408122-1*

Gamma Spectroscopy Results

PAI 713 Rev 8

Duplicate Sample Results (DER)

Lab Name: Paragon Analytics
Work Order Number: 0408122
Client Name: New World Technologies
ClientProject ID: Ravenna GA00563

Field ID: SU2-A1
Lab ID: 0408122-1DUP

Library: FANP.LIB

Sample Matrix: SOIL
Prep SOP: PAI 739 Rev 8
Date Collected: 10-Aug-04
Date Prepared: 28-Aug-04
Date Analyzed: 09-Sep-04

Prep Batch: GS040828-1
QCBatchID: GS040828-1-1
Run ID: GS040828-1A
Count Time: 30 minutes
Report Basis: Dry Weight

Final Aliquot: 320 g
Prep Basis: Dry Weight
Moisture(%): NA
Result Units: pCi/g
File Name: 042187D01A

15585-10-1	Eu-154	-0.15 +/- 0.37	0.05 +/- 0.25	0.45	2.13	U,G
14391-16-3	Eu-155	-0.02 +/- 0.12	0.12 +/- 0.20	0.62	2.13	U,G
14596-12-4	Fe-59	0.07 +/- 0.20	-0.10 +/- 0.23	0.54	2.13	U,G
10043-66-0	I-131	-0.02 +/- 0.62	-0.06 +/- 0.89	0.04	2.13	U,G
13966-00-2	K-40	5.5 +/- 1.7	4.8 +/- 1.9	0.26	2.13	G
13966-31-9	Mn-54	0.040 +/- 0.071	0.023 +/- 0.080	0.16	2.13	U,G
13966-32-0	Na-22	0.040 +/- 0.076	0.024 +/- 0.074	0.15	2.13	U,G
14681-63-1	Nb-94	-0.011 +/- 0.065	-0.032 +/- 0.083	0.20	2.13	U,G
13967-76-5	Nb-95	-0.024 +/- 0.084	-0.019 +/- 0.089	0.04	2.13	U,G
15100-28-4	Pa-234m	-2 +/- 12	1.4 +/- 8.5	0.24	2.13	U,G
15092-94-1	Pb-212	0.69 +/- 0.19	0.68 +/- 0.21	0.04	2.13	G
15067-28-4	Pb-214	0.53 +/- 0.16	0.65 +/- 0.19	0.48	2.13	G,J
13967-48-1	Ru-106	0.27 +/- 0.50	-0.12 +/- 0.64	0.49	2.13	U,G
14683-10-4	Sb-124	0.041 +/- 0.095	-0.016 +/- 0.089	0.44	2.13	U,G
14234-35-6	Sb-125	0 +/- 0.15	0.02 +/- 0.16	0.09	2.13	U,G
13967-63-0	Sc-46	0.003 +/- 0.068	-0.048 +/- 0.097	0.43	2.13	U,G
15623-47-9	Th-227	0.10 +/- 0.46	0.27 +/- 0.67	0.21	2.13	U,G
15065-10-8	Th-234	0.60 +/- 0.97	-0.3 +/- 1.3	0.53	2.13	U,G
14913-50-9	Tl-208	0.207 +/- 0.094	0.23 +/- 0.12	0.15	2.13	G

Comments:

Duplicate Qualifiers/Flags:

U - Result is less than the sample specific MDC.
Y1 - Chemical Yield is in control at 100-110%. Quantitative yield is assumed.
Y2 - Chemical Yield outside default limits.
W - DER is greater than Warning Limit of 1.42
D - DER is greater than Control Limit of 2.13
LT - Result is less than Request MDC, greater than sample specific MDC
M - Requested MDC not met.
M3 - The requested MDC was not met, but the reported activity is greater than the reported MDC.
L - LCS Recovery below lower control limit.
H - LCS Recovery above upper control limit.
P - LCS, Matrix Spike Recovery within control limits.
N - Matrix Spike Recovery outside control limits
SQ - Spectral quality prevents accurate quantitation.
SI - Nuclide identification and/or quantitation is tentative.
TI - Nuclide identification is tentative.
R - Nuclide has exceeded 8 halflives.
G - Sample density differs by more than 15% of LCS density.

Abbreviations:

TPU - Total Propagated Uncertainty (see PAI SOP 743)
DER - Duplicate Error Ratio
BDL - Below Detection Limit
NR - Not Reported

Data Package ID: *GSS0408122-1*

Gamma Spectroscopy Results

PAI 713 Rev 8

Duplicate Sample Results (DER)

Lab Name: Paragon Analytics
Work Order Number: 0408122
Client Name: New World Technologies
ClientProject ID: Ravenna GA00563

Field ID: SU2-A1
Lab ID: 0408122-1DUP

Library: FANP.LIB

Sample Matrix: SOIL
Prep SOP: PAI 739 Rev 8
Date Collected: 10-Aug-04
Date Prepared: 28-Aug-04
Date Analyzed: 09-Sep-04

Prep Batch: GS040828-1
QCBatchID: GS040828-1-1
Run ID: GS040828-1A
Count Time: 30 minutes
Report Basis: Dry Weight

Final Aliquot: 320 g
Prep Basis: Dry Weight
Moisture(%): NA
Result Units: pCi/g
File Name: 042187D01A

15117-96-1	U-235	-0.25 +/- 0.26	-0.27 +/- 0.37	0.04	2.13	U,G
13982-39-3	Zn-65	-0.24 +/- 0.17	-0.04 +/- 0.21	0.73	2.13	U,G

Comments:

Duplicate Qualifiers/Flags:

U - Result is less than the sample specific MDC.
Y1 - Chemical Yield is in control at 100-110%. Quantitative yield is assumed.
Y2 - Chemical Yield outside default limits.
W - DER is greater than Warning Limit of 1.42
D - DER is greater than Control Limit of 2.13
LT - Result is less than Request MDC, greater than sample specific MDC
M - Requested MDC not met.
M3 - The requested MDC was not met, but the reported activity is greater than the reported MDC.
L - LCS Recovery below lower control limit.
H - LCS Recovery above upper control limit.
P - LCS, Matrix Spike Recovery within control limits.
N - Matrix Spike Recovery outside control limits
SQ - Spectral quality prevents accurate quantitation.
SI - Nuclide identification end/or quantitation is tentative.
TI - Nuclide identification is tentative.
R - Nuclide has exceeded 8 halflives.
G - Sample density differs by more than 15% of LCS density.

Abbreviations:

TPU - Total Propagated Uncertainty (see PAI SOP 743)
DER - Duplicate Error Ratio
BDL - Below Detection Limit
NR - Not Reported

Data Package ID: *GSS0408122-1*

Gamma Spectroscopy Results

PAI 713 Rev 8

Duplicate Sample Results (DER)

Lab Name: Paragon Analytics
Work Order Number: 0408122
Client Name: New World Technologies
ClientProject ID: Ravenna GA00563

Field ID: SU2-C5
Lab ID: 0408122-10DUP

Library: FANP.LIB

Sample Matrix: SOIL
Prep SOP: PAI 739 Rev 8
Date Collected: 10-Aug-04
Date Prepared: 28-Aug-04
Date Analyzed: 13-Sep-04

Prep Batch: GS040828-1
QCBatchID: GS040828-1-1
Run ID: GS040828-1A
Count Time: 30 minutes
Report Basis: Dry Weight

Final Aliquot: 224 g
Prep Basis: Dry Weight
Moisture(%): NA
Result Units: pCi/g
File Name: 041513D03A

CASNO	Analyte	Sample Result +/- 2s TPU	Duplicate Result +/- 2s TPU	DER	Control Limit	Lab Qualifiers
14331-83-0	Ac-228	1.13 +/- 0.35	1.18 +/- 0.30	0.10	2.13	G
14391-76-5	Ag-110m	-0.13 +/- 0.10	-0.03 +/- 0.10	0.64	2.13	U,G
14682-66-7	Al-26	0.007 +/- 0.081	-0.001 +/- 0.069	0.08	2.13	U,G
14596-10-2	Am-241	-0.67 +/- 0.60	0.26 +/- 0.47	1.22	2.13	U,G
13966-02-4	Be-7	-0.08 +/- 0.97	0.21 +/- 0.71	0.24	2.13	U,G
14913-49-6	Bi-212	1.2 +/- 1.5	1.4 +/- 1.0	0.15	2.13	U,G
14733-03-0	Bi-214	1.28 +/- 0.36	1.13 +/- 0.25	0.38	2.13	G,J
13982-30-4	Ce-139	0.001 +/- 0.061	-0.027 +/- 0.066	0.30	2.13	U,G
14762-78-8	Ce-144	0.13 +/- 0.43	0.03 +/- 0.44	0.16	2.13	U,G
14093-03-9	Co-56	0.06 +/- 0.20	0.15 +/- 0.16	0.34	2.13	U,G
13981-50-5	Co-57	0.032 +/- 0.055	0.015 +/- 0.055	0.22	2.13	U,G
13981-38-9	Co-58	-0.04 +/- 0.10	-0.055 +/- 0.076	0.15	2.13	U,G
10198-40-0	Co-60	-0.057 +/- 0.089	0.033 +/- 0.068	0.81	2.13	U,G
14392-02-0	Cr-51	-1.0 +/- 1.4	-0.1 +/- 1.1	0.55	2.13	U,G
13967-70-9	Cs-134	-0.040 +/- 0.087	-0.17 +/- 0.53	0.24	2.13	U,G
10045-97-3	Cs-137	0.14 +/- 0.12	0.141 +/- 0.087	0.01	2.13	G
14683-23-9	Eu-152	0.28 +/- 0.47	-0.12 +/- 0.37	0.68	2.13	U,G

Comments:

Duplicate Qualifiers/Flags:

U - Result is less than the sample specific MDC.
Y1 - Chemical Yield is in control at 100-110%. Quantitative yield is assumed.
Y2 - Chemical Yield outside default limits.
W - DER is greater than Warning Limit of 1.42
D - DER is greater than Control Limit of 2.13
LT - Result is less than Request MDC, greater than sample specific MDC
M - Requested MDC not met.
M3 - The requested MDC was not met, but the reported activity is greater than the reported MDC.
L - LCS Recovery below lower control limit.
H - LCS Recovery above upper control limit.
P - LCS, Matrix Spike Recovery within control limits.
N - Matrix Spike Recovery outside control limits
SQ - Spectral quality prevents accurate quantitation.
SI - Nuclide identification and/or quantitation is tentative.
TI - Nuclide identification is tentative.
R - Nuclide has exceeded 8 halflives.
G - Sample density differs by more than 15% of LCS density.

Abbreviations:

TPU - Total Propagated Uncertainty (see PAI SOP 743)
DER - Duplicate Error Ratio
BDL - Below Detection Limit
NR - Not Reported

Data Package ID: *GSS0408122-1*

Gamma Spectroscopy Results

PAI 713 Rev 8

Duplicate Sample Results (DER)

Lab Name: Paragon Analytics
Work Order Number: 0408122
Client Name: New World Technologies
ClientProject ID: Ravenna GA00563

Field ID: SU2-C5
Lab ID: 0408122-10DUP

Library: FANP.LIB

Sample Matrix: SOIL
Prep SOP: PAI 739 Rev 8
Date Collected: 10-Aug-04
Date Prepared: 28-Aug-04
Date Analyzed: 13-Sep-04

Prep Batch: GS040828-1
QCBatchID: GS040828-1-1
Run ID: GS040828-1A
Count Time: 30 minutes
Report Basis: Dry Weight

Final Aliquot: 224 g
Prep Basis: Dry Weight
Moisture(%): NA
Result Units: pCi/g
File Name: 041513D03A

15585-10-1	Eu-154	-0.10 +/- 0.33	0.12 +/- 0.35	0.47	2.13	U,G
14391-16-3	Eu-155	0.06 +/- 0.26	-0.08 +/- 0.24	0.42	2.13	U,G
14596-12-4	Fe-59	-0.34 +/- 0.30	-0.08 +/- 0.20	0.72	2.13	U,G
10043-66-0	I-131	0 +/- 1.4	0.3 +/- 1.1	0.20	2.13	U,G
13966-00-2	K-40	7.0 +/- 2.1	5.4 +/- 1.4	0.61	2.13	G
13966-31-9	Mn-54	0.010 +/- 0.077	0.039 +/- 0.069	0.29	2.13	U,G
13966-32-0	Na-22	0.079 +/- 0.068	-0.015 +/- 0.061	1.02	2.13	U,G
14681-63-1	Nb-94	0.086 +/- 0.084	0.052 +/- 0.065	0.32	2.13	U,G
13967-76-5	Nb-95	-0.11 +/- 0.14	0.077 +/- 0.095	1.07	2.13	U,G
15100-26-4	Pa-234m	-5 +/- 10	7 +/- 11	0.80	2.13	U,G
15092-94-1	Pb-212	1.26 +/- 0.28	1.24 +/- 0.24	0.07	2.13	G
15067-28-4	Pb-214	1.44 +/- 0.31	1.44 +/- 0.25	0.00	2.13	G,J
13967-48-1	Ru-106	0.07 +/- 0.76	-0.13 +/- 0.71	0.19	2.13	U,G
14683-10-4	Sb-124	0 +/- 0.12	0.075 +/- 0.099	0.47	2.13	U,G
14234-35-6	Sb-125	0 +/- 0.26	0.01 +/- 0.17	0.02	2.13	U,G
13967-63-0	Sc-46	-0.06 +/- 0.11	-0.060 +/- 0.078	0.03	2.13	U,G
15623-47-9	Th-227	0.08 +/- 0.47	-0.87 +/- 0.73	1.09	2.13	U,G
15065-10-8	Th-234	0.7 +/- 1.4	1.1 +/- 1.3	0.22	2.13	U,G
14913-50-9	Tl-208	0.39 +/- 0.14	0.45 +/- 0.11	0.37	2.13	G

Comments:

Duplicate Qualifiers/Flags:

U - Result is less than the sample specific MDC.
Y1 - Chemical Yield is in control at 100-110%. Quantitative yield is assumed.
Y2 - Chemical Yield outside default limits.
W - DER is greater than Warning Limit of 1.42
O - DER is greater than Control Limit of 2.13
LT - Result is less than Request MDC, greater than sample specific MDC
M - Requested MDC not met.
M3 - The requested MDC was not met, but the reported activity is greater than the reported MDC.
L - LCS Recovery below lower control limit.
H - LCS Recovery above upper control limit.
P - LCS, Matrix Spike Recovery within control limits.
N - Matrix Spike Recovery outside control limits

SQ - Spectral quality prevents accurate quantitation.
SI - Nuclide identification and/or quantitation is tentative.
TI - Nuclide identification is tentative.
R - Nuclide has exceeded 8 halflives.
G - Sample density differs by more than 15% of LCS density.

Abbreviations:

TPU - Total Propagated Uncertainty (see PAI SOP 743)
DER - Duplicate Error Ratio
BDL - Below Detection Limit
NR - Not Reported

Data Package ID: *GSS0408122-1*

Gamma Spectroscopy Results

PAI 713 Rev 8

Duplicate Sample Results (DER)

Lab Name: Paragon Analytics
Work Order Number: 0408122
Client Name: New World Technologies
ClientProject ID: Ravenna GA00563

Field ID: SU2-C5
Lab ID: 0408122-10DUP

Library: FANP.LIB

Sample Matrix: SOIL
Prep SOP: PAI 739 Rev 8
Date Collected: 10-Aug-04
Date Prepared: 28-Aug-04
Date Analyzed: 13-Sep-04

Prep Batch: GS040828-1
QCBatchID: GS040828-1-1
Run ID: GS040828-1A
Count Time: 30 minutes
Report Basis: Dry Weight

Final Aliquot: 224 g
Prep Basis: Dry Weight
Moisture(%): NA
Result Units: pCi/g
File Name: 041513D03A

15117-96-1	U-235	-0.12 +/- 0.38	-0.05 +/- 0.42	0.13	2.13	U,G
13982-39-3	Zn-65	-0.24 +/- 0.25	0.30 +/- 0.28	1.43	2.13	U,W,G

Comments:

Duplicate Qualifiers/Flags:

U - Result is less than the sample specific MDC.
Y1 - Chemical Yield is in control at 100-110%. Quantitative yield is assumed.
Y2 - Chemical Yield outside default limits.
W - DER is greater than Warning Limit of 1.42
D - DER is greater than Control Limit of 2.13
LT - Result is less than Request MDC, greater than sample specific MDC
M - Requested MDC not met.
M3 - The requested MDC was not met, but the reported activity is greater than the reported MDC.
L - LCS Recovery below lower control limit.
H - LCS Recovery above upper control limit.
P - LCS, Matrix Spike Recovery within control limits.
N - Matrix Spike Recovery outside control limits

SQ - Spectral quality prevents accurate quantitation.
SI - Nuclide identification and/or quantitation is tentative.
TI - Nuclide identification is tentative.
R - Nuclide has exceeded 8 halflives.
G - Sample density differs by more than 15% of LCS density.

Abbreviations:

TPU - Total Propagated Uncertainty (see PAI SOP 743)
DER - Duplicate Error Ratio
BDL - Below Detection Limit
NR - Not Reported

Data Package ID: *GSS0408122-1*

PARAGON ANALYTICS
Radiochemistry Data Package

3

Section 3

INDIVIDUAL SAMPLE RESULTS

Gamma Spectroscopy Results

PAI 713 Rev 8

Sample Results

Lab Name: Paragon Analytics
Work Order Number: 0408122
Client Name: New World Technologies
ClientProject ID: Ravenna GA00563

Field ID: SU2-A1
Lab ID: 0408122-1

Library: FANP.LIB

Sample Matrix: SOIL
Prep SOP: PAI 739 Rev 8
Date Collected: 10-Aug-04
Date Prepared: 28-Aug-04
Date Analyzed: 09-Sep-04

Prep Batch: GS040828-1
QCBatchID: GS040828-1-1
Run ID: GS040828-1A
Count Time: 30 minutes
Report Basis: Dry Weight

Final Aliquot: 320 g
Prep Basis: Dry Weight
Moisture(%): NA
Result Units: pCi/g
File Name: 041538D08A

CASNO	Target Nuclide	Result +/- 2 s TPU	MDC	Lab Qualifier
14331-83-0	Ac-228	0.85 +/- 0.32	0.51	LT,G
14391-76-5	Ag-110m	-0.039 +/- 0.070	0.142	U,G
14682-66-7	Al-26	0.027 +/- 0.068	0.127	U,G
14596-10-2	Am-241	0.11 +/- 0.12	0.19	U,G
13966-02-4	Be-7	-0.06 +/- 0.61	1.16	U,G
14913-49-6	Bi-212	1.9 +/- 1.2	1.5	G,TI
14733-03-0	Bi-214	0.43 +/- 0.23	0.33	G,J
13982-30-4	Ce-139	0.011 +/- 0.048	0.084	U,G
14762-78-8	Ce-144	0.10 +/- 0.29	0.50	U,G
14093-03-9	Co-56	0.09 +/- 0.16	0.28	U,G
13981-50-5	Co-57	-0.008 +/- 0.037	0.067	U,G
13981-38-9	Co-58	-0.025 +/- 0.086	0.170	U,G
10198-40-0	Co-60	-0.044 +/- 0.077	0.168	U,G
14392-02-0	Cr-51	-0.14 +/- 0.98	1.82	U,G
13967-70-9	Cs-134	0.03 +/- 0.12	0.20	U,G

Comments:

Qualifiers/Flags:

U - Result is less than the sample specific MDC or less than the associated TPU

Y1 - Chemical Yield is in control at 100-110%. Quantitative Yield is assumed.

Y2 - Chemical Yield outside default limits.

LT - Result is less than Requested MDC, greater than sample specific MDC.

M3 - The requested MDC was not met, but the reported activity is greater than the reported MDC.

M - The requested MDC was not met.

SQ - Spectral quality prevents accurate quantitation.

SI - Nuclide identification and/or quantitation is tentative.

TI - Nuclide identification is tentative.

R - Nuclide has exceeded 8 halflives.

G - Sample density differs by more than 15% of LCS density.

Abbreviations:

TPU - Total Propagated Uncertainty (see PAI SOP 743)

MDC - Minimum Detectable Concentration (see PAI SOP 709)

BDL - Below Detection Limit

Data Package ID: *GSS0408122-1*

Gamma Spectroscopy Results

PAI 713 Rev 8

Sample Results

Lab Name: Paragon Analytics
Work Order Number: 0408122
Client Name: New World Technologies
ClientProject ID: Ravenna GA00563

Field ID: SU2-A1
Lab ID: 0408122-1

Library: FANP.LIB

Sample Matrix: SOIL
Prep SOP: PAI 739 Rev 8
Date Collected: 10-Aug-04
Date Prepared: 28-Aug-04
Date Analyzed: 09-Sep-04

Prep Batch: GS040828-1
QCBatchID: GS040828-1-1
Run ID: GS040828-1A
Count Time: 30 minutes
Report Basis: Dry Weight

Final Aliquot: 320 g
Prep Basis: Dry Weight
Moisture(%): NA
Result Units: pCi/g
File Name: 041538D08A

CASNO	Target Nuclide	Result +/- 2 s TPU	MDC	Lab Qualifier
10045-97-3	Cs-137	0.035 +/- 0.072	0.124	U,G
14683-23-9	Eu-152	-0.02 +/- 0.24	0.53	U,G
15585-10-1	Eu-154	-0.15 +/- 0.37	0.77	U,G
14391-16-3	Eu-155	-0.02 +/- 0.12	0.22	U,G
14596-12-4	Fe-59	0.07 +/- 0.20	0.36	U,G
10043-66-0	I-131	-0.02 +/- 0.62	1.18	U,G
13966-00-2	K-40	5.5 +/- 1.7	1.4	G
13966-31-9	Mn-54	0.040 +/- 0.071	0.121	U,G
13966-32-0	Na-22	0.040 +/- 0.076	0.132	U,G
14681-63-1	Nb-94	-0.011 +/- 0.065	0.124	U,G
13967-76-5	Nb-95	-0.024 +/- 0.084	0.167	U,G
15100-28-4	Pa-234m	-2 +/- 12	24	U,G
15092-94-1	Pb-212	0.69 +/- 0.19	0.21	G
15067-28-4	Pb-214	0.53 +/- 0.16	0.21	G,J
13967-48-1	Ru-106	0.27 +/- 0.50	0.86	U,G

Comments:

Qualifiers/Flags:

U - Result is less than the sample specific MDC or less than the associated TPU

Y1 - Chemical Yield is in control at 100-110%. Quantitative Yield is assumed.

Y2 - Chemical Yield outside default limits.

LT - Result is less than Requested MDC, greater than sample specific MDC.

M3 - The requested MDC was not met, but the reported activity is greater than the reported MDC.

M - The requested MDC was not met.

SQ - Spectral quality prevents accurate quantitation.

SI - Nuclide identification and/or quantitation is tentative.

TI - Nuclide identification is tentative.

R - Nuclide has exceeded 8 halflives.

G - Sample density differs by more than 15% of LCS density.

Abbreviations:

TPU - Total Propagated Uncertainty (see PAI SOP 743)

MDC - Minimum Detectable Concentration (see PAI SOP 709)

BDL - Below Detection Limit

Data Package ID: *GSS0408122-1*

Gamma Spectroscopy Results

PAI 713 Rev 8

Sample Results

Lab Name: Paragon Analytics
Work Order Number: 0408122
Client Name: New World Technologies
ClientProject ID: Ravenna GA00563

Field ID: SU2-A1
Lab ID: 0408122-1

Library: FANP.LIB

Sample Matrix: SOIL
Prep SOP: PAI 739 Rev 8
Date Collected: 10-Aug-04
Date Prepared: 28-Aug-04
Date Analyzed: 09-Sep-04

Prep Batch: GS040828-1
QCBatchID: GS040828-1-1
Run ID: GS040828-1A
Count Time: 30 minutes
Report Basis: Dry Weight

Final Aliquot: 320 g
Prep Basis: Dry Weight
Moisture(%): NA
Result Units: pCi/g
File Name: 041538D08A

CASNO	Target Nuclide	Result +/- 2 s TPU	MDC	Lab Qualifier
14683-10-4	Sb-124	0.041 +/- 0.095	0.164	U,G
14234-35-6	Sb-125	0 +/- 0.15	0.28	U,G
13967-63-0	Sc-46	0.003 +/- 0.068	0.134	U,G
15623-47-9	Th-227	0.10 +/- 0.46	0.77	U,G
15065-10-8	Th-234	0.60 +/- 0.97	1.60	U,G
14913-50-9	Tl-208	0.207 +/- 0.094	0.116	G
15117-96-1	U-235	-0.25 +/- 0.26	0.52	U,G
13982-39-3	Zn-65	-0.24 +/- 0.17	0.40	U,G

Comments:

Qualifiers/Flags:

U - Result is less than the sample specific MDC or less than the associated TPU

Y1 - Chemical Yield is in control at 100-110%. Quantitative Yield is assumed.

Y2 - Chemical Yield outside default limits.

LT - Result is less than Requested MDC, greater than sample specific MDC.

M3 - The requested MDC was not met, but the reported activity is greater than the reported MDC.

M - The requested MDC was not met.

SQ - Spectral quality prevents accurate quantitation.

SI - Nuclide identification and/or quantitation is tentative.

TI - Nuclide identification is tentative.

R - Nuclide has exceeded 8 halflives.

G - Sample density differs by more than 15% of LCS density.

Abbreviations:

TPU - Total Propagated Uncertainty (see PAI SOP 743)

MDC - Minimum Detectable Concentration (see PAI SOP 709)

BDL - Below Detection Limit

Data Package ID: *GSS0408122-1*

Gamma Spectroscopy Results

PAI 713 Rev 8

Sample Duplicate Results

Lab Name: Paragon Analytics
Work Order Number: 0408122
Client Name: New World Technologies
ClientProject ID: Ravenna GA00563

Field ID: SU2-A1
Lab ID: 0408122-1DUP

Library: FANP.LIB

Sample Matrix: SOIL
Prep SOP: PAI 739 Rev 8
Date Collected: 10-Aug-04
Date Prepared: 28-Aug-04
Date Analyzed: 09-Sep-04

Prep Batch: GS040828-1
QCBatchID: GS040828-1-1
Run ID: GS040828-1A
Count Time: 30 minutes
Report Basis: Dry Weight

Final Aliquot: 320 g
Prep Basis: Dry Weight
Moisture(%): NA
Result Units: pCi/g
File Name: 042187D01A

CASNO	Target Nuclide	Result +/- 2 s TPU	MDC	Lab Qualifier
14331-83-0	Ac-228	0.57 +/- 0.34	0.61	U,G
14391-76-5	Ag-110m	-0.011 +/- 0.081	0.154	U,G
14682-66-7	Al-26	-0.041 +/- 0.069	0.175	U,G
14596-10-2	Am-241	-0.16 +/- 0.61	1.13	U,G
13966-02-4	Be-7	-0.11 +/- 0.76	1.44	U,G
14913-49-6	Bi-212	0.7 +/- 1.1	1.8	U,G
14733-03-0	Bi-214	0.50 +/- 0.22	0.28	G,J
13982-30-4	Ce-139	-0.005 +/- 0.055	0.099	U,G
14762-78-8	Ce-144	0.16 +/- 0.34	0.58	U,G
14093-03-9	Co-56	0.14 +/- 0.18	0.29	U,G
13981-50-5	Co-57	-0.013 +/- 0.041	0.078	U,G
13981-38-9	Co-58	-0.072 +/- 0.086	0.190	U,G
10198-40-0	Co-60	0.014 +/- 0.072	0.141	U,G

Comments:

Qualifiers/Flags:

U - Result is less than the sample specific MDC or less than the associated TPU.
Y1 - Chemical Yield is in control at 100-110%. Quantitative yield is assumed.
Y2 - Chemical Yield outside default limits.
LT - Result is less than Requested MDC, greater than sample specific MDC.
M - The requested MDC was not met.
M3 - The requested MDC was not met, but thereported activity is greater than the reported MDC.
W - DER is greater than Warning Limit of 1.42
D - DER is greater than Control Limit of 2.13

SQ - Spectral quality prevents accurate quantitation.
SI - Nuclide identification and/or quantitation is tentative.
TI - Nuclide identification is tentative.
R - Nuclide has exceeded 8 halflives.
G - Sample density differs by more than 15% of LCS density.

Abbreviations:
TPU - Total Propagated Uncertainty (see PAI SOP 743)
MDC - Minimum Detectable Concentration (see PAI SOP 709)
BDL - Below Detection Limit

Data Package ID: *GSS0408122-1*

Gamma Spectroscopy Results

PAI 713 Rev 8

Sample Duplicate Results

Lab Name: Paragon Analytics
Work Order Number: 0408122
Client Name: New World Technologies
ClientProject ID: Ravenna GA00563

Field ID: SU2-A1
Lab ID: 0408122-1DUP

Library: FANP.LIB

Sample Matrix: SOIL
Prep SOP: PAI 739 Rev 8
Date Collected: 10-Aug-04
Date Prepared: 28-Aug-04
Date Analyzed: 09-Sep-04

Prep Batch: GS040828-1
QCBatchID: GS040828-1-1
Run ID: GS040828-1A
Count Time: 30 minutes
Report Basis: Dry Weight

Final Aliquot: 320 g
Prep Basis: Dry Weight
Moisture(%): NA
Result Units: pCi/g
File Name: 042187D01A

CASNO	Target Nuclide	Result +/- 2 s TPU	MDC	Lab Qualifier
14392-02-0	Cr-51	-0.69 +/- 0.97	1.93	U,G
13967-70-9	Cs-134	-0.006 +/- 0.068	0.129	U,G
10045-97-3	Cs-137	0.022 +/- 0.093	0.166	U,G
14683-23-9	Eu-152	0.07 +/- 0.36	0.70	U,G
15585-10-1	Eu-154	0.05 +/- 0.25	0.50	U,G
14391-16-3	Eu-155	0.12 +/- 0.20	0.34	U,G
14596-12-4	Fe-59	-0.10 +/- 0.23	0.48	U,G
10043-66-0	I-131	-0.06 +/- 0.89	1.64	U,G
13966-00-2	K-40	4.8 +/- 1.9	2.2	G
13966-31-9	Mn-54	0.023 +/- 0.080	0.144	U,G
13966-32-0	Na-22	0.024 +/- 0.074	0.137	U,G
14681-63-1	Nb-94	-0.032 +/- 0.083	0.162	U,G
13967-76-5	Nb-95	-0.019 +/- 0.089	0.178	U,G

Comments:

Qualifiers/Flags:

U - Result is less than the sample specific MDC or less than the associated TPU.
Y1 - Chemical Yield is in control at 100-110%. Quantitative yield is assumed.
Y2 - Chemical Yield outside default limits.
LT - Result is less than Requested MDC, greater than sample specific MDC.
M - The requested MDC was not met.
M3 - The requested MDC was not met, but thereported activity is greater than the reported MDC.
W - DER is greater than Warning Limit of 1.42
D - DER is greater than Control Limit of 2.13

SQ - Spectral quality prevents accurate quantitation.
SI - Nuclide identification and/or quantitation is tentative.
TI - Nuclide identification is tentative.
R - Nuclide hes exceeded 8 halflives.
G - Sample density differs by more than 15% of LCS density.

Abbreviations:

TPU - Total Propagated Uncertainty (see PAI SOP 743)
MDC - Minimum Detectable Concentration (see PAI SOP 709)
BDL - Below Detection Limit

Data Package ID: *GSS0408122-1*

Gamma Spectroscopy Results

PAI 713 Rev 8

Sample Duplicate Results

Lab Name: Paragon Analytics
Work Order Number: 0408122
Client Name: New World Technologies
ClientProject ID: Ravenna GA00563

Field ID: SU2-A1
Lab ID: 0408122-1DUP

Library: FANP.LIB

Sample Matrix: SOIL
Prep SOP: PAI 739 Rev 8
Date Collected: 10-Aug-04
Date Prepared: 28-Aug-04
Date Analyzed: 09-Sep-04

Prep Batch: GS040828-1
QCBatchID: GS040828-1-1
Run ID: GS040828-1A
Count Time: 30 minutes
Report Basis: Dry Weight

Final Aliquot: 320 g
Prep Basis: Dry Weight
Moisture(%): NA
Result Units: pCi/g
File Name: 042187D01A

CASNO	Target Nuclide	Result +/- 2 s TPU	MDC	Lab Qualifier
15100-28-4	Pa-234m	1.4 +/- 8.5	17.0	U,G
15092-94-1	Pb-212	0.68 +/- 0.21	0.25	G
15067-28-4	Pb-214	0.65 +/- 0.19	0.23	G,J
13967-48-1	Ru-106	-0.12 +/- 0.64	1.25	U,G
14683-10-4	Sb-124	-0.016 +/- 0.089	0.172	U,G
14234-35-6	Sb-125	0.02 +/- 0.16	0.29	U,G
13967-63-0	Sc-46	-0.048 +/- 0.097	0.201	U,G
15623-47-9	Th-227	0.27 +/- 0.67	1.10	U,G
15065-10-8	Th-234	-0.3 +/- 1.3	2.3	U,G
14913-50-9	Tl-208	0.23 +/- 0.12	0.17	G
15117-96-1	U-235	-0.27 +/- 0.37	0.70	U,G
13982-39-3	Zn-65	-0.04 +/- 0.21	0.40	U,G

Comments:

Qualifiers/Flags:

U - Result is less than the sample specific MDC or less than the associated TPU.
Y1 - Chemical Yield is in control at 100-110%. Quantitative yield is assumed.
Y2 - Chemical Yield outside default limits.
LT - Result is less than Requested MDC, greater than sample specific MDC.
M - The requested MDC was not met.
M3 - The requested MDC was not met, but thereported activity is greater than the reported MDC.
W - DER is greater than Warning Limit of 1.42
D - DER is greater than Control Limit of 2.13

SQ - Spectral quality prevents accurate quantitation.
SI - Nuclide identification and/or quantitation is tentative.
TI - Nuclide identification is tentative.
R - Nuclide has exceeded 8 halflives.
G - Sample density differs by more than 15% of LCS density.

Abbreviations:

TPU - Total Propagated Uncertainty (see PAI SOP 743)
MDC - Minimum Detectable Concentration (see PAI SOP 709)
BDL - Below Detection Limit

Data Package ID: *GSS0408122-1*

Gamma Spectroscopy Results

PAI 713 Rev 8

Sample Results

Lab Name: Paragon Analytics
Work Order Number: 0408122
Client Name: New World Technologies
ClientProject ID: Ravenna GA00563

Field ID: SU2-A2
Lab ID: 0408122-2

Library: FANP.LIB

Sample Matrix: SOIL
Prep SOP: PAI 739 Rev 8
Date Collected: 10-Aug-04
Date Prepared: 28-Aug-04
Date Analyzed: 09-Sep-04

Prep Batch: GS040828-1
QCBatchID: GS040828-1-1
Run ID: GS040828-1A
Count Time: 30 minutes
Report Basis: Dry Weight

Final Aliquot: 260 g
Prep Basis: Dry Weight
Moisture(%): NA
Result Units: pCi/g
File Name: 041493D03A

CASNO	Target Nuclide	Result +/- 2 s TPU	MDC	Lab Qualifier
14331-83-0	Ac-228	0.80 +/- 0.23	0.34	LT,G
14391-76-5	Ag-110m	-0.088 +/- 0.074	0.149	U,G
14682-66-7	Al-26	-0.036 +/- 0.053	0.112	U,G
14596-10-2	Am-241	-0.01 +/- 0.38	0.66	U,G
13966-02-4	Be-7	0.06 +/- 0.58	1.03	U,G
14913-49-6	Bi-212	0.53 +/- 0.84	1.39	U,G
14733-03-0	Bi-214	0.65 +/- 0.18	0.22	G,J
13982-30-4	Ce-139	0.021 +/- 0.054	0.092	U,G
14762-78-8	Ce-144	-0.13 +/- 0.39	0.68	U,G
14093-03-9	Co-56	0.14 +/- 0.12	0.18	U,G
13981-50-5	Co-57	0.003 +/- 0.047	0.082	U,G
13981-38-9	Co-58	-0.038 +/- 0.053	0.106	U,G
10198-40-0	Co-60	0.017 +/- 0.055	0.097	U,G
14392-02-0	Cr-51	0 +/- 0.88	1.54	U,G
13967-70-9	Cs-134	0.039 +/- 0.099	0.162	U,G

Comments:

Qualifiers/Flags:

U - Result is less than the sample specific MDC or less than the associated TPU

Y1 - Chemical Yield is in control at 100-110%. Quantitative Yield is assumed.

Y2 - Chemical Yield outside default limits.

LT - Result is less than Requested MDC, greater than sample specific MDC.

M3 - The requested MDC was not met, but the reported activity is greater than the reported MDC.

M - Tha requested MDC was not meL

Abbreviations:

TPU - Total Propagated Uncertainty (see PAI SOP 743)

MDC - Minimum Detectable Concentration (see PAI SOP 709)

BDL - Below Detection Limit

SQ - Spectral quality prevents accurate quantitation.

SI - Nuclide identification and/or quantitation is tentative.

TI - Nuclide identification is tentative.

R - Nuclide has exceeded 8 halflives.

G - Sample density differs by more than 15% of LCS density.

Data Package ID: *GSS0408122-1*

Gamma Spectroscopy Results

PAI 713 Rev 8

Sample Results

Lab Name: Paragon Analytics
Work Order Number: 0408122
Client Name: New World Technologies
ClientProject ID: Ravenna GA00563

Field ID: SU2-A2
Lab ID: 0408122-2

Library: FANP.LIB

Sample Matrix: SOIL
Prep SOP: PAI 739 Rev 8
Date Collected: 10-Aug-04
Date Prepared: 28-Aug-04
Date Analyzed: 09-Sep-04

Prep Batch: GS040828-1
QCBatchID: GS040828-1-1
Run ID: GS040828-1A
Count Time: 30 minutes
Report Basis: Dry Weight

Final Aliquot: 260 g
Prep Basis: Dry Weight
Moisture(%): NA
Result Units: pCi/g
File Name: 041493D03A

CASNO	Target Nuclide	Result +/- 2 s TPU	MDC	Lab Qualifier
10045-97-3	Cs-137	0.236 +/- 0.082	0.101	G
14683-23-9	Eu-152	-0.04 +/- 0.27	0.51	U,G
15585-10-1	Eu-154	-0.14 +/- 0.28	0.54	U,G
14391-16-3	Eu-155	0.05 +/- 0.20	0.35	U,G
14596-12-4	Fe-59	-0.06 +/- 0.15	0.28	U,G
10043-66-0	I-131	0.12 +/- 0.67	1.17	U,G
13966-00-2	K-40	7.6 +/- 1.6	1.3	G
13966-31-9	Mn-54	0.028 +/- 0.058	0.099	U,G
13966-32-0	Na-22	-0.016 +/- 0.063	0.118	U,G
14681-63-1	Nb-94	-0.003 +/- 0.059	0.104	U,G
13967-76-5	Nb-95	0.011 +/- 0.072	0.126	U,G
15100-28-4	Pa-234m	1 +/- 10	18	U,G
15092-94-1	Pb-212	0.98 +/- 0.20	0.19	G
15067-28-4	Pb-214	0.92 +/- 0.19	0.20	G,J
13967-48-1	Ru-106	-0.25 +/- 0.57	1.05	U,G

Comments:

Qualifiers/Flags:

U - Result is less than the sample specific MDC or less than the associated TPU

Y1 - Chemical Yield is in control at 100-110%. Quantitative Yield is assumed.

Y2 - Chemical Yield outside default limits.

LT - Result is less than Requested MDC, greater than sample specific MDC.

M3 - The requested MDC was not met, but the reported activity is greater than the reported MDC.

M - The requested MDC was not met.

SQ - Spectral quality prevents accurate quantitation.

SI - Nuclide identification and/or quantitation is tentative.

TI - Nuclide identification is tentative.

R - Nuclide has exceeded 8 halflives.

G - Sample density differs by more than 15% of LCS density.

Abbreviations:

TPU - Total Propagated Uncertainty (see PAI SOP 743)

MDC - Minimum Detectable Concentration (see PAI SOP 709)

BDL - Below Detection Limit

Data Package ID: *GSS0408122-1*

Gamma Spectroscopy Results

PAI 713 Rev 8

Sample Results

Lab Name: Paragon Analytics
Work Order Number: 0408122
Client Name: New World Technologies
ClientProject ID: Ravenna GA00563

Field ID: SU2-A2
Lab ID: 0408122-2

Library: FANP.LIB

Sample Matrix: SOIL
Prep SOP: PAI 739 Rev 8
Date Collected: 10-Aug-04
Date Prepared: 28-Aug-04
Date Analyzed: 09-Sep-04

Prep Batch: GS040828-1
QCBatchID: GS040828-1-1
Run ID: GS040828-1A
Count Time: 30 minutes
Report Basis: Dry Weight

Final Aliquot: 260 g
Prep Basis: Dry Weight
Moisture(%): NA
Result Units: pCi/g
File Name: 041493D03A

CASNO	Target Nuclide	Result +/- 2 s TPU	MDC	Lab Qualifier
14683-10-4	Sb-124	0.070 +/- 0.086	0.140	U,G
14234-35-6	Sb-125	-0.05 +/- 0.14	0.25	U,G
13967-63-0	Sc-46	-0.014 +/- 0.064	0.118	U,G
15623-47-9	Th-227	-0.20 +/- 0.61	1.06	U,G
15065-10-8	Th-234	1.4 +/- 1.0	1.6	U,G
14913-50-9	Tl-208	0.309 +/- 0.090	0.104	G
15117-96-1	U-235	0.25 +/- 0.36	0.59	U,G
13982-39-3	Zn-65	-0.19 +/- 0.16	0.30	U,G

Comments:

Qualifiers/Flags:

U - Result is less than the sample specific MDC or less than the associated TPU

Y1 - Chemical Yield is in control at 100-110%. Quantitative Yield is assumed.

Y2 - Chemical Yield outside default limits.

LT - Result is less than Requested MDC, greater than sample specific MDC.

M3 - The requested MDC was not met, but the reported activity is greater than the reported MDC.

M - The requested MDC was not met.

SQ - Spectral quality prevents accurate quantitation.

SI - Nuclide identification and/or quantitation is tentative.

TI - Nuclide identification is tentative.

R - Nuclide has exceeded 8 halflives.

G - Sample density differs by more than 15% of LCS density.

Abbreviations:

TPU - Total Propagated Uncertainty (see PAI SOP 743)

MDC - Minimum Detectable Concentration (see PAI SOP 709)

BDL - Below Detection Limit

Data Package ID: *GSS0408122-1*

Gamma Spectroscopy Results

PAI 713 Rev 8

Sample Results

Lab Name: Paragon Analytics
Work Order Number: 0408122
Client Name: New World Technologies
ClientProject ID: Ravenna GA00563

Field ID: SU2-A3
Lab ID: 0408122-3

Library: FANP.LIB

Sample Matrix: SOIL
Prep SOP: PAI 739 Rev 8
Date Collected: 10-Aug-04
Date Prepared: 28-Aug-04
Date Analyzed: 09-Sep-04

Prep Batch: GS040828-1
QCBatchID: GS040828-1-1
Run ID: GS040828-1A
Count Time: 30 minutes
Report Basis: Dry Weight

Final Aliquot: 248 g
Prep Basis: Dry Weight
Moisture(%): NA
Result Units: pCi/g
File Name: 041539D08A

CASNO	Target Nuclide	Result +/- 2 s TPU	MDC	Lab Qualifier
14331-83-0	Ac-228	1.06 +/- 0.42	0.68	G
14391-76-5	Ag-110m	0.003 +/- 0.076	0.144	U,G
14682-66-7	Al-26	-0.035 +/- 0.095	0.214	U,G
14596-10-2	Am-241	-0.06 +/- 0.16	0.28	U,G
13966-02-4	Be-7	-0.43 +/- 0.89	1.78	U,G
14913-49-6	Bi-212	1.6 +/- 1.3	2.0	U,G
14733-03-0	Bi-214	1.21 +/- 0.33	0.30	G,J
13982-30-4	Ce-139	0.038 +/- 0.060	0.100	U,G
14762-78-8	Ce-144	0 +/- 0.38	0.68	U,G
14093-03-9	Co-56	0.06 +/- 0.23	0.42	U,G
13981-50-5	Co-57	0.027 +/- 0.047	0.079	U,G
13981-38-9	Co-58	-0.021 +/- 0.099	0.199	U,G
10198-40-0	Co-60	0.03 +/- 0.11	0.21	U,G
14392-02-0	Cr-51	-0.3 +/- 1.2	2.3	U,G
13967-70-9	Cs-134	0.032 +/- 0.088	0.155	U,G

Comments:

Qualifiers/Flags:

U - Result is less than the sample specific MDC or less than the associated TPU

Y1 - Chemical Yield is in control at 100-110%. Quantitative Yield is assumed.

Y2 - Chemical Yield outside default limits.

LT - Result is less than Requested MDC, greater than sample specific MDC.

M3 - The requested MDC was not met, but the reported activity is greater than the reported MDC.

M - The requested MDC was not met.

SQ - Spectral quality prevents accurate quantitation.

SI - Nuclide identification and/or quantitation is tentative.

TI - Nuclide identification is tentative.

R - Nuclide has exceeded 8 halflives.

G - Sample density differs by more than 15% of LCS density.

Abbreviations:

TPU - Total Propagated Uncertainty (see PAI SOP 743)

MDC - Minimum Detectable Concentration (see PAI SOP 709)

BDL - Below Detection Limit

Data Package ID: *GSS0408122-1*

Gamma Spectroscopy Results

PAI 713 Rev 8

Sample Results

Lab Name: Paragon Analytics
Work Order Number: 0408122
Client Name: New World Technologies
ClientProject ID: Ravenna GA00563

Field ID: SU2-A3
Lab ID: 0408122-3

Library: FANP.LIB

Sample Matrix: SOIL
Prep SOP: PAI 739 Rev 8
Date Collected: 10-Aug-04
Date Prepared: 28-Aug-04
Date Analyzed: 09-Sep-04

Prep Batch: GS040828-1
QCBatchID: GS040828-1-1
Run ID: GS040828-1A
Count Time: 30 minutes
Report Basis: Dry Weight

Final Aliquot: 248 g
Prep Basis: Dry Weight
Moisture(%): NA
Result Units: pCi/g
File Name: 041539D08A

CASNO	Target Nuclide	Result +/- 2 s TPU	MDC	Lab Qualifier
10045-97-3	Cs-137	0.131 +/- 0.099	0.144	U,G
14683-23-9	Eu-152	-0.16 +/- 0.37	0.84	U,G
15585-10-1	Eu-154	-0.15 +/- 0.49	0.99	U,G
14391-16-3	Eu-155	0.10 +/- 0.19	0.31	U,G
14596-12-4	Fe-59	0.08 +/- 0.26	0.47	U,G
10043-66-0	I-131	0.13 +/- 0.87	1.58	U,G
13966-00-2	K-40	5.3 +/- 2.0	2.1	G
13966-31-9	Mn-54	-0.017 +/- 0.087	0.172	U,G
13966-32-0	Na-22	-0.01 +/- 0.10	0.20	U,G
14681-63-1	Nb-94	0.036 +/- 0.080	0.139	U,G
13967-76-5	Nb-95	-0.01 +/- 0.11	0.22	U,G
15100-28-4	Pa-234m	15 +/- 15	24	U,G
15092-94-1	Pb-212	1.30 +/- 0.28	0.25	G
15067-28-4	Pb-214	0.91 +/- 0.24	0.32	G,J
13967-48-1	Ru-106	0.08 +/- 0.83	1.53	U,G

Comments:

Qualifiers/Flags:

U - Result is less than the sample specific MDC or less than the associated TPU

Y1 - Chemical Yield is in control at 100-110%. Quantitative Yield is assumed.

Y2 - Chemical Yield outside default limits.

LT - Result is less than Requested MDC, greater than sample specific MDC.

M3 - The requested MDC was not met, but the reported activity is greater than the reported MDC.

M - The requested MDC was not met.

SQ - Spectral quality prevents accurate quantitation.

SI - Nuclide identification and/or quantitation is tentative.

TI - Nuclide identification is tentative.

R - Nuclide has exceeded 8 halflives.

G - Sample density differs by more than 15% of LCS density.

Abbreviations:

TPU - Total Propagated Uncertainty (see PAI SOP 743)

MDC - Minimum Detectable Concentration (see PAI SOP 709)

BDL - Below Detection Limit

Data Package ID: *GSS0408122-1*

Gamma Spectroscopy Results

PAI 713 Rev 8

Sample Results

Lab Name: Paragon Analytics
Work Order Number: 0408122
Client Name: New World Technologies
ClientProject ID: Ravenna GA00563

Field ID: SU2-A3
Lab ID: 0408122-3

Library: FANP.LIB

Sample Matrix: SOIL
Prep SOP: PAI 739 Rev 8
Date Collected: 10-Aug-04
Date Prepared: 28-Aug-04
Date Analyzed: 09-Sep-04

Prep Batch: GS040828-1
QCBatchID: GS040828-1-1
Run ID: GS040828-1A
Count Time: 30 minutes
Report Basis: Dry Weight

Final Aliquot: 248 g
Prep Basis: Dry Weight
Moisture(%): NA
Result Units: pCi/g
File Name: 041539D08A

CASNO	Target Nuclide	Result +/- 2 s TPU	MDC	Lab Qualifier
14683-10-4	Sb-124	0.06 +/- 0.12	0.21	U,G
14234-35-6	Sb-125	0.05 +/- 0.23	0.41	U,G
13967-63-0	Sc-46	-0.07 +/- 0.11	0.23	U,G
15623-47-9	Th-227	-3 +/- 15	24	U,G
15065-10-8	Th-234	1.51 +/- 0.95	1.88	U,G
14913-50-9	Tl-208	0.46 +/- 0.15	0.15	G
15117-96-1	U-235	0.06 +/- 0.37	0.66	U,G
13982-39-3	Zn-65	-0.17 +/- 0.21	0.45	U,G

Comments:

Qualifiers/Flags:

U - Result is less than the sample specific MDC or less than the associated TPU

Y1 - Chemical Yield is in control at 100-110%. Quantitative Yield is assumed.

Y2 - Chemical Yield outside default limits.

LT - Result is less than Requested MDC, greater than sample specific MDC.

M3 - The requested MDC was not met, but the reported activity is greater than the reported MDC.

M - The requested MDC was not met.

SQ - Spectral quality prevents accurate quantitation.

SI - Nuclide identification and/or quantitation is tentative.

TI - Nuclide identification is tentative.

R - Nuclide has exceeded 8 halflives.

G - Sample density differs by more than 15% of LCS density.

Abbreviations:

TPU - Total Propagated Uncertainty (see PAI SOP 743)

MDC - Minimum Detectable Concentration (see PAI SOP 709)

BDL - Below Detection Limit

Data Package ID: *GSS0408122-1*

Gamma Spectroscopy Results

PAI 713 Rev 8

Sample Results

Lab Name: Paragon Analytics
Work Order Number: 0408122
Client Name: New World Technologies
ClientProject ID: Ravenna GA00563

Field ID: SU2-A4
Lab ID: 0408122-4

Library: FANP.LIB

Sample Matrix: SOIL
Prep SOP: PAI 739 Rev 8
Date Collected: 10-Aug-04
Date Prepared: 28-Aug-04
Date Analyzed: 09-Sep-04

Prep Batch: GS040828-1
QCBatchID: GS040828-1-1
Run ID: GS040828-1A
Count Time: 30 minutes
Report Basis: Dry Weight

Final Aliquot: 264 g
Prep Basis: Dry Weight
Moisture(%): NA
Result Units: pCi/g
File Name: 042188D01A

CASNO	Target Nuclide	Result +/- 2 s TPU	MDC	Lab Qualifier
14331-83-0	Ac-228	2.08 +/- 0.51	0.68	G
14391-76-5	Ag-110m	-0.08 +/- 0.19	0.35	U,G
14682-66-7	Al-26	0.039 +/- 0.097	0.181	U,G
14596-10-2	Am-241	-0.52 +/- 0.79	1.50	U,G
13966-02-4	Be-7	-0.12 +/- 0.96	1.82	U,G
14913-49-6	Bi-212	1.8 +/- 1.9	3.0	U,G
14733-03-0	Bi-214	0.83 +/- 0.37	0.50	G,J
13982-30-4	Ce-139	0.018 +/- 0.080	0.138	U,G
14762-78-8	Ce-144	0.43 +/- 0.54	0.88	U,G
14093-03-9	Co-56	0.43 +/- 0.26	0.32	G,TI
13981-50-5	Co-57	0.037 +/- 0.061	0.102	U,G
13981-38-9	Co-58	-0.03 +/- 0.11	0.22	U,G
10198-40-0	Co-60	0.015 +/- 0.096	0.187	U,G
14392-02-0	Cr-51	0.5 +/- 1.4	2.3	U,G
13967-70-9	Cs-134	-0.11 +/- 0.14	0.29	U,G

Comments:

Qualifiers/Flags:

U - Result is less than the sample specific MDC or less than the associated TPU

Y1 - Chemical Yield is in control at 100-110%. Quantitative Yield is assumed.

Y2 - Chemical Yield outside default limits.

LT - Result is less than Requested MDC, greater than sample specific MDC.

M3 - The requested MDC was not met, but the reported activity is greater than the reported MDC.

M - The requested MDC was not met.

SQ - Spectral quality prevents accurate quantitation.

SI - Nuclide identification and/or quantitation is tentative.

TI - Nuclide identification is tentative.

R - Nuclide has exceeded 8 halflives.

G - Sample density differs by more than 15% of LCS density.

Abbreviations:

TPU - Total Propagated Uncertainty (see PAI SOP 743)

MDC - Minimum Detectable Concentration (see PAI SOP 709)

BDL - Below Detection Limit

Data Package ID: *GSS0408122-1*

Gamma Spectroscopy Results

PAI 713 Rev 8

Sample Results

Lab Name: Paragon Analytics
Work Order Number: 0408122
Client Name: New World Technologies
ClientProject ID: Ravenna GA00563

Field ID: SU2-A4
Lab ID: 0408122-4

Library: FANP.LIB

Sample Matrix: SOIL
Prep SOP: PAI 739 Rev 8
Date Collected: 10-Aug-04
Date Prepared: 28-Aug-04
Date Analyzed: 09-Sep-04

Prep Batch: GS040828-1
QCBatchID: GS040828-1-1
Run ID: GS040828-1A
Count Time: 30 minutes
Report Basis: Dry Weight

Final Aliquot: 264 g
Prep Basis: Dry Weight
Moisture(%): NA
Result Units: pCi/g
File Name: 042188D01A

CASNO	Target Nuclide	Result +/- 2 s TPU	MDC	Lab Qualifier
10045-97-3	Cs-137	0.20 +/- 0.13	0.19	G
14683-23-9	Eu-152	-0.36 +/- 0.57	1.24	U,G
15585-10-1	Eu-154	0.40 +/- 0.50	0.80	U,G
14391-16-3	Eu-155	0.14 +/- 0.31	0.52	U,G
14596-12-4	Fe-59	-0.12 +/- 0.28	0.59	U,G
10043-66-0	I-131	-0.2 +/- 1.1	2.0	U,G
13966-00-2	K-40	3.6 +/- 2.1	2.8	G
13966-31-9	Mn-54	0.009 +/- 0.085	0.162	U,G
13966-32-0	Na-22	-0.04 +/- 0.10	0.22	U,G
14681-63-1	Nb-94	0.03 +/- 0.11	0.19	U,G
13967-76-5	Nb-95	-0.03 +/- 0.13	0.25	U,G
15100-28-4	Pa-234m	-12 +/- 15	33	U,G
15092-94-1	Pb-212	2.03 +/- 0.38	0.32	G
15067-28-4	Pb-214	0.89 +/- 0.25	0.34	G,J
13967-48-1	Ru-106	-0.66 +/- 0.87	1.79	U,G

Comments:

Qualifiers/Flags:

U - Result is less than the sample specific MDC or less than the associated TPU

Y1 - Chemical Yield is in control at 100-110%. Quantitative Yield is assumed.

Y2 - Chemical Yield outside default limits.

LT - Result is less than Requested MDC, greater than sample specific MDC.

M3 - The requested MDC was not met, but the reported activity is greater than the reported MDC.

M - The requested MDC was not met.

SQ - Spectral quality prevents accurate quantitation.

SI - Nuclide Identification and/or quantitation is tentative.

TI - Nuclide Identification is tentative.

R - Nuclide has exceeded 8 halflives.

G - Sample density differs by more than 15% of LCS density.

Abbreviations:

TPU - Total Propagated Uncertainty (see PAI SOP 743)

MDC - Minimum Detectable Concentration (see PAI SOP 709)

BDL - Below Detection Limit

Data Package ID: *GSS0408122-1*

Gamma Spectroscopy Results

PAI 713 Rev 8

Sample Results

Lab Name: Paragon Analytics
Work Order Number: 0408122
Client Name: New World Technologies
ClientProject ID: Ravenna GA00563

Field ID: SU2-A4
Lab ID: 0408122-4

Library: FANP.LIB

Sample Matrix: SOIL
Prep SOP: PAI 739 Rev 8
Date Collected: 10-Aug-04
Date Prepared: 28-Aug-04
Date Analyzed: 09-Sep-04

Prep Batch: GS040828-1
QCBatchID: GS040828-1-1
Run ID: GS040828-1A
Count Time: 30 minutes
Report Basis: Dry Weight

Final Aliquot: 264 g
Prep Basis: Dry Weight
Moisture(%): NA
Result Units: pCi/g
File Name: 042188D01A

CASNO	Target Nuclide	Result +/- 2 s TPU	MDC	Lab Qualifier
14683-10-4	Sb-124	0.01 +/- 0.14	0.26	U,G
14234-35-6	Sb-125	0.14 +/- 0.22	0.42	U,G
13967-63-0	Sc-46	-0.07 +/- 0.11	0.24	U,G
15623-47-9	Th-227	-3 +/- 15	25	U,G
15065-10-8	Th-234	3.4 +/- 2.0	3.0	G,TI
14913-50-9	Tl-208	0.57 +/- 0.17	0.18	G
15117-96-1	U-235	-0.28 +/- 0.51	0.94	U,G
13982-39-3	Zn-65	-0.27 +/- 0.24	0.54	U,G

Comments:

Qualifiers/Flags:

U - Result is less than the sample specific MDC or less than the associated TPU

Y1 - Chemical Yield is in control at 100-110%. Quantitative Yield is assumed.

Y2 - Chemical Yield outside default limits.

LT - Result is less than Requested MDC, greater than sample specific MDC.

M3 - The requested MDC was not met, but the reported activity is greater than the reported MDC.

M - The requested MDC was not met.

SQ - Spectral quality prevents accurate quantitation.

SI - Nuclide identification and/or quantitation is tentative.

TI - Nuclide identification is tentative.

R - Nuclide has exceeded 8 halflives.

G - Sample density differs by more than 15% of LCS density.

Abbreviations:

TPU - Total Propagated Uncertainty (see PAI SOP 743)

MDC - Minimum Detectable Concentration (see PAI SOP 709)

BDL - Below Detection Limit

Data Package ID: *GSS0408122-1*

Gamma Spectroscopy Results

PAI 713 Rev 8

Sample Results

Lab Name: Paragon Analytics
Work Order Number: 0408122
Client Name: New World Technologies
ClientProject ID: Ravenna GA00563

Field ID: SU2-A5
Lab ID: 0408122-5

Library: FANP.LIB

Sample Matrix: SOIL
Prep SOP: PAI 739 Rev 8
Date Collected: 10-Aug-04
Date Prepared: 28-Aug-04
Date Analyzed: 09-Sep-04

Prep Batch: GS040828-1
QCBatchID: GS040828-1-1
Run ID: GS040828-1A
Count Time: 30 minutes
Report Basis: Dry Weight

Final Aliquot: 278 g
Prep Basis: Dry Weight
Moisture(%): NA
Result Units: pCi/g
File Name: 041494D03A

CASNO	Target Nuclide	Result +/- 2 s TPU	MDC	Lab Qualifier
14331-83-0	Ac-228	1.75 +/- 0.32	0.35	G
14391-76-5	Ag-110m	-0.061 +/- 0.092	0.169	U,G
14682-66-7	Al-26	-0.017 +/- 0.056	0.109	U,G
14596-10-2	Am-241	0.13 +/- 0.44	0.74	U,G
13966-02-4	Be-7	0.67 +/- 0.65	1.04	U,G
14913-49-6	Bi-212	1.98 +/- 0.91	1.24	G
14733-03-0	Bi-214	1.10 +/- 0.22	0.22	G,J
13982-30-4	Ce-139	0.007 +/- 0.058	0.100	U,G
14762-78-8	Ce-144	0.27 +/- 0.40	0.66	U,G
14093-03-9	Co-56	0.29 +/- 0.18	0.27	G,TI
13981-50-5	Co-57	-0.029 +/- 0.050	0.089	U,G
13981-38-9	Co-58	0.025 +/- 0.067	0.116	U,G
10198-40-0	Co-60	-0.012 +/- 0.057	0.106	U,G
14392-02-0	Cr-51	0.33 +/- 0.85	1.44	U,G
13967-70-9	Cs-134	0.084 +/- 0.055	0.080	G,TI

Comments:

Qualifiers/Flags:

U - Result is less than the sample specific MDC or less than the associated TPU

Y1 - Chemical Yield is in control at 100-110%. Quantitative Yield is assumed.

Y2 - Chemical Yield outside default limits.

LT - Result is less than Requested MDC, greater than sample specific MDC.

M3 - The requested MDC was not met, but the reported activity is greater than the reported MDC.

M - The requested MDC was not met.

SQ - Spectral quality prevents accurate quantitation.

SI - Nuclide identification and/or quantitation is tentative.

TI - Nuclide identification is tentative.

R - Nuclide has exceeded 8 halflives.

G - Sample density differs by more than 15% of LCS density.

Abbreviations:

TPU - Total Propagated Uncertainty (see PAI SOP 743)

MDC - Minimum Detectable Concentration (see PAI SOP 709)

BDL - Below Detection Limit

Data Package ID: *GSS0408122-1*

Gamma Spectroscopy Results

PAI 713 Rev 8

Sample Results

Lab Name: Paragon Analytics
Work Order Number: 0408122
Client Name: New World Technologies
ClientProject ID: Ravenna GA00563

Field ID: SU2-A5
Lab ID: 0408122-5

Library: FANP.LIB

Sample Matrix: SOIL
Prep SOP: PAI 739 Rev 8
Date Collected: 10-Aug-04
Date Prepared: 28-Aug-04
Date Analyzed: 09-Sep-04

Prep Batch: GS040828-1
QCBatchID: GS040828-1-1
Run ID: GS040828-1A
Count Time: 30 minutes
Report Basis: Dry Weight

Final Aliquot: 278 g
Prep Basis: Dry Weight
Moisture(%): NA
Result Units: pCi/g
File Name: 041494D03A

CASNO	Target Nuclide	Result +/- 2 s TPU	MDC	Lab Qualifier
10045-97-3	Cs-137	0.417 +/- 0.099	0.095	G
14683-23-9	Eu-152	0.19 +/- 0.28	0.46	U,G
15585-10-1	Eu-154	-0.16 +/- 0.27	0.52	U,G
14391-16-3	Eu-155	0.07 +/- 0.23	0.39	U,G
14596-12-4	Fe-59	-0.07 +/- 0.15	0.29	U,G
10043-66-0	I-131	0.16 +/- 0.69	1.18	U,G
13966-00-2	K-40	6.1 +/- 1.4	1.2	G
13966-31-9	Mn-54	0.026 +/- 0.060	0.101	U,G
13966-32-0	Na-22	0.044 +/- 0.066	0.110	U,G
14681-63-1	Nb-94	-0.025 +/- 0.057	0.104	U,G
13967-76-5	Nb-95	0.032 +/- 0.076	0.130	U,G
15100-28-4	Pa-234m	3.6 +/- 9.5	16.3	U,G
15092-94-1	Pb-212	2.10 +/- 0.32	0.21	G
15067-28-4	Pb-214	1.33 +/- 0.22	0.21	G,J
13967-48-1	Ru-106	0.07 +/- 0.58	1.00	U,G

Comments:

Qualifiers/Flags:

U - Result is less than the sample specific MDC or less than the associated TPU

Y1 - Chemical Yield is in control at 100-110%. Quantitative Yield is assumed.

Y2 - Chemical Yield outside default limits.

LT - Result is less than Requested MDC, greater than sample specific MDC.

M3 - The requested MDC was not met, but the reported activity is greater than the reported MDC.

M - The requested MDC was not met.

SQ - Spectral quality prevents accurate quantitation.

SI - Nuclide identification and/or quantitation is tentative.

TI - Nuclide identification is tentative.

R - Nuclide has exceeded 8 halflives.

G - Sample density differs by more than 15% of LCS density.

Abbreviations:

TPU - Total Propagated Uncertainty (see PAI SOP 743)

MDC - Minimum Detectable Concentration (see PAI SOP 709)

BDL - Below Detection Limit

Data Package ID: *GSS0408122-1*

Gamma Spectroscopy Results

PAI 713 Rev 8

Sample Results

Lab Name: Paragon Analytics
Work Order Number: 0408122
Client Name: New World Technologies
ClientProject ID: Ravenna GA00563

Field ID: SU2-A5
Lab ID: 0408122-5

Library: FANP.LIB

Sample Matrix: SOIL
Prep SOP: PAI 739 Rev 8
Date Collected: 10-Aug-04
Date Prepared: 28-Aug-04
Date Analyzed: 09-Sep-04

Prep Batch: GS040828-1
QCBatchID: GS040828-1-1
Run ID: GS040828-1A
Count Time: 30 minutes
Report Basis: Dry Weight

Final Aliquot: 278 g
Prep Basis: Dry Weight
Moisture(%): NA
Result Units: pCi/g
File Name: 041494D03A

CASNO	Target Nuclide	Result +/- 2 s TPU	MDC	Lab Qualifier
14683-10-4	Sb-124	0.065 +/- 0.082	0.133	U,G
14234-35-6	Sb-125	-0.02 +/- 0.15	0.29	U,G
13967-63-0	Sc-46	0.002 +/- 0.058	0.104	U,G
15623-47-9	Th-227	0.4 +/- 9.2	15.2	U,G
15065-10-8	Th-234	1.12 +/- 0.95	1.51	U,G
14913-50-9	Tl-208	0.61 +/- 0.12	0.10	G
15117-96-1	U-235	-0.38 +/- 0.38	0.68	U,G
13982-39-3	Zn-65	0.07 +/- 0.23	0.39	U,G

Comments:

Qualifiers/Flags:

U - Result is less than the sample specific MDC or less than the associated TPU

Y1 - Chemical Yield is in control at 100-110%. Quantitative Yield is assumed.

Y2 - Chemical Yield outside default limits.

LT - Result is less than Requested MDC, greater than sample specific MDC.

M3 - The requested MDC was not met, but the reported activity is greater than the reported MDC.

M - The requested MDC was not met.

SQ - Spectral quality prevents accurate quantitation.

SI - Nuclide identification and/or quantitation is tentative.

TI - Nuclide identification is tentative.

R - Nuclide has exceeded 8 halflives.

G - Sample density differs by more than 15% of LCS density.

Abbreviations:

TPU - Total Propagated Uncertainty (see PAI SOP 743)

MDC - Minimum Detectable Concentration (see PAI SOP 709)

BDL - Below Detection Limit

Data Package ID: *GSS0408122-1*

Gamma Spectroscopy Results

PAI 713 Rev 8

Sample Results

Lab Name: Paragon Analytics
Work Order Number: 0408122
Client Name: New World Technologies
ClientProject ID: Ravenna GA00563

Field ID: SU2-B3
Lab ID: 0408122-6

Library: FANP.LIB

Sample Matrix: SOIL
Prep SOP: PAI 739 Rev 8
Date Collected: 10-Aug-04
Date Prepared: 28-Aug-04
Date Analyzed: 10-Sep-04

Prep Batch: GS040828-1
QCBatchID: GS040828-1-1
Run ID: GS040828-1A
Count Time: 30 minutes
Report Basis: Dry Weight

Final Aliquot: 298 g
Prep Basis: Dry Weight
Moisture(%): NA
Result Units: pCi/g
File Name: 042191D01A

CASNO	Target Nuclide	Result +/- 2 s TPU	MDC	Lab Qualifier
14331-83-0	Ac-228	1.70 +/- 0.46	0.81	G
14391-76-5	Ag-110m	0.02 +/- 0.10	0.18	U,G
14682-66-7	Al-26	0.005 +/- 0.075	0.161	U,G
14596-10-2	Am-241	-0.12 +/- 0.78	1.41	U,G
13966-02-4	Be-7	0.06 +/- 0.97	1.77	U,G
14913-49-6	Bi-212	3.7 +/- 1.7	2.1	G
14733-03-0	Bi-214	0.79 +/- 0.28	0.33	G,J
13982-30-4	Ce-139	0.016 +/- 0.075	0.130	U,G
14762-78-8	Ce-144	-0.50 +/- 0.50	0.94	U,G
14093-03-9	Co-56	0.22 +/- 0.22	0.33	U,G
13981-50-5	Co-57	-0.008 +/- 0.064	0.114	U,G
13981-38-9	Co-58	-0.020 +/- 0.089	0.182	U,G
10198-40-0	Co-60	0.02 +/- 0.10	0.19	U,G
14392-02-0	Cr-51	0.7 +/- 1.3	2.3	U,G
13967-70-9	Cs-134	0.043 +/- 0.095	0.163	U,G

Comments:

Qualifiers/Flags:

U - Result is less than the sample specific MDC or less than the associated TPU

Y1 - Chemical Yield is in control at 100-110%. Quantitative Yield is assumed.

Y2 - Chemical Yield outside default limits.

LT - Result is less than Requested MDC, greater than sample specific MDC.

M3 - The requested MDC was not met, but the reported activity is greater than the reported MDC.

M - The requested MDC was not met.

SQ - Spectral quality prevents accurate quantitation.

SI - Nuclide Identification and/or quantitation is tentative.

TI - Nuclide identification is tentative.

R - Nuclide has exceeded 8 halflives.

G - Sample density differs by more than 15% of LCS density.

Abbreviations:

TPU - Total Propagated Uncertainty (see PAI SOP 743)

MDC - Minimum Detectable Concentration (see PAI SOP 709)

BDL - Below Detection Limit

Data Package ID: *GSS0408122-1*

Gamma Spectroscopy Results

PAI 713 Rev 8

Sample Results

Lab Name: Paragon Analytics
Work Order Number: 0408122
Client Name: New World Technologies
ClientProject ID: Ravenna GA00563

Field ID: SU2-B3
Lab ID: 0408122-6

Library: FANP.LIB

Sample Matrix: SOIL
Prep SOP: PAI 739 Rev 8
Date Collected: 10-Aug-04
Date Prepared: 28-Aug-04
Date Analyzed: 10-Sep-04

Prep Batch: GS040828-1
QCBatchID: GS040828-1-1
Run ID: GS040828-1A
Count Time: 30 minutes
Report Basis: Dry Weight

Final Aliquot: 298 g
Prep Basis: Dry Weight
Moisture(%): NA
Result Units: pCi/g
File Name: 042191D01A

CASNO	Target Nuclide	Result +/- 2 s TPU	MDC	Lab Qualifier
10045-97-3	Cs-137	0.20 +/- 0.10	0.12	G
14683-23-9	Eu-152	0.01 +/- 0.41	0.82	U,G
15585-10-1	Eu-154	0.10 +/- 0.47	0.87	U,G
14391-16-3	Eu-155	0.23 +/- 0.30	0.49	U,G
14596-12-4	Fe-59	0.17 +/- 0.27	0.46	U,G
10043-66-0	I-131	1.0 +/- 1.1	1.8	U,G
13966-00-2	K-40	3.3 +/- 1.9	2.7	G
13966-31-9	Mn-54	-0.03 +/- 0.10	0.20	U,G
13966-32-0	Na-22	-0.03 +/- 0.11	0.22	U,G
14681-63-1	Nb-94	0.03 +/- 0.10	0.18	U,G
13967-76-5	Nb-95	0.11 +/- 0.15	0.24	U,G
15100-28-4	Pa-234m	15 +/- 13	18	U,G
15092-94-1	Pb-212	2.34 +/- 0.40	0.25	G
15067-28-4	Pb-214	0.93 +/- 0.25	0.34	G,J
13967-48-1	Ru-106	0.39 +/- 0.80	1.38	U,G

Comments:

Qualifiers/Flags:

U - Result is less than the sample specific MDC or less than the associated TPU

Y1 - Chemical Yield is in control at 100-110%. Quantitative Yield is assumed.

Y2 - Chemical Yield outside default limits.

LT - Result is less than Requested MDC, greater than sample specific MDC.

M3 - The requested MDC was not met, but the reported activity is greater than the reported MDC.

M - The requested MDC was not met.

SQ - Spectral quality prevents accurate quantitation.

SI - Nuclide identification and/or quantitation is tentative.

TI - Nuclide identification is tentative.

R - Nuclide has exceeded 8 halflives.

G - Sample density differs by more than 15% of LCS density.

Abbreviations:

TPU - Total Propagated Uncertainty (see PAI SOP 743)

MDC - Minimum Detectable Concentration (see PAI SOP 709)

BDL - Below Detection Limit

Data Package ID: *GSS0408122-1*

Gamma Spectroscopy Results

PAI 713 Rev 8

Sample Results

Lab Name: Paragon Analytics
Work Order Number: 0408122
Client Name: New World Technologies
ClientProject ID: Ravenna GA00563

Field ID: SU2-B3
Lab ID: 0408122-6

Library: FANP.LIB

Sample Matrix: SOIL
Prep SOP: PAI 739 Rev 8
Date Collected: 10-Aug-04
Date Prepared: 28-Aug-04
Date Analyzed: 10-Sep-04

Prep Batch: GS040828-1
QCBatchID: GS040828-1-1
Run ID: GS040828-1A
Count Time: 30 minutes
Report Basis: Dry Weight

Final Aliquot: 298 g
Prep Basis: Dry Weight
Moisture(%): NA
Result Units: pCi/g
File Name: 042191D01A

CASNO	Target Nuclide	Result +/- 2 s TPU	MDC	Lab Qualifier
14683-10-4	Sb-124	-0.03 +/- 0.13	0.25	U,G
14234-35-6	Sb-125	0.19 +/- 0.24	0.39	U,G
13967-63-0	Sc-46	-0.031 +/- 0.096	0.197	U,G
15623-47-9	Th-227	-0.22 +/- 0.83	1.47	U,G
15065-10-8	Th-234	1.8 +/- 2.0	3.2	U,G
14913-50-9	Tl-208	0.64 +/- 0.19	0.21	G
15117-96-1	U-235	0.26 +/- 0.51	0.85	U,G
13982-39-3	Zn-65	-0.08 +/- 0.27	0.51	U,G

Comments:

Qualifiers/Flags:

U - Result is less than the sample specific MDC or less than the associated TPU

Y1 - Chemical Yield is in control at 100-110%. Quantitative Yield is assumed.

Y2 - Chemical Yield outside default limits.

LT - Result is less than Requested MDC, greater than sample specific MDC.

M3 - The requested MDC was not met, but the reported activity is greater than the reported MDC.

M - The requested MDC was not met.

SQ - Spectral quality prevents accurate quantitation.

SI - Nuclide identification and/or quantitation is tentative.

TI - Nuclide identification is tentative.

R - Nuclide has exceeded 8 halflives.

G - Sample density differs by more than 15% of LCS density.

Abbreviations:

TPU - Total Propagated Uncertainty (see PAI SOP 743)

MDC - Minimum Detectable Concentration (see PAI SOP 709)

BDL - Below Detection Limit

Data Package ID: *GSS0408122-1*

Gamma Spectroscopy Results

PAI 713 Rev 8

Sample Results

Lab Name: Paragon Analytics
Work Order Number: 0408122
Client Name: New World Technologies
ClientProject ID: Ravenna GA00563

Field ID: SU2-B2
Lab ID: 0408122-7

Library: FANP.LIB

Sample Matrix: SOIL
Prep SOP: PAI 739 Rev 8
Date Collected: 10-Aug-04
Date Prepared: 28-Aug-04
Date Analyzed: 10-Sep-04

Prep Batch: GS040828-1
QCBatchID: GS040828-1-1
Run ID: GS040828-1A
Count Time: 30 minutes
Report Basis: Dry Weight

Final Aliquot: 281 g
Prep Basis: Dry Weight
Moisture(%): NA
Result Units: pCi/g
File Name: 042192D01A

CASNO	Target Nuclide	Result +/- 2 s TPU	MDC	Lab Qualifier
14331-83-0	Ac-228	0.45 +/- 0.37	0.53	U,G
14391-76-5	Ag-110m	-0.01 +/- 0.15	0.27	U,G
14682-66-7	Al-26	0.010 +/- 0.061	0.133	U,G
14596-10-2	Am-241	-0.16 +/- 0.55	1.04	U,G
13966-02-4	Be-7	0.28 +/- 0.85	1.52	U,G
14913-49-6	Bi-212	-0.3 +/- 1.2	2.4	U,G
14733-03-0	Bi-214	0.16 +/- 0.15	0.24	U,G,J
13982-30-4	Ce-139	-0.043 +/- 0.059	0.114	U,G
14762-78-8	Ce-144	-0.05 +/- 0.32	0.60	U,G
14093-03-9	Co-56	0.04 +/- 0.16	0.30	U,G
13981-50-5	Co-57	0.032 +/- 0.047	0.079	U,G
13981-38-9	Co-58	-0.027 +/- 0.061	0.145	U,G
10198-40-0	Co-60	-0.102 +/- 0.085	0.213	U,G
14392-02-0	Cr-51	-1.0 +/- 1.0	2.1	U,G
13967-70-9	Cs-134	0 +/- 0.076	0.143	U,G

Comments:

Qualifiers/Flags:

U - Result is less than the sample specific MDC or less than the associated TPU

Y1 - Chemical Yield is in control at 100-110%. Quantitative Yield is assumed.

Y2 - Chemical Yield outside default limits.

LT - Result is less than Requested MDC, greater than sample specific MDC.

M3 - The requested MDC was not met, but the reported activity is greater than the reported MDC.

M - The requested MDC was not met.

SQ - Spectral quality prevents accurate quantitation.

SI - Nuclide identification and/or quantitation is tentative.

TI - Nuclide identification is tentative.

R - Nuclide has exceeded 8 halflives.

G - Sample density differs by more than 15% of LCS density.

Abbreviations:

TPU - Total Propagated Uncertainty (see PAI SOP 743)

MDC - Minimum Detectable Concentration (see PAI SOP 709)

BDL - Below Detection Limit

Data Package ID: *GSS0408122-1*

Gamma Spectroscopy Results

PAI 713 Rev 8

Sample Results

Lab Name: Paragon Analytics
Work Order Number: 0408122
Client Name: New World Technologies
ClientProject ID: Ravenna GA00563

Field ID: SU2-B2
Lab ID: 0408122-7

Library: FANP.LIB

Sample Matrix: SOIL
Prep SOP: PAI 739 Rev 8
Date Collected: 10-Aug-04
Date Prepared: 28-Aug-04
Date Analyzed: 10-Sep-04

Prep Batch: GS040828-1
QCBatchID: GS040828-1-1
Run ID: GS040828-1A
Count Time: 30 minutes
Report Basis: Dry Weight

Final Aliquot: 281 g
Prep Basis: Dry Weight
Moisture(%): NA
Result Units: pCi/g
File Name: 042192D01A

CASNO	Target Nuclide	Result +/- 2 s TPU	MDC	Lab Qualifier
10045-97-3	Cs-137	0.37 +/- 0.14	0.16	G
14683-23-9	Eu-152	-0.16 +/- 0.33	0.79	U,G
15585-10-1	Eu-154	-0.21 +/- 0.30	0.75	U,G
14391-16-3	Eu-155	-0.23 +/- 0.20	0.40	U,G
14596-12-4	Fe-59	-0.10 +/- 0.19	0.43	U,G
10043-66-0	I-131	-0.07 +/- 0.88	1.66	U,G
13966-00-2	K-40	2.5 +/- 1.7	2.4	G
13966-31-9	Mn-54	-0.035 +/- 0.082	0.170	U,G
13966-32-0	Na-22	0.002 +/- 0.085	0.171	U,G
14681-63-1	Nb-94	0.019 +/- 0.082	0.149	U,G
13967-76-5	Nb-95	-0.043 +/- 0.098	0.204	U,G
15100-28-4	Pa-234m	3.2 +/- 9.1	17.3	U,G
15092-94-1	Pb-212	0.32 +/- 0.15	0.19	G
15067-28-4	Pb-214	0.24 +/- 0.20	0.31	U,G,J
13967-48-1	Ru-106	-0.28 +/- 0.55	1.20	U,G

Comments:

Qualifiers/Flags:

U - Result is less than the sample specific MDC or less than the associated TPU

Y1 - Chemical Yield is in control at 100-110%. Quantitative Yield is assumed.

Y2 - Chemical Yield outside default limits.

LT - Result is less than Requested MDC, greater than sample specific MDC.

M3 - The requested MDC was not met, but the reported activity is greater than the reported MDC.

M - The requested MDC was not met.

SQ - Spectral quality prevents accurate quantitation.

SI - Nuclide identification and/or quantitation is tentative.

TI - Nuclide identification is tentative.

R - Nuclide has exceeded 8 halflives.

G - Sample density differs by more than 15% of LCS density.

Abbreviations:

TPU - Total Propagated Uncertainty (see PAI SOP 743)

MDC - Minimum Detectable Concentration (see PAI SOP 709)

BDL - Below Detection Limit

Data Package ID: *GSS0408122-1*

Gamma Spectroscopy Results

PAI 713 Rev 8

Sample Results

Lab Name: Paragon Analytics
Work Order Number: 0408122
Client Name: New World Technologies
ClientProject ID: Ravenna GA00563

Field ID: SU2-B2
Lab ID: 0408122-7

Library: FANP.LIB

Sample Matrix: SOIL
Prep SOP: PAI 739 Rev 8
Date Collected: 10-Aug-04
Date Prepared: 28-Aug-04
Date Analyzed: 10-Sep-04

Prep Batch: GS040828-1
QCBatchID: GS040828-1-1
Run ID: GS040828-1A
Count Time: 30 minutes
Report Basis: Dry Weight

Final Aliquot: 281 g
Prep Basis: Dry Weight
Moisture(%): NA
Result Units: pCi/g
File Name: 042192D01A

CASNO	Target Nuclide	Result +/- 2 s TPU	MDC	Lab Qualifier
14683-10-4	Sb-124	0.04 +/- 0.10	0.18	U,G
14234-35-6	Sb-125	0.06 +/- 0.17	0.30	U,G
13967-63-0	Sc-46	-0.055 +/- 0.080	0.185	U,G
15623-47-9	Th-227	-0.02 +/- 0.57	1.00	U,G
15065-10-8	Th-234	-0.5 +/- 1.3	2.4	U,G
14913-50-9	Tl-208	0.14 +/- 0.11	0.16	U,G
15117-96-1	U-235	-0.21 +/- 0.41	0.76	U,G
13982-39-3	Zn-65	-0.33 +/- 0.26	0.57	U,G

Comments:

Qualifiers/Flags:

U - Result is less than the sample specific MDC or less than the associated TPU

Y1 - Chemical Yield is in control at 100-110%. Quantitative Yield is assumed.

Y2 - Chemical Yield outside default limits.

LT - Result is less than Requested MDC, greater than sample specific MDC.

M3 - The requested MDC was not met, but the reported activity is greater than the reported MDC.

M - The requested MDC was not met.

SQ - Spectral quality prevents accurate quantitation.

SI - Nuclide identification and/or quantitation is tentative.

TI - Nuclide identification is tentative.

R - Nuclide has exceeded 8 halflives.

G - Sample density differs by more than 15% of LCS density.

Abbreviations:

TPU - Total Propagated Uncertainty (see PAI SOP 743)

MDC - Minimum Detectable Concentration (see PAI SOP 709)

BDL - Below Detection Limit

Data Package ID: *GSS0408122-1*

Gamma Spectroscopy Results

PAI 713 Rev 8

Sample Results

Lab Name: Paragon Analytics
Work Order Number: 0408122
Client Name: New World Technologies
ClientProject ID: Ravenna GA00563

Field ID: SU2-B5
Lab ID: 0408122-8

Library: FANP.LIB

Sample Matrix: SOIL
Prep SOP: PAI 739 Rev 8
Date Collected: 10-Aug-04
Date Prepared: 28-Aug-04
Date Analyzed: 10-Sep-04

Prep Batch: GS040828-1
QCBatchID: GS040828-1-1
Run ID: GS040828-1A
Count Time: 30 minutes
Report Basis: Dry Weight

Final Aliquot: 235 g
Prep Basis: Dry Weight
Moisture(%): NA
Result Units: pCi/g
File Name: 042193D01A

CASNO	Target Nuclide	Result +/- 2 s TPU	MDC	Lab Qualifier
14331-83-0	Ac-228	1.01 +/- 0.40	0.56	G
14391-76-5	Ag-110m	-0.05 +/- 0.13	0.26	U,G
14682-66-7	Al-26	-0.08 +/- 0.11	0.27	U,G
14596-10-2	Am-241	0.38 +/- 0.85	1.45	U,G
13966-02-4	Be-7	-0.5 +/- 1.1	2.1	U,G
14913-49-6	Bi-212	2.1 +/- 1.9	2.8	U,G
14733-03-0	Bi-214	1.52 +/- 0.42	0.41	G,J
13982-30-4	Ce-139	0.003 +/- 0.079	0.140	U,G
14762-78-8	Ce-144	0.22 +/- 0.53	0.90	U,G
14093-03-9	Co-56	0.01 +/- 0.24	0.46	U,G
13981-50-5	Co-57	0.032 +/- 0.064	0.108	U,G
13981-38-9	Co-58	-0.03 +/- 0.11	0.23	U,G
10198-40-0	Co-60	0 +/- 0.11	0.23	U,G
14392-02-0	Cr-51	0.3 +/- 1.4	2.6	U,G
13967-70-9	Cs-134	-0.04 +/- 0.15	0.28	U,G

Comments:

Qualifiers/Flags:

U - Result is less than the sample specific MDC or less than the associated TPU

Y1 - Chemical Yield is in control at 100-110%. Quantitative Yield is assumed.

Y2 - Chemical Yield outside default limits.

LT - Result is less than Requested MDC, greater than sample specific MDC.

M3 - The requested MDC was not met, but the reported activity is greater than the reported MDC.

M - The requested MDC was not met.

SQ - Spectral quality prevents accurate quantitation.

SI - Nuclide identification and/or quantitation is tentative.

TI - Nuclide identification is tentative.

R - Nuclide has exceeded 8 halflives.

G - Sample density differs by more than 15% of LCS density.

Abbreviations:

TPU - Total Propagated Uncertainty (see PAI SOP 743)

MDC - Minimum Detectable Concentration (see PAI SOP 709)

BDL - Below Detection Limit

Data Package ID: *GSS0408122-1*

Gamma Spectroscopy Results

PAI 713 Rev 8

Sample Results

Lab Name: Paragon Analytics
Work Order Number: 0408122
Client Name: New World Technologies
ClientProject ID: Ravenna GA00563

Field ID: SU2-B5
Lab ID: 0408122-8

Library: FANP.LIB

Sample Matrix: SOIL
Prep SOP: PAI 739 Rev 8
Date Collected: 10-Aug-04
Date Prepared: 28-Aug-04
Date Analyzed: 10-Sep-04

Prep Batch: GS040828-1
QCBatchID: GS040828-1-1
Run ID: GS040828-1A
Count Time: 30 minutes
Report Basis: Dry Weight

Final Aliquot: 235 g
Prep Basis: Dry Weight
Moisture(%): NA
Result Units: pCi/g
File Name: 042193D01A

CASNO	Target Nuclide	Result +/- 2 s TPU	MDC	Lab Qualifier
10045-97-3	Cs-137	0.17 +/- 0.12	0.17	G
14683-23-9	Eu-152	0.17 +/- 0.51	0.95	U,G
15585-10-1	Eu-154	0 +/- 0.51	1.01	U,G
14391-16-3	Eu-155	0.23 +/- 0.32	0.53	U,G
14596-12-4	Fe-59	0.20 +/- 0.27	0.44	U,G
10043-66-0	I-131	0.2 +/- 1.3	2.3	U,G
13966-00-2	K-40	0.9 +/- 1.7	3.0	U,G
13966-31-9	Mn-54	0.07 +/- 0.12	0.20	U,G
13966-32-0	Na-22	-0.12 +/- 0.12	0.27	U,G
14681-63-1	Nb-94	0 +/- 0.10	0.19	U,G
13967-76-5	Nb-95	0.11 +/- 0.17	0.28	U,G
15100-28-4	Pa-234m	-12 +/- 16	36	U,G
15092-94-1	Pb-212	1.34 +/- 0.31	0.29	G
15067-28-4	Pb-214	1.13 +/- 0.29	0.32	G,J
13967-48-1	Ru-106	-0.25 +/- 0.97	1.89	U,G

Comments:

Qualifiers/Flags:

U - Result is less than the sample specific MDC or less than the associated TPU

Y1 - Chemical Yield is in control at 100-110%. Quantitative Yield is assumed.

Y2 - Chemical Yield outside default limits.

LT - Result is less than Requested MDC, greater than sample specific MDC.

M3 - The requested MDC was not met, but the reported activity is greater than the reported MDC.

M - The requested MDC was not met.

SQ - Spectral quality prevents accurate quantitation.

SI - Nuclide identification and/or quantitation is tentative.

TI - Nuclide identification is tentative.

R - Nuclide has exceeded 8 halflives.

G - Sample density differs by more than 15% of LCS density.

Abbreviations:

TPU - Total Propagated Uncertainty (see PAI SOP 743)

MDC - Minimum Detectable Concentration (see PAI SOP 709)

BDL - Below Detection Limit

Data Package ID: *GSS0408122-1*

Gamma Spectroscopy Results

PAI 713 Rev 8

Sample Results

Lab Name: Paragon Analytics
Work Order Number: 0408122
Client Name: New World Technologies
ClientProject ID: Ravenna GA00563

Field ID: SU2-B5
Lab ID: 0408122-8

Library: FANP.LIB

Sample Matrix: SOIL
Prep SOP: PAI 739 Rev 8
Date Collected: 10-Aug-04
Date Prepared: 28-Aug-04
Date Analyzed: 10-Sep-04

Prep Batch: GS040828-1
QCBatchID: GS040828-1-1
Run ID: GS040828-1A
Count Time: 30 minutes
Report Basis: Dry Weight

Final Aliquot: 235 g
Prep Basis: Dry Weight
Moisture(%): NA
Result Units: pCi/g
File Name: 042193D01A

CASNO	Target Nuclide	Result +/- 2 s TPU	MDC	Lab Qualifier
14683-10-4	Sb-124	-0.05 +/- 0.14	0.28	U,G
14234-35-6	Sb-125	0.11 +/- 0.25	0.44	U,G
13967-63-0	Sc-46	0 +/- 0.11	0.21	U,G
15623-47-9	Th-227	-0.17 +/- 0.85	1.50	U,G
15065-10-8	Th-234	1.6 +/- 2.1	3.4	U,G
14913-50-9	Tl-208	0.38 +/- 0.16	0.19	G
15117-96-1	U-235	0.03 +/- 0.50	0.88	U,G
13982-39-3	Zn-65	-0.40 +/- 0.33	0.71	U,G

Comments:

Qualifiers/Flags:

U - Result is less than the sample specific MDC or less than the associated TPU

Y1 - Chemical Yield is in control at 100-110%. Quantitative Yield is assumed.

Y2 - Chemical Yield outside default limits.

LT - Result is less than Requested MDC, greater than sample specific MDC.

M3 - The requested MDC was not met, but the reported activity is greater than the reported MDC.

M - The requested MDC was not met.

SQ - Spectral quality prevents accurate quantitation.

SI - Nuclide identification and/or quantitation is tentative.

TI - Nuclide identification is tentative.

R - Nuclide has exceeded 8 halflives.

G - Sample density differs by more than 15% of LCS density.

Abbreviations:

TPU - Total Propagated Uncertainty (see PAI SOP 743)

MDC - Minimum Detectable Concentration (see PAI SOP 709)

BDL - Below Detection Limit

Data Package ID: *GSS0408122-1*

Gamma Spectroscopy Results

PAI 713 Rev 8

Sample Results

Lab Name: Paragon Analytics
Work Order Number: 0408122
Client Name: New World Technologies
ClientProject ID: Ravenna GA00563

Field ID: SU2-B4
Lab ID: 0408122-9

Library: FANP.LIB

Sample Matrix: SOIL
Prep SOP: PAI 739 Rev 8
Date Collected: 10-Aug-04
Date Prepared: 28-Aug-04
Date Analyzed: 13-Sep-04

Prep Batch: GS040828-1
QCBatchID: GS040828-1-1
Run ID: GS040828-1A
Count Time: 30 minutes
Report Basis: Dry Weight

Final Aliquot: 257 g
Prep Basis: Dry Weight
Moisture(%): NA
Result Units: pCi/g
File Name: 041552D08A

CASNO	Target Nuclide	Result +/- 2 s TPU	MDC	Lab Qualifier
14331-83-0	Ac-228	1.03 +/- 0.35	0.62	G
14391-76-5	Ag-110m	-0.036 +/- 0.086	0.171	U,G
14682-66-7	Al-26	0 +/- 0.088	0.184	U,G
14596-10-2	Am-241	-0.02 +/- 0.15	0.27	U,G
13966-02-4	Be-7	0.88 +/- 0.89	1.38	U,G
14913-49-6	Bi-212	0.6 +/- 1.2	2.0	U,G
14733-03-0	Bi-214	1.58 +/- 0.35	0.30	G,J
13982-30-4	Ce-139	-0.048 +/- 0.070	0.131	U,G
14762-78-8	Ce-144	0.22 +/- 0.39	0.65	U,G
14093-03-9	Co-56	0.29 +/- 0.21	0.27	G,TI
13981-50-5	Co-57	-0.002 +/- 0.042	0.077	U,G
13981-38-9	Co-58	-0.13 +/- 0.11	0.24	U,G
10198-40-0	Co-60	0.079 +/- 0.070	0.087	U,G
14392-02-0	Cr-51	-0.5 +/- 1.4	2.6	U,G
13967-70-9	Cs-134	0.002 +/- 0.090	0.165	U,G

Comments:

Qualifiers/Flags:

U - Result is less then the sample specific MDC or less than the associated TPU

Y1 - Chemical Yield is in control at 100-110%. Quantitative Yield is assumed.

Y2 - Chemical Yield outside default limits.

LT - Result is less than Requested MDC, greater than sample specific MDC.

M3 - The requested MDC was not met, but the reported activity is greater than the reported MDC.

M - The requested MDC was not met.

SQ - Spectral quality prevents accurate quantitation.

SI - Nuclide identification and/or quantitation is tentative.

TI - Nuclide identification is tentative.

R - Nuclide has exceeded 8 halflives.

G - Sample density differs by more than 15% of LCS density.

Abbreviations:

TPU - Total Propagated Uncertainty (see PAI SOP 743)

MDC - Minimum Detectable Concentration (see PAI SOP 709)

BDL - Below Detection Limit

Data Package ID: *GSS0408122-1*

Gamma Spectroscopy Results

PAI 713 Rev 8

Sample Results

Lab Name: Paragon Analytics
Work Order Number: 0408122
Client Name: New World Technologies
ClientProject ID: Ravenna GA00563

Field ID: SU2-B4
Lab ID: 0408122-9

Library: FANP.LIB

Sample Matrix: SOIL
Prep SOP: PAI 739 Rev 8
Date Collected: 10-Aug-04
Date Prepared: 28-Aug-04
Date Analyzed: 13-Sep-04

Prep Batch: GS040828-1
QCBatchID: GS040828-1-1
Run ID: GS040828-1A
Count Time: 30 minutes
Report Basis: Dry Weight

Final Aliquot: 257 g
Prep Basis: Dry Weight
Moisture(%): NA
Result Units: pCi/g
File Name: 041552D08A

CASNO	Target Nuclide	Result +/- 2 s TPU	MDC	Lab Qualifier
10045-97-3	Cs-137	0.16 +/- 0.11	0.16	U,G
14683-23-9	Eu-152	-0.17 +/- 0.39	0.87	U,G
15585-10-1	Eu-154	-0.01 +/- 0.40	0.79	U,G
14391-16-3	Eu-155	0.05 +/- 0.17	0.29	U,G
14596-12-4	Fe-59	-0.29 +/- 0.27	0.61	U,G
10043-66-0	I-131	-0.9 +/- 1.4	2.7	U,G
13966-00-2	K-40	4.9 +/- 1.8	1.7	G
13966-31-9	Mn-54	0.01 +/- 0.10	0.19	U,G
13966-32-0	Na-22	-0.007 +/- 0.087	0.176	U,G
14681-63-1	Nb-94	0.014 +/- 0.096	0.172	U,G
13967-76-5	Nb-95	-0.10 +/- 0.14	0.28	U,G
15100-28-4	Pa-234m	-8 +/- 12	26	U,G
15092-94-1	Pb-212	1.29 +/- 0.26	0.19	G
15067-28-4	Pb-214	1.42 +/- 0.29	0.31	G,J
13967-48-1	Ru-106	-0.35 +/- 0.82	1.62	U,G

Comments:

Qualifiers/Flags:

U - Result is less than the sample specific MDC or less than the associated TPU

Y1 - Chemical Yield is in control at 100-110%. Quantitative Yield is assumed.

Y2 - Chemical Yield outside default limits.

LT - Result is less than Requested MDC, greater than sample specific MDC.

M3 - The requested MDC was not met, but the reported activity is greater than the reported MDC.

M - The requested MDC was not met.

SQ - Spectral quality prevents accurate quantitation.

SI - Nuclide identification and/or quantitation is tentative.

TI - Nuclide identification is tentative.

R - Nuclide has exceeded 8 halflives.

G - Sample density differs by more than 15% of LCS density.

Abbreviations:

TPU - Total Propagated Uncertainty (see PAI SOP 743)

MDC - Minimum Detectable Concentration (see PAI SOP 709)

BDL - Below Detection Limit

Data Package ID: *GSS0408122-1*

Gamma Spectroscopy Results

PAI 713 Rev 8

Sample Results

Lab Name: Paragon Analytics
Work Order Number: 0408122
Client Name: New World Technologies
ClientProject ID: Ravenna GA00563

Field ID: SU2-B4
Lab ID: 0408122-9

Library: FANP.LIB

Sample Matrix: SOIL
Prep SOP: PAI 739 Rev 8
Date Collected: 10-Aug-04
Date Prepared: 26-Aug-04
Date Analyzed: 13-Sep-04

Prep Batch: GS040826-1
QCBatchID: GS040826-1-1
Run ID: GS040826-1A
Count Time: 30 minutes
Report Basis: Dry Weight

Final Aliquot: 257 g
Prep Basis: Dry Weight
Moisture(%): NA
Result Units: pCi/g
File Name: 041552D08A

CASNO	Target Nuclide	Result +/- 2 s TPU	MDC	Lab Qualifier
14683-10-4	Sb-124	0.06 +/- 0.13	0.22	U,G
14234-35-6	Sb-125	-0.03 +/- 0.20	0.38	U,G
13967-63-0	Sc-46	0.05 +/- 0.12	0.21	U,G
15623-47-9	Th-227	0.59 +/- 0.42	0.62	U,G
15065-10-8	Th-234	1.36 +/- 0.91	1.59	U,G
14913-50-9	Tl-208	0.29 +/- 0.13	0.15	G
15117-96-1	U-235	0.29 +/- 0.38	0.63	U,G
13982-39-3	Zn-65	0 +/- 0.23	0.43	U,G

Comments:

Qualifiers/Flags:

U - Result is less than the sample specific MDC or less than the associated TPU

Y1 - Chemical Yield is in control at 100-110%. Quantitative Yield is assumed.

Y2 - Chemical Yield outside default limits.

LT - Result is less than Requested MDC, greater than sample specific MDC.

M3 - The requested MDC was not met, but the reported activity is greater than the reported MDC.

M - The requested MDC was not met.

SQ - Spectral quality prevents accurate quantitation.

SI - Nuclide identification and/or quantitation is tentative.

TI - Nuclide identification is tentative.

R - Nuclide has exceeded 8 halflives.

G - Sample density differs by more than 15% of LCS density.

Abbreviations:

TPU - Total Propagated Uncertainty (see PAI SOP 743)

MDC - Minimum Detectable Concentration (see PAI SOP 709)

BDL - Below Detection Limit

Data Package ID: *GSS0408122-1*

Gamma Spectroscopy Results

PAI 713 Rev 8

Sample Results

Lab Name: Paragon Analytics
Work Order Number: 0408122
Client Name: New World Technologies
ClientProject ID: Ravenna GA00563

Field ID: SU2-C5
Lab ID: 0408122-10

Library: FANP.LIB

Sample Matrix: SOIL
Prep SOP: PAI 739 Rev 8
Date Collected: 10-Aug-04
Date Prepared: 28-Aug-04
Date Analyzed: 13-Sep-04

Prep Batch: GS040828-1
QCBatchID: GS040828-1-1
Run ID: GS040828-1A
Count Time: 30 minutes
Report Basis: Dry Weight

Final Aliquot: 224 g
Prep Basis: Dry Weight
Moisture(%): NA
Result Units: pCi/g
File Name: 041574D02A

CASNO	Target Nuclide	Result +/- 2 s TPU	MDC	Lab Qualifier
14331-83-0	Ac-228	1.13 +/- 0.35	0.57	G
14391-76-5	Ag-110m	-0.13 +/- 0.10	0.22	U,G
14682-66-7	Al-26	0.007 +/- 0.081	0.168	U,G
14596-10-2	Am-241	-0.67 +/- 0.60	1.23	U,G
13966-02-4	Be-7	-0.08 +/- 0.97	1.83	U,G
14913-49-6	Bi-212	1.2 +/- 1.5	2.5	U,G
14733-03-0	Bi-214	1.28 +/- 0.36	0.34	G,J
13982-30-4	Ce-139	0.001 +/- 0.061	0.111	U,G
14762-78-8	Ce-144	0.13 +/- 0.43	0.74	U,G
14093-03-9	Co-56	0.06 +/- 0.20	0.36	U,G
13981-50-5	Co-57	0.032 +/- 0.055	0.092	U,G
13981-38-9	Co-58	-0.04 +/- 0.10	0.21	U,G
10198-40-0	Co-60	-0.057 +/- 0.089	0.200	U,G
14392-02-0	Cr-51	-1.0 +/- 1.4	2.7	U,G
13967-70-9	Cs-134	-0.040 +/- 0.087	0.170	U,G

Comments:

Qualifiers/Flags:

U - Result is less than the sample specific MDC or less than the associated TPU

Y1 - Chemical Yield is in control at 100-110%. Quantitative Yield is assumed.

Y2 - Chemical Yield outside default limits.

LT - Result is less than Requested MDC, greater than sample specific MDC.

M3 - The requested MDC was not met, but the reported activity is greater than the reported MDC.

M - The requested MDC was not met.

SQ - Spectral quality prevents accurate quantitation.

SI - Nuclide identification and/or quantitation is tentative.

TI - Nuclide identification is tentative.

R - Nuclide has exceeded 8 halflives.

G - Sample density differs by more than 15% of LCS density.

Abbreviations:

TPU - Total Propagated Uncertainty (see PAI SOP 743)

MDC - Minimum Detectable Concentration (see PAI SOP 709)

BDL - Below Detection Limit

Data Package ID: *GSS0408122-1*

Gamma Spectroscopy Results

PAI 713 Rev 8

Sample Results

Lab Name: Paragon Analytics
Work Order Number: 0408122
Client Name: New World Technologies
ClientProject ID: Ravenna GA00563

Field ID: SU2-C5
Lab ID: 0408122-10

Library: FANP.LIB

Sample Matrix: SOIL
Prep SOP: PAI 739 Rev 8
Date Collected: 10-Aug-04
Date Prepared: 28-Aug-04
Date Analyzed: 13-Sep-04

Prep Batch: GS040828-1
QCBatchID: GS040828-1-1
Run ID: GS040828-1A
Count Time: 30 minutes
Report Basis: Dry Weight

Final Aliquot: 224 g
Prep Basis: Dry Weight
Moisture(%): NA
Result Units: pCi/g
File Name: 041574D02A

CASNO	Target Nuclide	Result +/- 2 s TPU	MDC	Lab Qualifier
10045-97-3	Cs-137	0.14 +/- 0.12	0.17	U,G
14683-23-9	Eu-152	0.28 +/- 0.47	0.80	U,G
15585-10-1	Eu-154	-0.10 +/- 0.33	0.73	U,G
14391-16-3	Eu-155	0.06 +/- 0.26	0.45	U,G
14596-12-4	Fe-59	-0.34 +/- 0.30	0.67	U,G
10043-66-0	I-131	0 +/- 1.4	2.6	U,G
13966-00-2	K-40	7.0 +/- 2.1	1.8	G
13966-31-9	Mn-54	0.010 +/- 0.077	0.147	U,G
13966-32-0	Na-22	0.079 +/- 0.068	0.083	U,G
14681-63-1	Nb-94	0.086 +/- 0.084	0.130	U,G
13967-76-5	Nb-95	-0.11 +/- 0.14	0.29	U,G
15100-28-4	Pa-234m	-5 +/- 10	23	U,G
15092-94-1	Pb-212	1.26 +/- 0.28	0.24	G
15067-28-4	Pb-214	1.44 +/- 0.31	0.36	G,J
13967-48-1	Ru-106	0.07 +/- 0.76	1.41	U,G

Comments:

Qualifiers/Flags:

U - Result is less than the sample specific MDC or less than the associated TPU

Y1 - Chemical Yield is in control at 100-110%. Quantitative Yield is assumed.

Y2 - Chemical Yield outside default limits.

LT - Result is less than Requested MDC, greater than sample specific MDC.

M3 - The requested MDC was not met, but the reported activity is greater than the reported MDC.

M - The requested MDC was not met.

SQ - Spectral quality prevents accurate quantitation.

SI - Nuclide identification and/or quantitation is tentative.

TI - Nuclide identification is tentative.

R - Nuclide has exceeded 8 halflives.

G - Sample density differs by more than 15% of LCS density.

Abbreviations:

TPU - Total Propagated Uncertainty (see PAI SOP 743)

MDC - Minimum Detectable Concentration (see PAI SOP 709)

BDL - Below Detection Limit

Data Package ID: *GSS0408122-1*

Gamma Spectroscopy Results

PAI 713 Rev 8

Sample Results

Lab Name: Paragon Analytics
Work Order Number: 0408122
Client Name: New World Technologies
ClientProject ID: Ravenna GA00563

Field ID: SU2-C5
Lab ID: 0408122-10

Library: FANP.LIB

Sample Matrix: SOIL
Prep SOP: PAI 739 Rev 8
Date Collected: 10-Aug-04
Date Prepared: 28-Aug-04
Date Analyzed: 13-Sep-04

Prep Batch: GS040828-1
QCBatchID: GS040828-1-1
Run ID: GS040828-1A
Count Time: 30 minutes
Report Basis: Dry Weight

Final Aliquot: 224 g
Prep Basis: Dry Weight
Moisture(%): NA
Result Units: pCi/g
File Name: 041574D02A

CASNO	Target Nuclide	Result +/- 2 s TPU	MDC	Lab Qualifier
14683-10-4	Sb-124	0 +/- 0.12	0.23	U,G
14234-35-6	Sb-125	0 +/- 0.26	0.47	U,G
13967-63-0	Sc-46	-0.06 +/- 0.11	0.23	U,G
15623-47-9	Th-227	0.08 +/- 0.47	0.82	U,G
15065-10-8	Th-234	0.7 +/- 1.4	2.4	U,G
14913-50-9	Tl-208	0.39 +/- 0.14	0.15	G
15117-96-1	U-235	-0.12 +/- 0.38	0.72	U,G
13982-39-3	Zn-65	-0.24 +/- 0.25	0.53	U,G

Comments:

Qualifiers/Flags:

U - Result is less than the sample specific MDC or less than the associated TPU

Y1 - Chemical Yield is in control at 100-110%. Quantitative Yield is assumed.

Y2 - Chemical Yield outside default limits.

LT - Result is less than Requested MDC, greater than sample specific MDC.

M3 - The requested MDC was not met, but the reported activity is greater than the reported MDC.

M - The requested MDC was not met.

SQ - Spectral quality prevents accurate quantitation.

SI - Nuclide identification and/or quantitation is tentative.

TI - Nuclide identification is tentative.

R - Nuclide has exceeded 8 halflives.

G - Sample density differs by more than 15% of LCS density.

Abbreviations:

TPU - Total Propagated Uncertainty (see PAI SOP 743)

MDC - Minimum Detectable Concentration (see PAI SOP 709)

BDL - Below Detection Limit

Data Package ID: *GSS0408122-1*

Gamma Spectroscopy Results

PAI 713 Rev 8

Sample Duplicate Results

Lab Name: Paragon Analytics
Work Order Number: 0408122
Client Name: New World Technologies
ClientProject ID: Ravenna GA00563

Field ID: SU2-C5
Lab ID: 0408122-10DUP

Library: FANP.LIB

Sample Matrix: SOIL
Prep SOP: PAI 739 Rev 8
Date Collected: 10-Aug-04
Date Prepared: 28-Aug-04
Date Analyzed: 13-Sep-04

Prep Batch: GS040828-1
QCBatchID: GS040828-1-1
Run ID: GS040828-1A
Count Time: 30 minutes
Report Basis: Dry Weight

Final Aliquot: 224 g
Prep Basis: Dry Weight
Moisture(%): NA
Result Units: pCi/g
File Name: 041513D03A

CASNO	Target Nuclide	Result +/- 2 s TPU	MDC	Lab Qualifier
14331-83-0	Ac-228	1.18 +/- 0.30	0.51	G
14391-76-5	Ag-110m	-0.03 +/- 0.10	0.18	U,G
14682-66-7	Al-26	-0.001 +/- 0.069	0.129	U,G
14596-10-2	Am-241	0.26 +/- 0.47	0.78	U,G
13966-02-4	Be-7	0.21 +/- 0.71	1.23	U,G
14913-49-6	Bi-212	1.4 +/- 1.0	1.5	U,G
14733-03-0	Bi-214	1.13 +/- 0.25	0.29	G,J
13982-30-4	Ce-139	-0.027 +/- 0.066	0.118	U,G
14762-78-8	Ce-144	0.03 +/- 0.44	0.75	U,G
14093-03-9	Co-56	0.15 +/- 0.16	0.26	U,G
13981-50-5	Co-57	0.015 +/- 0.055	0.095	U,G
13981-38-9	Co-58	-0.055 +/- 0.076	0.147	U,G
10198-40-0	Co-60	0.033 +/- 0.068	0.116	U,G

Comments:

Qualifiers/Flags:

U - Result is less than the sample specific MDC or less than the associated TPU.
Y1 - Chemical Yield is in control at 100-110%. Quantitative yield is assumed.
Y2 - Chemical Yield outside default limits.
LT - Result is less than Requested MDC, greater than sample specific MDC.
M - The requested MDC was not met.
M3 - The requested MDC was not met, but thereported activity is greater than the reported MDC.
W - DER is greater than Warning Limit of 1.42
D - DER is greater than Control Limit of 2.13
SQ - Spectral quality prevents accurate quantitation.
SI - Nuclide identification and/or quantitation is tentative.
TI - Nuclide identification is tentative.
R - Nuclide has exceeded 8 halflives.
G - Sample density differs by more than 15% of LCS density.

Abbreviations:
TPU - Total Propagated Uncertainty (see PAI SOP 743)
MDC - Minimum Detectable Concentration (see PAI SOP 709)
BDL - Below Detection Limit

Data Package ID: *GSS0408122-1*

Gamma Spectroscopy Results

PAI 713 Rev 8

Sample Duplicate Results

Lab Name: Paragon Analytics
Work Order Number: 0408122
Client Name: New World Technologies
ClientProject ID: Ravenna GA00563

Field ID: SU2-C5
Lab ID: 0408122-10DUP

Library: FANP.LIB

Sample Matrix: SOIL
Prep SOP: PAI 739 Rev 8
Date Collected: 10-Aug-04
Date Prepared: 28-Aug-04
Date Analyzed: 13-Sep-04

Prep Batch: GS040828-1
QCBatchID: GS040828-1-1
Run ID: GS040828-1A
Count Time: 30 minutes
Report Basis: Dry Weight

Final Aliquot: 224 g
Prep Basis: Dry Weight
Moisture(%): NA
Result Units: pCi/g
File Name: 041513D03A

CASNO	Target Nuclide	Result +/- 2 s TPU	MDC	Lab Qualifier
14392-02-0	Cr-51	-0.1 +/- 1.1	1.9	U,G
13967-70-9	Cs-134	-0.17 +/- 0.53	0.89	U,G
10045-97-3	Cs-137	0.141 +/- 0.087	0.130	G
14683-23-9	Eu-152	-0.12 +/- 0.37	0.70	U,G
15585-10-1	Eu-154	0.12 +/- 0.35	0.60	U,G
14391-16-3	Eu-155	-0.08 +/- 0.24	0.43	U,G
14596-12-4	Fe-59	-0.08 +/- 0.20	0.37	U,G
10043-66-0	I-131	0.3 +/- 1.1	1.9	U,G
13966-00-2	K-40	5.4 +/- 1.4	1.4	G
13966-31-9	Mn-54	0.039 +/- 0.069	0.117	U,G
13966-32-0	Na-22	-0.015 +/- 0.061	0.117	U,G
14681-63-1	Nb-94	0.052 +/- 0.065	0.107	U,G
13967-76-5	Nb-95	0.077 +/- 0.095	0.156	U,G

Comments:

Qualifiers/Flags:

U - Result is less than the sample specific MDC or less than the associated TPU.
Y1 - Chemical Yield is in control at 100-110%. Quantitative yield is assumed.
Y2 - Chemical Yield outside default limits.
LT - Result is less than Requested MDC, greater than sample specific MDC.
M - The requested MDC was not met.
M3 - The requested MDC was not met, but thereported activity is greater than the reported MDC.
W - DER is greater than Warning Limit of 1.42
D - DER is greater than Control Limit of 2.13

SQ - Spectral quality prevents accurate quantitation.
SI - Nuclide identification and/or quantitation is tentative.
TI - Nuclide identification is tentative.
R - Nuclide has exceeded 8 halflives.
G - Sample density differs by more than 15% of LCS density.

Abbreviations:

TPU - Total Propagated Uncertainty (see PAI SOP 743)
MDC - Minimum Detectable Concentration (see PAI SOP 709)
BDL - Below Detection Limit

Data Package ID: *GSS0408122-1*

Gamma Spectroscopy Results

PAI 713 Rev 8

Sample Duplicate Results

Lab Name: Paragon Analytics
Work Order Number: 0408122
Client Name: New World Technologies
ClientProject ID: Ravenna GA00563

Field ID: SU2-C5
Lab ID: 0408122-10DUP

Library: FANP.LIB

Sample Matrix: SOIL
Prep SOP: PAI 739 Rev 8
Date Collected: 10-Aug-04
Date Prepared: 28-Aug-04
Date Analyzed: 13-Sep-04

Prep Batch: GS040828-1
QCBatchID: GS040828-1-1
Run ID: GS040828-1A
Count Time: 30 minutes
Report Basis: Dry Weight

Final Aliquot: 224 g
Prep Basis: Dry Weight
Moisture(%): NA
Result Units: pCi/g
File Name: 041513D03A

CASNO	Target Nuclide	Result +/- 2 s TPU	MDC	Lab Qualifier
15100-28-4	Pa-234m	7 +/- 11	18	U,G
15092-94-1	Pb-212	1.24 +/- 0.24	0.22	G
15067-28-4	Pb-214	1.44 +/- 0.25	0.23	G,J
13967-48-1	Ru-106	-0.13 +/- 0.71	1.27	U,G
14683-10-4	Sb-124	0.075 +/- 0.099	0.163	U,G
14234-35-6	Sb-125	0.01 +/- 0.17	0.29	U,G
13967-63-0	Sc-46	-0.060 +/- 0.078	0.151	U,G
15623-47-9	Th-227	-0.87 +/- 0.73	1.32	U,G
15065-10-8	Th-234	1.1 +/- 1.3	2.1	U,G
14913-50-9	Tl-208	0.45 +/- 0.11	0.11	G
15117-96-1	U-235	-0.05 +/- 0.42	0.73	U,G
13982-39-3	Zn-65	0.30 +/- 0.28	0.45	U,W,G

Comments:

Qualifiers/Flags:

U - Result is less than the sample specific MDC or less than the associated TPU.
Y1 - Chemical Yield is in control at 100-110%. Quantitative yield is assumed.
Y2 - Chemical Yield outside default limits.
LT - Result is less than Requested MDC, greater than sample specific MDC.
M - The requested MDC was not met.
M3 - The requested MDC was not met, but thereported activity is greater than the reported MDC.
W - DER is greater than Warning Limit of 1.42
D - DER is greater than Control Limit of 2.13
SQ - Spectral quality prevents accurate quantitation.
SI - Nuclide identification and/or quantitation is tentative.
TI - Nuclide identification is tentative.
R - Nuclide has exceeded 8 halflives.
G - Sample density differs by more than 15% of LCS density.

Abbreviations:

TPU - Total Propagated Uncertainty (see PAI SOP 743)
MDC - Minimum Detectable Concentration (see PAI SOP 709)
BDL - Below Detection Limit

Data Package ID: *GSS0408122-1*

Gamma Spectroscopy Results

PAI 713 Rev 8

Sample Results

Lab Name: Paragon Analytics
Work Order Number: 0408122
Client Name: New World Technologies
ClientProject ID: Ravenna GA00563

Field ID: SU2-D5
Lab ID: 0408122-11

Library: FANP.LIB

Sample Matrix: SOIL
Prep SOP: PAI 739 Rev 8
Date Collected: 10-Aug-04
Date Prepared: 28-Aug-04
Date Analyzed: 13-Sep-04

Prep Batch: GS040828-1
QCBatchID: GS040828-1-1
Run ID: GS040828-1A
Count Time: 30 minutes
Report Basis: Dry Weight

Final Aliquot: 245 g
Prep Basis: Dry Weight
Moisture(%): NA
Result Units: pCi/g
File Name: 041512D03A

CASNO	Target Nuclide	Result +/- 2 s TPU	MDC	Lab Qualifier
14331-83-0	Ac-228	1.72 +/- 0.35	0.47	G
14391-76-5	Ag-110m	-0.049 +/- 0.095	0.174	U,G
14682-66-7	Al-26	-0.014 +/- 0.064	0.123	U,G
14596-10-2	Am-241	0.17 +/- 0.46	0.78	U,G
13966-02-4	Be-7	0.54 +/- 0.79	1.30	U,G
14913-49-6	Bi-212	2.1 +/- 1.1	1.5	G
14733-03-0	Bi-214	1.19 +/- 0.24	0.24	G,J
13982-30-4	Ce-139	-0.008 +/- 0.064	0.111	U,G
14762-78-8	Ce-144	-0.34 +/- 0.44	0.79	U,G
14093-03-9	Co-56	0.04 +/- 0.15	0.27	U,G
13981-50-5	Co-57	-0.018 +/- 0.058	0.102	U,G
13981-38-9	Co-58	-0.034 +/- 0.081	0.149	U,G
10198-40-0	Co-60	-0.014 +/- 0.057	0.110	U,G
14392-02-0	Cr-51	0 +/- 1.1	1.9	U,G
13967-70-9	Cs-134	0.116 +/- 0.090	0.142	U,G

Comments:

Qualifiers/Flags:

U - Result is less than the sample specific MDC or less than the associated TPU

Y1 - Chemical Yield is in control at 100-110%. Quantitative Yield is assumed.

Y2 - Chemical Yield outside default limits.

LT - Result is less than Requested MDC, greater than sample specific MDC.

M3 - The requested MDC was not met, but the reported activity is greater than the reported MDC.

M - The requested MDC was not met.

SQ - Spectral quality prevents accurate quantitation.

SI - Nuclide identification and/or quantitation is tentative.

TI - Nuclide identification is tentative.

R - Nuclide has exceeded 8 halflives.

G - Sample density differs by more than 15% of LCS density.

Abbreviations:

TPU - Total Propagated Uncertainty (see PAI SOP 743)

MDC - Minimum Detectable Concentration (see PAI SOP 709)

BDL - Below Detection Limit

Data Package ID: *GSS0408122-1*

Gamma Spectroscopy Results

PAI 713 Rev 8

Sample Results

Lab Name: Paragon Analytics
Work Order Number: 0408122
Client Name: New World Technologies
ClientProject ID: Ravenna GA00563

Field ID: SU2-D5
Lab ID: 0408122-11

Library: FANP.LIB

Sample Matrix: SOIL
Prep SOP: PAI 739 Rev 8
Date Collected: 10-Aug-04
Date Prepared: 28-Aug-04
Date Analyzed: 13-Sep-04

Prep Batch: GS040828-1
QCBatchID: GS040828-1-1
Run ID: GS040828-1A
Count Time: 30 minutes
Report Basis: Dry Weight

Final Aliquot: 245 g
Prep Basis: Dry Weight
Moisture(%): NA
Result Units: pCi/g
File Name: 041512D03A

CASNO	Target Nuclide	Result +/- 2 s TPU	MDC	Lab Qualifier
10045-97-3	Cs-137	0.298 +/- 0.094	0.112	G
14683-23-9	Eu-152	0.15 +/- 0.33	0.57	U,G
15585-10-1	Eu-154	0.02 +/- 0.30	0.54	U,G
14391-16-3	Eu-155	-0.19 +/- 0.24	0.43	U,G
14596-12-4	Fe-59	-0.08 +/- 0.17	0.33	U,G
10043-66-0	I-131	0.3 +/- 1.2	2.0	U,G
13966-00-2	K-40	4.9 +/- 1.3	1.4	G
13966-31-9	Mn-54	0.003 +/- 0.062	0.110	U,G
13966-32-0	Na-22	0.037 +/- 0.064	0.107	U,G
14681-63-1	Nb-94	0.028 +/- 0.065	0.111	U,G
13967-76-5	Nb-95	0.017 +/- 0.085	0.148	U,G
15100-28-4	Pa-234m	-1.2 +/- 9.6	17.6	U,G
15092-94-1	Pb-212	1.93 +/- 0.31	0.24	G
15067-28-4	Pb-214	1.52 +/- 0.25	0.22	G,J
13967-48-1	Ru-106	0.13 +/- 0.61	1.06	U,G

Comments:

Qualifiers/Flags:

U - Result is less than the sample specific MDC or less than the associated TPU

Y1 - Chemical Yield is in control at 100-110%. Quantitative Yield is assumed.

Y2 - Chemical Yield outside default limits.

LT - Result is less than Requested MDC, greater than sample specific MDC.

M3 - The requested MDC was not met, but the reported activity is greater than the reported MDC.

M - The requested MDC was not met.

SQ - Spectral quality prevents accurate quantitation.

SI - Nuclide identification and/or quantitation is tentative.

TI - Nuclide identification is tentative.

R - Nuclide has exceeded 8 halflives.

G - Sample density differs by more than 15% of LCS density.

Abbreviations:

TPU - Total Propagated Uncertainty (see PAI SOP 743)

MDC - Minimum Detectable Concentration (see PAI SOP 709)

BDL - Below Detection Limit

Data Package ID: *GSS0408122-1*

Gamma Spectroscopy Results

PAI 713 Rev 8

Sample Results

Lab Name: Paragon Analytics
Work Order Number: 0408122
Client Name: New World Technologies
ClientProject ID: Ravenna GA00563

Field ID: SU2-D5
Lab ID: 0408122-11

Library: FANP.LIB

Sample Matrix: SOIL
Prep SOP: PAI 739 Rev 8
Date Collected: 10-Aug-04
Date Prepared: 28-Aug-04
Date Analyzed: 13-Sep-04

Prep Batch: GS040828-1
QCBatchID: GS040828-1-1
Run ID: GS040828-1A
Count Time: 30 minutes
Report Basis: Dry Weight

Final Aliquot: 245 g
Prep Basis: Dry Weight
Moisture(%): NA
Result Units: pCi/g
File Name: 041512D03A

CASNO	Target Nuclide	Result +/- 2 s TPU	MDC	Lab Qualifier
14683-10-4	Sb-124	-0.026 +/- 0.092	0.165	U,G
14234-35-6	Sb-125	0.13 +/- 0.16	0.28	U,G
13967-63-0	Sc-46	0.008 +/- 0.078	0.138	U,G
15623-47-9	Th-227	-2 +/- 12	19	U,G
15065-10-8	Th-234	3.1 +/- 1.8	2.8	G,TI
14913-50-9	Tl-208	0.49 +/- 0.12	0.13	G
15117-96-1	U-235	-0.11 +/- 0.42	0.73	U,G
13982-39-3	Zn-65	0.19 +/- 0.26	0.43	U,G

Comments:

Qualifiers/Flags:

U - Result is less than the sample specific MDC or less than the associated TPU

Y1 - Chemical Yield is in control at 100-110%. Quantitative Yield is assumed.

Y2 - Chemical Yield outside default limits.

LT - Result is less than Requested MDC, greater than sample specific MDC.

M3 - The requested MDC was not met, but the reported activity is greater than the reported MDC.

M - The requested MDC was not met.

SQ - Spectral quality prevents accurate quantitation.

SI - Nuclide identification and/or quantitation is tentative.

TI - Nuclide identification is tentative.

R - Nuclide has exceeded 8 halflives.

G - Sample density differs by more than 15% of LCS density.

Abbreviations:

TPU - Total Propagated Uncertainty (see PAI SOP 743)

MDC - Minimum Detectable Concentration (see PAI SOP 709)

BDL - Below Detection Limit

Data Package ID: *GSS0408122-1*

Gamma Spectroscopy Results

PAI 713 Rev 8

Sample Results

Lab Name: Paragon Analytics
Work Order Number: 0408122
Client Name: New World Technologies
ClientProject ID: Ravenna GA00563

Field ID: SU2-C4
Lab ID: 0408122-12

Library: FANP.LIB

Sample Matrix: SOIL
Prep SOP: PAI 739 Rev 8
Date Collected: 10-Aug-04
Date Prepared: 28-Aug-04
Date Analyzed: 13-Sep-04

Prep Batch: GS040828-1
QCBatchID: GS040828-1-1
Run ID: GS040828-1A
Count Time: 30 minutes
Report Basis: Dry Weight

Final Aliquot: 335 g
Prep Basis: Dry Weight
Moisture(%): NA
Result Units: pCi/g
File Name: 041763D04A

CASNO	Target Nuclide	Result +/- 2 s TPU	MDC	Lab Qualifier
14331-83-0	Ac-228	0.66 +/- 0.26	0.40	LT,G
14391-76-5	Ag-110m	-0.070 +/- 0.062	0.133	U,G
14682-66-7	Al-26	-0.034 +/- 0.080	0.172	U,G
14596-10-2	Am-241	0.22 +/- 0.28	0.45	U,G
13966-02-4	Be-7	0.72 +/- 0.67	1.04	U,G
14913-49-6	Bi-212	1.49 +/- 0.87	1.07	G,TI
14733-03-0	Bi-214	0.36 +/- 0.19	0.26	G,J
13982-30-4	Ce-139	0.004 +/- 0.039	0.070	U,G
14762-78-8	Ce-144	-0.06 +/- 0.22	0.42	U,G
14093-03-9	Co-56	0.14 +/- 0.13	0.20	U,G
13981-50-5	Co-57	0 +/- 0.033	0.059	U,G
13981-38-9	Co-58	-0.022 +/- 0.057	0.122	U,G
10198-40-0	Co-60	0.067 +/- 0.058	0.079	U,G
14392-02-0	Cr-51	0.48 +/- 0.90	1.54	U,G
13967-70-9	Cs-134	0.009 +/- 0.086	0.150	U,G

Comments:

Qualifiers/Flags:

U - Result is less than the sample specific MDC or less than the associated TPU

Y1 - Chemical Yield is in control at 100-110%. Quantitative Yield is assumed.

Y2 - Chemical Yield outside default limits.

LT - Result is less than Requested MDC, greater than sample specific MDC.

M3 - The requested MDC was not met, but the reported activity is greater than the reported MDC.

M - The requested MDC was not met.

SQ - Spectral quality prevents accurate quantitation.

SI - Nuclide identification and/or quantitation is tentative.

TI - Nuclide identification is tentative.

R - Nuclide has exceeded 8 halflives.

G - Sample density differs by more than 15% of LCS density.

Abbreviations:

TPU - Total Propagated Uncertainty (see PAI SOP 743)

MDC - Minimum Detectable Concentration (see PAI SOP 709)

BDL - Below Detection Limit

Data Package ID: *GSS0408122-1*

Gamma Spectroscopy Results

PAI 713 Rev 8

Sample Results

Lab Name: Paragon Analytics
Work Order Number: 0408122
Client Name: New World Technologies
ClientProject ID: Ravenna GA00563

Field ID: SU2-C4
Lab ID: 0408122-12

Library: FANP.LIB

Sample Matrix: SOIL
Prep SOP: PAI 739 Rev 8
Date Collected: 10-Aug-04
Date Prepared: 28-Aug-04
Date Analyzed: 13-Sep-04

Prep Batch: GS040828-1
QCBatchID: GS040828-1-1
Run ID: GS040828-1A
Count Time: 30 minutes
Report Basis: Dry Weight

Final Aliquot: 335 g
Prep Basis: Dry Weight
Moisture(%): NA
Result Units: pCi/g
File Name: 041763D04A

CASNO	Target Nuclide	Result +/- 2 s TPU	MDC	Lab Qualifier
10045-97-3	Cs-137	-0.014 +/- 0.056	0.111	U,G
14683-23-9	Eu-152	0.14 +/- 0.23	0.39	U,G
15585-10-1	Eu-154	-0.07 +/- 0.27	0.57	U,G
14391-16-3	Eu-155	0 +/- 0.13	0.24	U,G
14596-12-4	Fe-59	-0.04 +/- 0.15	0.31	U,G
10043-66-0	I-131	0.85 +/- 0.87	1.36	U,G
13966-00-2	K-40	5.2 +/- 1.5	1.2	G
13966-31-9	Mn-54	-0.017 +/- 0.064	0.126	U,G
13966-32-0	Na-22	-0.020 +/- 0.060	0.127	U,G
14681-63-1	Nb-94	0.019 +/- 0.058	0.103	U,G
13967-76-5	Nb-95	0.029 +/- 0.080	0.141	U,G
15100-28-4	Pa-234m	7.9 +/- 9.4	14.9	U,G
15092-94-1	Pb-212	0.80 +/- 0.17	0.18	G
15067-28-4	Pb-214	0.47 +/- 0.15	0.20	G,J
13967-48-1	Ru-106	0.20 +/- 0.55	0.98	U,G

Comments:

Qualifiers/Flags:

U - Result is less than the sample specific MDC or less than the associated TPU

Y1 - Chemical Yield is in control at 100-110%. Quantitative Yield is assumed.

Y2 - Chemical Yield outside default limits.

LT - Result is less than Requested MDC, greater than sample specific MDC.

M3 - The requested MDC was not met, but the reported activity is greater than the reported MDC.

M - The requested MDC was not met.

SQ - Spectral quality prevents accurate quantitation.

SI - Nuclide identification and/or quantitation is tentative.

TI - Nuclide identification is tentative.

R - Nuclide has exceeded 8 halflives.

G - Sample density differs by more than 15% of LCS density.

Abbreviations:

TPU - Total Propagated Uncertainty (see PAI SOP 743)

MDC - Minimum Detectable Concentration (see PAI SOP 709)

BDL - Below Detection Limit

Data Package ID: *GSS0408122-1*

Gamma Spectroscopy Results

PAI 713 Rev 8

Sample Results

Lab Name: Paragon Analytics
Work Order Number: 0408122
Client Name: New World Technologies
ClientProject ID: Ravenna GA00563

Field ID: SU2-C4
Lab ID: 0408122-12

Library: FANP.LIB

Sample Matrix: SOIL
Prep SOP: PAI 739 Rev 8
Date Collected: 10-Aug-04
Date Prepared: 28-Aug-04
Date Analyzed: 13-Sep-04

Prep Batch: GS040828-1
QCBatchID: GS040828-1-1
Run ID: GS040828-1A
Count Time: 30 minutes
Report Basis: Dry Weight

Final Aliquot: 335 g
Prep Basis: Dry Weight
Moisture(%): NA
Result Units: pCi/g
File Name: 041763D04A

CASNO	Target Nuclide	Result +/- 2 s TPU	MDC	Lab Qualifier
14683-10-4	Sb-124	-0.042 +/- 0.083	0.164	U,G
14234-35-6	Sb-125	-0.05 +/- 0.11	0.23	U,G
13967-63-0	Sc-46	-0.012 +/- 0.089	0.169	U,G
15623-47-9	Th-227	-0.18 +/- 0.31	0.62	U,G
15065-10-8	Th-234	0.64 +/- 0.89	1.48	U,G
14913-50-9	Tl-208	0.195 +/- 0.099	0.136	G
15117-96-1	U-235	0.31 +/- 0.27	0.42	U,G
13982-39-3	Zn-65	-0.17 +/- 0.19	0.39	U,G

Comments:

Qualifiers/Flags:

U - Result is less than the sample specific MDC or less than the associated TPU

Y1 - Chemical Yield is in control at 100-110%. Quantitative Yield is assumed.

Y2 - Chemical Yield outside default limits.

LT - Result is less than Requested MDC, greater than sample specific MDC.

M3 - The requested MDC was not met, but the reported activity is greater than the reported MDC.

M - The requested MDC was not met.

SQ - Spectral quality prevents accurate quantitation.

SI - Nuclide identification and/or quantitation is tentative.

TI - Nuclide identification is tentative.

R - Nuclide has exceeded 8 halflives.

G - Sample density differs by more than 15% of LCS density.

Abbreviations:

TPU - Total Propageted Uncertainty (see PAI SOP 743)

MDC - Minimum Detectable Concentration (see PAI SOP 709)

BDL - Below Detection Limit

Data Package ID: *GSS0408122-1*

Gamma Spectroscopy Results

PAI 713 Rev 8

Sample Results

Lab Name: Paragon Analytics
Work Order Number: 0408122
Client Name: New World Technologies
ClientProject ID: Ravenna GA00563

Field ID: SU2-D4
Lab ID: 0408122-13

Library: FANP.LIB

Sample Matrix: SOIL
Prep SOP: PAI 739 Rev 8
Date Collected: 10-Aug-04
Date Prepared: 28-Aug-04
Date Analyzed: 14-Sep-04

Prep Batch: GS040828-1
QCBatchID: GS040828-1-1
Run ID: GS040828-1A
Count Time: 30 minutes
Report Basis: Dry Weight

Final Aliquot: 294 g
Prep Basis: Dry Weight
Moisture(%): NA
Result Units: pCi/g
File Name: 042209D01A

CASNO	Target Nuclide	Result +/- 2 s TPU	MDC	Lab Qualifier
14331-83-0	Ac-228	0.76 +/- 0.30	0.39	LT,G
14391-76-5	Ag-110m	0.067 +/- 0.085	0.138	U,G
14682-66-7	Al-26	0.040 +/- 0.072	0.127	U,G
14596-10-2	Am-241	-0.22 +/- 0.57	1.08	U,G
13966-02-4	Be-7	-0.89 +/- 0.88	1.86	U,G
14913-49-6	Bi-212	0.2 +/- 1.3	2.3	U,G
14733-03-0	Bi-214	0.65 +/- 0.25	0.29	G,J
13982-30-4	Ce-139	0.002 +/- 0.060	0.107	U,G
14762-78-8	Ce-144	-0.04 +/- 0.36	0.65	U,G
14093-03-9	Co-56	0.07 +/- 0.20	0.37	U,G
13981-50-5	Co-57	-0.031 +/- 0.050	0.096	U,G
13981-38-9	Co-58	0.029 +/- 0.088	0.162	U,G
10198-40-0	Co-60	0.029 +/- 0.074	0.137	U,G
14392-02-0	Cr-51	-0.8 +/- 1.2	2.3	U,G
13967-70-9	Cs-134	0 +/- 0.12	0.22	U,G

Comments:

Qualifiers/Flags:

U - Result is less than the sample specific MDC or less than the associated TPU

Y1 - Chemical Yield is in control at 100-110%. Quantitative Yield is assumed.

Y2 - Chemical Yield outside default limits.

LT - Result is less than Requested MDC, greater than sample specific MDC.

M3 - The requested MDC was not met, but the reported activity is greater than the reported MDC.

M - The requested MDC was not met.

SQ - Spectral quality prevents accurate quantitation.

SI - Nuclide identification and/or quantitation is tentative.

TI - Nuclide identification is tentative.

R - Nuclide has exceeded 8 halflives.

G - Sample density differs by more than 15% of LCS density.

Abbreviations:

TPU - Total Propagated Uncertainty (see PAI SOP 743)

MDC - Minimum Detectable Concentration (see PAI SOP 709)

BDL - Below Detection Limit

Data Package ID: *GSS0408122-1*

Gamma Spectroscopy Results

PAI 713 Rev 8

Sample Results

Lab Name: Paragon Analytics
Work Order Number: 0408122
Client Name: New World Technologies
ClientProject ID: Ravenna GA00563

Field ID: SU2-D4
Lab ID: 0408122-13

Library: FANP.LIB

Sample Matrix: SOIL
Prep SOP: PAI 739 Rev 8
Date Collected: 10-Aug-04
Date Prepared: 28-Aug-04
Date Analyzed: 14-Sep-04

Prep Batch: GS040828-1
QCBatchID: GS040828-1-1
Run ID: GS040828-1A
Count Time: 30 minutes
Report Basis: Dry Weight

Final Aliquot: 294 g
Prep Basis: Dry Weight
Moisture(%): NA
Result Units: pCi/g
File Name: 042209D01A

CASNO	Target Nuclide	Result +/- 2 s TPU	MDC	Lab Qualifier
10045-97-3	Cs-137	0.019 +/- 0.092	0.167	U,G
14683-23-9	Eu-152	-0.10 +/- 0.34	0.76	U,G
15585-10-1	Eu-154	-0.25 +/- 0.42	0.92	U,G
14391-16-3	Eu-155	-0.09 +/- 0.25	0.46	U,G
14596-12-4	Fe-59	0.20 +/- 0.22	0.33	U,G
10043-66-0	I-131	0.7 +/- 1.4	2.4	U,G
13966-00-2	K-40	4.5 +/- 1.7	1.7	G
13966-31-9	Mn-54	0.008 +/- 0.069	0.134	U,G
13966-32-0	Na-22	0.034 +/- 0.097	0.177	U,G
14681-63-1	Nb-94	-0.061 +/- 0.082	0.169	U,G
13967-76-5	Nb-95	0.12 +/- 0.10	0.15	U,G
15100-28-4	Pa-234m	8 +/- 12	20	U,G
15092-94-1	Pb-212	0.39 +/- 0.17	0.24	G
15067-28-4	Pb-214	0.60 +/- 0.19	0.25	G,J
13967-48-1	Ru-106	-0.66 +/- 0.75	1.59	U,G

Comments:

Qualifiers/Flags:

U - Result is less than the sample specific MDC or less than the associated TPU

Y1 - Chemical Yield is in control at 100-110%. Quantitative Yield is assumed.

Y2 - Chemical Yield outside default limits.

LT - Result is less than Requested MDC, greater than sample specific MDC.

M3 - The requested MDC was not met, but the reported activity is greater than the reported MDC.

M - The requested MDC was not met.

SQ - Spectral quality prevents accurate quantitation.

SI - Nuclide identification and/or quantitation is tentative.

TI - Nuclide identification is tentative.

R - Nuclide has exceeded 8 halflives.

G - Sample density differs by more than 15% of LCS density.

Abbreviations:

TPU - Total Propagated Uncertainty (see PAI SOP 743)

MDC - Minimum Detectable Concentration (see PAI SOP 709)

BDL - Below Detection Limit

Data Package ID: *GSS0408122-1*

Gamma Spectroscopy Results

PAI 713 Rev 8

Sample Results

Lab Name: Paragon Analytics
Work Order Number: 0408122
Client Name: New World Technologies
ClientProject ID: Ravenna GA00563

Field ID: SU2-D4
Lab ID: 0408122-13

Library: FANP.LIB

Sample Matrix: SOIL
Prep SOP: PAI 739 Rev 8
Date Collected: 10-Aug-04
Date Prepared: 28-Aug-04
Date Analyzed: 14-Sep-04

Prep Batch: GS040828-1
QCBatchID: GS040828-1-1
Run ID: GS040828-1A
Count Time: 30 minutes
Report Basis: Dry Weight

Final Aliquot: 294 g
Prep Basis: Dry Weight
Moisture(%): NA
Result Units: pCi/g
File Name: 042209D01A

CASNO	Target Nuclide	Result +/- 2 s TPU	MDC	Lab Qualifier
14683-10-4	Sb-124	0.06 +/- 0.12	0.21	U,G
14234-35-6	Sb-125	-0.12 +/- 0.21	0.41	U,G
13967-63-0	Sc-46	-0.033 +/- 0.090	0.191	U,G
15623-47-9	Th-227	0.11 +/- 0.59	1.00	U,G
15065-10-8	Th-234	-0.1 +/- 1.3	2.3	U,G
14913-50-9	Tl-208	0.10 +/- 0.11	0.17	U,G
15117-96-1	U-235	0.10 +/- 0.38	0.67	U,G
13982-39-3	Zn-65	-0.18 +/- 0.23	0.49	U,G

Comments:

Qualifiers/Flags:

U - Result is less than the sample specific MDC or less than the associated TPU

Y1 - Chemical Yield is in control at 100-110%. Quantitative Yield is assumed.

Y2 - Chemical Yield outside default limits.

LT - Result is less than Requested MDC, greater than sample specific MDC.

M3 - The requested MDC was not met, but the reported activity is greater than the reported MDC.

M - The requested MDC was not met.

SQ - Spectral quality prevents accurate quantitation.

SI - Nuclide identification and/or quantitation is tentative.

TI - Nuclide identification is tentative.

R - Nuclide has exceeded 8 halflives.

G - Sample density differs by more than 15% of LCS density.

Abbreviations:

TPU - Total Propagated Uncertainty (see PAI SOP 743)

MDC - Minimum Detectable Concentration (see PAI SOP 709)

BDL - Below Detection Limit

Data Package ID: *GSS0408122-1*

Gamma Spectroscopy Results

PAI 713 Rev 8

Sample Results

Lab Name: Paragon Analytics
Work Order Number: 0408122
Client Name: New World Technologies
ClientProject ID: Ravenna GA00563

Field ID: SU2-C3
Lab ID: 0408122-14

Library: FANP.LIB

Sample Matrix: SOIL
Prep SOP: PAI 739 Rev 8
Date Collected: 10-Aug-04
Date Prepared: 28-Aug-04
Date Analyzed: 13-Sep-04

Prep Batch: GS040828-1
QCBatchID: GS040828-1-1
Run ID: GS040828-1A
Count Time: 30 minutes
Report Basis: Dry Weight

Final Aliquot: 349 g
Prep Basis: Dry Weight
Moisture(%): NA
Result Units: pCi/g
File Name: 041553D08A

CASNO	Target Nuclide	Result +/- 2 s TPU	MDC	Lab Qualifier
14331-83-0	Ac-228	0.95 +/- 0.33	0.44	LT,G
14391-76-5	Ag-110m	-0.025 +/- 0.067	0.131	U,G
14682-66-7	Al-26	0 +/- 0.065	0.135	U,G
14596-10-2	Am-241	-0.05 +/- 0.11	0.20	U,G
13966-02-4	Be-7	0.16 +/- 0.64	1.15	U,G
14913-49-6	Bi-212	0.5 +/- 1.1	1.9	U,G
14733-03-0	Bi-214	0.64 +/- 0.20	0.19	G,J
13982-30-4	Ce-139	0.051 +/- 0.051	0.081	U,G
14762-78-8	Ce-144	0.17 +/- 0.28	0.48	U,G
14093-03-9	Co-56	0.18 +/- 0.18	0.28	U,G
13981-50-5	Co-57	-0.019 +/- 0.033	0.062	U,G
13981-38-9	Co-58	-0.094 +/- 0.094	0.199	U,G
10198-40-0	Co-60	-0.040 +/- 0.066	0.147	U,G
14392-02-0	Cr-51	0.5 +/- 1.0	1.7	U,G
13967-70-9	Cs-134	-0.033 +/- 0.068	0.131	U,G

Comments:

Qualifiers/Flags:

U - Result is less than the sample specific MDC or less than the associated TPU

Y1 - Chemical Yield is in control at 100-110%. Quantitative Yield is assumed.

Y2 - Chemical Yield outside default limits.

LT - Result is less than Requested MDC, greater than sample specific MDC.

M3 - The requested MDC was not met, but the reported activity is greater than the reported MDC.

M - The requested MDC was not met.

SQ - Spectral quality prevents accurate quantitation.

SI - Nuclide identification and/or quantitation is tentative.

TI - Nuclide identification is tentative.

R - Nuclide has exceeded 8 halflives.

G - Sample density differs by more than 15% of LCS density.

Abbreviations:

TPU - Total Propagated Uncertainty (see PAI SOP 743)

MDC - Minimum Detectable Concentration (see PAI SOP 709)

BDL - Below Detection Limit

Data Package ID: *GSS0408122-1*

Gamma Spectroscopy Results

PAI 713 Rev 8

Sample Results

Lab Name: Paragon Analytics
Work Order Number: 0408122
Client Name: New World Technologies
ClientProject ID: Ravenna GA00563

Field ID: SU2-C3
Lab ID: 0408122-14

Library: FANP.LIB

Sample Matrix: SOIL
Prep SOP: PAI 739 Rev 8
Date Collected: 10-Aug-04
Date Prepared: 28-Aug-04
Date Analyzed: 13-Sep-04

Prep Batch: GS040828-1
QCBatchID: GS040828-1-1
Run ID: GS040828-1A
Count Time: 30 minutes
Report Basis: Dry Weight

Final Aliquot: 349 g
Prep Basis: Dry Weight
Moisture(%): NA
Result Units: pCi/g
File Name: 041553D08A

CASNO	Target Nuclide	Result +/- 2 s TPU	MDC	Lab Qualifier
10045-97-3	Cs-137	0.060 +/- 0.072	0.117	U,G
14683-23-9	Eu-152	0.18 +/- 0.32	0.55	U,G
15585-10-1	Eu-154	-0.07 +/- 0.32	0.66	U,G
14391-16-3	Eu-155	0.12 +/- 0.14	0.22	U,G
14596-12-4	Fe-59	-0.04 +/- 0.18	0.37	U,G
10043-66-0	I-131	0.5 +/- 1.0	1.8	U,G
13966-00-2	K-40	5.3 +/- 1.6	1.4	G
13966-31-9	Mn-54	-0.012 +/- 0.074	0.141	U,G
13966-32-0	Na-22	0.001 +/- 0.078	0.150	U,G
14681-63-1	Nb-94	-0.051 +/- 0.059	0.124	U,G
13967-76-5	Nb-95	-0.038 +/- 0.099	0.192	U,G
15100-28-4	Pa-234m	-2.7 +/- 8.8	18.6	U,G
15092-94-1	Pb-212	0.75 +/- 0.19	0.19	G
15067-28-4	Pb-214	0.77 +/- 0.18	0.19	G,J
13967-48-1	Ru-106	0.15 +/- 0.61	1.10	U,G

Comments:

Qualifiers/Flags:

U - Result is less than the sample specific MDC or less than the associated TPU

Y1 - Chemical Yield is in control at 100-110%. Quantitative Yield is assumed.

Y2 - Chemical Yield outside default limits.

LT - Result is less than Requested MDC, greater than sample specific MDC.

M3 - The requested MDC was not met, but the reported activity is greater than the reported MDC.

M - The requested MDC was not met.

SQ - Spectral quality prevents accurate quantitation.

SI - Nuclide identification and/or quantitation is tentative.

TI - Nuclide Identification is tentative.

R - Nuclide has exceeded 8 halflives.

G - Sample density differs by more than 15% of LCS density.

Abbreviations:

TPU - Total Propagated Uncertainty (see PAI SOP 743)

MDC - Minimum Detectable Concentration (see PAI SOP 709)

BDL - Below Detection Limit

Data Package ID: *GSS0408122-1*

Gamma Spectroscopy Results

PAI 713 Rev 8

Sample Results

Lab Name: Paragon Analytics
Work Order Number: 0408122
Client Name: New World Technologies
ClientProject ID: Ravenna GA00563

Field ID: SU2-C3
Lab ID: 0408122-14

Library: FANP.LIB

Sample Matrix: SOIL
Prep SOP: PAI 739 Rev 8
Date Collected: 10-Aug-04
Date Prepared: 28-Aug-04
Date Analyzed: 13-Sep-04

Prep Batch: GS040828-1
QCBatchID: GS040828-1-1
Run ID: GS040828-1A
Count Time: 30 minutes
Report Basis: Dry Weight

Final Aliquot: 349 g
Prep Basis: Dry Weight
Moisture(%): NA
Result Units: pCi/g
File Name: 041553D08A

CASNO	Target Nuclide	Result +/- 2 s TPU	MDC	Lab Qualifier
14683-10-4	Sb-124	0.037 +/- 0.095	0.165	U,G
14234-35-6	Sb-125	0.15 +/- 0.15	0.24	U,G
13967-63-0	Sc-46	0.010 +/- 0.071	0.134	U,G
15623-47-9	Th-227	-0.02 +/- 0.47	0.82	U,G
15065-10-8	Th-234	0.77 +/- 0.81	1.31	U,G
14913-50-9	Tl-208	0.142 +/- 0.084	0.118	G
15117-96-1	U-235	-0.04 +/- 0.27	0.48	U,G
13982-39-3	Zn-65	-0.22 +/- 0.18	0.39	U,G

Comments:

Qualifiers/Flags:

U - Result is less than the sample specific MDC or less than the associated TPU

Y1 - Chemical Yield is in control at 100-110%. Quantitative Yield is assumed.

Y2 - Chemical Yield outside default limits.

LT - Result is less than Requested MDC, greater than sample specific MDC.

M3 - The requested MDC was not met, but the reported activity is greater than the reported MDC.

M - The requested MDC was not met.

SQ - Spectral quality prevents accurate quantitation.

SI - Nuclide identification and/or quantitation is tentative.

TI - Nuclide identification is tentative.

R - Nuclide has exceeded 8 halflives.

G - Sample density differs by more than 15% of LCS density.

Abbreviations:

TPU - Total Propagated Uncertainty (see PAI SOP 743)

MDC - Minimum Detectable Concentration (see PAI SOP 709)

BDL - Below Detection Limit

Data Package ID: *GSS0408122-1*

Gamma Spectroscopy Results

PAI 713 Rev 8

Sample Results

Lab Name: Paragon Analytics
Work Order Number: 0408122
Client Name: New World Technologies
ClientProject ID: Ravenna GA00563

Field ID: SU2-D3
Lab ID: 0408122-15

Library: FANP.LIB

Sample Matrix: SOIL
Prep SOP: PAI 739 Rev 8
Date Collected: 10-Aug-04
Date Prepared: 28-Aug-04
Date Analyzed: 13-Sep-04

Prep Batch: GS040828-1
QCBatchID: GS040828-1-1
Run ID: GS040828-1A
Count Time: 30 minutes
Report Basis: Dry Weight

Final Aliquot: 217 g
Prep Basis: Dry Weight
Moisture(%): NA
Result Units: pCi/g
File Name: 041764D04A

CASNO	Target Nuclide	Result +/- 2 s TPU	MDC	Lab Qualifier
14331-83-0	Ac-228	2.75 +/- 0.61	0.76	G
14391-76-5	Ag-110m	0.01 +/- 0.15	0.27	U,G
14682-66-7	Al-26 *	0.01 +/- 0.10	0.20	U,G
14596-10-2	Am-241	-0.14 +/- 0.54	0.99	U,G
13966-02-4	Be-7	0.7 +/- 1.3	2.2	U,G
14913-49-6	Bi-212	2.6 +/- 2.0	2.9	U,G
14733-03-0	Bi-214	1.89 +/- 0.45	0.38	G,J
13982-30-4	Ce-139	0.006 +/- 0.072	0.128	U,G
14762-78-8	Ce-144	0.04 +/- 0.52	0.91	U,G
14093-03-9	Co-56	0.53 +/- 0.30	0.38	G,TI
13981-50-5	Co-57	-0.031 +/- 0.061	0.114	U,G
13981-38-9	Co-58	0.11 +/- 0.14	0.22	U,G
10198-40-0	Co-60	-0.024 +/- 0.087	0.187	U,G
14392-02-0	Cr-51	-0.7 +/- 1.4	2.6	U,G
13967-70-9	Cs-134	0.080 +/- 0.087	0.155	U,G

Comments:

Qualifiers/Flags:

U - Result is less than the sample specific MDC or less than the associated TPU

Y1 - Chemical Yield is in control at 100-110%. Quantitative Yield is assumed.

Y2 - Chemical Yield outside default limits.

LT - Result is less than Requested MDC, greater than sample specific MDC.

M3 - The requested MDC was not met, but the reported activity is greater than the reported MDC.

M - The requested MDC was not met.

SQ - Spectral quality prevents accurate quantitation.

SI - Nuclide identification and/or quantitation is tentative.

TI - Nuclide identification is tentative.

R - Nuclide has exceeded 8 halflives.

G - Sample density differs by more than 15% of LCS density.

Abbreviations:

TPU - Total Propagated Uncertainty (see PAI SOP 743)

MDC - Minimum Detectable Concentration (see PAI SOP 709)

BDL - Below Detection Limit

Data Package ID: *GSS0408122-1*

Gamma Spectroscopy Results

PAI 713 Rev 8

Sample Results

Lab Name: Paragon Analytics
Work Order Number: 0408122
Client Name: New World Technologies
ClientProject ID: Ravenna GA00563

Field ID: SU2-D3
Lab ID: 0408122-15

Library: FANP.LIB

Sample Matrix: SOIL
Prep SOP: PAI 739 Rev 8
Date Collected: 10-Aug-04
Date Prepared: 28-Aug-04
Date Analyzed: 13-Sep-04

Prep Batch: GS040828-1
QCBatchID: GS040828-1-1
Run ID: GS040828-1A
Count Time: 30 minutes
Report Basis: Dry Weight

Final Aliquot: 217 g
Prep Basis: Dry Weight
Moisture(%): NA
Result Units: pCi/g
File Name: 041764D04A

CASNO	Target Nuclide	Result +/- 2 s TPU	MDC	Lab Qualifier
10045-97-3	Cs-137	0.45 +/- 0.16	0.18	G
14683-23-9	Eu-152	0.14 +/- 0.42	0.78	U,G
15585-10-1	Eu-154	-0.36 +/- 0.50	1.08	U,G
14391-16-3	Eu-155	0.14 +/- 0.28	0.47	U,G
14596-12-4	Fe-59	0.24 +/- 0.29	0.46	U,G
10043-66-0	I-131	0.5 +/- 1.7	2.9	U,G
13966-00-2	K-40	4.6 +/- 1.9	2.1	G
13966-31-9	Mn-54	0.10 +/- 0.12	0.20	U,G
13966-32-0	Na-22	-0.09 +/- 0.10	0.23	U,G
14681-63-1	Nb-94	0.03 +/- 0.10	0.18	U,G
13967-76-5	Nb-95	0.11 +/- 0.16	0.27	U,G
15100-28-4	Pa-234m	8 +/- 15	27	U,G
15092-94-1	Pb-212	3.46 +/- 0.54	0.29	G
15067-28-4	Pb-214	1.74 +/- 0.36	0.37	G,J
13967-48-1	Ru-106	-0.2 +/- 1.1	2.1	U,G

Comments:

Qualifiers/Flags:

U - Result is less than the sample specific MDC or less than the associated TPU

Y1 - Chemical Yield is in control at 100-110%. Quantitative Yield is assumed.

Y2 - Chemical Yield outside default limits.

LT - Result is less than Requested MDC, greater than sample specific MDC.

M3 - The requested MDC was not met, but the reported activity is greater than the reported MDC.

M - The requested MDC was not met.

SQ - Spectral quality prevents accurate quantitation.

SI - Nuclide identification and/or quantitation is tentative.

TI - Nuclide identification is tentative.

R - Nuclide has exceeded 8 halflives.

G - Sample density differs by more than 15% of LCS density.

Abbreviations:

TPU - Total Propagated Uncertainty (see PAI SOP 743)

MDC - Minimum Detectable Concentration (see PAI SOP 709)

BDL - Below Detection Limit

Data Package ID: *GSS0408122-1*

Gamma Spectroscopy Results

PAI 713 Rev 8

Sample Results

Lab Name: Paragon Analytics
Work Order Number: 0408122
Client Name: New World Technologies
ClientProject ID: Ravenna GA00563

Field ID: SU2-D3
Lab ID: 0408122-15

Library: FANP.LIB

Sample Matrix: SOIL
Prep SOP: PAI 739 Rev 8
Date Collected: 10-Aug-04
Date Prepared: 28-Aug-04
Date Analyzed: 13-Sep-04

Prep Batch: GS040828-1
QCBatchID: GS040828-1-1
Run ID: GS040828-1A
Count Time: 30 minutes
Report Basis: Dry Weight

Final Aliquot: 217 g
Prep Basis: Dry Weight
Moisture(%): NA
Result Units: pCi/g
File Name: 041764D04A

CASNO	Target Nuclide	Result +/- 2 s TPU	MDC	Lab Qualifier
14683-10-4	Sb-124	0.11 +/- 0.15	0.25	U,G
14234-35-6	Sb-125	-0.01 +/- 0.23	0.42	U,G
13967-63-0	Sc-46	0.01 +/- 0.11	0.20	U,G
15623-47-9	Th-227	-0.18 +/- 0.70	1.26	U,G
15065-10-8	Th-234	2.7 +/- 2.2	3.4	U,G
14913-50-9	Tl-208	0.96 +/- 0.23	0.19	G
15117-96-1	U-235	0.21 +/- 0.52	0.88	U,G
13982-39-3	Zn-65	-0.41 +/- 0.28	0.62	U,G

Comments:

Qualifiers/Flags:

U - Result is less than the sample specific MDC or less than the associated TPU

Y1 - Chemical Yield is in control at 100-110%. Quantitative Yield is assumed.

Y2 - Chemical Yield outside default limits.

LT - Result is less than Requested MDC, greater than sample specific MDC.

M3 - The requested MDC was not met, but the reported activity is greater than the reported MDC.

M - The requested MDC was not met.

SQ - Spectral quality prevents accurate quantitation.

SI - Nuclide identification and/or quantitation is tentative.

TI - Nuclide identification is tentative.

R - Nuclide has exceeded 8 halflives.

G - Sample density differs by more than 15% of LCS density.

Abbreviations:

TPU - Total Propagated Uncertainty (see PAI SOP 743)

MDC - Minimum Detectable Concentration (see PAI SOP 709)

BDL - Below Detection Limit

Data Package ID: *GSS0408122-1*

Gamma Spectroscopy Results

PAI 713 Rev 8

Sample Results

Lab Name: Paragon Analytics
Work Order Number: 0408122
Client Name: New World Technologies
ClientProject ID: Ravenna GA00563

Field ID: SU2-D2
Lab ID: 0408122-16

Library: FANP.LIB

Sample Matrix: SOIL
Prep SOP: PAI 739 Rev 8
Date Collected: 10-Aug-04
Date Prepared: 28-Aug-04
Date Analyzed: 13-Sep-04

Prep Batch: GS040828-1
QCBatchID: GS040828-1-1
Run ID: GS040828-1A
Count Time: 30 minutes
Report Basis: Dry Weight

Final Aliquot: 182 g
Prep Basis: Dry Weight
Moisture(%): NA
Result Units: pCi/g
File Name: 041554D08A

CASNO	Target Nuclide	Result +/- 2 s TPU	MDC	Lab Qualifier
14331-83-0	Ac-228	4.00 +/- 0.79	1.0	G
14391-76-5	Ag-110m	-0.04 +/- 0.14	0.27	U,G
14682-66-7	Al-26	0.07 +/- 0.13	0.22	U,G
14596-10-2	Am-241	-0.08 +/- 0.30	0.52	U,G
13966-02-4	Be-7	1.5 +/- 1.6	2.5	U,G
14913-49-6	Bi-212	4.23 +/- 0.97	3.8	G
14733-03-0	Bi-214	2.32 +/- 0.55	0.58	G,J
13982-30-4	Ce-139	-0.04 +/- 0.12	0.22	U,G
14762-78-8	Ce-144	-0.66 +/- 0.68	1.28	U,G
14093-03-9	Co-56	-0.09 +/- 0.31	0.62	U,G
13981-50-5	Co-57	0.037 +/- 0.090	0.152	U,G
13981-38-9	Co-58	-0.15 +/- 0.18	0.37	U,G
10198-40-0	Co-60	0.10 +/- 0.17	0.28	U,G
14392-02-0	Cr-51	1.3 +/- 2.3	3.9	U,G
13967-70-9	Cs-134	0.20 +/- 0.11	0.21	U,G

Comments:

Qualifiers/Flags:

U - Result is less than the sample specific MDC or less than the associated TPU

Y1 - Chemical Yield is in control at 100-110%. Quantitative Yield is assumed.

Y2 - Chemical Yield outside default limits.

LT - Result is less than Requested MDC, greater than sample specific MDC.

M3 - The requested MDC was not met, but the reported activity is greater than the reported MDC.

M - The requested MDC was not met.

SQ - Spectral quality prevents accurate quantitation.

SI - Nuclide identification and/or quantitation is tentative.

TI - Nuclide identification is tentative.

R - Nuclide has exceeded 8 half lives.

G - Sample density differs by more than 15% of LCS density.

Abbreviations:

TPU - Total Propagated Uncertainty (see PAI SOP 743)

MDC - Minimum Detectable Concentration (see PAI SOP 709)

BDL - Below Detection Limit

Data Package ID: *GSS0408122-1*

030068

Gamma Spectroscopy Results

PAI 713 Rev 8

Sample Results

Lab Name: Paragon Analytics
Work Order Number: 0408122
Client Name: New World Technologies
ClientProject ID: Ravenna GA00563

Field ID: SU2-D2
Lab ID: 0408122-18

Library: FANP.LIB

Sample Matrix: SOIL
Prep SOP: PAI 739 Rev 8
Date Collected: 10-Aug-04
Date Prepared: 26-Aug-04
Date Analyzed: 13-Sep-04

Prep Batch: GS040826-1
QCBatchID: GS040826-1-1
Run ID: GS040826-1A
Count Time: 30 minutes
Report Basis: Dry Weight

Final Aliquot: 182 g
Prep Basis: Dry Weight
Moisture(%): NA
Result Units: pCi/g
File Name: 041554D08A

CASNO	Target Nuclide	Result +/- 2 s TPU	MDC	Lab Qualifier
10045-97-3	Cs-137	0.29 +/- 0.16	0.21	G
14683-23-9	Eu-152	0.46 +/- 0.77	1.32	U,G
15585-10-1	Eu-154	-0.27 +/- 0.67	1.39	U,G
14391-16-3	Eu-155	0.62 +/- 0.36	0.53	G,TI
14596-12-4	Fe-59	-0.12 +/- 0.42	0.84	U,G
10043-66-0	I-131	-0.7 +/- 2.1	3.9	U,G
13966-00-2	K-40	3.1 +/- 2.3	3.4	U,G
13966-31-9	Mn-54	0.05 +/- 0.16	0.28	U,G
13966-32-0	Na-22	-0.16 +/- 0.13	0.31	U,G
14681-63-1	Nb-94	-0.06 +/- 0.15	0.28	U,G
13967-76-5	Nb-95	-0.13 +/- 0.23	0.44	U,G
15100-28-4	Pa-234m	16 +/- 22	36	U,G
15092-94-1	Pb-212	4.57 +/- 1.2	0.4	G
15067-28-4	Pb-214	2.44 +/- 0.48	0.47	G,J
13967-48-1	Ru-106	1.1 +/- 1.3	2.0	U,G

Comments:

Qualifiers/Flags:

U - Result is less than the sample specific MDC or less than the associated TPU

Y1 - Chemical Yield is in control at 100-110%. Quantitative Yield is assumed

Y2 - Chemical Yield outside default limits.

LT - Result is less than Requested MDC, greater than sample specific MDC.

M3 - The requested MDC was not met, but the reported activity is greater than the reported MDC.

M - The requested MDC was not met.

SQ - Spectral quality prevents accurate quantitation.

SI - Nuclide identification and/or quantitation is tentative.

TI - Nuclide identification is tentative.

R - Nuclide has exceeded 8 half lives.

G - Sample density differs by more than 15% of LCS density.

Abbreviations:

TPU - Total Propagated Uncertainty (see PAI SOP 743)

MDC - Minimum Detectable Concentration (see PAI SOP 709)

BDL - Below Detection Limit

Data Package ID: *GSS0408122-1*

Gamma Spectroscopy Results

PAI 713 Rev 8

Sample Results

Lab Name: Paragon Analytics
Work Order Number: 0408122
Client Name: New World Technologies
ClientProject ID: Ravenna GA00563

Field ID: SU2-D2
Lab ID: 0408122-16

Library: FANP.LIB

Sample Matrix: SOIL
Prep SOP: PAI 739 Rev 8
Date Collected: 10-Aug-04
Date Prepared: 28-Aug-04
Date Analyzed: 13-Sep-04

Prep Batch: GS040828-1
QCBatchID: GS040828-1-1
Run ID: GS040828-1A
Count Time: 30 minutes
Report Basis: Dry Weight

Final Aliquot: 182 g
Prep Basis: Dry Weight
Moisture(%): NA
Result Units: pCi/g
File Name: 041554D08A

CASNO	Target Nuclide	Result +/- 2 s TPU	MDC	Lab Qualifier
14683-10-4	Sb-124	0.10 +/- 0.20	0.34	U,G
14234-35-6	Sb-125	0.34 +/- 0.37	0.67	U,G
13967-63-0	Sc-46	-0.07 +/- 0.18	0.36	U,G
15623-47-9	Th-227	-.1 +/- .26	.43	U,G
15065-10-8	Th-234	4.11 +/- 0.92	3.5	G
14913-50-9	Tl-208	2.04 +/- 0.38	0.26	G
15117-96-1	U-235	-0.03 +/- 0.67	1.18	U,G
13982-39-3	Zn-65	0.22 +/- 0.62	1.05	U,G

Comments:

Qualifiers/Flags:

U - Result is less than the sample specific MDC or less than the associated TPU
Y1 - Chemical Yield is in control at 100-110%. Quantitative Yield is assumed.
Y2 - Chemical Yield outside default limits.
LT - Result is less than Requested MDC, greater than sample specific MDC.
M3 - The requested MDC was not met, but the reported activity is greater than the reported MDC.
M - The requested MDC was not met.
SQ - Spectral quality prevents accurate quantitation.
SI - Nuclide identification and/or quantitation is tentative.
TI - Nuclide identification is tentative.
R - Nuclide has exceeded 8 halflives.
G - Sample density differs by more than 15% of LCS density.

Abbreviations:

TPU - Total Propagated Uncertainty (see PAI SOP 743)
MDC - Minimum Detectable Concentration (see PAI SOP 709)
BDL - Below Detection Limit

Data Package ID: *GSS0408122-1*

Gamma Spectroscopy Results

PAI 713 Rev 8

Sample Results

Lab Name: Paragon Analytics
Work Order Number: 0408122
Client Name: New World Technologies
ClientProject ID: Ravenna GA00563

Field ID: SU2-E2
Lab ID: 0408122-17

Library: FANP.LIB

Sample Matrix: SOIL
Prep SOP: PAI 739 Rev 8
Date Collected: 10-Aug-04
Date Prepared: 28-Aug-04
Date Analyzed: 14-Sep-04

Prep Batch: GS040828-1
QCBatchID: GS040828-1-1
Run ID: GS040828-1A
Count Time: 30 minutes
Report Basis: Dry Weight

Final Aliquot: 321 g
Prep Basis: Dry Weight
Moisture(%): NA
Result Units: pCi/g
File Name: 042208D01A

CASNO	Target Nuclide	Result +/- 2 s TPU	MDC	Lab Qualifier
14331-83-0	Ac-228	0.48 +/- 0.33	0.45	LT,G
14391-76-5	Ag-110m	0.010 +/- 0.053	0.102	U,G
14682-66-7	Al-26	-0.023 +/- 0.058	0.149	U,G
14596-10-2	Am-241	0.31 +/- 0.51	0.86	U,G
13966-02-4	Be-7	-0.01 +/- 0.74	1.40	U,G
14913-49-6	Bi-212	0.73 +/- 0.97	1.59	U,G
14733-03-0	Bi-214	0.27 +/- 0.19	0.28	U,G,J
13982-30-4	Ce-139	-0.014 +/- 0.049	0.091	U,G
14762-78-8	Ce-144	0.17 +/- 0.28	0.48	U,G
14093-03-9	Co-56	-0.09 +/- 0.13	0.32	U,G
13981-50-5	Co-57	0.008 +/- 0.041	0.073	U,G
13981-38-9	Co-58	0.092 +/- 0.080	0.112	U,G
10198-40-0	Co-60	-0.030 +/- 0.067	0.154	U,G
14392-02-0	Cr-51	0.08 +/- 0.85	1.59	U,G
13967-70-9	Cs-134	-0.104 +/- 0.084	0.174	U,G

Comments:

Qualifiers/Flags:

U - Result is less than the sample specific MDC or less than the associated TPU

Y1 - Chemical Yield is in control at 100-110%. Quantitative Yield is assumed.

Y2 - Chemical Yield outside default limits.

LT - Result is less than Requested MDC, greater than sample specific MDC.

M3 - The requested MDC was not met, but the reported activity is greater than the reported MDC.

M - The requested MDC was not met.

SQ - Spectral quality prevents accurate quantitation.

SI - Nuclide identification and/or quantitation is tentative.

TI - Nuclide identification is tentative.

R - Nuclide has exceeded 8 halflives.

G - Sample density differs by more than 15% of LCS density.

Abbreviations:

TPU - Total Propagated Uncertainty (see PAI SOP 743)

MDC - Minimum Detectable Concentration (see PAI SOP 709)

BDL - Below Detection Limit

Data Package ID: *GSS0408122-1*

Gamma Spectroscopy Results

PAI 713 Rev 8

Sample Results

Lab Name: Paragon Analytics
Work Order Number: 0408122
Client Name: New World Technologies
ClientProject ID: Ravenna GA00563

Field ID: SU2-E2
Lab ID: 0408122-17

Library: FANP.LIB

Sample Matrix: SOIL
Prep SOP: PAI 739 Rev 8
Date Collected: 10-Aug-04
Date Prepared: 28-Aug-04
Date Analyzed: 14-Sep-04

Prep Batch: GS040828-1
QCBatchID: GS040828-1-1
Run ID: GS040828-1A
Count Time: 30 minutes
Report Basis: Dry Weight

Final Aliquot: 321 g
Prep Basis: Dry Weight
Moisture(%): NA
Result Units: pCi/g
File Name: 042208D01A

CASNO	Target Nuclide	Result +/- 2 s TPU	MDC	Lab Qualifier
10045-97-3	Cs-137	-0.020 +/- 0.058	0.122	U,G
14683-23-9	Eu-152	-0.14 +/- 0.29	0.69	U,G
15585-10-1	Eu-154	-0.23 +/- 0.34	0.78	U,G
14391-16-3	Eu-155	0.02 +/- 0.19	0.34	U,G
14596-12-4	Fe-59	-0.04 +/- 0.19	0.40	U,G
10043-66-0	I-131	0.1 +/- 1.2	2.2	U,G
13966-00-2	K-40	6.9 +/- 2.0	1.3	G
13966-31-9	Mn-54	-0.038 +/- 0.071	0.150	U,G
13966-32-0	Na-22	0.017 +/- 0.054	0.105	U,G
14681-63-1	Nb-94	-0.008 +/- 0.065	0.126	U,G
13967-76-5	Nb-95	-0.017 +/- 0.079	0.163	U,G
15100-28-4	Pa-234m	6 +/- 11	18	U,G
15092-94-1	Pb-212	0.27 +/- 0.13	0.18	G
15067-28-4	Pb-214	0.22 +/- 0.17	0.25	U,G,J
13967-48-1	Ru-106	-0.48 +/- 0.54	1.22	U,G

Comments:

Qualifiers/Flags:

U - Result is less than the sample specific MDC or less than the associated TPU

Y1 - Chemical Yield is in control at 100-110%. Quantitative Yield is assumed.

Y2 - Chemical Yield outside default limits.

LT - Result is less than Requested MDC, greater than sample specific MDC.

M3 - The requested MDC was not met, but the reported activity is greater than the reported MDC.

M - The requested MDC was not met.

SQ - Spectral quality prevents accurate quantitation.

SI - Nuclide identification and/or quantitation is tentative.

TI - Nuclide identification is tentative.

R - Nuclide has exceeded 8 halflives.

G - Sample density differs by more than 15% of LCS density.

Abbreviations:

TPU - Total Propagated Uncertainty (see PAI SOP 743)

MDC - Minimum Detectable Concentration (see PAI SOP 709)

BDL - Below Detection Limit

Data Package ID: *GSS0408122-1*

Gamma Spectroscopy Results

PAI 713 Rev 8

Sample Results

Lab Name: Paragon Analytics
Work Order Number: 0408122
Client Name: New World Technologies
ClientProject ID: Ravenna GA00563

Field ID: SU2-E2
Lab ID: 0408122-17

Library: FANP.LIB

Sample Matrix: SOIL
Prep SOP: PAI 739 Rev 8
Date Collected: 10-Aug-04
Date Prepared: 28-Aug-04
Date Analyzed: 14-Sep-04

Prep Batch: GS040828-1
QCBatchID: GS040828-1-1
Run ID: GS040828-1A
Count Time: 30 minutes
Report Basis: Dry Weight

Final Aliquot: 321 g
Prep Basis: Dry Weight
Moisture(%): NA
Result Units: pCi/g
File Name: 042208D01A

CASNO	Target Nuclide	Result +/- 2 s TPU	MDC	Lab Qualifier
14683-10-4	Sb-124	0.02 +/- 0.10	0.18	U,G
14234-35-6	Sb-125	0.11 +/- 0.15	0.25	U,G
13967-63-0	Sc-46	0 +/- 0.085	0.167	U,G
15623-47-9	Th-227	-0.20 +/- 0.41	0.79	U,G
15065-10-8	Th-234	0.9 +/- 1.2	2.1	U,G
14913-50-9	Tl-208	0.084 +/- 0.081	0.126	U,G
15117-96-1	U-235	0.02 +/- 0.30	0.54	U,G
13982-39-3	Zn-65	-0.04 +/- 0.18	0.36	U,G

Comments:

Qualifiers/Flags:

U - Result is less than the sample specific MDC or less than the associated TPU

Y1 - Chemical Yield is in control at 100-110%. Quantitative Yield is assumed.

Y2 - Chemical Yield outside default limits.

LT - Result is less than Requested MDC, greater than sample specific MDC.

M3 - The requested MDC was not met, but the reported activity is greater than the reported MDC.

M - The requested MDC was not met.

SQ - Spectral quality prevents accurate quantitation.

SI - Nuclide identification and/or quantitation is tentative.

TI - Nuclide identification is tentative.

R - Nuclide has exceeded 8 halflives.

G - Sample density differs by more than 15% of LCS density.

Abbreviations:

TPU - Total Propagated Uncertainty (see PAI SOP 743)

MDC - Minimum Detectable Concentration (see PAI SOP 709)

BDL - Below Detection Limit

Data Package ID: *GSS0408122-1*

Gamma Spectroscopy Results

PAI 713 Rev 8

Sample Results

Lab Name: Paragon Analytics
Work Order Number: 0408122
Client Name: New World Technologies
ClientProject ID: Ravenna GA00563

Field ID: SU2-E1
Lab ID: 0408122-18

Library: FANP.LIB

Sample Matrix: SOIL
Prep SOP: PAI 739 Rev 8
Date Collected: 10-Aug-04
Date Prepared: 28-Aug-04
Date Analyzed: 14-Sep-04

Prep Batch: GS040828-1
QCBatchID: GS040828-1-1
Run ID: GS040828-1A
Count Time: 30 minutes
Report Basis: Dry Weight

Final Aliquot: 329 g
Prep Basis: Dry Weight
Moisture(%): NA
Result Units: pCi/g
File Name: 041557D08A

CASNO	Target Nuclide	Result +/- 2 s TPU	MDC	Lab Qualifier
14331-83-0	Ac-228	0.49 +/- 0.31	0.43	LT,G
14391-76-5	Ag-110m	-0.011 +/- 0.048	0.100	U,G
14682-66-7	Al-26	0.030 +/- 0.054	0.096	U,G
14596-10-2	Am-241	0.03 +/- 0.10	0.17	U,G
13966-02-4	Be-7	-0.12 +/- 0.59	1.17	U,G
14913-49-6	Bi-212	0.5 +/- 1.0	1.8	U,G
14733-03-0	Bi-214	0.27 +/- 0.19	0.29	U,G,J
13982-30-4	Ce-139	-0.003 +/- 0.041	0.076	U,G
14762-78-8	Ce-144	-0.11 +/- 0.22	0.44	U,G
14093-03-9	Co-56	0.06 +/- 0.16	0.28	U,G
13981-50-5	Co-57	-0.009 +/- 0.027	0.052	U,G
13981-38-9	Co-58	-0.008 +/- 0.060	0.126	U,G
10198-40-0	Co-60	-0.039 +/- 0.047	0.123	U,G
14392-02-0	Cr-51	-0.22 +/- 0.91	1.74	U,G
13967-70-9	Cs-134	0.042 +/- 0.097	0.158	U,G

Comments:

Qualifiers/Flags:

U - Result is less than the sample specific MDC or less than the associated TPU

Y1 - Chemical Yield is in control at 100-110%. Quantitative Yield is assumed.

Y2 - Chemical Yield outside default limits.

LT - Result is less then Requested MDC, greater than sample specific MDC.

M3 - The requested MDC was not met, but the reported activity is greater than the reported MDC.

M - The requested MDC was not met.

SQ - Spectral quality prevents accurate quantitation.

SI - Nuclide identification and/or quantitation is tentetive.

TI - Nuclide identification is tentative.

R - Nuclide has exceeded 8 halflives.

G - Sample density differs by more than 15% of LCS density.

Abbreviations:

TPU - Total Propagated Uncertainty (see PAI SOP 743)

MDC - Minimum Detectable Concentration (see PAI SOP 709)

BDL - Below Detection Limit

Data Package ID: *GSS0408122-1*

Gamma Spectroscopy Results

PAI 713 Rev 8

Sample Results

Lab Name: Paragon Analytics
Work Order Number: 0408122
Client Name: New World Technologies
ClientProject ID: Ravenna GA00563

Field ID: SU2-E1
Lab ID: 0408122-18

Library: FANP.LIB

Sample Matrix: SOIL
Prep SOP: PAI 739 Rev 8
Date Collected: 10-Aug-04
Date Prepared: 28-Aug-04
Date Analyzed: 14-Sep-04

Prep Batch: GS040828-1
QCBatchID: GS040828-1-1
Run ID: GS040828-1A
Count Time: 30 minutes
Report Basis: Dry Weight

Final Aliquot: 329 g
Prep Basis: Dry Weight
Moisture(%): NA
Result Units: pCi/g
File Name: 041557D08A

CASNO	Target Nuclide	Result +/- 2 s TPU	MDC	Lab Qualifier
10045-97-3	Cs-137	-0.004 +/- 0.055	0.108	U,G
14683-23-9	Eu-152	0.11 +/- 0.28	0.52	U,G
15585-10-1	Eu-154	0.29 +/- 0.30	0.45	U,G
14391-16-3	Eu-155	0 +/- 0.11	0.20	U,G
14596-12-4	Fe-59	0.18 +/- 0.18	0.27	U,G
10043-66-0	I-131	1.07 +/- 0.95	1.44	U,G
13966-00-2	K-40	5.3 +/- 1.6	1.2	G
13966-31-9	Mn-54	-0.026 +/- 0.069	0.140	U,G
13966-32-0	Na-22	-0.051 +/- 0.072	0.160	U,G
14681-63-1	Nb-94	-0.032 +/- 0.048	0.105	U,G
13967-76-5	Nb-95	0.016 +/- 0.084	0.155	U,G
15100-28-4	Pa-234m	-3.9 +/- 9.6	20.5	U,G
15092-94-1	Pb-212	0.19 +/- 0.11	0.16	G
15067-28-4	Pb-214	0.13 +/- 0.13	0.20	U,G,J
13967-48-1	Ru-106	-0.02 +/- 0.53	1.02	U,G

Comments:

Qualifiers/Flags:

U - Result is less than the sample specific MDC or less than the associated TPU

Y1 - Chemical Yield is in control at 100-110%. Quantitative Yield is assumed.

Y2 - Chemical Yield outside default limits.

LT - Result is less than Requested MDC, greater than sample specific MDC.

M3 - The requested MDC was not met, but the reported activity is greater than the reported MDC.

M - The requested MDC was not met.

SQ - Spectral quality prevents accurate quantitation.

SI - Nuclide identification and/or quantitation is tentative.

TI - Nuclide identification is tentative.

R - Nuclide has exceeded 8 halflives.

G - Sample density differs by more than 15% of LCS density.

Abbreviations:

TPU - Total Propagated Uncertainty (see PAI SOP 743)

MDC - Minimum Detectable Concentration (see PAI SOP 709)

BDL - Below Detection Limit

Data Package ID: *GSS0408122-1*

Gamma Spectroscopy Results

PAI 713 Rev 8

Sample Results

Lab Name: Paragon Analytics
Work Order Number: 0408122
Client Name: New World Technologies
ClientProject ID: Ravenna GA00563

Field ID: SU2-E1
Lab ID: 0408122-18

Library: FANP.LIB

Sample Matrix: SOIL
Prep SOP: PAI 739 Rev 8
Date Collected: 10-Aug-04
Date Prepared: 28-Aug-04
Date Analyzed: 14-Sep-04

Prep Batch: GS040828-1
QCBatchID: GS040828-1-1
Run ID: GS040828-1A
Count Time: 30 minutes
Report Basis: Dry Weight

Final Aliquot: 329 g
Prep Basis: Dry Weight
Moisture(%): NA
Result Units: pCi/g
File Name: 041557D08A

CASNO	Target Nuclide	Result +/- 2 s TPU	MDC	Lab Qualifier
14683-10-4	Sb-124	-0.018 +/- 0.096	0.181	U,G
14234-35-6	Sb-125	-0.10 +/- 0.15	0.30	U,G
13967-63-0	Sc-46	0.020 +/- 0.073	0.135	U,G
15623-47-9	Th-227	-0.13 +/- 0.36	0.68	U,G
15065-10-8	Th-234	0.27 +/- 0.54	0.91	U,G
14913-50-9	Tl-208	0.129 +/- 0.072	0.093	G
15117-96-1	U-235	-0.15 +/- 0.25	0.48	U,G
13982-39-3	Zn-65	-0.02 +/- 0.15	0.30	U,G

Comments:

Qualifiers/Flags:

U - Result is less than the sample specific MDC or less than the associated TPU

Y1 - Chemical Yield is in control at 100-110%. Quantitative Yield is assumed.

Y2 - Chemical Yield outside default limits.

LT - Result is less than Requested MDC, greater than sample specific MDC.

M3 - The requested MDC was not met, but the reported activity is greater than the reported MDC.

M - The requested MDC was not met.

SQ - Spectral quality prevents accurate quantitation.

SI - Nuclide identification and/or quantitation is tentative.

TI - Nuclide identification is tentative.

R - Nuclide has exceeded 8 halflives.

G - Sample density differs by more than 15% of LCS density.

Abbreviations:

TPU - Total Propagated Uncertainty (see PAI SOP 743)

MDC - Minimum Detectable Concentration (see PAI SOP 709)

BDL - Below Detection Limit

Data Package ID: *GSS0408122-1*

Gamma Spectroscopy Results

PAI 713 Rev 8

Sample Results

Lab Name: Paragon Analytics
Work Order Number: 0408122
Client Name: New World Technologies
ClientProject ID: Ravenna GA00563

Field ID: SU2-F1
Lab ID: 0408122-19

Library: FANP.LIB

Sample Matrix: SOIL
Prep SOP: PAI 739 Rev 8
Date Collected: 10-Aug-04
Date Prepared: 28-Aug-04
Date Analyzed: 14-Sep-04

Prep Batch: GS040828-1
QCBatchID: GS040828-1-1
Run ID: GS040828-1A
Count Time: 30 minutes
Report Basis: Dry Weight

Final Aliquot: 281 g
Prep Basis: Dry Weight
Moisture(%): NA
Result Units: pCi/g
File Name: 041516D03A

CASNO	Target Nuclide	Result +/- 2 s TPU	MDC	Lab Qualifier
14331-83-0	Ac-228	1.63 +/- 0.32	0.40	G
14391-76-5	Ag-110m	0.036 +/- 0.060	0.100	U,G
14682-66-7	Al-26	-0.008 +/- 0.051	0.098	U,G
14596-10-2	Am-241	-0.15 +/- 0.42	0.73	U,G
13966-02-4	Be-7	0.14 +/- 0.64	1.12	U,G
14913-49-6	Bi-212	2.3 +/- 1.0	1.4	G
14733-03-0	Bi-214	0.83 +/- 0.20	0.23	G,J
13982-30-4	Ce-139	0.048 +/- 0.060	0.098	U,G
14762-78-8	Ce-144	-0.23 +/- 0.39	0.68	U,G
14093-03-9	Co-56	0.11 +/- 0.16	0.26	U,G
13981-50-5	Co-57	-0.010 +/- 0.053	0.092	U,G
13981-38-9	Co-58	-0.055 +/- 0.065	0.126	U,G
10198-40-0	Co-60	0.021 +/- 0.056	0.098	U,G
14392-02-0	Cr-51	0.19 +/- 0.88	1.53	U,G
13967-70-9	Cs-134	0.097 +/- 0.085	0.137	U,G

Comments:

Qualifiers/Flags:

U - Result is less than the sample specific MDC or less than the associated TPU

Y1 - Chemical Yield is in control at 100-110%. Quantitative Yield is assumed.

Y2 - Chemical Yield outside default limits.

LT - Result is less than Requested MDC, greater than sample specific MDC.

M3 - The requested MDC was not met, but the reported activity is greater than the reported MDC.

M - The requested MDC was not met.

SQ - Spectral quality prevents accurate quantitation.

SI - Nuclide identification and/or quantitation is tentative.

TI - Nuclide identification is tentative.

R - Nuclide has exceeded 8 halflives.

G - Sample density differs by more than 15% of LCS density.

Abbreviations:

TPU - Total Propagated Uncertainty (see PAI SOP 743)

MDC - Minimum Detectable Concentration (see PAI SOP 709)

BDL - Below Detection Limit

Data Package ID: *GSS0408122-1*

Gamma Spectroscopy Results

PAI 713 Rev 8

Sample Results

Lab Name: Paragon Analytics
Work Order Number: 0408122
Client Name: New World Technologies
ClientProject ID: Ravenna GA00563

Field ID: SU2-F1
Lab ID: 0408122-19

Library: FANP.LIB

Sample Matrix: SOIL
Prep SOP: PAI 739 Rev 8
Date Collected: 10-Aug-04
Date Prepared: 28-Aug-04
Date Analyzed: 14-Sep-04

Prep Batch: GS040828-1
QCBatchID: GS040828-1-1
Run ID: GS040828-1A
Count Time: 30 minutes
Report Basis: Dry Weight

Final Aliquot: 281 g
Prep Basis: Dry Weight
Moisture(%): NA
Result Units: pCi/g
File Name: 041516D03A

CASNO	Target Nuclide	Result +/- 2 s TPU	MDC	Lab Qualifier
10045-97-3	Cs-137	-0.012 +/- 0.062	0.112	U,G
14683-23-9	Eu-152	0.13 +/- 0.26	0.44	U,G
15585-10-1	Eu-154	-0.13 +/- 0.32	0.59	U,G
14391-16-3	Eu-155	-0.08 +/- 0.22	0.38	U,G
14596-12-4	Fe-59	0 +/- 0.18	0.32	U,G
10043-66-0	I-131	0.7 +/- 1.1	1.8	U,G
13966-00-2	K-40	15.8 +/- 2.5	1.1	G
13966-31-9	Mn-54	-0.034 +/- 0.065	0.119	U,G
13966-32-0	Na-22	0.017 +/- 0.065	0.113	U,G
14681-63-1	Nb-94	-0.017 +/- 0.057	0.102	U,G
13967-76-5	Nb-95	-0.004 +/- 0.083	0.146	U,G
15100-28-4	Pa-234m	-3.0 +/- 9.3	17.3	U,G
15092-94-1	Pb-212	2.12 +/- 0.32	0.20	G
15067-28-4	Pb-214	0.92 +/- 0.19	0.22	G,J
13967-48-1	Ru-106	-0.08 +/- 0.58	1.02	U,G

Comments:

Qualifiers/Flags:

U - Result is less than the sample specific MDC or less than the associated TPU

Y1 - Chemical Yield is in control at 100-110%. Quantitative Yield is assumed.

Y2 - Chemical Yield outside default limits.

LT - Result is less than Requested MDC, greater than sample specific MDC.

M3 - The requested MDC was not met, but the reported activity is greater than the reported MDC.

M - The requested MDC was not met.

SQ - Spectral quality prevents accurate quantitation.

SI - Nuclide identification and/or quantitation is tentative.

TI - Nuclide identification is tentative.

R - Nuclide has exceeded 8 halflives.

G - Sample density differs by more than 15% of LCS density.

Abbreviations:

TPU - Total Propagated Uncertainty (see PAI SOP 743)

MDC - Minimum Detectable Concentration (see PAI SOP 709)

BDL - Below Detection Limit

Data Package ID: *GSS0408122-1*

Gamma Spectroscopy Results

PAI 713 Rev 8

Sample Results

Lab Name: Paragon Analytics
Work Order Number: 0408122
Client Name: New World Technologies
ClientProject ID: Ravenna GA00563

Field ID: SU2-F1
Lab ID: 0408122-19

Library: FANP.LIB

Sample Matrix: SOIL
Prep SOP: PAI 739 Rev 8
Date Collected: 10-Aug-04
Date Prepared: 28-Aug-04
Date Analyzed: 14-Sep-04

Prep Batch: GS040828-1
QCBatchID: GS040828-1-1
Run ID: GS040828-1A
Count Time: 30 minutes
Report Basis: Dry Weight

Final Aliquot: 281 g
Prep Basis: Dry Weight
Moisture(%): NA
Result Units: pCi/g
File Name: 041516D03A

CASNO	Target Nuclide	Result +/- 2 s TPU	MDC	Lab Qualifier
14683-10-4	Sb-124	0.031 +/- 0.095	0.162	U,G
14234-35-6	Sb-125	0.09 +/- 0.15	0.26	U,G
13967-63-0	Sc-46	-0.039 +/- 0.069	0.130	U,G
15623-47-9	Th-227	3.1 +/- 9.6	15.7	U,G
15065-10-8	Th-234	2.1 +/- 1.5	2.4	U,G
14913-50-9	Tl-208	0.62 +/- 0.12	0.11	G
15117-96-1	U-235	-0.11 +/- 0.38	0.66	U,G
13982-39-3	Zn-65	0.12 +/- 0.25	0.42	U,G

Comments:

Qualifiers/Flags:

U - Result is less than the sample specific MDC or less than the associated TPU

Y1 - Chemical Yield is in control at 100-110%. Quantitative Yield is assumed.

Y2 - Chemical Yield outside default limits.

LT - Result is less than Requested MDC, greater than sample specific MDC.

M3 - The requested MDC was not met, but the reported activity is greater than the reported MDC.

M - The requested MDC was not met.

SQ - Spectral quality prevents accurate quantitation.

SI - Nuclide identification and/or quantitation is tentative.

TI - Nuclide identification is tentative.

R - Nuclide has exceeded 8 halflives.

G - Sample density differs by more than 15% of LCS density.

Abbreviations:

TPU - Total Propagated Uncertainty (see PAI SOP 743)

MDC - Minimum Detectable Concentration (see PAI SOP 709)

BDL - Below Detection Limit

Data Package ID: *GSS0408122-1*

Gamma Spectroscopy Results

PAI 713 Rev 8

Sample Results

Lab Name: Paragon Analytics
Work Order Number: 0408122
Client Name: New World Technologies
ClientProject ID: Ravenna GA00563

Field ID: SU2-F2
Lab ID: 0408122-20

Library: FANP.LIB

Sample Matrix: SOIL
Prep SOP: PAI 739 Rev 8
Date Collected: 10-Aug-04
Date Prepared: 28-Aug-04
Date Analyzed: 14-Sep-04

Prep Batch: GS040828-1
QCBatchID: GS040828-1-1
Run ID: GS040828-1A
Count Time: 30 minutes
Report Basis: Dry Weight

Final Aliquot: 241 g
Prep Basis: Dry Weight
Moisture(%): NA
Result Units: pCi/g
File Name: 041558D08A

CASNO	Target Nuclide	Result +/- 2 s TPU	MDC	Lab Qualifier
14331-83-0	Ac-228	1.08 +/- 0.38	0.70	G,TI
14391-76-5	Ag-110m	-0.031 +/- 0.091	0.179	U,G
14682-66-7	Al-26	0.010 +/- 0.060	0.131	U,G
14596-10-2	Am-241	-0.03 +/- 0.15	0.28	U,G
13966-02-4	Be-7	0.55 +/- 0.88	1.49	U,G
14913-49-6	Bi-212	0.70 +/- 0.97	1.61	U,G
14733-03-0	Bi-214	0.97 +/- 0.30	0.29	G,J
13982-30-4	Ce-139	-0.015 +/- 0.067	0.122	U,G
14762-78-8	Ce-144	-0.03 +/- 0.38	0.70	U,G
14093-03-9	Co-56	0.05 +/- 0.22	0.40	U,G
13981-50-5	Co-57	-0.036 +/- 0.043	0.085	U,G
13981-38-9	Co-58	-0.06 +/- 0.11	0.24	U,G
10198-40-0	Co-60	-0.01 +/- 0.11	0.21	U,G
14392-02-0	Cr-51	-0.3 +/- 1.4	2.6	U,G
13967-70-9	Cs-134	-0.079 +/- 0.084	0.176	U,G

Comments:

Qualifiers/Flags:

U - Result is less than the sample specific MDC or less than the associated TPU

Y1 - Chemical Yield is in control at 100-110%. Quantitative Yield is assumed.

Y2 - Chemical Yield outside default limits.

LT - Result is less than Requested MDC, greater than sample specific MDC.

M3 - The requested MDC was not met, but the reported activity is greater than the reported MDC.

M - The requested MDC was not met.

SQ - Spectral quality prevents accurate quantitation.

SI - Nuclide identification and/or quantitation is tentative.

TI - Nuclide identification is tentative.

R - Nuclide has exceeded 8 halflives.

G - Sample density differs by more than 15% of LCS density.

Abbreviations:

TPU - Total Propagated Uncertainty (see PAI SOP 743)

MDC - Minimum Detectable Concentration (see PAI SOP 709)

BDL - Below Detection Limit

Data Package ID: *GSS0408122-1*

Gamma Spectroscopy Results

PAI 713 Rev 8

Sample Results

Lab Name: Paragon Analytics
Work Order Number: 0408122
Client Name: New World Technologies
ClientProject ID: Ravenna GA00563

Field ID: SU2-F2
Lab ID: 0408122-20

Library: FANP.LIB

Sample Matrix: SOIL
Prep SOP: PAI 739 Rev 8
Date Collected: 10-Aug-04
Date Prepared: 28-Aug-04
Date Analyzed: 14-Sep-04

Prep Batch: GS040828-1
QCBatchID: GS040828-1-1
Run ID: GS040828-1A
Count Time: 30 minutes
Report Basis: Dry Weight

Final Aliquot: 241 g
Prep Basis: Dry Weight
Moisture(%): NA
Result Units: pCi/g
File Name: 041558D08A

CASNO	Target Nuclide	Result +/- 2 s TPU	MDC	Lab Qualifier
10045-97-3	Cs-137	-0.010 +/- 0.088	0.169	U,G
14683-23-9	Eu-152	0.53 +/- 0.41	0.48	G,TI
15585-10-1	Eu-154	-0.52 +/- 0.46	1.08	U,G
14391-16-3	Eu-155	-0.04 +/- 0.18	0.33	U,G
14596-12-4	Fe-59	0.34 +/- 0.34	0.52	U,G
10043-66-0	I-131	-0.1 +/- 1.6	2.9	U,G
13966-00-2	K-40	12.1 +/- 2.9	2.0	G
13966-31-9	Mn-54	0.03 +/- 0.11	0.20	U,G
13966-32-0	Na-22	-0.01 +/- 0.12	0.23	U,G
14681-63-1	Nb-94	-0.015 +/- 0.093	0.176	U,G
13967-76-5	Nb-95	0.04 +/- 0.13	0.23	U,G
15100-28-4	Pa-234m	3 +/- 14	27	U,G
15092-94-1	Pb-212	1.42 +/- 0.30	0.23	G
15067-28-4	Pb-214	0.83 +/- 0.23	0.31	G,J
13967-48-1	Ru-106	0.24 +/- 0.83	1.50	U,G

Comments:

Qualifiers/Flags:

U - Result is less than the sample specific MDC or less than the associated TPU

Y1 - Chemical Yield is in control at 100-110%. Quantitative Yield is assumed.

Y2 - Chemical Yield outside default limits.

LT - Result is less than Requested MDC, greater than sample specific MDC.

M3 - The requested MDC was not met, but the reported activity is greater than the reported MDC.

M - The requested MDC was not met.

SQ - Spectral quality prevents accurate quantitation.

SI - Nuclide identification and/or quantitation is tentative.

TI - Nuclide identification is tentative.

R - Nuclide has exceeded 8 halflives.

G - Sample density differs by more than 15% of LCS density.

Abbreviations:

TPU - Total Propagated Uncertainty (see PAI SOP 743)

MDC - Minimum Detectable Concentration (see PAI SOP 709)

BDL - Below Detection Limit

Data Package ID: *GSS0408122-1*

Gamma Spectroscopy Results

PAI 713 Rev 8

Sample Results

Lab Name: Paragon Analytics
Work Order Number: 0408122
Client Name: New World Technologies
ClientProject ID: Ravenna GA00563

Field ID: SU2-F2
Lab ID: 0408122-20

Library: FANP.LIB

Sample Matrix: SOIL
Prep SOP: PAI 739 Rev 8
Date Collected: 10-Aug-04
Date Prepared: 28-Aug-04
Date Analyzed: 14-Sep-04

Prep Batch: GS040828-1
QCBatchID: GS040828-1-1
Run ID: GS040828-1A
Count Time: 30 minutes
Report Basis: Dry Weight

Final Aliquot: 241 g
Prep Basis: Dry Weight
Moisture(%): NA
Result Units: pCi/g
File Name: 041558D08A

CASNO	Target Nuclide	Result +/- 2 s TPU	MDC	Lab Qualifier
14683-10-4	Sb-124	0.01 +/- 0.12	0.22	U,G
14234-35-6	Sb-125	-0.23 +/- 0.18	0.41	U,G
13967-63-0	Sc-46	0.01 +/- 0.11	0.21	U,G
15623-47-9	Th-227	-0.40 +/- 0.61	1.17	U,G
15065-10-8	Th-234	1.5 +/- 1.3	2.0	U,G
14913-50-9	Tl-208	0.44 +/- 0.15	0.16	G
15117-96-1	U-235	0.01 +/- 0.39	0.70	U,G
13982-39-3	Zn-65	-0.45 +/- 0.31	0.67	U,G

Comments:

Qualifiers/Flags:

U - Result is less than the sample specific MDC or less than the associated TPU

Y1 - Chemical Yield is in control at 100-110%. Quantitative Yield is assumed.

Y2 - Chemical Yield outside default limits.

LT - Result is less than Requested MDC, greater than sample specific MDC.

M3 - The requested MDC was not met, but the reported activity is greater than the reported MDC.

M - The requested MDC was not met.

SQ - Spectral quality prevents accurate quantitation.

SI - Nuclide identification and/or quantitation is tentative.

TI - Nuclide identification is tentative.

R - Nuclide has exceeded 8 halflives.

G - Sample density differs by more than 15% of LCS density.

Abbreviations:

TPU - Total Propagated Uncertainty (see PAI SOP 743)

MDC - Minimum Detectable Concentration (see PAI SOP 709)

BDL - Below Detection Limit

Data Package ID: *GSS0408122-1*

PARAGON ANALYTICS
225 Commerce Drive ◆ Fort Collins, CO 80524 ◆ (800) 443-1511 ◆ (970) 490-1511 ◆ FAX (970) 490-1522

September 22, 2004

Mr. Dan Spicuzza
New World Technology
322 Albert Street
Turtle Creek, PA 15145

Re: Paragon Workorder: 04-08-123
Client Project Name: Ravenna
Client Project Number: GA00563

Dear Mr. Spicuzza:

Twenty soil samples were received from New World Technology on August 13, 2004. The samples were scheduled for Gamma Spectroscopy (pages 1-348) analysis. The results for this analysis are contained in the enclosed reports.

Thank you for your confidence in Paragon Analytics. Should you have any questions, please call.

Sincerely,

Paragon Analytics
Lance Steere
Senior Project Manager

LRS/ja
Enclosure: Report

Paragon Analytics

Sample Number(s) Cross-Reference Table

Paragon OrderNum: 0408123
Client Name: New World Technologies
Client Project Name: Ravenna
Client Project Number: GA00563
Client PO Number: 40149

Client Sample	Lab Sample Number	COC Number	Matrix	Date Collected	Time Collected
SU1-A0	0408123-1		SOIL	09-Aug-04	15:30
SU1-A1	0408123-2		SOIL	09-Aug-04	15:40
SU1-A2	0408123-3		SOIL	09-Aug-04	15:45
SU1-A3	0408123-4		SOIL	09-Aug-04	15:50
SU1-A4	0408123-5		SOIL	09-Aug-04	15:55
SU1-A5	0408123-6		SOIL	09-Aug-04	16:00
SU1-B5	0408123-7		SOIL	09-Aug-04	16:05
SU1-B4	0408123-8		SOIL	09-Aug-04	16:10
SU1-B3	0408123-9		SOIL	09-Aug-04	16:15
SU1-B2	0408123-10		SOIL	09-Aug-04	16:20
SU1-B1	0408123-11		SOIL	09-Aug-04	16:25
SU1-B0	0408123-12		SOIL	09-Aug-04	16:30
SU1-C0	0408123-13		SOIL	10-Aug-04	8:10
SU1-C1	0408123-14		SOIL	10-Aug-04	8:15
SU1-C2	0408123-15		SOIL	10-Aug-04	8:20
SU1-C3	0408123-16		SOIL	10-Aug-04	8:25
SU1-C4	0408123-17		SOIL	10-Aug-04	8:30
SU1-C5	0408123-18		SOIL	10-Aug-04	8:35
SU1-D5	0408123-19		SOIL	10-Aug-04	8:40
SU1-D4	0408123-20		SOIL	10-Aug-04	8:45

Paragon Analytics
A Division of DataChem Laboratories, Inc.

225 Commerce Drive Fort Collins, CO 80524
800-443-1511 or (970) 490-1511 (970) 490-1522 Fax

Accession Number (LAB ID) 0408123

Chain-of-Custody Date 8-10-04 Page 1 of 3

Originator: Retain pink copy

Project Name / No.: Ravenna Sampler(s): Kourt Turnaround (circle one): Standard or Rush (Due 8-13-04) Dispose: Date 9-10-04 or Return to Client

Report To: Dan Spaulding 6A00563
Phone: (412) 824-1333
Fax: (412) 824-8256
E-mail: Adconpro@Aol.com
Company: NWT
Address: 322 Albert St. Turtle Creek, PA 15145

Circle method (right); provide additional information as needed (comments)

Sample ID	Date	Time *	Lab ID	Matrix	Preservative (indicate type)	No. of Containers	VOCs SW8260B E624 E524.2	BTEX (only) SW8021B	SVOCs SW8270C E625	OC Pesticides SW8081A E608	PCBs SW8082 E608	Herbicides SW8151A	Explosives SW8330	TCLP Organics SW1311 SW8260B 8270C 8081A 8151A	TCLP Metals SW1311 SW6010B SW7471	Total Metals by ICP SW6010B 7470 7471 E200 ILMO__	Dissolved Metals by ICP SW6010B 7470 E200 ILMO__	Total Metals by ICP/MS SW6020 E200.8 ILMO__	Dissolved Metals by ICP/MS SW6020 E200.8 ILMO__	Hexavalent Chromium SW7196A Alkaline Digest? Y / N	Inorganic Anions SW9056 E300.0 (specify in comments)	Solids: Total E160.3 TDS E160.1 TSS E160.2	pH SW9040B SW9045C	TPH GRO DRO SW8015B (both)	Gross Alpha / Beta SW9310 E900.0	Actinides by Paragon SOP Pu / U / Am / Th / Cm / ___	Tritium E906.0	Total Alpha-Emitting Radium SW9315 E903.0	Radium 226 E903.1 Radium 228 SW9320 E904.0	Strontium 89 D5811-00 Strontium 90 D5811-00	Gamma Isotopes E901.1 Ac-228
SU1-A0	8-9-04	1530	1	S	NA	1																									X
SU1-A1		1540	2	S		1																									X
SU1-A2		1545	3	S		1																									X
SU1-A3		1550	4	S		1																									X
SU1-A4		1555	5	S		1																									X
SU1-A5		1600	6	S		1																									X
SU1-B5		1605	7	S		1																									X
SU1-B4		1610	8	S		1																									X
SU1-B3		1615	9	S		1																									X
SU1-B2		1620	10	S		1																									X
SU1-B1		1625	11	S		1																									X

* Time Zone: EST CST MST PST Matrix Key: O = oil, S = soil, NS = non-soil solid, W = water, L = liquid, E = extract, F = filter

Comments:

Relinquished By: (1)	Relinquished By: (2)
Signature [signature]	Signature
Printed Name Dan Spaulding	Printed Name
Date 8-11-04 Time 1800	Date Time
Company NWT	Company

Received By: (1)	Received By: (2)
Signature [signature]	Signature
Printed Name [signature]	Printed Name
Date 8-13-04 Time 0940	Date Time
Company	Company

Form 202r5.xls (4/6/04)

Paragon Analytics
A Division of DataChem Laboratories, Inc.

225 Commerce Drive Fort Collins, CO 80524
800-443-1511 or (970) 490-1511 (970) 490-1522 Fax

Accession Number (LAB ID) 0408123

Chain-of-Custody Date 8-10-04 Page 1 of 3

Originator: Retain pink copy

Project Name / No.: [illegible] Sampler(s): [illegible] Turnaround (circle one): Standard or Rush (Due 9-13-04) Dispose: Date 9-20-04 or Return to Client

Report To: GA00563
Phone:
Fax:
E-mail:
Company:
Address:

See page 1 of 3

Circle method (right); provide additional information as needed (comments).

Sample ID	Date	Time *	Lab ID	Matrix	Preservative (indicate type)	No. of Containers	VOCs SW8260B E624 E524.2	BTEX (only) SW8021B	SVOCs SW8270C E625	OC Pesticides SW8081A E608	PCBs SW8082 E608	Herbicides SW8151A	Explosives SW8330	TCLP Organics SW1311 SW8260B 8270C 8081A 8151A	TCLP Metals SW1311 SW6010B SW7471	Total Metals by ICP SW6010B 7470 7471 E200 ILMO__	Dissolved Metals by ICP SW6010B 7470 E200 ILMO__	Total Metals by ICP/MS SW6020 E200.8 ILMO__	Dissolved Metals by ICP/MS SW6020 E200.8 ILMO__	Hexavalent Chromium SW7196A Alkaline Digest? Y / N	Inorganic Anions SW9056 E300.0 (specify in comments)	Solids: Total E160.3 TDS E160.1 TSS E160.2	pH SW9040B SW9045C	TPH GRO DRO SW8015B (both)	Gross Alpha / Beta SW9310 E900.0	Actinides by Paragon SOP Pu / U / Am / Th / Cm / ___	Tritium E906.0	Total Alpha-Emitting Radium SW9315 E903.0	Radium 226 SW9320 E904.0	Strontium 89 D5811-00	Gamma Isotopes E901.1 Ac-228
SU1-B0	8-9-04	1630	12	S	N/A	1																									X
SU1-C0	8-10-04	0810	13	S		1																									X
SU1-C1		0815	14	S		1																									X
SU1-C2		0820	15	S		1																									X
SU1-C3		0825	16	S		1																									X
SU1-C4		0830	17	S		1																									X
SU1-C5		0835	18	S		1																									X
SU1-D5		0840	19	S		1																									X
SU1-D4		0845	20	S		1																									X
SU1-D3		0850		S		1																									X
SU1-D2		0855		S		1																									X

* Time Zone: EST CST MST PST Matrix Key: O = oil, S = soil, NS = non-soil solid, W = water, L = liquid, E = extract, F = filter

Comments:

Relinquished By: (1)	Relinquished By: (2)
Signature [signature]	Signature
Printed Name [signature]	Printed Name
Date 8-11-04 Time 1800	Date Time
Company NWT	Company

Received By: (1)	Received By: (2)
Signature [signature]	Signature
Printed Name [signature]	Printed Name
Date 8-13-04 Time 0940	Date Time
Company PAF	Company

Form 202r5.xls (4/6/04)

Paragon Analytics

CONDITION OF SAMPLE UPON RECEIPT FORM

Client: NWT Workorder No: 0408123

Project Manager: LS Initials: CWC Date: 8-13-04 8-13-04

1.	Does this project require any **special handling** in addition to standard Paragon procedures?		YES	NO
2.	Is **pre-screening** required per SOP 008?		YES	NO
3.	Are custody **seals** on **shipping containers** intact?	N/A	YES	NO
4.	Are custody **seals** on **sample containers** intact?	N/A	YES	NO
5.	Is there a **COC (Chain-of-Custody) present** or other representative documents?		YES	NO
6.	Is the **COC** (if applicable) **complete and legible**?	N/A	YES	NO
7.	Are **bottle IDs legible** and in **agreement** with **COC sample IDs**?	N/A	YES	NO
8.	Is the COC in agreement with samples received? (**# of samples, # of containers, matrix**)	N/A	YES	NO
9.	Were **airbills** present and/or removable?	N/A	YES	NO
10.	Are all **aqueous samples** requiring preservation **preserved correctly**? (excluding volatile organics)	N/A	YES	NO
11.	Are all aqueous **non-preserved samples** at the **correct pH**?	N/A	YES	NO
12.	Is there **sufficient sample** for the requested analyses?		YES	NO
13.	Were all samples placed in the **proper containers** for the requested analyses?		YES	NO
14.	Are all samples within **holding times** for the requested analyses?		YES	NO
15.	Were all sample containers received **intact**? (not broken or leaking, etc.)		YES	NO
16.	Are all samples requiring no headspace (volatiles, reactive cyanide/sulfide, radon), headspace free? **Size of bubble:** ____ < green pea ____ > green pea	N/A	YES	NO
17.	Were samples checked for and free from the presence of **residual chlorine?** (Applicable when PM has indicated samples are from a chlorinated water source; note if field preservation with sodium thiosulfate was not observed.)	N/A	YES	NO
18.	Were the sample(s) **shipped on ice**?	N/A	YES	NO
19.	Were cooler temperatures measured at 0.1-6.0°C? **IR gun used*: #1 #2**	N/A	YES	NO

*IR Gun #1: Raytek, SN SC-PM3/T29403	Cooler #'s	1						
*IR Gun #2: Oakton, SN 2SCIR1201	Temperature	NA						
	No. of custody seals	1						
DOT Survey/ Acceptance Information	External µR/hr reading	17						
	Background µR/hr reading	14						

Were external µR/hr readings ≤ two times background and within DOT acceptance criteria? **YES / NO** (If no, see Form 008.)

Additional Information: PROVIDE DETAILS BELOW FOR A NO RESPONSE TO ANY QUESTION ABOVE EXCEPT #1 AND #2.

If applicable, was the client contacted? **YES / NO / N/A** Contact Name:_____ Date/Time:_____

Project Manager Signature/ Date: [signature] 8/16/04

Form 201r18.xls (6/26/04)

FedEx Express *USA Airbill*

FedEx Tracking Number 8366 8127 5268

Form I.D. No. 0200

1 From

Date 8-11-04

Sender's Name [illegible] Phone 412 [illegible]

Company NWT

Address 3.2A Allison St

Dept./Floor/Suite/Room

City Turtle Creek State PA ZIP 15145

17

2 Your Internal Billing Reference

GA00563

1 seal

3 To

Recipient's Name [illegible] Phone [illegible]

Company Pharmed Analytics Inc

Address 1115 Commerce [illegible]

To "HOLD" at FedEx location, print FedEx address. We cannot deliver to P.O. boxes or P.O. ZIP codes.

Address

Dept./Floor/Suite/Room

City Ft. Collins State CO ZIP 80524

8366 8127 5268

4a Express Package Service — *Packages up to 150 lbs.* Delivery commitment may be later in some areas.

- [ ] FedEx Priority Overnight — Next business morning
- [x] FedEx Standard Overnight — Next business afternoon
- [ ] FedEx First Overnight — Earliest next business morning delivery to select locations
- [ ] FedEx 2Day — Second business day
- [ ] FedEx Express Saver — Third business day

FedEx Envelope rate not available. Minimum charge: One-pound rate

4b Express Freight Service — *Packages over 150 lbs.* Delivery commitment may be later in some areas.

- [ ] FedEx 1Day Freight* — Next business day
- [ ] FedEx 2Day Freight — Second business day
- [ ] FedEx 3Day Freight — Third business day

* Call for Confirmation:

5 Packaging — * Declared value limit $500

- [ ] FedEx Envelope*
- [ ] FedEx Pak* — *Includes FedEx Small Pak, FedEx Large Pak, and FedEx Sturdy Pak
- [x] Other

6 Special Handling — Include FedEx address in Section 3.

- [ ] **SATURDAY Delivery** — Available only for FedEx Priority Overnight and FedEx 2Day to select ZIP codes
- [ ] **HOLD Weekday at FedEx Location** — Not available for FedEx First Overnight
- [ ] **HOLD Saturday at FedEx Location** — Available only for FedEx Priority Overnight and FedEx 2Day to select locations

Does this shipment contain dangerous goods? One box must be checked.

- [x] No
- [ ] Yes: As per attached Shipper's Declaration
- [ ] Yes: Shipper's Declaration not required
- [ ] Dry Ice — Dry Ice, 9, UN 1845 ____ x ____ kg
- [ ] Cargo Aircraft Only

Dangerous Goods (including Dry Ice) cannot be shipped in FedEx packaging.

7 Payment *Bill to:* Enter FedEx Acct. No. or Credit Card No. below.

- [x] Sender — Acct. No. in Section 1 will be billed
- [ ] Recipient
- [ ] Third Party
- [ ] Credit Card
- [ ] Cash/Check
- [ ] Obtain Recip. Acct. No.

Total Packages	Total Weight	Total Declared Value†	Total Charges
3	120	$ .00	Credit Card Auth.

†Our liability is limited to $100 unless you declare a higher value. See back for details.

8 Release Signature *Signature authorizes delivery without obtaining signature.*

By signing you authorize us to deliver this shipment without obtaining a signature and agree to indemnify and hold us harmless from any resulting claims.

Questions? Visit our Web site at fedex.com or call 1.800.Go.FedEx® 800.463.3339.

Rev. Date 10/01 • Part #157612 • ©1994–2001 FedEx • PRINTED IN U.S.A. WCSL 02

446

Paragon Analytics

Radiochemistry Case Narrative
Gamma Spectroscopy

New World Technologies

Ravenna / GA00563

Paragon Work Order 0408123

1. This report consists of analysis results for 20 soil samples received by Paragon Analytics on 08/13/2004. The analysis results for these samples are reported on a 'dry weight' basis in units of pCi/gram.

2. These samples were prepared according to Paragon Analytics procedure PA SOP739R8.

3. The samples were analyzed for the presence of gamma emitting radionuclides according to Paragon Analytics procedure PA SOP713R8. The analyses were completed on 09/15/2004.

4. Sample volumes were insufficient to allow preparation of duplicates. Duplicate analyses of samples SU1-A1 and BO (PA ID 0408123-2 and 12) were performed in lieu of prepared duplicates.

5. Duplicate analysis results above the DER warning limit of 1.42 have been flagged as "W" for Warn. For gamma spectroscopic analysis, SOP 715R13 states that 75% of the nuclides must be within the 2-sigma control limit to meet DER requirements. Elevated DER values may be attributable to sample inhomogeneity.

6. Activity concentrations above the calculated MDC are reported in some instances where minimum nuclide identification criteria are not met. Such tentative identifications result when the software attempts to calculate net activity concentrations for analytes where either one or both of the following criteria are not satisfied: the 'diagnostic' peak for a nuclide must be identified above the critical level, or the minimum library peak abundance must be attained. Nuclides not meeting these requirements have been flagged with a "TI" qualifier.

7. Paragon Analytics has found there to be a significant low bias to Pb-214 and Bi-214 results when using a mixed nuclide gamma source for efficiency calibrations. The magnitude of this bias has been determined to be approximately 32% for Bi-214, and 23% for Pb-214. Therefore, any reported results for Pb-214 and Bi-214 are flagged with a "J" qualifier, indicating the activity values to be an estimated value. Results are reported without further qualification.

8. Due to elevated activity and subsequent elevated background from the Compton Continuum in sample SU1-A0 (PA ID 0408123-1) the requested MDC of 1.0 pCi/gram for Ac-228 was not met. As there is significant activity in this sample, results are reported without further qualification.

9. Paragon Analytics follows the convention outlined in ANSI N42.23 for reporting significant digits in the TPU and MDC results. ANSI N42.23 states that the TPU result should be

rounded to two significant digits and that the MDC result should be rounded to the same decimal place as the TPU result. In practice, this could result in an MDC result with a reported value of 0 for samples with significant activity, including the batch laboratory control sample.

10. There are cases where the sample density is less than the associated calibration standard density. Cases that exceed the limit of +/- 15% of the density of the calibration standard are flagged with a 'G', denoting a significant density difference between the sample and calibration standard. Consequently, the results may be biased high for the flagged results in this workorder. If requested, Paragon Analytics will perform a transmission spike in order to estimate a magnitude of this bias. The results are reported without further qualification.

11. There are cases where the magnitude of negative activity is greater than the 2-sigma TPU. Under typical conditions, where background data is normally distributed and analyzed by paired observations, this event is likely to occur at least 2.5% of the time. Review of the data does not indicate a problem with the instrument or reporting systems and results are reported without further qualification.

12. No problems were encountered with either the client samples or the associated quality control samples. All quality control criteria were met.

The data contained in the following report have been reviewed and approved by the personnel listed below. In addition, Paragon Analytics certifies that the analyses reported herein are true, complete and correct within the limits of the methods employed.

Leah Balko — 9/21/04
Radiochemistry Instrument Technician — Date

9.21.04
Radiochemistry Final Data Review — Date

1

PARAGON ANALYTICS
Radiochemistry Data Package

Section 1

SAMPLE RESULTS SUMMARY

A summary report is not provided.

Please refer to the individual sample results data in Section 3.

PARAGON ANALYTICS

Radiochemistry Data Package

2

Section 2

QC RESULTS SUMMARY

Gamma Spectroscopy Results

PAI 713 Rev 8

Method Blank Results

Lab Name: Paragon Analytics
Work Order Number: 0408123
Client Name: New World Technologies
ClientProject ID: Ravenna GA00563

Lab ID: GS040828-2MB

Sample Matrix: SOIL
Prep SOP: PAI 739 Rev 8
Date Collected: 28-Aug-04
Date Prepared: 28-Aug-04
Date Analyzed: 15-Sep-04

Prep Batch: GS040828-2
QCBatchID: GS040828-2-1
Run ID: GS040828-2A
Count Time: 30 minutes

Final Aliquot: 500 g
Result Units: pCi/g
File Name: 041523D03A

Library: FANP

CASNO	Target Nuclide	Result +/- 2 s TPU	MDC	Lab Qualifier
14331-83-0	Ac-228	-0.004 +/- 0.092	0.169	U
14391-76-5	Ag-110m	0.001 +/- 0.021	0.038	U
14682-66-7	Al-26	0.002 +/- 0.028	0.053	U
14596-10-2	Am-241	0 +/- 0.17	0.29	U
13966-02-4	Be-7	0 +/- 0.17	0.31	U
14913-49-6	Bi-212	0.12 +/- 0.30	0.52	U
14733-03-0	Bi-214	-0.047 +/- 0.064	0.118	U,J
13982-30-4	Ce-139	-0.017 +/- 0.018	0.034	U
14762-78-8	Ce-144	0.02 +/- 0.12	0.21	U
14093-03-9	Co-56	0.038 +/- 0.037	0.057	U
13981-50-5	Co-57	0.014 +/- 0.016	0.025	U
13981-38-9	Co-58	-0.003 +/- 0.021	0.040	U
10198-40-0	Co-60	0.010 +/- 0.022	0.038	U
14392-02-0	Cr-51	-0.11 +/- 0.16	0.30	U
13967-70-9	Cs-134	-0.020 +/- 0.029	0.054	U

Comments:

Qualifiers/Flags:

U - Result is less than the sample specific MDC or less than the associated TPU
Y1 - Chemical Yield is in control at 100-110%. Quantitative Yield is assumed.
Y2 - Chemical Yield outside default limits.
LT - Result is less than Requested MDC, greater than sample specific MDC.
SQ - Spectral quality prevents accurate quantitation.
SI - Nuclide identification and/or quantitation is tentative.
TI - Nuclide identification is tentative.
R - Nuclide has exceeded 6 halflives.
M - Requested MDC not met.
B - Analyte concentration greater than MDC.
B3 - Analyte concentration greater than MDC but less than Requested MDC.

Abbreviations:

TPU - Total Propagated Uncertainty (see PAI SOP 743)
MDC - Minimum Detectable Concentration (see PAI SOP 709)
BDL - Below Detection Limit

Data Package ID: *GSS0408123-1*

Gamma Spectroscopy Results

PAI 713 Rev 8

Method Blank Results

Lab Name: Paragon Analytics
Work Order Number: 0408123
Client Name: New World Technologies
ClientProject ID: Ravenna GA00563

Lab ID: GS040828-2MB

Sample Matrix: SOIL
Prep SOP: PAI 739 Rev 8
Date Collected: 28-Aug-04
Date Prepared: 28-Aug-04
Date Analyzed: 15-Sep-04

Prep Batch: GS040828-2
QCBatchID: GS040828-2-1
Run ID: GS040828-2A
Count Time: 30 minutes

Final Aliquot: 500 g
Result Units: pCi/g
File Name: 041523D03A

Library: FANP

CASNO	Target Nuclide	Result +/- 2 s TPU	MDC	Lab Qualifier
10045-97-3	Cs-137	-0.001 +/- 0.024	0.044	U
14683-23-9	Eu-152	0.03 +/- 0.11	0.21	U
15585-10-1	Eu-154	0.05 +/- 0.13	0.22	U
14391-16-3	Eu-155	-0.030 +/- 0.073	0.134	U
14596-12-4	Fe-59	0.029 +/- 0.039	0.064	U
10043-66-0	I-131	0.015 +/- 0.021	0.035	U
13966-00-2	K-40	0.03 +/- 0.32	0.57	U
13966-31-9	Mn-54	0 +/- 0.022	0.041	U
13966-32-0	Na-22	-0.001 +/- 0.021	0.041	U
14681-63-1	Nb-94	0.019 +/- 0.028	0.046	U
13967-76-5	Nb-95	0.003 +/- 0.020	0.035	U
15100-28-4	Pa-234m	-0.7 +/- 3.9	7.4	U
15092-94-1	Pb-212	0.008 +/- 0.044	0.076	U
15067-28-4	Pb-214	0.015 +/- 0.052	0.089	U,J
13967-48-1	Ru-106	0.15 +/- 0.23	0.39	U

Comments:

Qualifiers/Flags:

U - Result is less than the sample specific MDC or less than the associated TPU
Y1 - Chemical Yield is in control at 100-110%. Quantitative Yield is assumed.
Y2 - Chemical Yield outside default limits.
LT - Result is less than Requested MDC, greater than sample specific MDC.
SQ - Spectral quality prevents accurate quantitation.
SI - Nuclide identification and/or quantitation is tentative.
TI - Nuclide identification is tentative.
R - Nuclide has exceeded 8 halflives.
M - Requested MDC not met.
B - Analyte concentration greater than MDC.
B3 - Analyte concentration greater than MDC but less than Requested MDC.

Abbreviations:

TPU - Total Propagated Uncertainty (see PAI SOP 743)
MDC - Minimum Detectable Concentration (see PAI SOP 709)
BDL - Below Detection Limit

Data Package ID: *GSS0408123-1*

Gamma Spectroscopy Results

PAI 713 Rev 8

Method Blank Results

Lab Name: Paragon Analytics
Work Order Number: 0408123
Client Name: New World Technologies
ClientProject ID: Ravenna GA00563

Lab ID: GS040828-2MB

Sample Matrix: SOIL
Prep SOP: PAI 739 Rev 8
Date Collected: 28-Aug-04
Date Prepared: 28-Aug-04
Date Analyzed: 15-Sep-04

Prep Batch: GS040828-2
QCBatchID: GS040828-2-1
Run ID: GS040828-2A
Count Time: 30 minutes

Final Aliquot: 500 g
Result Units: pCi/g
File Name: 041523D03A

Library: FANP

CASNO	Target Nuclide	Result +/- 2 s TPU	MDC	Lab Qualifier
14683-10-4	Sb-124	0.009 +/- 0.028	0.047	U
14234-35-6	Sb-125	0.023 +/- 0.058	0.099	U
13967-63-0	Sc-46	0 +/- 0.022	0.040	U
15623-47-9	Th-227	-0.07 +/- 0.14	0.26	U
15065-10-8	Th-234	-0.23 +/- 0.38	0.70	U
14913-50-9	Tl-208	-0.017 +/- 0.026	0.049	U
15117-96-1	U-235	0.08 +/- 0.14	0.23	U
13982-39-3	Zn-65	0.004 +/- 0.048	0.088	U

Comments:

Qualifiers/Flags:

U - Result is less than the sample specific MDC or less than the associated TPU
Y1 - Chemical Yield is in control at 100-110%. Quantitative Yield is assumed.
Y2 - Chemical Yield outside default limits.
LT - Result is less than Requested MDC, greater than sample specific MDC.
SQ - Spectral quality prevents accurate quantitation.
SI - Nuclide identification and/or quantitation is tentative.
TI - Nuclide identification is tentative.
R - Nuclide has exceeded 8 halflives.
M - Requested MDC not met.
B - Analyte concentration greater than MDC.
B3 - Analyte concentration greater than MDC but less than Requested MDC.

Abbreviations:

TPU - Total Propagated Uncertainty (see PAI SOP 743)
MDC - Minimum Detectable Concentration (see PAI SOP 709)
BDL - Below Detection Limit

Data Package ID: *GSS0408123-1*

Gamma Spectroscopy Results

PAI 713 Rev 8

Laboratory Control Sample(s)

Lab Name: Paragon Analytics
Work Order Number: 0408123
Client Name: New World Technologies
ClientProject ID: Ravenna GA00563

Lab ID: GS040828-2LCS

Sample Matrix: SOIL
Prep SOP: PAI 739 Rev 8
Date Collected: 28-Aug-04
Date Prepared: 28-Aug-04
Date Analyzed: 15-Sep-04

Library: ANALYTICAL

Prep Batch: GS040828-2
QCBatchID: GS040828-2-1
Run ID: GS040828-2A
Count Time: 30 minutes

Final Aliquot: 500 g
Result Units: pCi/g
File Name: 041778D04A

CASNO	Target Nuclide	Results +/- 2s TPU	MDC	Spike Added	% Rec	Control Limits	Lab Qualifier
14596-10-2	Am-241	219 +/- 26	4	212	104	85 - 115	P
10198-40-0	Co-60	110 +/- 13	0	116	94.9	85 - 115	P
10045-97-3	Cs-137	88 +/- 10	1	85.2	103	85 - 115	P

Comments:

Qualifiers/Flags:

U - Result is less than the sample specific MDC or less than the associated TPU
LT - Result is less than Requested MDC, greater than sample specific MDC.
Y1 - Chemical Yield is in control at 100-110%. Quantitative Yield is assumed.
Y2 - Chemical Yield outside default limits.
L - LCS Recovery below lower control limit.
H - LCS Recovery above upper control limit.
P - LCS Recovery within control limits.
M - The requested MDC was not met.
M3 - The requested MDC was not met, but thereported activity is greater than the reported MDC.

Abbreviations:

TPU - Total Propagated Uncertainty (see PAI SOP 743)
MDC - Minimum Detectable Concentration (see PAI SOP 709)

SQ - Spectral quality prevents accurate quantitation.
SI - Nuclide identification and/or quantitation is tentative.
TI - Nuclide identification is tentative.
R - Nuclide has exceeded 6 halflives.

Data Package ID: *GSS0408123-1*

Gamma Spectroscopy Results

PAI 713 Rev 8

Duplicate Sample Results (DER)

Lab Name: Paragon Analytics
Work Order Number: 0408123
Client Name: New World Technologies
ClientProject ID: Ravenna GA00563

Field ID: SU1-A1
Lab ID: 0408123-2DUP

Library: FANP

Sample Matrix: SOIL
Prep SOP: PAI 739 Rev 8
Date Collected: 09-Aug-04
Date Prepared: 28-Aug-04
Date Analyzed: 14-Sep-04

Prep Batch: GS040828-2
QCBatchID: GS040828-2-1
Run ID: GS040828-2A
Count Time: 30 minutes
Report Basis: Dry Weight

Final Aliquot: 263 g
Prep Basis: Dry Weight
Moisture(%): NA
Result Units: pCi/g
File Name: 041518D03A

CASNO	Analyte	Sample Result +/- 2s TPU	Duplicate Result +/- 2s TPU	DER	Control Limit	Lab Qualifiers
14331-83-0	Ac-228	1.36 +/- 0.40	1.50 +/- 0.30	0.28	2.13	G
14391-76-5	Ag-110m	-0.061 +/- 0.078	-0.031 +/- 0.079	0.26	2.13	U,G
14682-66-7	Al-26	-0.016 +/- 0.047	0.031 +/- 0.055	0.64	2.13	U,G
14596-10-2	Am-241	0.67 +/- 0.64	-0.21 +/- 0.42	1.16	2.13	U,G
13966-02-4	Be-7	-0.27 +/- 0.82	0.12 +/- 0.71	0.37	2.13	U,G
14913-49-6	Bi-212	2.4 +/- 1.3	1.34 +/- 0.73	0.71	2.13	G
14733-03-0	Bi-214	1.26 +/- 0.31	1.14 +/- 0.23	0.33	2.13	G,J
13982-30-4	Ce-139	-0.035 +/- 0.060	0.025 +/- 0.062	0.69	2.13	U,G
14762-78-8	Ce-144	0.04 +/- 0.39	-0.33 +/- 0.40	0.66	2.13	U,G
14093-03-9	Co-56	0.19 +/- 0.16	0.20 +/- 0.12	0.03	2.13	G,TI
13981-50-5	Co-57	-0.005 +/- 0.054	0.008 +/- 0.053	0.17	2.13	U,G
13981-38-9	Co-58	0.059 +/- 0.092	-0.052 +/- 0.068	0.96	2.13	U,G
10198-40-0	Co-60	-0.029 +/- 0.081	0.021 +/- 0.061	0.50	2.13	U,G
14392-02-0	Cr-51	-0.2 +/- 1.2	-0.3 +/- 1.0	0.11	2.13	U,G
13967-70-9	Cs-134	-0.023 +/- 0.074	0.10 +/- 0.56	0.22	2.13	U,G
10045-97-3	Cs-137	0.23 +/- 0.11	0.221 +/- 0.073	0.10	2.13	G
14683-23-9	Eu-152	-0.14 +/- 0.37	-0.18 +/- 0.31	0.08	2.13	U,G

Comments:

Duplicate Qualifiers/Flags:

U - Result is less than the sample specific MDC.
Y1 - Chemical Yield is in control at 100-110%. Quantitative yield is assumed.
Y2 - Chemical Yield outside default limits.
W - DER is greater than Warning Limit of 1.42
D - DER is greater than Control Limit of 2.13
LT - Result is less than Request MDC, greater than sample specific MDC
M - Requested MDC not met.
M3 - The requested MDC was not met, but the reported activity is greater than the reported MDC.
L - LCS Recovery below lower control limit.
H - LCS Recovery above upper control limit.
P - LCS, Matrix Spike Recovery within control limits.
N - Matrix Spike Recovery outside control limits
SQ - Spectral quality prevents accurate quantitation.
SI - Nuclide identification and/or quantitation is tentative.
TI - Nuclide identification is tentative.
R - Nuclide has exceeded 8 halflives.
G - Sample density differs by more than 15% of LCS density.

Abbreviations:

TPU - Total Propagated Uncertainty (see PAI SOP 743)
DER - Duplicate Error Ratio
BDL - Below Detection Limit
NR - Not Reported

Data Package ID: *GSS0408123-1*

Gamma Spectroscopy Results

PAI 713 Rev 8

Duplicate Sample Results (DER)

Lab Name: Paragon Analytics
Work Order Number: 0408123
Client Name: New World Technologies
ClientProject ID: Ravenna GA00563

Field ID: SU1-A1
Lab ID: 0408123-2DUP

Library: FANP

Sample Matrix: SOIL
Prep SOP: PAI 739 Rev 8
Date Collected: 09-Aug-04
Date Prepared: 28-Aug-04
Date Analyzed: 14-Sep-04

Prep Batch: GS040828-2
QCBatchID: GS040828-2-1
Run ID: GS040828-2A
Count Time: 30 minutes
Report Basis: Dry Weight

Final Aliquot: 263 g
Prep Basis: Dry Weight
Moisture(%): NA
Result Units: pCi/g
File Name: 041518D03A

15585-10-1	Eu-154	-0.26 +/- 0.37	0.44 +/- 0.31	1.43	2.13	U,W,G
14391-16-3	Eu-155	0.16 +/- 0.23	0.23 +/- 0.22	0.23	2.13	U,G
14596-12-4	Fe-59	0.21 +/- 0.28	-0.02 +/- 0.18	0.69	2.13	U,G
10043-66-0	I-131	-0.3 +/- 1.5	0.4 +/- 1.2	0.34	2.13	U,G
13966-00-2	K-40	3.5 +/- 1.6	4.8 +/- 1.2	0.62	2.13	G
13966-31-9	Mn-54	-0.001 +/- 0.084	0.018 +/- 0.059	0.19	2.13	U,G
13966-32-0	Na-22	0.038 +/- 0.072	0.007 +/- 0.055	0.35	2.13	U,G
14681-63-1	Nb-94	0.046 +/- 0.074	0.031 +/- 0.062	0.16	2.13	U,G
13967-76-5	Nb-95	-0.06 +/- 0.14	0.063 +/- 0.081	0.75	2.13	U,G
15100-28-4	Pa-234m	12 +/- 11	-2.5 +/- 9.5	0.99	2.13	U,G
15092-94-1	Pb-212	2.13 +/- 0.36	1.81 +/- 0.29	0.71	2.13	G
15067-28-4	Pb-214	1.08 +/- 0.25	1.16 +/- 0.21	0.24	2.13	G,J
13967-48-1	Ru-106	-0.48 +/- 0.62	-0.41 +/- 0.57	0.08	2.13	U,G
14683-10-4	Sb-124	-0.07 +/- 0.11	0.064 +/- 0.095	0.91	2.13	U,G
14234-35-6	Sb-125	-0.09 +/- 0.19	-0.06 +/- 0.15	0.11	2.13	U,G
13967-63-0	Sc-46	0.019 +/- 0.091	0.033 +/- 0.073	0.12	2.13	U,G
15623-47-9	Th-227	3.7 +/- 8.9	2.7 +/- 9.7	0.08	2.13	U,G
15065-10-8	Th-234	0.4 +/- 1.3	2.4 +/- 1.5	0.96	2.13	U,G
14913-50-9	Tl-208	0.50 +/- 0.15	0.57 +/- 0.12	0.34	2.13	G

Comments:

Duplicate Qualifiers/Flags:

U - Result is less than the sample specific MDC.
Y1 - Chemical Yield is in control at 100-110%. Quantitative yield is assumed.
Y2 - Chemical Yield outside default limits.
W - DER is greater than Warning Limit of 1.42
D - DER is greater than Control Limit of 2.13
LT - Result is less than Request MDC, greater than sample specific MDC
M - Requested MDC not met.
M3 - The requested MDC was not met, but the reported activity is greater than the reported MDC.
L - LCS Recovery below lower control limit.
H - LCS Recovery above upper control limit.
P - LCS, Matrix Spike Recovery within control limits.
N - Matrix Spike Recovery outside control limits

SQ - Spectral quality prevents accurate quantitation.
SI - Nuclide identification and/or quantitation is tentative.
TI - Nuclide identification is tentative.
R - Nuclide has exceeded 8 halflives.
G - Sample density differs by more than 15% of LCS density.

Abbreviations:

TPU - Total Propagated Uncertainty (see PAI SOP 743)
DER - Duplicate Error Ratio
BDL - Below Detection Limit
NR - Not Reported

Data Package ID: *GSS0408123-1*

Gamma Spectroscopy Results

PAI 713 Rev 8

Duplicate Sample Results (DER)

Lab Name: Paragon Analytics
Work Order Number: 0408123
Client Name: New World Technologies
ClientProject ID: Ravenna GA00563

Field ID: SU1-A1
Lab ID: 0408123-2DUP

Library: FANP

Sample Matrix: SOIL
Prep SOP: PAI 739 Rev 8
Date Collected: 09-Aug-04
Date Prepared: 28-Aug-04
Date Analyzed: 14-Sep-04

Prep Batch: GS040828-2
QCBatchID: GS040828-2-1
Run ID: GS040828-2A
Count Time: 30 minutes
Report Basis: Dry Weight

Final Aliquot: 263 g
Prep Basis: Dry Weight
Moisture(%): NA
Result Units: pCi/g
File Name: 041518D03A

15117-96-1	U-235	0.09 +/- 0.37	0.05 +/- 0.40	0.08	2.13	U,G
13982-39-3	Zn-65	0.14 +/- 0.41	0.26 +/- 0.26	0.26	2.13	U,G

Comments:

Duplicate Qualifiers/Flags:

U - Result is less than the sample specific MDC.
Y1 - Chemical Yield is in control at 100-110%. Quantitative yield is assumed.
Y2 - Chemical Yield outside default limits.
W - DER is greater than Warning Limit of 1.42
D - DER is greater than Control Limit of 2.13
LT - Result is less than Request MDC, greater than sample specific MDC
M - Requested MDC not met.
M3 - The requested MDC was not met, but the reported activity is greater than the reported MDC.
L - LCS Recovery below lower control limit.
H - LCS Recovery above upper control limit.
P - LCS, Matrix Spike Recovery within control limits.
N - Matrix Spike Recovery outside control limits
SQ - Spectral quality prevents accurate quantitation.
SI - Nuclide identification and/or quantitation is tentative.
TI - Nuclide identification is tentative.
R - Nuclide has exceeded 8 halflives.
G - Sample density differs by more than 15% of LCS density.

Abbreviations:

TPU - Total Propagated Uncertainty (see PAI SOP 743)
DER - Duplicate Error Ratio
BDL - Below Detection Limit
NR - Not Reported

Data Package ID: *GSS0408123-1*

Gamma Spectroscopy Results

PAI 713 Rev 8

Duplicate Sample Results (DER)

Lab Name: Paragon Analytics
Work Order Number: 0408123
Client Name: New World Technologies
ClientProject ID: Ravenna GA00563

Field ID: SU1-B0
Lab ID: 0408123-12DUP

Library: FANP

Sample Matrix: SOIL
Prep SOP: PAI 739 Rev 8
Date Collected: 09-Aug-04
Date Prepared: 28-Aug-04
Date Analyzed: 14-Sep-04

Prep Batch: GS040828-2
QCBatchID: GS040828-2-1
Run ID: GS040828-2A
Count Time: 30 minutes
Report Basis: Dry Weight

Final Aliquot: 338 g
Prep Basis: Dry Weight
Moisture(%): NA
Result Units: pCi/g
File Name: 041774D04A

CASNO	Analyte	Sample Result +/- 2s TPU	Duplicate Result +/- 2s TPU	DER	Control Limit	Lab Qualifiers
14331-83-0	Ac-228	0.54 +/- 0.36	0.70 +/- 0.27	0.34	2.13	LT,G
14391-76-5	Ag-110m	-0.146 +/- 0.099	-0.089 +/- 0.069	0.47	2.13	U,G
14682-66-7	Al-26	0.030 +/- 0.076	0.011 +/- 0.055	0.20	2.13	U,G
14596-10-2	Am-241	0.27 +/- 0.56	-0.16 +/- 0.28	0.67	2.13	U,G
13966-02-4	Be-7	0.32 +/- 0.81	0.37 +/- 0.71	0.04	2.13	U,G
14913-49-6	Bi-212	0.41 +/- 0.86	0.68 +/- 0.77	0.23	2.13	U,G
14733-03-0	Bi-214	0.54 +/- 0.23	0.63 +/- 0.20	0.32	2.13	G,J
13982-30-4	Ce-139	0.035 +/- 0.062	-0.001 +/- 0.038	0.49	2.13	U,G
[illegible]762-78-8	Ce-144	0 +/- 0.31	-0.02 +/- 0.26	0.05	2.13	U,G
14093-03-9	Co-56	0.18 +/- 0.19	0.21 +/- 0.17	0.11	2.13	U,G
13981-50-5	Co-57	0.012 +/- 0.046	0.018 +/- 0.033	0.11	2.13	U,G
13981-38-9	Co-58	0.027 +/- 0.086	-0.007 +/- 0.054	0.34	2.13	U,G
10198-40-0	Co-60	0.022 +/- 0.078	-0.031 +/- 0.052	0.56	2.13	U,G
14392-02-0	Cr-51	-0.38 +/- 0.94	-0.44 +/- 0.79	0.05	2.13	U,G
13967-70-9	Cs-134	0.066 +/- 0.088	-0.007 +/- 0.060	0.68	2.13	U,G
10045-97-3	Cs-137	0.13 +/- 0.11	0.162 +/- 0.077	0.24	2.13	G,TI
14683-23-9	Eu-152	-0.05 +/- 0.38	0.36 +/- 0.32	0.83	2.13	U,G

Comments:

Duplicate Qualifiers/Flags:

U - Result is less than the sample specific MDC.
Y1 - Chemical Yield is in control at 100-110%. Quantitative yield is assumed.
Y2 - Chemical Yield outside default limits.
W - DER is greater than Warning Limit of 1.42
D - DER is greater than Control Limit of 2.13
LT - Result is less than Request MDC, greater than sample specific MDC
M - Requested MDC not met.
M3 - The requested MDC was not met, but the reported activity is greater than the reported MDC.
L - LCS Recovery below lower control limit.
H - LCS Recovery above upper control limit.
P - LCS, Matrix Spike Recovery within control limits.
N - Matrix Spike Recovery outside control limits
SQ - Spectral quality prevents accurate quantitation.
SI - Nuclide identification and/or quantitation is tentative.
TI - Nuclide identification is tentative.
R - Nuclide has exceeded 8 halflives.
G - Sample density differs by more than 15% of LCS density.

Abbreviations:

TPU - Total Propagated Uncertainty (see PAI SOP 743)
DER - Duplicate Error Ratio
BDL - Below Detection Limit
NR - Not Reported

[illegible]ta Package ID: *GSS0408123-1*

Gamma Spectroscopy Results

PAI 713 Rev 8

Duplicate Sample Results (DER)

Lab Name: Paragon Analytics
Work Order Number: 0408123
Client Name: New World Technologies
ClientProject ID: Ravenna GA00563

Field ID: SU1-B0
Lab ID: 0408123-12DUP

Library: FANP

Sample Matrix: SOIL
Prep SOP: PAI 739 Rev 8
Date Collected: 09-Aug-04
Date Prepared: 28-Aug-04
Date Analyzed: 14-Sep-04

Prep Batch: GS040828-2
QCBatchID: GS040828-2-1
Run ID: GS040828-2A
Count Time: 30 minutes
Report Basis: Dry Weight

Final Aliquot: 338 g
Prep Basis: Dry Weight
Moisture(%): NA
Result Units: pCi/g
File Name: 041774D04A

15585-10-1	Eu-154	0 +/- 0.35	-0.24 +/- 0.28	0.53	2.13	U,G
14391-16-3	Eu-155	0.05 +/- 0.21	0.02 +/- 0.14	0.14	2.13	U,G
14596-12-4	Fe-59	0.04 +/- 0.23	-0.08 +/- 0.16	0.41	2.13	U,G
10043-66-0	I-131	0.7 +/- 1.5	-0.2 +/- 1.0	0.54	2.13	U,G
13966-00-2	K-40	4.4 +/- 1.7	5.4 +/- 1.5	0.41	2.13	G
13966-31-9	Mn-54	-0.059 +/- 0.078	0.052 +/- 0.069	1.07	2.13	U,G
13966-32-0	Na-22	0.015 +/- 0.060	-0.037 +/- 0.064	0.59	2.13	U,G
14681-63-1	Nb-94	-0.041 +/- 0.073	0.012 +/- 0.051	0.60	2.13	U,G
13967-76-5	Nb-95	-0.039 +/- 0.090	-0.015 +/- 0.086	0.20	2.13	U,G
15100-28-4	Pa-234m	8 +/- 11	2.8 +/- 8.5	0.37	2.13	U,G
15092-94-1	Pb-212	0.57 +/- 0.18	0.71 +/- 0.17	0.55	2.13	G
15067-28-4	Pb-214	0.59 +/- 0.17	0.61 +/- 0.17	0.10	2.13	G,J
13967-48-1	Ru-106	-0.12 +/- 0.65	0.01 +/- 0.54	0.15	2.13	U,G
14683-10-4	Sb-124	-0.032 +/- 0.096	-0.057 +/- 0.087	0.19	2.13	U,G
14234-35-6	Sb-125	0 +/- 0.19	-0.03 +/- 0.14	0.14	2.13	U,G
13967-63-0	Sc-46	0.048 +/- 0.088	-0.002 +/- 0.079	0.42	2.13	U,G
15623-47-9	Th-227	-0.21 +/- 0.55	-0.15 +/- 0.37	0.10	2.13	U,G
15065-10-8	Th-234	1.0 +/- 1.3	1.09 +/- 0.80	0.04	2.13	U,G
14913-50-9	Tl-208	0.175 +/- 0.097	0.167 +/- 0.079	0.06	2.13	G

Comments:

Duplicate Qualifiers/Flags:

U - Result is less than the sample specific MDC.
Y1 - Chemical Yield is in control at 100-110%. Quantitative yield is assumed.
Y2 - Chemical Yield outside default limits.
W - DER is greater than Warning Limit of 1.42
D - DER is greater than Control Limit of 2.13
LT - Result is less than Request MDC, greater than sample specific MDC
M - Requested MDC not met.
M3 - The requested MDC was not met, but the reported activity is greater than the reported MDC.
L - LCS Recovery below lower control limit.
H - LCS Recovery above upper control limit.
P - LCS, Matrix Spike Recovery within control limits.
N - Matrix Spike Recovery outside control limits

SQ - Spectral quality prevents accurate quantitation.
SI - Nuclide identification and/or quantitation is tentative.
TI - Nuclide identification is tentative.
R - Nuclide has exceeded 8 halflives.
G - Sample density differs by more than 15% of LCS density.

Abbreviations:

TPU - Total Propagated Uncertainty (see PAI SOP 743)
DER - Duplicate Error Ratio
BDL - Below Detection Limit
NR - Not Reported

Data Package ID: *GSS0408123-1*

Gamma Spectroscopy Results

PAI 713 Rev 8

Duplicate Sample Results (DER)

Lab Name: Paragon Analytics
Work Order Number: 0408123
Client Name: New World Technologies
ClientProject ID: Ravenna GA00563

Field ID: SU1-B0
Lab ID: 0408123-12DUP

Library: FANP

Sample Matrix: SOIL
Prep SOP: PAI 739 Rev 8
Date Collected: 09-Aug-04
Date Prepared: 28-Aug-04
Date Analyzed: 14-Sep-04

Prep Batch: GS040828-2
QCBatchID: GS040828-2-1
Run ID: GS040828-2A
Count Time: 30 minutes
Report Basis: Dry Weight

Final Aliquot: 338 g
Prep Basis: Dry Weight
Moisture(%): NA
Result Units: pCi/g
File Name: 041774D04A

15117-96-1	U-235	-0.27 +/- 0.37	0 +/- 0.25	0.61	2.13	U,G
13982-39-3	Zn-65	-0.12 +/- 0.21	-0.01 +/- 0.26	0.34	2.13	U,G

Comments:

Duplicate Qualifiers/Flags:

U - Result is less than the sample specific MDC.
Y1 - Chemical Yield is in control at 100-110%. Quantitative yield is assumed.
Y2 - Chemical Yield outside default limits.
W - DER is greater than Warning Limit of 1.42
D - DER is greater than Control Limit of 2.13
LT - Result is less than Request MDC, greater than sample specific MDC
M - Requested MDC not met.
M3 - The requested MDC was not met, but the reported activity is greater than the reported MDC.
L - LCS Recovery below lower control limit.
H - LCS Recovery above upper control limit.
P - LCS, Matrix Spike Recovery within control limits.
N - Matrix Spike Recovery outside control limits
SQ - Spectral quality prevents accurate quantitation.
SI - Nuclide identification and/or quantitation is tentative.
TI - Nuclide identification is tentative.
R - Nuclide has exceeded 8 halflives.
G - Sample density differs by more than 15% of LCS density.

Abbreviations:

TPU - Total Propagated Uncertainty (see PAI SOP 743)
DER - Duplicate Error Ratio
BDL - Below Detection Limit
NR - Not Reported

Data Package ID: *GSS0408123-1*

PARAGON ANALYTICS
Radiochemistry Data Package

3

Section 3

INDIVIDUAL SAMPLE RESULTS

Gamma Spectroscopy Results

PAI 713 Rev 8

Sample Results

Lab Name: Paragon Analytics
Work Order Number: 0408123
Client Name: New World Technologies
ClientProject ID: Ravenna GA00563

Field ID: SU1-A0
Lab ID: 0408123-1

Library: FANP

Sample Matrix: SOIL
Prep SOP: PAI 739 Rev 8
Date Collected: 09-Aug-04
Date Prepared: 28-Aug-04
Date Analyzed: 14-Sep-04

Prep Batch: GS040828-2
QCBatchID: GS040828-2-1
Run ID: GS040828-2A
Count Time: 30 minutes
Report Basis: Dry Weight

Final Aliquot: 210 g
Prep Basis: Dry Weight
Moisture(%): NA
Result Units: pCi/g
File Name: 042210D01A

CASNO	Target Nuclide	Result +/- 2 s TPU	MDC	Lab Qualifier
14331-83-0	Ac-228	1.30 +/- 0.59	1.14	M3,G
14391-76-5	Ag-110m	-0.18 +/- 0.15	0.31	U,G
14682-66-7	Al-26	-0.09 +/- 0.12	0.30	U,G
14596-10-2	Am-241	0.03 +/- 0.87	1.57	U,G
13966-02-4	Be-7	-1.1 +/- 1.3	2.8	U,G
14913-49-6	Bi-212	1.9 +/- 1.6	2.4	U,G
14733-03-0	Bi-214	1.06 +/- 0.36	0.36	G,J
13982-30-4	Ce-139	-0.085 +/- 0.097	0.183	U,G
14762-78-8	Ce-144	0 +/- 0.52	0.94	U,G
14093-03-9	Co-56	0.14 +/- 0.28	0.49	U,G
13981-50-5	Co-57	-0.055 +/- 0.065	0.127	U,G
13981-38-9	Co-58	-0.08 +/- 0.11	0.26	U,G
10198-40-0	Co-60	-0.05 +/- 0.12	0.27	U,G
14392-02-0	Cr-51	-0.1 +/- 1.6	3.1	U,G
13967-70-9	Cs-134	-0.11 +/- 0.12	0.24	U,G

Comments:

Qualifiers/Flags:

U - Result is less than the sample specific MDC or less than the associated TPU

Y1 - Chemical Yield is in control at 100-110%. Quantitative Yield is assumed.

Y2 - Chemical Yield outside default limits.

LT - Result is less than Requested MDC, greater than sample specific MDC.

M3 - The requested MDC was not met, but the reported activity is greater than the reported MDC.

M - The requested MDC was not met.

SQ - Spectral quality prevents accurate quantitation.

SI - Nuclide identification and/or quantitation is tentative.

TI - Nuclide identification is tentative.

R - Nuclide has exceeded 8 halflives.

G - Sample density differs by more than 15% of LCS density.

Abbreviations:

TPU - Total Propagated Uncertainty (see PAI SOP 743)

MDC - Minimum Detectable Concentration (see PAI SOP 709)

BDL - Below Detection Limit

Data Package ID: *GSS0408123-1*

Gamma Spectroscopy Results

PAI 713 Rev 8

Sample Results

Lab Name: Paragon Analytics
Work Order Number: 0408123
Client Name: New World Technologies
ClientProject ID: Ravenna GA00563

Field ID: SU1-A0
Lab ID: 0408123-1

Library: FANP

Sample Matrix: SOIL
Prep SOP: PAI 739 Rev 8
Date Collected: 09-Aug-04
Date Prepared: 28-Aug-04
Date Analyzed: 14-Sep-04

Prep Batch: GS040828-2
QCBatchID: GS040828-2-1
Run ID: GS040828-2A
Count Time: 30 minutes
Report Basis: Dry Weight

Final Aliquot: 210 g
Prep Basis: Dry Weight
Moisture(%): NA
Result Units: pCi/g
File Name: 042210D01A

CASNO	Target Nuclide	Result +/- 2 s TPU	MDC	Lab Qualifier
10045-97-3	Cs-137	0.19 +/- 0.14	0.21	U,G
14683-23-9	Eu-152	0.01 +/- 0.58	1.16	U,G
15585-10-1	Eu-154	0.07 +/- 0.51	1.00	U,G
14391-16-3	Eu-155	-0.17 +/- 0.32	0.60	U,G
14596-12-4	Fe-59	-0.02 +/- 0.28	0.58	U,G
10043-66-0	I-131	1.5 +/- 2.4	4.1	U,G
13966-00-2	K-40	3.1 +/- 2.0	2.6	G
13966-31-9	Mn-54	-0.04 +/- 0.14	0.26	U,G
13966-32-0	Na-22	-0.03 +/- 0.10	0.23	U,G
14681-63-1	Nb-94	0.02 +/- 0.11	0.21	U,G
13967-76-5	Nb-95	0.15 +/- 0.17	0.28	U,G
15100-28-4	Pa-234m	-9 +/- 17	37	U,G
15092-94-1	Pb-212	0.78 +/- 0.27	0.34	G
15067-28-4	Pb-214	1.43 +/- 0.33	0.32	G,J
13967-48-1	Ru-106	-0.3 +/- 1.2	2.2	U,G

Comments:

Qualifiers/Flags:

U - Result is less than the sample specific MDC or less than the associated TPU

Y1 - Chemical Yield is in control at 100-110%. Quantitative Yield is assumed.

Y2 - Chemical Yield outside default limits.

LT - Result is less than Requested MDC, greater than sample specific MDC.

M3 - The requested MDC was not met, but the reported activity is greater than the reported MDC.

M - The requested MDC was not met.

SQ - Spectral quality prevents accurate quantitation.

SI - Nuclide identification and/or quantitation is tentative.

TI - Nuclide identification is tentative.

R - Nuclide has exceeded 8 halflives.

G - Sample density differs by more than 15% of LCS density.

Abbreviations:

TPU - Total Propagated Uncertainty (see PAI SOP 743)

MDC - Minimum Detectable Concentration (see PAI SOP 709)

BDL - Below Detection Limit

Data Package ID: *GSS0408123-1*

Gamma Spectroscopy Results

PAI 713 Rev 8

Sample Results

Lab Name: Paragon Analytics
Work Order Number: 0408123
Client Name: New World Technologies
ClientProject ID: Ravenna GA00563

Field ID: SU1-A0
Lab ID: 0408123-1

Library: FANP

Sample Matrix: SOIL
Prep SOP: PAI 739 Rev 8
Date Collected: 09-Aug-04
Date Prepared: 28-Aug-04
Date Analyzed: 14-Sep-04

Prep Batch: GS040828-2
QCBatchID: GS040828-2-1
Run ID: GS040828-2A
Count Time: 30 minutes
Report Basis: Dry Weight

Final Aliquot: 210 g
Prep Basis: Dry Weight
Moisture(%): NA
Result Units: pCi/g
File Name: 042210D01A

CASNO	Target Nuclide	Result +/- 2 s TPU	MDC	Lab Qualifier
14683-10-4	Sb-124	-0.15 +/- 0.17	0.35	U,G
14234-35-6	Sb-125	0.15 +/- 0.21	0.34	U,G
13967-63-0	Sc-46	-0.06 +/- 0.13	0.28	U,G
15623-47-9	Th-227	-0.09 +/- 0.98	1.72	U,G
15065-10-8	Th-234	1.4 +/- 1.8	3.0	U,G
14913-50-9	Tl-208	0.36 +/- 0.16	0.20	G
15117-96-1	U-235	-0.23 +/- 0.60	1.09	U,G
13982-39-3	Zn-65	-0.48 +/- 0.35	0.77	U,G

Comments:

Qualifiers/Flags:

U - Result is less than the sample specific MDC or less than the associated TPU

Y1 - Chemical Yield is in control at 100-110%. Quantitative Yield is assumed.

Y2 - Chemical Yield outside default limits.

LT - Result is less than Requested MDC, greater than sample specific MDC.

M3 - The requested MDC was not met, but the reported activity is greater than the reported MDC.

M - The requested MDC was not met.

SQ - Spectral quality prevents accurate quantitation.

SI - Nuclide identification and/or quantitation is tentative.

TI - Nuclide identification is tentative.

R - Nuclide has exceeded 8 halflives.

G - Sample density differs by more than 15% of LCS density.

Abbreviations:

TPU - Total Propagated Uncertainty (see PAI SOP 743)

MDC - Minimum Detectable Concentration (see PAI SOP 709)

BDL - Below Detection Limit

Data Package ID: *GSS0408123-1*

Gamma Spectroscopy Results

PAI 713 Rev 8

Sample Results

Lab Name: Paragon Analytics
Work Order Number: 0408123
Client Name: New World Technologies
ClientProject ID: Ravenna GA00563

Field ID: SU1-A1
Lab ID: 0408123-2

Library: FANP

Sample Matrix: SOIL
Prep SOP: PAI 739 Rev 8
Date Collected: 09-Aug-04
Date Prepared: 28-Aug-04
Date Analyzed: 14-Sep-04

Prep Batch: GS040828-2
QCBatchID: GS040828-2-1
Run ID: GS040828-2A
Count Time: 30 minutes
Report Basis: Dry Weight

Final Aliquot: 263 g
Prep Basis: Dry Weight
Moisture(%): NA
Result Units: pCi/g
File Name: 041580D02A

CASNO	Target Nuclide	Result +/- 2 s TPU	MDC	Lab Qualifier
14331-83-0	Ac-228	1.36 +/- 0.40	0.61	G
14391-76-5	Ag-110m	-0.061 +/- 0.078	0.162	U,G
14682-66-7	Al-26	-0.016 +/- 0.047	0.123	U,G
14596-10-2	Am-241	0.67 +/- 0.64	1.00	U,G
13966-02-4	Be-7	-0.27 +/- 0.82	1.60	U,G
14913-49-6	Bi-212	2.4 +/- 1.3	1.5	G
14733-03-0	Bi-214	1.26 +/- 0.31	0.29	G,J
13982-30-4	Ce-139	-0.035 +/- 0.060	0.113	U,G
14762-78-8	Ce-144	0.04 +/- 0.39	0.69	U,G
14093-03-9	Co-56	0.19 +/- 0.16	0.21	U,G
13981-50-5	Co-57	-0.005 +/- 0.054	0.097	U,G
13981-38-9	Co-58	0.059 +/- 0.092	0.155	U,G
10198-40-0	Co-60	-0.029 +/- 0.081	0.171	U,G
14392-02-0	Cr-51	-0.2 +/- 1.2	2.3	U,G
13967-70-9	Cs-134	-0.023 +/- 0.074	0.143	U,G

Comments:

Qualifiers/Flags:

U - Result is less than the sample specific MDC or less than the associated TPU

Y1 - Chemical Yield is in control at 100-110%. Quantitative Yield is assumed.

Y2 - Chemical Yield outside default limits.

LT - Result is less than Requested MDC, greater than sample specific MDC.

M3 - The requested MDC was not met, but the reported activity is greater than the reported MDC.

M - The requested MDC was not met.

SQ - Spectral quality prevents accurate quantitation.

SI - Nuclide identification and/or quantitation is tentative.

TI - Nuclide identification is tentative.

R - Nuclide has exceeded 8 halflives.

G - Sample density differs by more than 15% of LCS density.

Abbreviations:

TPU - Total Propagated Uncertainty (see PAI SOP 743)

MDC - Minimum Detectable Concentration (see PAI SOP 709)

BDL - Below Detection Limit

Data Package ID: *GSS0408123-1*

Gamma Spectroscopy Results

PAI 713 Rev 8

Sample Results

Lab Name: Paragon Analytics
Work Order Number: 0408123
Client Name: New World Technologies
ClientProject ID: Ravenna GA00563

Field ID: SU1-A1
Lab ID: 0408123-2

Library: FANP

Sample Matrix: SOIL
Prep SOP: PAI 739 Rev 8
Date Collected: 09-Aug-04
Date Prepared: 28-Aug-04
Date Analyzed: 14-Sep-04

Prep Batch: GS040828-2
QCBatchID: GS040828-2-1
Run ID: GS040828-2A
Count Time: 30 minutes
Report Basis: Dry Weight

Final Aliquot: 263 g
Prep Basis: Dry Weight
Moisture(%): NA
Result Units: pCi/g
File Name: 041580D02A

CASNO	Target Nuclide	Result +/- 2 s TPU	MDC	Lab Qualifier
10045-97-3	Cs-137	0.23 +/- 0.11	0.14	G
14683-23-9	Eu-152	-0.14 +/- 0.37	0.80	U,G
15585-10-1	Eu-154	-0.26 +/- 0.37	0.83	U,G
14391-16-3	Eu-155	0.16 +/- 0.23	0.37	U,G
14596-12-4	Fe-59	0.21 +/- 0.28	0.46	U,G
10043-66-0	I-131	-0.3 +/- 1.5	2.8	U,G
13966-00-2	K-40	3.5 +/- 1.6	1.9	G
13966-31-9	Mn-54	-0.001 +/- 0.084	0.159	U,G
13966-32-0	Na-22	0.038 +/- 0.072	0.126	U,G
14681-63-1	Nb-94	0.046 +/- 0.074	0.125	U,G
13967-76-5	Nb-95	-0.06 +/- 0.14	0.27	U,G
15100-28-4	Pa-234m	12 +/- 11	16	U,G
15092-94-1	Pb-212	2.13 +/- 0.36	0.23	G
15067-28-4	Pb-214	1.08 +/- 0.25	0.27	G,J
13967-48-1	Ru-106	-0.48 +/- 0.62	1.32	U,G

Comments:

Qualifiers/Flags:

U - Result is less than the sample specific MDC or less than the associated TPU

Y1 - Chemical Yield is in control at 100-110%. Quantitative Yield is assumed.

Y2 - Chemical Yield outside default limits.

LT - Result is less than Requested MDC, greater than sample specific MDC.

M3 - The requested MDC was not met, but the reported activity is greater than the reported MDC.

M - The requested MDC was not met.

SQ - Spectral quality prevents accurate quantitation.

SI - Nuclide identification and/or quantitation is tentative.

TI - Nuclide identification is tentative.

R - Nuclide has exceeded 8 halflives.

G - Sample density differs by more than 15% of LCS density.

Abbreviations:

TPU - Total Propagated Uncertainty (see PAI SOP 743)

MDC - Minimum Detectable Concentration (see PAI SOP 709)

BDL - Below Detection Limit

Data Package ID: *GSS0408123-1*

Gamma Spectroscopy Results

PAI 713 Rev 8

Sample Results

Lab Name: Paragon Analytics
Work Order Number: 0408123
Client Name: New World Technologies
ClientProject ID: Ravenna GA00563

Field ID: SU1-A1
Lab ID: 0408123-2

Library: FANP

Sample Matrix: SOIL
Prep SOP: PAI 739 Rev 8
Date Collected: 09-Aug-04
Date Prepared: 28-Aug-04
Date Analyzed: 14-Sep-04

Prep Batch: GS040828-2
QCBatchID: GS040828-2-1
Run ID: GS040828-2A
Count Time: 30 minutes
Report Basis: Dry Weight

Final Aliquot: 263 g
Prep Basis: Dry Weight
Moisture(%): NA
Result Units: pCi/g
File Name: 041580D02A

CASNO	Target Nuclide	Result +/- 2 s TPU	MDC	Lab Qualifier
14683-10-4	Sb-124	-0.07 +/- 0.11	0.22	U,G
14234-35-6	Sb-125	-0.09 +/- 0.19	0.37	U,G
13967-63-0	Sc-46	0.019 +/- 0.091	0.168	U,G
15623-47-9	Th-227	3.7 +/- 8.9	14.7	U,G
15065-10-8	Th-234	0.4 +/- 1.3	2.3	U,G
14913-50-9	Tl-208	0.50 +/- 0.15	0.14	G
15117-96-1	U-235	0.09 +/- 0.37	0.65	U,G
13982-39-3	Zn-65	0.14 +/- 0.41	0.70	U,G

Comments:

Qualifiers/Flags:

U - Result is less than the sample specific MDC or less than the associated TPU
Y1 - Chemical Yield is in control at 100-110%. Quantitative Yield is essumed.
Y2 - Chemical Yield outside default limits.
LT - Result is less than Requested MDC, greater than sample specific MDC.
M3 - The requested MDC was not met, but the reported activity is greater than the reported MDC.
M - The requested MDC was not met.

SQ - Spectral quality prevents accurate quantitation.
SI - Nuclide identification and/or quantitation is tentative.
TI - Nuclide identification is tentative.
R - Nuclide has exceeded 8 halflives.
G - Sample density differs by more than 15% of LCS density.

Abbreviations:

TPU - Total Propagated Uncertainty (see PAI SOP 743)
MDC - Minimum Detectable Concentration (see PAI SOP 709)
BDL - Below Detection Limit

Data Package ID: *GSS0408123-1*

Gamma Spectroscopy Results

PAI 713 Rev 8

Sample Duplicate Results

Lab Name: Paragon Analytics
Work Order Number: 0408123
Client Name: New World Technologies
ClientProject ID: Ravenna GA00563

Field ID: SU1-A1
Lab ID: 0408123-2DUP

Library: FANP

Sample Matrix: SOIL
Prep SOP: PAI 739 Rev 8
Date Collected: 09-Aug-04
Date Prepared: 28-Aug-04
Date Analyzed: 14-Sep-04

Prep Batch: GS040828-2
QCBatchID: GS040828-2-1
Run ID: GS040828-2A
Count Time: 30 minutes
Report Basis: Dry Weight

Final Aliquot: 263 g
Prep Basis: Dry Weight
Moisture(%): NA
Result Units: pCi/g
File Name: 041518D03A

CASNO	Target Nuclide	Result +/- 2 s TPU	MDC	Lab Qualifier
14331-83-0	Ac-228	1.50 +/- 0.30	0.35	G
14391-76-5	Ag-110m	-0.031 +/- 0.079	0.145	U,G
14682-66-7	Al-26	0.031 +/- 0.055	0.094	U,G
14596-10-2	Am-241	-0.21 +/- 0.42	0.74	U,G
13966-02-4	Be-7	0.12 +/- 0.71	1.23	U,G
14913-49-6	Bi-212	1.34 +/- 0.73	1.00	G
14733-03-0	Bi-214	1.14 +/- 0.23	0.24	G,J
13982-30-4	Ce-139	0.025 +/- 0.062	0.104	U,G
14762-78-8	Ce-144	-0.33 +/- 0.40	0.72	U,G
14093-03-9	Co-56	0.20 +/- 0.12	0.17	G,TI
13981-50-5	Co-57	0.008 +/- 0.053	0.091	U,G
13981-38-9	Co-58	-0.052 +/- 0.068	0.132	U,G
10198-40-0	Co-60	0.021 +/- 0.061	0.107	U,G

Comments:

Qualifiers/Flags:

U - Result is less than the sample specific MDC or less than the associated TPU.
Y1 - Chemical Yield is in control at 100-110%. Quantitative yield is assumed.
Y2 - Chemical Yield outside default limits.
LT - Result is less than Requested MDC, greater than sample specific MDC.
M - The requested MDC was not met.
M3 - The requested MDC was not met, but thereported activity is greater than the reported MDC.
W - DER is greater than Warning Limit of 1.42
D - DER is greater than Control Limit of 2.13

SQ - Spectral quality prevents accurate quantitation.
SI - Nuclide identification and/or quantitation is tentative.
TI - Nuclide identification is tentative.
R - Nuclide has exceeded 8 halflives.
G - Sample density differs by more than 15% of LCS density.

Abbreviations:

TPU - Total Propagated Uncertainty (see PAI SOP 743)
MDC - Minimum Detectable Concentration (see PAI SOP 709)
BDL - Below Detection Limit

Data Package ID: *GSS0408123-1*

Gamma Spectroscopy Results

PAI 713 Rev 8

Sample Duplicate Results

Lab Name: Paragon Analytics
Work Order Number: 0408123
Client Name: New World Technologies
ClientProject ID: Ravenna GA00563

Field ID: SU1-A1
Lab ID: 0408123-2DUP

Library: FANP

Sample Matrix: SOIL
Prep SOP: PAI 739 Rev 8
Date Collected: 09-Aug-04
Date Prepared: 28-Aug-04
Date Analyzed: 14-Sep-04

Prep Batch: GS040828-2
QCBatchID: GS040828-2-1
Run ID: GS040828-2A
Count Time: 30 minutes
Report Basis: Dry Weight

Final Aliquot: 263 g
Prep Basis: Dry Weight
Moisture(%): NA
Result Units: pCi/g
File Name: 041518D03A

CASNO	Target Nuclide	Result +/- 2 s TPU	MDC	Lab Qualifier
14392-02-0	Cr-51	-0.3 +/- 1.0	1.8	U,G
13967-70-9	Cs-134	0.10 +/- 0.56	0.92	U,G
10045-97-3	Cs-137	0.221 +/- 0.073	0.084	G
14683-23-9	Eu-152	-0.18 +/- 0.31	0.60	U,G
15585-10-1	Eu-154	0.44 +/- 0.31	0.47	U,W,G
14391-16-3	Eu-155	0.23 +/- 0.22	0.36	U,G
14596-12-4	Fe-59	-0.02 +/- 0.18	0.33	U,G
10043-66-0	I-131	0.4 +/- 1.2	2.1	U,G
13966-00-2	K-40	4.8 +/- 1.2	1.3	G
13966-31-9	Mn-54	0.018 +/- 0.059	0.102	U,G
13966-32-0	Na-22	0.007 +/- 0.055	0.100	U,G
14681-63-1	Nb-94	0.031 +/- 0.062	0.105	U,G
13967-76-5	Nb-95	0.063 +/- 0.081	0.133	U,G

Comments:

Qualifiers/Flags:

U - Result is less than the sample specific MDC or less than the associated TPU.
Y1 - Chemical Yield is in control at 100-110%. Quantitative yield is assumed.
Y2 - Chemical Yield outside default limits.
LT - Result is less than Requested MDC, greater than sample specific MDC.
M - The requested MDC was not met.
M3 - The requested MDC was not met, but thereported activity is greater than the reported MDC.
W - DER is greater than Warning Limit of 1.42
D - DER is greater than Control Limit of 2.13
SQ - Spectral quality prevents accurate quantitation.
SI - Nuclide identification and/or quantitation is tentative.
TI - Nuclide identification is tentative.
R - Nuclide has exceeded 8 halflives.
G - Sample density differs by more than 15% of LCS density.

Abbreviations:

TPU - Total Propagated Uncertainty (see PAI SOP 743)
MDC - Minimum Detectable Concentration (see PAI SOP 709)
BDL - Below Detection Limit

Data Package ID: *GSS0408123-1*

Gamma Spectroscopy Results

PAI 713 Rev 8

Sample Duplicate Results

Lab Name: Paragon Analytics
Work Order Number: 0408123
Client Name: New World Technologies
ClientProject ID: Ravenna GA00563

Field ID: SU1-A1
Lab ID: 0408123-2DUP

Library: FANP

Sample Matrix: SOIL
Prep SOP: PAI 739 Rev 8
Date Collected: 09-Aug-04
Date Prepared: 28-Aug-04
Date Analyzed: 14-Sep-04

Prep Batch: GS040828-2
QCBatchID: GS040828-2-1
Run ID: GS040828-2A
Count Time: 30 minutes
Report Basis: Dry Weight

Final Aliquot: 263 g
Prep Basis: Dry Weight
Moisture(%): NA
Result Units: pCi/g
File Name: 041518D03A

CASNO	Target Nuclide	Result +/- 2 s TPU	MDC	Lab Qualifier
15100-28-4	Pa-234m	-2.5 +/- 9.5	17.6	U,G
15092-94-1	Pb-212	1.81 +/- 0.29	0.20	G
15067-28-4	Pb-214	1.16 +/- 0.21	0.23	G,J
13967-48-1	Ru-106	-0.41 +/- 0.57	1.06	U,G
14683-10-4	Sb-124	0.064 +/- 0.095	0.157	U,G
14234-35-6	Sb-125	-0.06 +/- 0.15	0.27	U,G
13967-63-0	Sc-46	0.033 +/- 0.073	0.124	U,G
15623-47-9	Th-227	2.7 +/- 9.7	16.0	U,G
15065-10-8	Th-234	2.4 +/- 1.5	2.4	U,G
14913-50-9	Tl-208	0.57 +/- 0.12	0.11	G
15117-96-1	U-235	0.05 +/- 0.40	0.68	U,G
13982-39-3	Zn-65	0.26 +/- 0.26	0.41	U,G

Comments:

Qualifiers/Flags:

U - Result is less than the sample specific MDC or less than the associated TPU.
Y1 - Chemical Yield is in control at 100-110%. Quantitative yield is assumed.
Y2 - Chemical Yield outside default limits.
LT - Result is less than Requested MDC, greater than sample specific MDC.
M - The requested MDC was not met.
M3 - The requested MDC was not met, but thereported activity is greater than the reported MDC.
W - DER is greater than Warning Limit of 1.42
D - DER is greater than Control Limit of 2.13
SQ - Spectral quality prevents accurate quantitation.
SI - Nuclide identification and/or quantitation is tentative.
TI - Nuclide identification is tentative.
R - Nuclide has exceeded 8 halflives.
G - Sample density differs by more than 15% of LCS density.

Abbreviations:

TPU - Total Propagated Uncertainty (see PAI SOP 743)
MDC - Minimum Detectable Concentration (see PAI SOP 709)
BDL - Below Detection Limit

Data Package ID: *GSS0408123-1*

Gamma Spectroscopy Results

PAI 713 Rev 8

Sample Results

Lab Name: Paragon Analytics
Work Order Number: 0408123
Client Name: New World Technologies
ClientProject ID: Ravenna GA00563

Field ID: SU1-A2
Lab ID: 0408123-3

Library: FANP

Sample Matrix: SOIL
Prep SOP: PAI 739 Rev 8
Date Collected: 09-Aug-04
Date Prepared: 28-Aug-04
Date Analyzed: 14-Sep-04

Prep Batch: GS040828-2
QCBatchID: GS040828-2-1
Run ID: GS040828-2A
Count Time: 30 minutes
Report Basis: Dry Weight

Final Aliquot: 255 g
Prep Basis: Dry Weight
Moisture(%): NA
Result Units: pCi/g
File Name: 041581D02A

CASNO	Target Nuclide	Result +/- 2 s TPU	MDC	Lab Qualifier
14331-83-0	Ac-228	0.79 +/- 0.32	0.56	LT,G
14391-76-5	Ag-110m	-0.035 +/- 0.080	0.160	U,G
14682-66-7	Al-26	0.036 +/- 0.058	0.100	U,G
14596-10-2	Am-241	-0.21 +/- 0.58	1.09	U,G
13966-02-4	Be-7	-0.71 +/- 0.77	1.65	U,G
14913-49-6	Bi-212	2.4 +/- 1.4	1.9	G,TI
14733-03-0	Bi-214	1.65 +/- 0.36	0.35	G,J
13982-30-4	Ce-139	-0.059 +/- 0.056	0.111	U,G
14762-78-8	Ce-144	-0.24 +/- 0.36	0.70	U,G
14093-03-9	Co-56	0.34 +/- 0.21	0.28	G,TI
13981-50-5	Co-57	0.047 +/- 0.052	0.085	U,G
13981-38-9	Co-58	0.030 +/- 0.093	0.169	U,G
10198-40-0	Co-60	0 +/- 0.081	0.160	U,G
14392-02-0	Cr-51	0.7 +/- 1.2	2.0	U,G
13967-70-9	Cs-134	0.035 +/- 0.078	0.135	U,G

Comments:

Qualifiers/Flags:

U - Result is less than the sample specific MDC or less than the associated TPU

Y1 - Chemical Yield is in control at 100-110%. Quantitative Yield is assumed.

Y2 - Chemical Yield outside default limits.

LT - Result is less than Requested MDC, greater than sample specific MDC.

M3 - The requested MDC was not met, but the reported activity is greater than the reported MDC.

M - The requested MDC was not met.

SQ - Spectral quality prevents accurate quantitation.

SI - Nuclide identification and/or quantitation is tentative.

TI - Nuclide identification is tentative.

R - Nuclide has exceeded 8 halflives.

G - Sample density differs by more than 15% of LCS density.

Abbreviations:

TPU - Total Propagated Uncertainty (see PAI SOP 743)

MDC - Minimum Detectable Concentration (see PAI SOP 709)

BDL - Below Detection Limit

Data Package ID: *GSS0408123-1*

Gamma Spectroscopy Results

PAI 713 Rev 8

Sample Results

Lab Name: Paragon Analytics
Work Order Number: 0408123
Client Name: New World Technologies
ClientProject ID: Ravenna GA00563

Field ID: SU1-A2
Lab ID: 0408123-3

Library: FANP

Sample Matrix: SOIL
Prep SOP: PAI 739 Rev 8
Date Collected: 09-Aug-04
Date Prepared: 28-Aug-04
Date Analyzed: 14-Sep-04

Prep Batch: GS040828-2
QCBatchID: GS040828-2-1
Run ID: GS040828-2A
Count Time: 30 minutes
Report Basis: Dry Weight

Final Aliquot: 255 g
Prep Basis: Dry Weight
Moisture(%): NA
Result Units: pCi/g
File Name: 041581D02A

CASNO	Target Nuclide	Result +/- 2 s TPU	MDC	Lab Qualifier
10045-97-3	Cs-137	0.049 +/- 0.083	0.141	U,G
14683-23-9	Eu-152	0.20 +/- 0.42	0.75	U,G
15585-10-1	Eu-154	-0.09 +/- 0.36	0.76	U,G
14391-16-3	Eu-155	0.12 +/- 0.20	0.34	U,G
14596-12-4	Fe-59	-0.02 +/- 0.24	0.47	U,G
10043-66-0	I-131	-0.9 +/- 1.4	2.8	U,G
13966-00-2	K-40	4.4 +/- 1.6	1.7	G
13966-31-9	Mn-54	0.060 +/- 0.074	0.119	U,G
13966-32-0	Na-22	0.010 +/- 0.077	0.149	U,G
14681-63-1	Nb-94	-0.052 +/- 0.073	0.150	U,G
13967-76-5	Nb-95	-0.17 +/- 0.13	0.28	U,G
15100-28-4	Pa-234m	1 +/- 11	22	U,G
15092-94-1	Pb-212	1.17 +/- 0.26	0.23	G
15067-28-4	Pb-214	1.70 +/- 0.32	0.28	G,J
13967-48-1	Ru-106	-0.37 +/- 0.78	1.55	U,G

Comments:

Qualifiers/Flags:

U - Result is less than the sample specific MDC or less than the associated TPU

Y1 - Chemical Yield is in control at 100-110%. Quantitative Yield is assumed.

Y2 - Chemical Yield outside default limits.

LT - Result is less than Requested MDC, greater than sample specific MDC.

M3 - The requested MDC was not met, but the reported activity is greater than the reported MDC.

M - The requested MDC was not met.

SQ - Spectral quality prevents accurate quantitation.

SI - Nuclide identification and/or quantitation is tentative.

TI - Nuclide identification is tentative.

R - Nuclide has exceeded 8 halflives.

G - Sample density differs by more than 15% of LCS density.

Abbreviations:

TPU - Total Propagated Uncertainty (see PAI SOP 743)

MDC - Minimum Detectable Concentration (see PAI SOP 709)

BDL - Below Detection Limit

Data Package ID: *GSS0408123-1*

Gamma Spectroscopy Results

PAI 713 Rev 8

Sample Results

Lab Name: Paragon Analytics
Work Order Number: 0408123
Client Name: New World Technologies
ClientProject ID: Ravenna GA00563

Field ID: SU1-A2
Lab ID: 0408123-3

Library: FANP

Sample Matrix: SOIL
Prep SOP: PAI 739 Rev 8
Date Collected: 09-Aug-04
Date Prepared: 28-Aug-04
Date Analyzed: 14-Sep-04

Prep Batch: GS040828-2
QCBatchID: GS040828-2-1
Run ID: GS040828-2A
Count Time: 30 minutes
Report Basis: Dry Weight

Final Aliquot: 255 g
Prep Basis: Dry Weight
Moisture(%): NA
Result Units: pCi/g
File Name: 041581D02A

CASNO	Target Nuclide	Result +/- 2 s TPU	MDC	Lab Qualifier
14683-10-4	Sb-124	-0.07 +/- 0.11	0.23	U,G
14234-35-6	Sb-125	0.13 +/- 0.18	0.30	U,G
13967-63-0	Sc-46	0.030 +/- 0.091	0.166	U,G
15623-47-9	Th-227	-0.57 +/- 0.54	1.09	U,G
15065-10-8	Th-234	2.6 +/- 1.6	2.5	G,TI
14913-50-9	Tl-208	0.29 +/- 0.13	0.17	G
15117-96-1	U-235	-0.23 +/- 0.34	0.65	U,G
13982-39-3	Zn-65	0.28 +/- 0.38	0.63	U,G

Comments:

Qualifiers/Flags:

U - Result is less than the sample specific MDC or less than the associated TPU

Y1 - Chemical Yield is in control at 100-110%. Quantitative Yield is assumed.

Y2 - Chemical Yield outside default limits.

LT - Result is less than Requested MDC, greater than sample specific MDC.

M3 - The requested MDC was not met, but the reported activity is greater than the reported MDC.

M - The requested MDC was not met.

SQ - Spectral quality prevents accurate quantitation.

SI - Nuclide identification and/or quantitation is tentative.

TI - Nuclide identification is tentative.

R - Nuclide has exceeded 8 halflives.

G - Sample density differs by more than 15% of LCS density.

Abbreviations:

TPU - Total Propagated Uncertainty (see PAI SOP 743)

MDC - Minimum Detectable Concentration (see PAI SOP 709)

BDL - Below Detection Limit

Data Package ID: *GSS0408123-1*

Gamma Spectroscopy Results

PAI 713 Rev 8

Sample Results

Lab Name: Paragon Analytics
Work Order Number: 0408123
Client Name: New World Technologies
ClientProject ID: Ravenna GA00563

Field ID: SU1-A3
Lab ID: 0408123-4

Library: FANP

Sample Matrix: SOIL
Prep SOP: PAI 739 Rev 8
Date Collected: 09-Aug-04
Date Prepared: 28-Aug-04
Date Analyzed: 14-Sep-04

Prep Batch: GS040828-2
QCBatchID: GS040828-2-1
Run ID: GS040828-2A
Count Time: 30 minutes
Report Basis: Dry Weight

Final Aliquot: 240 g
Prep Basis: Dry Weight
Moisture(%): NA
Result Units: pCi/g
File Name: 040394D05A

CASNO	Target Nuclide	Result +/- 2 s TPU	MDC	Lab Qualifier
14331-83-0	Ac-228	1.10 +/- 0.41	0.53	G
14391-76-5	Ag-110m	0.02 +/- 0.10	0.18	U,G
14682-66-7	Al-26	-0.007 +/- 0.091	0.191	U,G
14596-10-2	Am-241	0.22 +/- 0.83	1.44	U,G
13966-02-4	Be-7	0.4 +/- 1.1	1.8	U,G
14913-49-6	Bi-212	1.8 +/- 1.4	2.1	U,G
14733-03-0	Bi-214	1.74 +/- 0.39	0.36	G,J
13982-30-4	Ce-139	0 +/- 0.080	0.142	U,G
14762-78-8	Ce-144	-0.15 +/- 0.53	0.96	U,G
14093-03-9	Co-56	0.18 +/- 0.25	0.41	U,G
13981-50-5	Co-57	-0.024 +/- 0.065	0.120	U,G
13981-38-9	Co-58	-0.02 +/- 0.11	0.22	U,G
10198-40-0	Co-60	0.06 +/- 0.10	0.17	U,G
14392-02-0	Cr-51	0.1 +/- 1.6	2.9	U,G
13967-70-9	Cs-134	0.066 +/- 0.098	0.163	U,G

Comments:

Qualifiers/Flags:

U - Result is less than the sample specific MDC or less than the associated TPU

Y1 - Chemical Yield is in control at 100-110%. Quantitative Yield is assumed.

Y2 - Chemical Yield outside default limits.

LT - Result is less than Requested MDC, greater than sample specific MDC.

M3 - The requested MDC was not met, but the reported activity is greater than the reported MDC.

M - The requested MDC was not met.

SQ - Spectral quality prevents accurate quantitation.

SI - Nuclide identification and/or quantitation is tentative.

TI - Nuclide identification is tentative.

R - Nuclide has exceeded 8 halflives.

G - Sample density differs by more than 15% of LCS density.

Abbreviations:

TPU - Total Propagated Uncertainty (see PAI SOP 743)

MDC - Minimum Detectable Concentration (see PAI SOP 709)

BDL - Below Detection Limit

Data Package ID: *GSS0408123-1*

Gamma Spectroscopy Results

PAI 713 Rev 8

Sample Results

Lab Name: Paragon Analytics
Work Order Number: 0408123
Client Name: New World Technologies
ClientProject ID: Ravenna GA00563

Field ID: SU1-A3
Lab ID: 0408123-4

Library: FANP

Sample Matrix: SOIL
Prep SOP: PAI 739 Rev 8
Date Collected: 09-Aug-04
Date Prepared: 28-Aug-04
Date Analyzed: 14-Sep-04

Prep Batch: GS040828-2
QCBatchID: GS040828-2-1
Run ID: GS040828-2A
Count Time: 30 minutes
Report Basis: Dry Weight

Final Aliquot: 240 g
Prep Basis: Dry Weight
Moisture(%): NA
Result Units: pCi/g
File Name: 040394D05A

CASNO	Target Nuclide	Result +/- 2 s TPU	MDC	Lab Qualifier
10045-97-3	Cs-137	-0.02 +/- 0.11	0.21	U,G
14683-23-9	Eu-152	0.03 +/- 0.59	1.12	U,G
15585-10-1	Eu-154	-0.20 +/- 0.48	0.99	U,G
14391-16-3	Eu-155	-0.19 +/- 0.30	0.56	U,G
14596-12-4	Fe-59	-0.18 +/- 0.30	0.63	U,G
10043-66-0	I-131	1.0 +/- 1.7	3.0	U,G
13966-00-2	K-40	3.0 +/- 1.5	1.8	G
13966-31-9	Mn-54	-0.02 +/- 0.10	0.19	U,G
13966-32-0	Na-22	0.02 +/- 0.12	0.22	U,G
14681-63-1	Nb-94	0.007 +/- 0.091	0.168	U,G
13967-76-5	Nb-95	0.03 +/- 0.14	0.25	U,G
15100-28-4	Pa-234m	7 +/- 14	25	U,G
15092-94-1	Pb-212	1.07 +/- 0.26	0.26	G
15067-28-4	Pb-214	1.62 +/- 0.33	0.35	G,J
13967-48-1	Ru-106	0.21 +/- 0.85	1.53	U,G

Comments:

Qualifiers/Flags:

U - Result is less than the sample specific MDC or less than the associated TPU

Y1 - Chemical Yield is in control at 100-110%. Quantitative Yield is assumed.

Y2 - Chemical Yield outside default limits.

LT - Result is less than Requested MDC, greater than sample specific MDC.

M3 - The requested MDC was not met, but the reported activity is greater than the reported MDC.

M - The requested MDC was not met.

SQ - Spectral quality prevents accurate quantitation.

SI - Nuclide identification and/or quantitation is tentative.

TI - Nuclide identification is tentative.

R - Nuclide has exceeded 8 halflives.

G - Sample density differs by more than 15% of LCS density.

Abbreviations:

TPU - Total Propagated Uncertainty (see PAI SOP 743)

MDC - Minimum Detectable Concentration (see PAI SOP 709)

BDL - Below Detection Limit

Data Package ID: *GSS0408123-1*

Gamma Spectroscopy Results

PAI 713 Rev 8

Sample Results

Lab Name: Paragon Analytics
Work Order Number: 0408123
Client Name: New World Technologies
ClientProject ID: Ravenna GA00563

Field ID: SU1-A3
Lab ID: 0408123-4

Library: FANP

Sample Matrix: SOIL
Prep SOP: PAI 739 Rev 8
Date Collected: 09-Aug-04
Date Prepared: 28-Aug-04
Date Analyzed: 14-Sep-04

Prep Batch: GS040828-2
QCBatchID: GS040828-2-1
Run ID: GS040828-2A
Count Time: 30 minutes
Report Basis: Dry Weight

Final Aliquot: 240 g
Prep Basis: Dry Weight
Moisture(%): NA
Result Units: pCi/g
File Name: 040394D05A

CASNO	Target Nuclide	Result +/- 2 s TPU	MDC	Lab Qualifier
14683-10-4	Sb-124	0.03 +/- 0.15	0.26	U,G
14234-35-6	Sb-125	0.03 +/- 0.22	0.40	U,G
13967-63-0	Sc-46	-0.06 +/- 0.11	0.23	U,G
15623-47-9	Th-227	0.23 +/- 0.88	1.48	U,G
15065-10-8	Th-234	2.0 +/- 1.7	2.7	U,G
14913-50-9	Tl-208	0.34 +/- 0.14	0.16	G
15117-96-1	U-235	0.51 +/- 0.51	0.82	U,G
13982-39-3	Zn-65	0.35 +/- 0.43	0.71	U,G

Comments:

Qualifiers/Flags:

U - Result is less than the sample specific MDC or less than the associated TPU

Y1 - Chemical Yield is in control at 100-110%. Quantitative Yield is assumed.

Y2 - Chemical Yield outside default limits.

LT - Result is less than Requested MDC, greater than sample specific MDC.

M3 - The requested MDC was not met, but the reported activity is greater than the reported MDC.

M - The requested MDC was not met.

SQ - Spectral quality prevents accurate quantitation.

SI - Nuclide identification and/or quantitation is tentative.

TI - Nuclide identification is tentative.

R - Nuclide has exceeded 8 halflives.

G - Sample density differs by more than 15% of LCS density.

Abbreviations:

TPU - Total Propagated Uncertainty (see PAI SOP 743)

MDC - Minimum Detectable Concentration (see PAI SOP 709)

BDL - Below Detection Limit

Data Package ID: *GSS0408123-1*

Gamma Spectroscopy Results

PAI 713 Rev 8

Sample Results

Lab Name: Paragon Analytics
Work Order Number: 0408123
Client Name: New World Technologies
ClientProject ID: Ravenna GA00563

Field ID: SU1-A4
Lab ID: 0408123-5

Library: FANP

Sample Matrix: SOIL
Prep SOP: PAI 739 Rev 8
Date Collected: 09-Aug-04
Date Prepared: 28-Aug-04
Date Analyzed: 14-Sep-04

Prep Batch: GS040828-2
QCBatchID: GS040828-2-1
Run ID: GS040828-2A
Count Time: 30 minutes
Report Basis: Dry Weight

Final Aliquot: 212 g
Prep Basis: Dry Weight
Moisture(%): NA
Result Units: pCi/g
File Name: 041592D07A

CASNO	Target Nuclide	Result +/- 2 s TPU	MDC	Lab Qualifier
14331-83-0	Ac-228	1.27 +/- 0.51	0.82	G
14391-76-5	Ag-110m	-0.011 +/- 0.091	0.184	U,G
14682-66-7	Al-26	-0.01 +/- 0.10	0.23	U,G
14596-10-2	Am-241	0.10 +/- 0.19	0.32	U,G
13966-02-4	Be-7	-0.8 +/- 1.2	2.4	U,G
14913-49-6	Bi-212	0.5 +/- 2.0	3.5	U,G
14733-03-0	Bi-214	1.34 +/- 0.43	0.44	G,J
13982-30-4	Ce-139	-0.009 +/- 0.090	0.162	U,G
14762-78-8	Ce-144	0.28 +/- 0.50	0.84	U,G
14093-03-9	Co-56	0.07 +/- 0.35	0.65	U,G
13981-50-5	Co-57	-0.039 +/- 0.062	0.119	U,G
13981-38-9	Co-58	0.03 +/- 0.12	0.23	U,G
10198-40-0	Co-60	0.07 +/- 0.15	0.27	U,G
14392-02-0	Cr-51	1.0 +/- 2.1	3.7	U,G
13967-70-9	Cs-134	-0.01 +/- 0.11	0.21	U,G

Comments:

Qualifiers/Flags:

U - Result is less than the sample specific MDC or less than the associated TPU

Y1 - Chemical Yield is in control at 100-110%. Quantitative Yield is assumed.

Y2 - Chemical Yield outside default limits.

LT - Result is less than Requested MDC, greater than sample specific MDC.

M3 - The requested MDC was not met, but the reported activity is greater than the reported MDC.

M - The requested MDC was not met.

SQ - Spectral quality prevents accurate quantitation.

SI - Nuclide identification and/or quantitation is tentative.

TI - Nuclide identification is tentative.

R - Nuclide has exceeded 8 halflives.

G - Sample density differs by more than 15% of LCS density.

Abbreviations:

TPU - Total Propagated Uncertainty (see PAI SOP 743)

MDC - Minimum Detectable Concentration (see PAI SOP 709)

BDL - Below Detection Limit

Data Package ID: *GSS0408123-1*

Gamma Spectroscopy Results

PAI 713 Rev 8

Sample Results

Lab Name: Paragon Analytics
Work Order Number: 0408123
Client Name: New World Technologies
ClientProject ID: Ravenna GA00563

Field ID: SU1-A4
Lab ID: 0408123-5

Library: FANP

Sample Matrix: SOIL
Prep SOP: PAI 739 Rev 8
Date Collected: 09-Aug-04
Date Prepared: 28-Aug-04
Date Analyzed: 14-Sep-04

Prep Batch: GS040828-2
QCBatchID: GS040828-2-1
Run ID: GS040828-2A
Count Time: 30 minutes
Report Basis: Dry Weight

Final Aliquot: 212 g
Prep Basis: Dry Weight
Moisture(%): NA
Result Units: pCi/g
File Name: 041592D07A

CASNO	Target Nuclide	Result +/- 2 s TPU	MDC	Lab Qualifier
10045-97-3	Cs-137	0.49 +/- 0.19	0.19	G
14683-23-9	Eu-152	-0.18 +/- 0.35	0.95	U,G
15585-10-1	Eu-154	-0.53 +/- 0.82	1.71	U,G
14391-16-3	Eu-155	0.09 +/- 0.22	0.38	U,G
14596-12-4	Fe-59	0.16 +/- 0.33	0.58	U,G
10043-66-0	I-131	0.2 +/- 2.1	3.8	U,G
13966-00-2	K-40	5.3 +/- 2.3	2.4	G
13966-31-9	Mn-54	-0.02 +/- 0.11	0.23	U,G
13966-32-0	Na-22	0.02 +/- 0.13	0.26	U,G
14681-63-1	Nb-94	0.05 +/- 0.12	0.21	U,G
13967-76-5	Nb-95	-0.12 +/- 0.20	0.40	U,G
15100-28-4	Pa-234m	9 +/- 23	42	U,G
15092-94-1	Pb-212	1.04 +/- 0.29	0.32	G
15067-28-4	Pb-214	1.44 +/- 0.33	0.37	G,J
13967-48-1	Ru-106	-0.10 +/- 0.85	1.70	U,G

Comments:

Qualifiers/Flags:

U - Result is less than the sample specific MDC or less than the associated TPU

Y1 - Chemical Yield is in control at 100-110%. Quantitative Yield is assumed.

Y2 - Chemical Yield outside default limits.

LT - Result is less than Requested MDC, greater than sample specific MDC.

M3 - The requested MDC was not met, but the reported activity is greater than the reported MDC.

M - The requested MDC was not met.

SQ - Spectral quality prevents accurate quantitation.

SI - Nuclide identification and/or quantitation is tentative.

TI - Nuclide identification is tentative.

R - Nuclide has exceeded 8 halflives.

G - Sample density differs by more than 15% of LCS density.

Abbreviations:

TPU - Total Propagated Uncertainty (see PAI SOP 743)

MDC - Minimum Detectable Concentration (see PAI SOP 709)

BDL - Below Detection Limit

Data Package ID: *GSS0408123-1*

Gamma Spectroscopy Results

PAI 713 Rev 8

Sample Results

Lab Name: Paragon Analytics
Work Order Number: 0408123
Client Name: New World Technologies
ClientProject ID: Ravenna GA00563

Field ID: SU1-A4
Lab ID: 0408123-5

Library: FANP

Sample Matrix: SOIL
Prep SOP: PAI 739 Rev 8
Date Collected: 09-Aug-04
Date Prepared: 28-Aug-04
Date Analyzed: 14-Sep-04

Prep Batch: GS040828-2
QCBatchID: GS040828-2-1
Run ID: GS040828-2A
Count Time: 30 minutes
Report Basis: Dry Weight

Final Aliquot: 212 g
Prep Basis: Dry Weight
Moisture(%): NA
Result Units: pCi/g
File Name: 041592D07A

CASNO	Target Nuclide	Result +/- 2 s TPU	MDC	Lab Qualifier
14683-10-4	Sb-124	-0.07 +/- 0.16	0.31	U,G
14234-35-6	Sb-125	-0.08 +/- 0.24	0.48	U,G
13967-63-0	Sc-46	0.07 +/- 0.15	0.27	U,G
15623-47-9	Th-227	-0.03 +/- 0.47	0.88	U,G
15065-10-8	Th-234	1.6 +/- 1.1	2.1	U,G
14913-50-9	Tl-208	0.38 +/- 0.18	0.22	G
15117-96-1	U-235	0.32 +/- 0.49	0.81	U,G
13982-39-3	Zn-65	-0.28 +/- 0.36	0.76	U,G

Comments:

Qualifiers/Flags:

U - Result is less than the sample specific MDC or less than the associated TPU

Y1 - Chemical Yield is in control at 100-110%. Quantitative Yield is assumed.

Y2 - Chemical Yield outside default limits.

LT - Result is less than Requested MDC, greater than sample specific MDC.

M3 - The requested MDC was not met, but the reported activity is greater than the reported MDC.

M - The requested MDC was not met.

SQ - Spectral quality prevents accurate quantitation.

SI - Nuclide identification and/or quantitation is tentative.

TI - Nuclide identification is tentative.

R - Nuclide has exceeded 8 halflives.

G - Sample density differs by more than 15% of LCS density.

Abbreviations:

TPU - Total Propagated Uncertainty (see PAI SOP 743)

MDC - Minimum Detectable Concentration (see PAI SOP 709)

BDL - Below Detection Limit

Data Package ID: *GSS0408123-1*

Gamma Spectroscopy Results

PAI 713 Rev 8

Sample Results

Lab Name: Paragon Analytics
Work Order Number: 0408123
Client Name: New World Technologies
ClientProject ID: Ravenna GA00563

Field ID: SU1-A5
Lab ID: 0408123-6

Library: FANP

Sample Matrix: SOIL
Prep SOP: PAI 739 Rev 8
Date Collected: 09-Aug-04
Date Prepared: 28-Aug-04
Date Analyzed: 14-Sep-04

Prep Batch: GS040828-2
QCBatchID: GS040828-2-1
Run ID: GS040828-2A
Count Time: 30 minutes
Report Basis: Dry Weight

Final Aliquot: 240 g
Prep Basis: Dry Weight
Moisture(%): NA
Result Units: pCi/g
File Name: 041560D08A

CASNO	Target Nuclide	Result +/- 2 s TPU	MDC	Lab Qualifier
14331-83-0	Ac-228	1.38 +/- 0.40	0.48	G
14391-76-5	Ag-110m	-0.087 +/- 0.084	0.184	U,G
14682-66-7	Al-26	0.01 +/- 0.11	0.22	U,G
14596-10-2	Am-241	-0.03 +/- 0.18	0.32	U,G
13966-02-4	Be-7	0.2 +/- 1.0	1.9	U,G
14913-49-6	Bi-212	-0.8 +/- 1.7	3.3	U,G
14733-03-0	Bi-214	1.47 +/- 0.38	0.34	G,J
13982-30-4	Ce-139	0 +/- 0.081	0.144	U,G
14762-78-8	Ce-144	0.15 +/- 0.40	0.68	U,G
14093-03-9	Co-56	0.31 +/- 0.27	0.41	U,G
13981-50-5	Co-57	0.038 +/- 0.048	0.078	U,G
13981-38-9	Co-58	-0.06 +/- 0.12	0.25	U,G
10198-40-0	Co-60	0.019 +/- 0.088	0.168	U,G
14392-02-0	Cr-51	0.9 +/- 1.4	2.4	U,G
13967-70-9	Cs-134	0.003 +/- 0.094	0.173	U,G

Comments:

Qualifiers/Flags:

U - Result is less than the sample specific MDC or less than the associated TPU

Y1 - Chemical Yield is in control at 100-110%. Quantitative Yield is assumed.

Y2 - Chemical Yield outside default limits.

LT - Result is less than Requested MDC, greater than sample specific MDC.

M3 - The requested MDC was not met, but the reported activity is greater than the reported MDC.

M - The requested MDC was not met.

SQ - Spectral quality prevents accurate quantitation.

SI - Nuclide identification and/or quantitation is tentative.

TI - Nuclide identification is tentative.

R - Nuclide has exceeded 8 halflives.

G - Sample density differs by more than 15% of LCS density.

Abbreviations:

TPU - Total Propagated Uncertainty (see PAI SOP 743)

MDC - Minimum Detectable Concentration (see PAI SOP 709)

BDL - Below Detection Limit

Data Package ID: *GSS0408123-1*

Gamma Spectroscopy Results

PAI 713 Rev 8

Sample Results

Lab Name: Paragon Analytics
Work Order Number: 0408123
Client Name: New World Technologies
ClientProject ID: Ravenna GA00563

Field ID: SU1-A5
Lab ID: 0408123-6

Library: FANP

Sample Matrix: SOIL
Prep SOP: PAI 739 Rev 8
Date Collected: 09-Aug-04
Date Prepared: 28-Aug-04
Date Analyzed: 14-Sep-04

Prep Batch: GS040828-2
QCBatchID: GS040828-2-1
Run ID: GS040828-2A
Count Time: 30 minutes
Report Basis: Dry Weight

Final Aliquot: 240 g
Prep Basis: Dry Weight
Moisture(%): NA
Result Units: pCi/g
File Name: 041560D08A

CASNO	Target Nuclide	Result +/- 2 s TPU	MDC	Lab Qualifier
10045-97-3	Cs-137	0.01 +/- 0.10	0.19	U,G
14683-23-9	Eu-152	0.03 +/- 0.58	1.11	U,G
15585-10-1	Eu-154	0.18 +/- 0.38	0.67	U,G
14391-16-3	Eu-155	0.34 +/- 0.21	0.31	G,TI
14596-12-4	Fe-59	0 +/- 0.32	0.62	U,G
10043-66-0	I-131	1.6 +/- 1.6	2.5	U,G
13966-00-2	K-40	7.4 +/- 2.3	2.0	G
13966-31-9	Mn-54	-0.018 +/- 0.098	0.192	U,G
13966-32-0	Na-22	0.07 +/- 0.10	0.18	U,G
14681-63-1	Nb-94	-0.07 +/- 0.10	0.21	U,G
13967-76-5	Nb-95	0.03 +/- 0.15	0.26	U,G
15100-28-4	Pa-234m	4 +/- 13	23	U,G
15092-94-1	Pb-212	1.62 +/- 0.33	0.28	G
15067-28-4	Pb-214	1.60 +/- 0.32	0.30	G,J
13967-48-1	Ru-106	0.1 +/- 1.0	1.8	U,G

Comments:

Qualifiers/Flags:

U - Result is less than the sample specific MDC or less than the associated TPU

Y1 - Chemical Yield is in control at 100-110%. Quantitative Yield is assumed.

Y2 - Chemical Yield outside default limits.

LT - Result is less than Requested MDC, greater than sample specific MDC.

M3 - The requested MDC was not met, but the reported activity is greater than the reported MDC.

M - The requested MDC was not met.

SQ - Spectral quality prevents accurate quantitation.

SI - Nuclide identification and/or quantitation is tentative.

TI - Nuclide identification is tentative.

R - Nuclide has exceeded 6 halflives.

G - Sample density differs by more than 15% of LCS density.

Abbreviations:

TPU - Total Propagated Uncertainty (see PAI SOP 743)

MDC - Minimum Detectable Concentration (see PAI SOP 709)

BDL - Below Detection Limit

Data Package ID: *GSS0408123-1*

Gamma Spectroscopy Results

PAI 713 Rev 8

Sample Results

Lab Name: Paragon Analytics
Work Order Number: 0408123
Client Name: New World Technologies
ClientProject ID: Ravenna GA00563

Field ID: SU1-A5
Lab ID: 0408123-6

Library: FANP

Sample Matrix: SOIL
Prep SOP: PAI 739 Rev 8
Date Collected: 09-Aug-04
Date Prepared: 28-Aug-04
Date Analyzed: 14-Sep-04

Prep Batch: GS040828-2
QCBatchID: GS040828-2-1
Run ID: GS040828-2A
Count Time: 30 minutes
Report Basis: Dry Weight

Final Aliquot: 240 g
Prep Basis: Dry Weight
Moisture(%): NA
Result Units: pCi/g
File Name: 041560D08A

CASNO	Target Nuclide	Result +/- 2 s TPU	MDC	Lab Qualifier
14683-10-4	Sb-124	-0.04 +/- 0.14	0.26	U,G
14234-35-6	Sb-125	0.10 +/- 0.20	0.35	U,G
13967-63-0	Sc-46	0.01 +/- 0.12	0.22	U,G
15623-47-9	Th-227	-0.28 +/- 0.72	1.31	U,G
15065-10-8	Th-234	1.8 +/- 1.0	2.1	U,G
14913-50-9	Tl-208	0.45 +/- 0.15	0.16	G
15117-96-1	U-235	0.04 +/- 0.43	0.75	U,G
13982-39-3	Zn-65	-0.11 +/- 0.32	0.62	U,G

Comments:

Qualifiers/Flags:

U - Result is less than the sample specific MDC or less than the associated TPU

Y1 - Chemical Yield is in control at 100-110%. Quantitative Yield is assumed.

Y2 - Chemical Yield outside default limits.

LT - Result is less than Requested MDC, greater than sample specific MDC.

M3 - The requested MDC was not met, but the reported activity is greater than the reported MDC.

M - The requested MDC was not met.

SQ - Spectral quality prevents accurate quantitation.

SI - Nuclide identification and/or quantitation is tentative.

TI - Nuclide identification is tentative.

R - Nuclide has exceeded 8 halflives.

G - Sample density differs by more than 15% of LCS density.

Abbreviations:

TPU - Total Propagated Uncertainty (see PAI SOP 743)

MDC - Minimum Detectable Concentration (see PAI SOP 709)

BDL - Below Detection Limit

Data Package ID: *GSS0408123-1*

Gamma Spectroscopy Results

PAI 713 Rev 8

Sample Results

Lab Name: Paragon Analytics
Work Order Number: 0408123
Client Name: New World Technologies
ClientProject ID: Ravenna GA00563

Field ID: SU1-B5
Lab ID: 0408123-7

Library: FANP

Sample Matrix: SOIL
Prep SOP: PAI 739 Rev 8
Date Collected: 09-Aug-04
Date Prepared: 28-Aug-04
Date Analyzed: 14-Sep-04

Prep Batch: GS040828-2
QCBatchID: GS040828-2-1
Run ID: GS040828-2A
Count Time: 30 minutes
Report Basis: Dry Weight

Final Aliquot: 249 g
Prep Basis: Dry Weight
Moisture(%): NA
Result Units: pCi/g
File Name: 041582D02A

CASNO	Target Nuclide	Result +/- 2 s TPU	MDC	Lab Qualifier
14331-83-0	Ac-228	1.11 +/- 0.34	0.52	G
14391-76-5	Ag-110m	-0.007 +/- 0.068	0.134	U,G
14682-66-7	Al-26	-0.019 +/- 0.064	0.151	U,G
14596-10-2	Am-241	0.09 +/- 0.60	1.07	U,G
13966-02-4	Be-7	-0.54 +/- 0.90	1.82	U,G
14913-49-6	Bi-212	-0.1 +/- 1.3	2.4	U,G
14733-03-0	Bi-214	1.26 +/- 0.33	0.28	G,J
13982-30-4	Ce-139	-0.001 +/- 0.054	0.098	U,G
14762-78-8	Ce-144	0.45 +/- 0.40	0.62	U,G
14093-03-9	Co-56	0.20 +/- 0.16	0.20	U,G
13981-50-5	Co-57	0.011 +/- 0.049	0.087	U,G
13981-38-9	Co-58	-0.024 +/- 0.099	0.198	U,G
10198-40-0	Co-60	-0.031 +/- 0.062	0.146	U,G
14392-02-0	Cr-51	0 +/- 1.3	2.3	U,G
13967-70-9	Cs-134	-0.054 +/- 0.088	0.173	U,G

Comments:

Qualifiers/Flags:

U - Result is less than the sample specific MDC or less than the associated TPU

Y1 - Chemical Yield is in control at 100-110%. Quantitative Yield is assumed.

Y2 - Chemical Yield outside default limits.

LT - Result is less than Requested MDC, greater than sample specific MDC.

M3 - The requested MDC was not met, but the reported activity is greater than the reported MDC.

M - The requested MDC was not met.

SQ - Spectral quality prevents accurate quantitation.

SI - Nuclide identification and/or quantitation is tentative.

TI - Nuclide identification is tentative.

R - Nuclide has exceeded 8 halflives.

G - Sample density differs by more than 15% of LCS density.

Abbreviations:

TPU - Total Propagated Uncertainty (see PAI SOP 743)

MDC - Minimum Detectable Concentration (see PAI SOP 709)

BDL - Below Detection Limit

Data Package ID: *GSS0408123-1*

Gamma Spectroscopy Results

PAI 713 Rev 8

Sample Results

Lab Name: Paragon Analytics
Work Order Number: 0408123
Client Name: New World Technologies
ClientProject ID: Ravenna GA00563

Field ID: SU1-B5
Lab ID: 0408123-7

Library: FANP

Sample Matrix: SOIL
Prep SOP: PAI 739 Rev 8
Date Collected: 09-Aug-04
Date Prepared: 28-Aug-04
Date Analyzed: 14-Sep-04

Prep Batch: GS040828-2
QCBatchID: GS040828-2-1
Run ID: GS040828-2A
Count Time: 30 minutes
Report Basis: Dry Weight

Final Aliquot: 249 g
Prep Basis: Dry Weight
Moisture(%): NA
Result Units: pCi/g
File Name: 041582D02A

CASNO	Target Nuclide	Result +/- 2 s TPU	MDC	Lab Qualifier
10045-97-3	Cs-137	0.131 +/- 0.078	0.096	G
14683-23-9	Eu-152	-0.10 +/- 0.41	0.85	U,G
15585-10-1	Eu-154	-0.51 +/- 0.36	0.91	U,G
14391-16-3	Eu-155	-0.22 +/- 0.20	0.40	U,G
14596-12-4	Fe-59	-0.17 +/- 0.27	0.57	U,G
10043-66-0	I-131	-0.3 +/- 1.5	2.9	U,G
13966-00-2	K-40	7.6 +/- 2.1	1.6	G
13966-31-9	Mn-54	0.015 +/- 0.065	0.122	U,G
13966-32-0	Na-22	-0.031 +/- 0.084	0.177	U,G
14681-63-1	Nb-94	-0.017 +/- 0.090	0.169	U,G
13967-76-5	Nb-95	-0.06 +/- 0.13	0.26	U,G
15100-28-4	Pa-234m	10 +/- 11	17	U,G
15092-94-1	Pb-212	1.10 +/- 0.25	0.23	G
15067-28-4	Pb-214	1.00 +/- 0.25	0.31	G,J
13967-48-1	Ru-106	-0.13 +/- 0.70	1.35	U,G

Comments:

Qualifiers/Flags:

U - Result is less than the sample specific MDC or less than the associated TPU
Y1 - Chemical Yield is in control at 100-110%. Quantitative Yield is assumed.
Y2 - Chemical Yield outside default limits.
LT - Result is less than Requested MDC, greater than sample specific MDC.
M3 - The requested MDC was not met, but the reported activity is greater than the reported MDC.
M - The requested MDC was not met.

Abbreviations:

TPU - Total Propagated Uncertainty (see PAI SOP 743)
MDC - Minimum Detectable Concentration (see PAI SOP 709)
BDL - Below Detection Limit

SQ - Spectral quality prevents accurate quantitation.
SI - Nuclide identification and/or quantitation is tentative.
TI - Nuclide identification is tentative.
R - Nuclide has exceeded 8 halflives.
G - Sample density differs by more than 15% of LCS density.

Data Package ID: *GSS0408123-1*

Gamma Spectroscopy Results

PAI 713 Rev 8

Sample Results

Lab Name: Paragon Analytics
Work Order Number: 0408123
Client Name: New World Technologies
ClientProject ID: Ravenna GA00563

Field ID: SU1-B5
Lab ID: 0408123-7

Library: FANP

Sample Matrix: SOIL
Prep SOP: PAI 739 Rev 8
Date Collected: 09-Aug-04
Date Prepared: 28-Aug-04
Date Analyzed: 14-Sep-04

Prep Batch: GS040828-2
QCBatchID: GS040828-2-1
Run ID: GS040828-2A
Count Time: 30 minutes
Report Basis: Dry Weight

Final Aliquot: 249 g
Prep Basis: Dry Weight
Moisture(%): NA
Result Units: pCi/g
File Name: 041582D02A

CASNO	Target Nuclide	Result +/- 2 s TPU	MDC	Lab Qualifier
14683-10-4	Sb-124	0.04 +/- 0.13	0.22	U,G
14234-35-6	Sb-125	0.01 +/- 0.19	0.36	U,G
13967-63-0	Sc-46	-0.031 +/- 0.094	0.192	U,G
15623-47-9	Th-227	0.28 +/- 0.36	0.58	U,G
15065-10-8	Th-234	0.8 +/- 1.3	2.1	U,G
14913-50-9	Tl-208	0.38 +/- 0.14	0.16	G
15117-96-1	U-235	-0.13 +/- 0.36	0.67	U,G
13982-39-3	Zn-65	-0.13 +/- 0.23	0.47	U,G

Comments:

Qualifiers/Flags:

U - Result is less than the sample specific MDC or less than the associated TPU

Y1 - Chemical Yield is in control at 100-110%. Quantitative Yield is assumed.

Y2 - Chemical Yield outside default limits.

LT - Result is less than Requested MDC, greater than sample specific MDC.

M3 - The requested MDC was not met, but the reported activity is greater than the reported MDC.

M - The requested MDC was not met.

SQ - Spectral quality prevents accurate quantitation.

SI - Nuclide identification and/or quantitation is tentative.

TI - Nuclide identification is tentative.

R - Nuclide has exceeded 8 halflives.

G - Sample density differs by more than 15% of LCS density.

Abbreviations:

TPU - Total Propagated Uncertainty (see PAI SOP 743)

MDC - Minimum Detectable Concentration (see PAI SOP 709)

BDL - Below Detection Limit

Data Package ID: *GSS0408123-1*

Gamma Spectroscopy Results

PAI 713 Rev 8

Sample Results

Lab Name: Paragon Analytics
Work Order Number: 0408123
Client Name: New World Technologies
ClientProject ID: Ravenna GA00563

Field ID: SU1-B4
Lab ID: 0408123-8

Library: FANP

Sample Matrix: SOIL
Prep SOP: PAI 739 Rev 8
Date Collected: 09-Aug-04
Date Prepared: 28-Aug-04
Date Analyzed: 14-Sep-04

Prep Batch: GS040828-2
QCBatchID: GS040828-2-1
Run ID: GS040828-2A
Count Time: 30 minutes
Report Basis: Dry Weight

Final Aliquot: 218 g
Prep Basis: Dry Weight
Moisture(%): NA
Result Units: pCi/g
File Name: 041519D03A

CASNO	Target Nuclide	Result +/- 2 s TPU	MDC	Lab Qualifier
14331-83-0	Ac-228	0.92 +/- 0.26	0.40	LT,G
14391-76-5	Ag-110m	-0.072 +/- 0.092	0.178	U,G
14682-66-7	Al-26	0.010 +/- 0.065	0.121	U,G
14596-10-2	Am-241	0.23 +/- 0.50	0.84	U,G
13966-02-4	Be-7	-0.40 +/- 0.74	1.38	U,G
14913-49-6	Bi-212	1.46 +/- 0.94	1.38	G
14733-03-0	Bi-214	1.47 +/- 0.29	0.29	G,J
13982-30-4	Ce-139	0.058 +/- 0.067	0.110	U,G
14762-78-8	Ce-144	-0.29 +/- 0.45	0.81	U,G
14093-03-9	Co-56	0.09 +/- 0.17	0.28	U,G
13981-50-5	Co-57	-0.049 +/- 0.055	0.101	U,G
13981-38-9	Co-58	-0.077 +/- 0.085	0.166	U,G
10198-40-0	Co-60	-0.052 +/- 0.063	0.129	U,G
14392-02-0	Cr-51	-0.3 +/- 1.2	2.1	U,G
13967-70-9	Cs-134	0.24 +/- 0.57	0.94	U,G

Comments:

Qualifiers/Flags:

U - Result is less than the sample specific MDC or less than the associated TPU

Y1 - Chemical Yield is in control at 100-110%. Quantitative Yield is assumed.

Y2 - Chemical Yield outside default limits.

LT - Result is less than Requested MDC, greater than sample specific MDC.

M3 - The requested MDC was not met, but the reported activity is greater than the reported MDC.

M - The requested MDC was not met.

SQ - Spectral quality prevents accurate quantitation.

SI - Nuclide identification and/or quantitation is tentative.

TI - Nuclide identification is tentative.

R - Nuclide has exceeded 8 halflives.

G - Sample density differs by more than 15% of LCS density.

Abbreviations:

TPU - Total Propagated Uncertainty (see PAI SOP 743)

MDC - Minimum Detectable Concentration (see PAI SOP 709)

BDL - Below Detection Limit

Data Package ID: *GSS0408123-1*

Gamma Spectroscopy Results

PAI 713 Rev 8

Sample Results

Lab Name: Paragon Analytics
Work Order Number: 0408123
Client Name: New World Technologies
ClientProject ID: Ravenna GA00563

Field ID: SU1-B4
Lab ID: 0408123-8

Library: FANP

Sample Matrix: SOIL
Prep SOP: PAI 739 Rev 8
Date Collected: 09-Aug-04
Date Prepared: 28-Aug-04
Date Analyzed: 14-Sep-04

Prep Batch: GS040828-2
QCBatchID: GS040828-2-1
Run ID: GS040828-2A
Count Time: 30 minutes
Report Basis: Dry Weight

Final Aliquot: 218 g
Prep Basis: Dry Weight
Moisture(%): NA
Result Units: pCi/g
File Name: 041519D03A

CASNO	Target Nuclide	Result +/- 2 s TPU	MDC	Lab Qualifier
10045-97-3	Cs-137	0.33 +/- 0.10	0.12	G
14683-23-9	Eu-152	0.12 +/- 0.34	0.59	U,G
15585-10-1	Eu-154	-0.22 +/- 0.36	0.69	U,G
14391-16-3	Eu-155	0.02 +/- 0.24	0.41	U,G
14596-12-4	Fe-59	-0.19 +/- 0.19	0.39	U,G
10043-66-0	I-131	0.2 +/- 1.3	2.2	U,G
13966-00-2	K-40	5.1 +/- 1.5	1.7	G
13966-31-9	Mn-54	0.011 +/- 0.076	0.133	U,G
13966-32-0	Na-22	0.013 +/- 0.067	0.121	U,G
14681-63-1	Nb-94	-0.016 +/- 0.073	0.130	U,G
13967-76-5	Nb-95	0.100 +/- 0.098	0.155	U,G
15100-28-4	Pa-234m	9 +/- 11	18	U,G
15092-94-1	Pb-212	1.24 +/- 0.25	0.24	G
15067-28-4	Pb-214	1.58 +/- 0.27	0.25	G,J
13967-48-1	Ru-106	0.10 +/- 0.65	1.13	U,G

Comments:

Qualifiers/Flags:

U - Result is less than the sample specific MDC or less than the associated TPU

Y1 - Chemical Yield is in control at 100-110%. Quantitative Yield is assumed.

Y2 - Chemical Yield outside default limits.

LT - Result is less than Requested MDC, greater than sample specific MDC.

M3 - The requested MDC was not met, but the reported activity is greater than the reported MDC.

M - The requested MDC was not met.

SQ - Spectral quality prevents accurate quantitation.

SI - Nuclide identification and/or quantitation is tentative.

TI - Nuclide identification is tentative.

R - Nuclide has exceeded 8 halflives.

G - Sample density differs by more than 15% of LCS density.

Abbreviations:

TPU - Total Propagated Uncertainty (see PAI SOP 743)

MDC - Minimum Detectable Concentration (see PAI SOP 709)

BDL - Below Detection Limit

Data Package ID: *GSS0408123-1*

Gamma Spectroscopy Results

PAI 713 Rev 8

Sample Results

Lab Name: Paragon Analytics
Work Order Number: 0408123
Client Name: New World Technologies
ClientProject ID: Ravenna GA00563

Field ID: SU1-B4
Lab ID: 0408123-8

Library: FANP

Sample Matrix: SOIL
Prep SOP: PAI 739 Rev 8
Date Collected: 09-Aug-04
Date Prepared: 28-Aug-04
Date Analyzed: 14-Sep-04

Prep Batch: GS040828-2
QCBatchID: GS040828-2-1
Run ID: GS040828-2A
Count Time: 30 minutes
Report Basis: Dry Weight

Final Aliquot: 216 g
Prep Basis: Dry Weight
Moisture(%): NA
Result Units: pCi/g
File Name: 041519D03A

CASNO	Target Nuclide	Result +/- 2 s TPU	MDC	Lab Qualifier
14683-10-4	Sb-124	-0.06 +/- 0.10	0.19	U,G
14234-35-6	Sb-125	-0.06 +/- 0.18	0.33	U,G
13967-63-0	Sc-46	0.008 +/- 0.078	0.139	U,G
15623-47-9	Th-227	-0.88 +/- 0.74	1.35	U,G
15065-10-8	Th-234	1.8 +/- 1.6	2.6	U,G
14913-50-9	Tl-208	0.268 +/- 0.091	0.111	G
15117-96-1	U-235	0.16 +/- 0.42	0.71	U,G
13982-39-3	Zn-65	0.16 +/- 0.29	0.48	U,G

Comments:

Qualifiers/Flags:

U - Result is less than the sample specific MDC or less than the associated TPU

Y1 - Chemical Yield is in control at 100-110%. Quantitative Yield is assumed.

Y2 - Chemical Yield outside default limits.

LT - Result is less than Requested MDC, greater than sample specific MDC.

M3 - The requested MDC was not met, but the reported activity is greater than the reported MDC.

M - The requested MDC was not met.

SQ - Spectral quality prevents accurate quantitation.

SI - Nuclide identification and/or quantitation is tentative.

TI - Nuclide identification is tentative.

R - Nuclide has exceeded 6 halflives.

G - Sample density differs by more than 15% of LCS density.

Abbreviations:

TPU - Total Propagated Uncertainty (see PAI SOP 743)

MDC - Minimum Detectable Concentration (see PAI SOP 709)

BDL - Below Detection Limit

Data Package ID: *GSS0408123-1*

Gamma Spectroscopy Results

PAI 713 Rev 8

Sample Results

Lab Name: Paragon Analytics
Work Order Number: 0408123
Client Name: New World Technologies
ClientProject ID: Ravenna GA00563

Field ID: SU1-B3
Lab ID: 0408123-9

Library: FANP

Sample Matrix: SOIL
Prep SOP: PAI 739 Rev 8
Date Collected: 09-Aug-04
Date Prepared: 28-Aug-04
Date Analyzed: 14-Sep-04

Prep Batch: GS040828-2
QCBatchID: GS040828-2-1
Run ID: GS040828-2A
Count Time: 30 minutes
Report Basis: Dry Weight

Final Aliquot: 279 g
Prep Basis: Dry Weight
Moisture(%): NA
Result Units: pCi/g
File Name: 040395D05A

CASNO	Target Nuclide	Result +/- 2 s TPU	MDC	Lab Qualifier
14331-83-0	Ac-228	0.75 +/- 0.30	0.51	LT,G
14391-76-5	Ag-110m	-0.067 +/- 0.083	0.172	U,G
14682-66-7	Al-26	-0.006 +/- 0.078	0.164	U,G
14596-10-2	Am-241	0.19 +/- 0.68	1.19	U,G
13966-02-4	Be-7	0.25 +/- 0.96	1.71	U,G
14913-49-6	Bi-212	0 +/- 1.2	2.3	U,G
14733-03-0	Bi-214	1.10 +/- 0.29	0.31	G,J
13982-30-4	Ce-139	0.010 +/- 0.061	0.107	U,G
14762-78-8	Ce-144	0.04 +/- 0.40	0.71	U,G
14093-03-9	Co-56	0.05 +/- 0.18	0.32	U,G
13981-50-5	Co-57	0.038 +/- 0.059	0.098	U,G
13981-38-9	Co-58	0 +/- 0.11	0.20	U,G
10198-40-0	Co-60	-0.01 +/- 0.10	0.20	U,G
14392-02-0	Cr-51	-0.2 +/- 1.3	2.5	U,G
13967-70-9	Cs-134	0.023 +/- 0.093	0.163	U,G

Comments:

Qualifiers/Flags:

U - Result is less than the sample specific MDC or less than the associated TPU
Y1 - Chemical Yield is in control at 100-110%. Quantitative Yield is assumed.
Y2 - Chemical Yield outside default limits.
LT - Result is less than Requested MDC, greater than sample specific MDC.
M3 - The requested MDC was not met, but the reported activity is greater than the reported MDC.
M - The requested MDC was not met.
SQ - Spectral quality prevents accurate quantitation.
SI - Nuclide identification and/or quantitation is tentative.
TI - Nuclide identification is tentative.
R - Nuclide has exceeded 8 halflives.
G - Sample density differs by more than 15% of LCS density.

Abbreviations:

TPU - Total Propagated Uncertainty (see PAI SOP 743)
MDC - Minimum Detectable Concentration (see PAI SOP 709)
BDL - Below Detection Limit

Data Package ID: *GSS0408123-1*

Gamma Spectroscopy Results

PAI 713 Rev 8

Sample Results

Lab Name: Paragon Analytics
Work Order Number: 0408123
Client Name: New World Technologies
ClientProject ID: Ravenna GA00563

Field ID: SU1-B3
Lab ID: 0408123-9

Library: FANP

Sample Matrix: SOIL
Prep SOP: PAI 739 Rev 8
Date Collected: 09-Aug-04
Date Prepared: 28-Aug-04
Date Analyzed: 14-Sep-04

Prep Batch: GS040828-2
QCBatchID: GS040828-2-1
Run ID: GS040828-2A
Count Time: 30 minutes
Report Basis: Dry Weight

Final Aliquot: 279 g
Prep Basis: Dry Weight
Moisture(%): NA
Result Units: pCi/g
File Name: 040395D05A

CASNO	Target Nuclide	Result +/- 2 s TPU	MDC	Lab Qualifier
10045-97-3	Cs-137	0.047 +/- 0.093	0.159	U,G
14683-23-9	Eu-152	0.05 +/- 0.46	0.87	U,G
15585-10-1	Eu-154	-0.04 +/- 0.44	0.85	U,G
14391-16-3	Eu-155	-0.03 +/- 0.24	0.44	U,G
14596-12-4	Fe-59	-0.13 +/- 0.25	0.53	U,G
10043-66-0	I-131	0.2 +/- 1.5	2.7	U,G
13966-00-2	K-40	5.8 +/- 1.7	1.2	G
13966-31-9	Mn-54	-0.081 +/- 0.088	0.185	U,G
13966-32-0	Na-22	-0.036 +/- 0.093	0.191	U,G
14681-63-1	Nb-94	-0.037 +/- 0.081	0.159	U,G
13967-76-5	Nb-95	0.07 +/- 0.11	0.18	U,G
15100-28-4	Pa-234m	5 +/- 15	26	U,G
15092-94-1	Pb-212	0.89 +/- 0.22	0.23	G
15067-28-4	Pb-214	1.54 +/- 0.30	0.26	G,J
13967-48-1	Ru-106	0.30 +/- 0.75	1.31	U,G

Comments:

Qualifiers/Flags:

U - Result is less than the sample specific MDC or less than the associated TPU

Y1 - Chemical Yield is in control at 100-110%. Quantitative Yield is assumed.

Y2 - Chemical Yield outside default limits.

LT - Result is less than Requested MDC, greater than sample specific MDC.

M3 - The requested MDC was not met, but the reported activity is greater than the reported MDC.

M - The requested MDC was not met.

SQ - Spectral quality prevents accurate quantitation.

SI - Nuclide identification and/or quantitation is tentative.

TI - Nuclide identification is tentative.

R - Nuclide has exceeded 8 halflives.

G - Sample density differs by more than 15% of LCS density.

Abbreviations:

TPU - Total Propagated Uncertainty (see PAI SOP 743)

MDC - Minimum Detectable Concentration (see PAI SOP 709)

BDL - Below Detection Limit

Data Package ID: *GSS0408123-1*

Gamma Spectroscopy Results

PAI 713 Rev 8

Sample Results

Lab Name: Paragon Analytics
Work Order Number: 0408123
Client Name: New World Technologies
ClientProject ID: Ravenna GA00563

Field ID: SU1-B3
Lab ID: 0408123-9

Library: FANP

Sample Matrix: SOIL
Prep SOP: PAI 739 Rev 8
Date Collected: 09-Aug-04
Date Prepared: 28-Aug-04
Date Analyzed: 14-Sep-04

Prep Batch: GS040828-2
QCBatchID: GS040828-2-1
Run ID: GS040828-2A
Count Time: 30 minutes
Report Basis: Dry Weight

Final Aliquot: 279 g
Prep Basis: Dry Weight
Moisture(%): NA
Result Units: pCi/g
File Name: 040395D05A

CASNO	Target Nuclide	Result +/- 2 s TPU	MDC	Lab Qualifier
14683-10-4	Sb-124	0.02 +/- 0.13	0.23	U,G
14234-35-6	Sb-125	0.10 +/- 0.20	0.35	U,G
13967-63-0	Sc-46	-0.03 +/- 0.12	0.24	U,G
15623-47-9	Th-227	-0.27 +/- 0.72	1.30	U,G
15065-10-8	Th-234	1.7 +/- 1.6	2.6	U,G
14913-50-9	Tl-208	0.23 +/- 0.11	0.14	G
15117-96-1	U-235	0.02 +/- 0.43	0.76	U,G
13982-39-3	Zn-65	0.23 +/- 0.33	0.55	U,G

Comments:

Qualifiers/Flags:

U - Result is less than the sample specific MDC or less than the associated TPU

Y1 - Chemical Yield is in control at 100-110%. Quantitative Yield is assumed.

Y2 - Chemical Yield outside default limits.

LT - Result is less than Requested MDC, greater than sample specific MDC.

M3 - The requested MDC was not met, but the reported activity is greater than the reported MDC.

M - The requested MDC was not met.

SQ - Spectral quality prevents accurate quantitation.

SI - Nuclide identification and/or quantitation is tentative.

TI - Nuclide identification is tentative.

R - Nuclide has exceeded 8 halflives.

G - Sample density differs by more than 15% of LCS density.

Abbreviations:

TPU - Total Propagated Uncertainty (see PAI SOP 743)

MDC - Minimum Detectable Concentration (see PAI SOP 709)

BDL - Below Detection Limit

Data Package ID: *GSS0408123-1*

Gamma Spectroscopy Results

PAI 713 Rev 8

Sample Results

Lab Name: Paragon Analytics
Work Order Number: 0408123
Client Name: New World Technologies
ClientProject ID: Ravenna GA00563

Field ID: SU1-B2
Lab ID: 0408123-10

Library: FANP

Sample Matrix: SOIL
Prep SOP: PAI 739 Rev 8
Date Collected: 09-Aug-04
Date Prepared: 26-Aug-04
Date Analyzed: 14-Sep-04

Prep Batch: GS040828-2
QCBatchID: GS040828-2-1
Run ID: GS040828-2A
Count Time: 30 minutes
Report Basis: Dry Weight

Final Aliquot: 252 g
Prep Basis: Dry Weight
Moisture(%): NA
Result Units: pCi/g
File Name: 041593D07A

CASNO	Target Nuclide	Result +/- 2 s TPU	MDC	Lab Qualifier
14331-83-0	Ac-228	1.88 +/- 0.56	0.66	G
14391-76-5	Ag-110m	-0.11 +/- 0.11	0.23	U,G
14682-66-7	Al-26	0.016 +/- 0.071	0.153	U,G
14596-10-2	Am-241	0.13 +/- 0.16	0.27	U,G
13966-02-4	Be-7	0 +/- 1.1	2.1	U,G
14913-49-6	Bi-212	2.6 +/- 1.7	2.3	G
14733-03-0	Bi-214	1.39 +/- 0.36	0.35	G,J
13982-30-4	Ce-139	-0.004 +/- 0.082	0.146	U,G
14762-78-8	Ce-144	0.35 +/- 0.49	0.81	U,G
14093-03-9	Co-56	0.14 +/- 0.31	0.55	U,G
13981-50-5	Co-57	-0.024 +/- 0.063	0.115	U,G
13981-38-9	Co-58	0.02 +/- 0.15	0.28	U,G
10198-40-0	Co-60	-0.030 +/- 0.084	0.195	U,G
14392-02-0	Cr-51	0.6 +/- 1.5	2.6	U,G
13967-70-9	Cs-134	0.031 +/- 0.096	0.170	U,G

Comments:

Qualifiers/Flags:

U - Result is less than the sample specific MDC or less than the associated TPU

Y1 - Chemical Yield is in control at 100-110%. Quantitative Yield is assumed.

Y2 - Chemical Yield outside default limits.

LT - Result is less than Requested MDC, greater than sample specific MDC.

M3 - The requested MDC was not met, but the reported activity is greater than the reported MDC.

M - The requested MDC was not met.

SQ - Spectral quality prevents accurate quantitation.

SI - Nuclide identification and/or quantitation is tentative.

TI - Nuclide identification is tentative.

R - Nuclide has exceeded 8 halflives.

G - Sample density differs by more than 15% of LCS density.

Abbreviations:

TPU - Total Propagated Uncertainty (see PAI SOP 743)

MDC - Minimum Detectable Concentration (see PAI SOP 709)

BDL - Below Detection Limit

Data Package ID: *GSS0408123-1*

Gamma Spectroscopy Results

PAI 713 Rev 8

Sample Results

Lab Name: Paragon Analytics
Work Order Number: 0408123
Client Name: New World Technologies
ClientProject ID: Ravenna GA00563

Field ID: SU1-B2
Lab ID: 0408123-10

Library: FANP

Sample Matrix: SOIL
Prep SOP: PAI 739 Rev 8
Date Collected: 09-Aug-04
Date Prepared: 28-Aug-04
Date Analyzed: 14-Sep-04

Prep Batch: GS040828-2
QCBatchID: GS040828-2-1
Run ID: GS040828-2A
Count Time: 30 minutes
Report Basis: Dry Weight

Final Aliquot: 252 g
Prep Basis: Dry Weight
Moisture(%): NA
Result Units: pCi/g
File Name: 041593D07A

CASNO	Target Nuclide	Result +/- 2 s TPU	MDC	Lab Qualifier
10045-97-3	Cs-137	0.34 +/- 0.15	0.17	G
14683-23-9	Eu-152	0.44 +/- 0.42	0.54	U,G
15585-10-1	Eu-154	-0.13 +/- 0.54	1.12	U,G
14391-16-3	Eu-155	0.12 +/- 0.22	0.36	U,G
14596-12-4	Fe-59	-0.07 +/- 0.31	0.64	U,G
10043-66-0	I-131	0.8 +/- 1.9	3.3	U,G
13966-00-2	K-40	4.0 +/- 1.9	2.2	G
13966-31-9	Mn-54	-0.027 +/- 0.097	0.198	U,G
13966-32-0	Na-22	-0.06 +/- 0.11	0.24	U,G
14681-63-1	Nb-94	0.04 +/- 0.10	0.19	U,G
13967-76-5	Nb-95	-0.03 +/- 0.17	0.33	U,G
15100-28-4	Pa-234m	-2 +/- 19	38	U,G
15092-94-1	Pb-212	2.00 +/- 0.38	0.29	G
15067-28-4	Pb-214	1.81 +/- 0.36	0.34	G,J
13967-48-1	Ru-106	0.25 +/- 0.82	1.49	U,G

Comments:

Qualifiers/Flags:

U - Result is less than the sample specific MDC or less than the associated TPU

Y1 - Chemical Yield is in control at 100-110%. Quantitative Yield is assumed.

Y2 - Chemical Yield outside default limits.

LT - Result is less than Requested MDC, greater than sample specific MDC.

M3 - The requested MDC was not met, but the reported activity is greater than the reported MDC.

M - The requested MDC was not met.

SQ - Spectral quality prevents accurate quantitation.

SI - Nuclide identification and/or quantitation is tentative.

TI - Nuclide identification is tentative.

R - Nuclide has exceeded 8 halflives.

G - Sample density differs by more than 15% of LCS density.

Abbreviations:

TPU - Total Propagated Uncertainty (see PAI SOP 743)

MDC - Minimum Detectable Concentration (see PAI SOP 709)

BDL - Below Detection Limit

Data Package ID: *GSS0408123-1*

Gamma Spectroscopy Results

PAI 713 Rev 8

Sample Results

Lab Name: Paragon Analytics
Work Order Number: 0408123
Client Name: New World Technologies
ClientProject ID: Ravenna GA00563

Field ID: SU1-B2
Lab ID: 0408123-10

Library: FANP

Sample Matrix: SOIL
Prep SOP: PAI 739 Rev 8
Date Collected: 09-Aug-04
Date Prepared: 28-Aug-04
Date Analyzed: 14-Sep-04

Prep Batch: GS040828-2
QCBatchID: GS040828-2-1
Run ID: GS040828-2A
Count Time: 30 minutes
Report Basis: Dry Weight

Final Aliquot: 252 g
Prep Basis: Dry Weight
Moisture(%): NA
Result Units: pCi/g
File Name: 041593D07A

CASNO	Target Nuclide	Result +/- 2 s TPU	MDC	Lab Qualifier
14683-10-4	Sb-124	0.01 +/- 0.14	0.26	U,G
14234-35-6	Sb-125	0.02 +/- 0.21	0.38	U,G
13967-63-0	Sc-46	-0.12 +/- 0.13	0.29	U,G
15623-47-9	Th-227	0 +/- 12	20	U,G
15065-10-8	Th-234	1.5 +/- 1.5	2.4	U,G
14913-50-9	Tl-208	0.58 +/- 0.18	0.17	G
15117-96-1	U-235	0.13 +/- 0.50	0.86	U,G
13982-39-3	Zn-65	0.10 +/- 0.18	0.31	U,G

Comments:

Qualifiers/Flags:

U - Result is less than the sample specific MDC or less than the associated TPU

Y1 - Chemical Yield is in control at 100-110%. Quantitative Yield is assumed.

Y2 - Chemical Yield outside default limits.

LT - Result is less than Requested MDC, greater than sample specific MDC.

M3 - The requested MDC was not met, but the reported activity is greater than the reported MDC.

M - The requested MDC was not met.

SQ - Spectral quality prevents accurate quantitation.

SI - Nuclide identification and/or quantitation is tentative.

TI - Nuclide identification is tentative.

R - Nuclide has exceeded 8 halflives.

G - Sample density differs by more than 15% of LCS density.

Abbreviations:

TPU - Total Propagated Uncertainty (see PAI SOP 743)

MDC - Minimum Detectable Concentration (see PAI SOP 709)

BDL - Below Detection Limit

Data Package ID: *GSS0408123-1*

Gamma Spectroscopy Results

PAI 713 Rev 8

Sample Results

Lab Name: Paragon Analytics
Work Order Number: 0408123
Client Name: New World Technologies
ClientProject ID: Ravenna GA00563

Field ID: SU1-B1
Lab ID: 0408123-11

Library: FANP

Sample Matrix: SOIL
Prep SOP: PAI 739 Rev 8
Date Collected: 09-Aug-04
Date Prepared: 28-Aug-04
Date Analyzed: 14-Sep-04

Prep Batch: GS040828-2
QCBatchID: GS040828-2-1
Run ID: GS040828-2A
Count Time: 30 minutes
Report Basis: Dry Weight

Final Aliquot: 249 g
Prep Basis: Dry Weight
Moisture(%): NA
Result Units: pCi/g
File Name: 041561D08A

CASNO	Target Nuclide	Result +/- 2 s TPU	MDC	Lab Qualifier
14331-83-0	Ac-228	1.11 +/- 0.42	0.62	G
14391-76-5	Ag-110m	-0.009 +/- 0.087	0.167	U,G
14682-66-7	Al-26	-0.020 +/- 0.099	0.213	U,G
14596-10-2	Am-241	-0.01 +/- 0.13	0.24	U,G
13966-02-4	Be-7	0.31 +/- 0.96	1.70	U,G
14913-49-6	Bi-212	1.2 +/- 1.6	2.5	U,G
14733-03-0	Bi-214	1.61 +/- 0.37	0.36	G,J
13982-30-4	Ce-139	-0.021 +/- 0.069	0.126	U,G
14762-78-8	Ce-144	0.04 +/- 0.38	0.68	U,G
14093-03-9	Co-56	0.08 +/- 0.27	0.49	U,G
13981-50-5	Co-57	0.009 +/- 0.045	0.079	U,G
13981-38-9	Co-58	-0.045 +/- 0.090	0.195	U,G
10198-40-0	Co-60	0.043 +/- 0.084	0.148	U,G
14392-02-0	Cr-51	0.4 +/- 1.5	2.6	U,G
13967-70-9	Cs-134	0.008 +/- 0.096	0.174	U,G

Comments:

Qualifiers/Flags:

U - Result is less than the sample specific MDC or less than the associated TPU

Y1 - Chemical Yield is in control at 100-110%. Quantitative Yield is assumed.

Y2 - Chemical Yield outside default limits.

LT - Result is less than Requested MDC, greater than sample specific MDC.

M3 - The requested MDC was not met, but the reported activity is greater than the reported MDC.

M - The requested MDC was not met.

SQ - Spectral quality prevents accurate quantitation.

SI - Nuclide identification and/or quantitation is tentative.

TI - Nuclide identification is tentative.

R - Nuclide has exceeded 8 halflives.

G - Sample density differs by more than 15% of LCS density.

Abbreviations:

TPU - Total Propagated Uncertainty (see PAI SOP 743)

MDC - Minimum Detectable Concentration (see PAI SOP 709)

BDL - Below Detection Limit

Data Package ID: *GSS0408123-1*

Gamma Spectroscopy Results

PAI 713 Rev 8

Sample Results

Lab Name: Paragon Analytics
Work Order Number: 0408123
Client Name: New World Technologies
ClientProject ID: Ravenna GA00563

Field ID: SU1-B1
Lab ID: 0408123-11

Library: FANP

Sample Matrix: SOIL
Prep SOP: PAI 739 Rev 8
Date Collected: 09-Aug-04
Date Prepared: 28-Aug-04
Date Analyzed: 14-Sep-04

Prep Batch: GS040828-2
QCBatchID: GS040828-2-1
Run ID: GS040828-2A
Count Time: 30 minutes
Report Basis: Dry Weight

Final Aliquot: 249 g
Prep Basis: Dry Weight
Moisture(%): NA
Result Units: pCi/g
File Name: 041561D08A

CASNO	Target Nuclide	Result +/- 2 s TPU	MDC	Lab Qualifier
10045-97-3	Cs-137	0.26 +/- 0.12	0.14	G
14683-23-9	Eu-152	-0.12 +/- 0.42	0.90	U,G
15585-10-1	Eu-154	-0.35 +/- 0.44	0.99	U,G
14391-16-3	Eu-155	0.06 +/- 0.18	0.31	U,G
14596-12-4	Fe-59	-0.06 +/- 0.25	0.51	U,G
10043-66-0	I-131	0.9 +/- 1.6	2.8	U,G
13966-00-2	K-40	4.1 +/- 1.6	1.4	G
13966-31-9	Mn-54	-0.043 +/- 0.090	0.185	U,G
13966-32-0	Na-22	0.064 +/- 0.095	0.158	U,G
14681-63-1	Nb-94	-0.014 +/- 0.083	0.160	U,G
13967-76-5	Nb-95	-0.03 +/- 0.13	0.25	U,G
15100-28-4	Pa-234m.	0 +/- 15	29	U,G
15092-94-1	Pb-212	1.31 +/- 0.28	0.23	G
15067-28-4	Pb-214	1.65 +/- 0.32	0.27	G,J
13967-48-1	Ru-106	-0.21 +/- 0.82	1.59	U,G

Comments:

Qualifiers/Flags:

U - Result is less than the sample specific MDC or less than the associated TPU

Y1 - Chemical Yield is in control at 100-110%. Quantitative Yield is assumed.

Y2 - Chemical Yield outside default limits.

LT - Result is less than Requested MDC, greater than sample specific MDC.

M3 - The requested MDC was not met, but the reported activity is greater than the reported MDC.

M - The requested MDC was not met.

SQ - Spectral quality prevents accurate quantitation.

SI - Nuclide identification and/or quantitation is tentative.

TI - Nuclide identification is tentative.

R - Nuclide has exceeded 8 halflives.

G - Sample density differs by more than 15% of LCS density.

Abbreviations:

TPU - Total Propagated Uncertainty (see PAI SOP 743)

MDC - Minimum Detectable Concentration (see PAI SOP 709)

BDL - Below Detection Limit

Data Package ID: *GSS0408123-1*

Gamma Spectroscopy Results

PAI 713 Rev 8

Sample Results

Lab Name: Paragon Analytics
Work Order Number: 0408123
Client Name: New World Technologies
ClientProject ID: Ravenna GA00563

Field ID: SU1-B1
Lab ID: 0408123-11

Library: FANP

Sample Matrix: SOIL
Prep SOP: PAI 739 Rev 8
Date Collected: 09-Aug-04
Date Prepared: 28-Aug-04
Date Analyzed: 14-Sep-04

Prep Batch: GS040828-2
QCBatchID: GS040828-2-1
Run ID: GS040828-2A
Count Time: 30 minutes
Report Basis: Dry Weight

Final Aliquot: 249 g
Prep Basis: Dry Weight
Moisture(%): NA
Result Units: pCi/g
File Name: 041561D08A

CASNO	Target Nuclide	Result +/- 2 s TPU	MDC	Lab Qualifier
14683-10-4	Sb-124	0.05 +/- 0.14	0.24	U,G
14234-35-6	Sb-125	-0.16 +/- 0.26	0.50	U,G
13967-63-0	Sc-46	-0.06 +/- 0.12	0.24	U,G
15623-47-9	Th-227	-0.34 +/- 0.60	1.14	U,G
15065-10-8	Th-234	1.6 +/- 1.3	2.0	U,G
14913-50-9	Tl-208	0.40 +/- 0.15	0.17	G
15117-96-1	U-235	0.04 +/- 0.37	0.66	U,G
13982-39-3	Zn-65	0.07 +/- 0.22	0.40	U,G

Comments:

Qualifiers/Flags:

U - Result is less than the sample specific MDC or less than the associated TPU

Y1 - Chemical Yield is in control at 100-110%. Quantitative Yield is assumed.

Y2 - Chemical Yield outside default limits.

LT - Result is less than Requested MDC, greater than sample specific MDC.

M3 - The requested MDC was not met, but the reported activity is greater than the reported MDC.

M - The requested MDC was not met.

SQ - Spectral quality prevents accurate quantitation.

SI - Nuclide identification and/or quantitation is tentative.

TI - Nuclide identification is tentative.

R - Nuclide has exceeded 8 halflives.

G - Sample density differs by more than 15% of LCS density.

Abbreviations:

TPU - Total Propagated Uncertainty (see PAI SOP 743)

MDC - Minimum Detectable Concentration (see PAI SOP 709)

BDL - Below Detection Limit

Data Package ID: *GSS0408123-1*

Gamma Spectroscopy Results

PAI 713 Rev 8

Sample Results

Lab Name: Paragon Analytics
Work Order Number: 0408123
Client Name: New World Technologies
ClientProject ID: Ravenna GA00563

Field ID: SU1-B0
Lab ID: 0408123-12

Library: FANP

Sample Matrix: SOIL
Prep SOP: PAI 739 Rev 8
Date Collected: 09-Aug-04
Date Prepared: 28-Aug-04
Date Analyzed: 14-Sep-04

Prep Batch: GS040828-2
QCBatchID: GS040828-2-1
Run ID: GS040828-2A
Count Time: 30 minutes
Report Basis: Dry Weight

Final Aliquot: 338 g
Prep Basis: Dry Weight
Moisture(%): NA
Result Units: pCi/g
File Name: 042213D01A

CASNO	Target Nuclide	Result +/- 2 s TPU	MDC	Lab Qualifier
14331-83-0	Ac-228	0.54 +/- 0.36	0.50	LT,G,TI
14391-76-5	Ag-110m	-0.146 +/- 0.099	0.208	U,G
14682-66-7	Al-26	0.030 +/- 0.076	0.142	U,G
14596-10-2	Am-241	0.27 +/- 0.56	0.96	U,G
13966-02-4	Be-7	0.32 +/- 0.81	1.41	U,G
14913-49-6	Bi-212	0.41 +/- 0.86	1.52	U,G
14733-03-0	Bi-214	0.54 +/- 0.23	0.28	G,J
13982-30-4	Ce-139	0.035 +/- 0.062	0.103	U,G
14762-78-8	Ce-144	0 +/- 0.31	0.55	U,G
14093-03-9	Co-56	0.18 +/- 0.19	0.29	U,G
13981-50-5	Co-57	0.012 +/- 0.046	0.079	U,G
13981-38-9	Co-58	0.027 +/- 0.086	0.156	U,G
10198-40-0	Co-60	0.022 +/- 0.078	0.146	U,G
14392-02-0	Cr-51	-0.38 +/- 0.94	1.84	U,G
13967-70-9	Cs-134	0.066 +/- 0.088	0.129	U,G

Comments:

Qualifiers/Flags:

U - Result is less than the sample specific MDC or less than the associated TPU

Y1 - Chemical Yield is in control at 100-110%. Quantitative Yield is assumed.

Y2 - Chemical Yield outside default limits.

LT - Result is less than Requested MDC, greater than sample specific MDC.

M3 - The requested MDC was not met, but the reported activity is greater than the reported MDC.

M - The requested MDC was not met.

SQ - Spectral quality prevents accurate quantitation.

SI - Nuclide identification and/or quantitation is tentative.

TI - Nuclide identification is tentative.

R - Nuclide has exceeded 8 halflives.

G - Sample density differs by more than 15% of LCS density.

Abbreviations:

TPU - Total Propagated Uncertainty (see PAI SOP 743)

MDC - Minimum Detectable Concentration (see PAI SOP 709)

BDL - Below Detection Limit

Data Package ID: *GSS0408123-1*

Gamma Spectroscopy Results

PAI 713 Rev 8

Sample Results

Lab Name: Paragon Analytics
Work Order Number: 0408123
Client Name: New World Technologies
ClientProject ID: Ravenna GA00563

Field ID: SU1-B0
Lab ID: 0408123-12

Library: FANP

Sample Matrix: SOIL
Prep SOP: PAI 739 Rev 8
Date Collected: 09-Aug-04
Date Prepared: 28-Aug-04
Date Analyzed: 14-Sep-04

Prep Batch: GS040828-2
QCBatchID: GS040828-2-1
Run ID: GS040828-2A
Count Time: 30 minutes
Report Basis: Dry Weight

Final Aliquot: 338 g
Prep Basis: Dry Weight
Moisture(%): NA
Result Units: pCi/g
File Name: 042213D01A

CASNO	Target Nuclide	Result +/- 2 s TPU	MDC	Lab Qualifier
10045-97-3	Cs-137	0.13 +/- 0.11	0.17	U,G
14683-23-9	Eu-152	-0.05 +/- 0.38	0.78	U,G
15585-10-1	Eu-154	0 +/- 0.35	0.70	U,G
14391-16-3	Eu-155	0.05 +/- 0.21	0.36	U,G
14596-12-4	Fe-59	0.04 +/- 0.23	0.44	U,G
10043-66-0	I-131	0.7 +/- 1.5	2.6	U,G
13966-00-2	K-40	4.4 +/- 1.7	1.8	G
13966-31-9	Mn-54	-0.059 +/- 0.078	0.165	U,G
13966-32-0	Na-22	0.015 +/- 0.060	0.117	U,G
14681-63-1	Nb-94	-0.041 +/- 0.073	0.147	U,G
13967-76-5	Nb-95	-0.039 +/- 0.090	0.187	U,G
15100-28-4	Pa-234m	8 +/- 11	19	U,G
15092-94-1	Pb-212	0.57 +/- 0.18	0.22	G
15067-28-4	Pb-214	0.59 +/- 0.17	0.22	G,J
13967-48-1	Ru-106	-0.12 +/- 0.65	1.26	U,G

Comments:

Qualifiers/Flags:

U - Result is less than the sample specific MDC or less than the associated TPU

Y1 - Chemical Yield is in control at 100-110%. Quantitative Yield is assumed.

Y2 - Chemical Yield outside default limits.

LT - Result is less than Requested MDC, greater than sample specific MDC.

M3 - The requested MDC was not met, but the reported activity is greater than the reported MDC.

M - The requested MDC was not met.

SQ - Spectral quality prevents accurate quantitation.

SI - Nuclide identification and/or quantitation is tentative.

TI - Nuclide identification is tentative.

R - Nuclide has exceeded 8 halflives.

G - Sample density differs by more than 15% of LCS density.

Abbreviations:

TPU - Total Propagated Uncertainty (see PAI SOP 743)

MDC - Minimum Detectable Concentration (see PAI SOP 709)

BDL - Below Detection Limit

Data Package ID: *GSS0408123-1*

Gamma Spectroscopy Results

PAI 713 Rev 8

Sample Results

Lab Name: Paragon Analytics
Work Order Number: 0408123
Client Name: New World Technologies
ClientProject ID: Ravenna GA00563

Field ID: SU1-B0
Lab ID: 0408123-12

Library: FANP

Sample Matrix: SOIL
Prep SOP: PAI 739 Rev 8
Date Collected: 09-Aug-04
Date Prepared: 28-Aug-04
Date Analyzed: 14-Sep-04

Prep Batch: GS040828-2
QCBatchID: GS040828-2-1
Run ID: GS040828-2A
Count Time: 30 minutes
Report Basis: Dry Weight

Final Aliquot: 338 g
Prep Basis: Dry Weight
Moisture(%): NA
Result Units: pCi/g
File Name: 042213D01A

CASNO	Target Nuclide	Result +/- 2 s TPU	MDC	Lab Qualifier
14683-10-4	Sb-124	-0.032 +/- 0.096	0.187	U,G
14234-35-6	Sb-125	0 +/- 0.19	0.34	U,G
13967-63-0	Sc-46	0.048 +/- 0.088	0.153	U,G
15623-47-9	Th-227	-0.21 +/- 0.55	1.00	U,G
15065-10-8	Th-234	1.0 +/- 1.3	2.1	U,G
14913-50-9	Tl-208	0.175 +/- 0.097	0.130	G
15117-96-1	U-235	-0.27 +/- 0.37	0.69	U,G
13982-39-3	Zn-65	-0.12 +/- 0.21	0.44	U,G

Comments:

Qualifiers/Flags:

U - Result is less than the sample specific MDC or less than the associated TPU

Y1 - Chemical Yield is in control at 100-110%. Quantitative Yield is assumed.

Y2 - Chemical Yield outside default limits.

LT - Result is less than Requested MDC, greater than sample specific MDC.

M3 - The requested MDC was not met, but the reported activity is greater than the reported MDC.

M - The requested MDC was not met.

SQ - Spectral quality prevents accurate quantitation.

SI - Nuclide identification and/or quantitation is tentative.

TI - Nuclide identification is tentative.

R - Nuclide has exceeded 8 halflives.

G - Sample density differs by more than 15% of LCS density.

Abbreviations:

TPU - Total Propagated Uncertainty (see PAI SOP 743)

MDC - Minimum Detectable Concentration (see PAI SOP 709)

BDL - Below Detection Limit

Data Package ID: *GSS0408123-1*

Gamma Spectroscopy Results

PAI 713 Rev 8

Sample Duplicate Results

Lab Name: Paragon Analytics
Work Order Number: 0408123
Client Name: New World Technologies
ClientProject ID: Ravenna GA00563

Field ID: SU1-B0
Lab ID: 0408123-12DUP

Library: FANP

Sample Matrix: SOIL
Prep SOP: PAI 739 Rev 8
Date Collected: 09-Aug-04
Date Prepared: 28-Aug-04
Date Analyzed: 14-Sep-04

Prep Batch: GS040828-2
QCBatchID: GS040828-2-1
Run ID: GS040828-2A
Count Time: 30 minutes
Report Basis: Dry Weight

Final Aliquot: 338 g
Prep Basis: Dry Weight
Moisture(%): NA
Result Units: pCi/g
File Name: 041774D04A

CASNO	Target Nuclide	Result +/- 2 s TPU	MDC	Lab Qualifier
14331-83-0	Ac-228	0.70 +/- 0.27	0.49	LT,G
14391-76-5	Ag-110m	-0.089 +/- 0.069	0.147	U,G
14682-66-7	Al-26	0.011 +/- 0.055	0.109	U,G
14596-10-2	Am-241	-0.16 +/- 0.28	0.55	U,G
13966-02-4	Be-7	0.37 +/- 0.71	1.21	U,G
14913-49-6	Bi-212	0.68 +/- 0.77	1.23	U,G
14733-03-0	Bi-214	0.63 +/- 0.20	0.24	G,J
13982-30-4	Ce-139	-0.001 +/- 0.038	0.070	U,G
14762-78-8	Ce-144	-0.02 +/- 0.26	0.47	U,G
14093-03-9	Co-56	0.21 +/- 0.17	0.25	U,G
13981-50-5	Co-57	0.018 +/- 0.033	0.055	U,G
13981-38-9	Co-58	-0.007 +/- 0.054	0.112	U,G
10198-40-0	Co-60	-0.031 +/- 0.052	0.120	U,G

Comments:

Qualifiers/Flags:

U - Result is less than the sample specific MDC or less than the associated TPU.
Y1 - Chemical Yield is in control at 100-110%. Quantitative yield is assumed.
Y2 - Chemical Yield outside default limits.
LT - Result is less than Requested MDC, greater than sample specific MDC.
M - The requested MDC was not met.
M3 - The requested MDC was not met, but thereported activity is greater than the reported MDC.
W - DER is greater than Warning Limit of 1.42
D - DER is greater than Control Limit of 2.13
SQ - Spectral quality prevents accurate quantitation.
SI - Nuclide identification and/or quantitation is tentative.
TI - Nuclide identification is tentative.
R - Nuclide has exceeded 8 halflives.
G - Sample density differs by more than 15% of LCS density.

Abbreviations:

TPU - Total Propagated Uncertainty (see PAI SOP 743)
MDC - Minimum Detectable Concentration (see PAI SOP 709)
BDL - Below Detection Limit

Data Package ID: *GSS0408123-1*

Gamma Spectroscopy Results

PAI 713 Rev 8

Sample Duplicate Results

Lab Name: Paragon Analytics
Work Order Number: 0408123
Client Name: New World Technologies
ClientProject ID: Ravenna GA00563

Field ID: SU1-B0
Lab ID: 0408123-12DUP

Library: FANP

Sample Matrix: SOIL
Prep SOP: PAI 739 Rev 8
Date Collected: 09-Aug-04
Date Prepared: 28-Aug-04
Date Analyzed: 14-Sep-04

Prep Batch: GS040828-2
QCBatchID: GS040828-2-1
Run ID: GS040828-2A
Count Time: 30 minutes
Report Basis: Dry Weight

Final Aliquot: 338 g
Prep Basis: Dry Weight
Moisture(%): NA
Result Units: pCi/g
File Name: 041774D04A

CASNO	Target Nuclide	Result +/- 2 s TPU	MDC	Lab Qualifier
14392-02-0	Cr-51	-0.44 +/- 0.79	1.58	U,G
13967-70-9	Cs-134	-0.007 +/- 0.060	0.112	U,G
10045-97-3	Cs-137	0.162 +/- 0.077	0.090	G,TI
14683-23-9	Eu-152	0.36 +/- 0.32	0.45	U,G
15585-10-1	Eu-154	-0.24 +/- 0.28	0.63	U,G
14391-16-3	Eu-155	0.02 +/- 0.14	0.25	U,G
14596-12-4	Fe-59	-0.08 +/- 0.16	0.35	U,G
10043-66-0	I-131	-0.2 +/- 1.0	2.0	U,G
13966-00-2	K-40	5.4 +/- 1.5	1.2	G
13966-31-9	Mn-54	0.052 +/- 0.069	0.112	U,G
13966-32-0	Na-22	-0.037 +/- 0.064	0.139	U,G
14681-63-1	Nb-94	0.012 +/- 0.051	0.092	U,G
13967-76-5	Nb-95	-0.015 +/- 0.086	0.165	U,G

Comments:

Qualifiers/Flags:

U - Result is less than the sample specific MDC or less than the associated TPU.
Y1 - Chemical Yield is in control at 100-110%. Quantitative yield is assumed.
Y2 - Chemical Yield outside default limits.
LT - Result is less than Requested MDC, greater than sample specific MDC.
M - The requested MDC was not met.
M3 - The requested MDC was not met, but thereported activity is greater than the reported MDC.
W - DER is greater than Warning Limit of 1.42
D - DER is greater than Control Limit of 2.13
SQ - Spectral quality prevents accurate quantitation.
SI - Nuclide identification and/or quantitation is tentative.
TI - Nuclide identification is tentative.
R - Nuclide has exceeded 8 halflives.
G - Sample density differs by more than 15% of LCS density.

Abbreviations:

TPU - Total Propagated Uncertainty (see PAI SOP 743)
MDC - Minimum Detectable Concentration (see PAI SOP 709)
BDL - Below Detection Limit

Data Package ID: *GSS0408123-1*

Gamma Spectroscopy Results

PAI 713 Rev 8

Sample Duplicate Results

Lab Name: Paragon Analytics
Work Order Number: 0408123
Client Name: New World Technologies
ClientProject ID: Ravenna GA00563

Field ID: SU1-B0
Lab ID: 0408123-12DUP

Library: FANP

Sample Matrix: SOIL
Prep SOP: PAI 739 Rev 8
Date Collected: 09-Aug-04
Date Prepared: 28-Aug-04
Date Analyzed: 14-Sep-04

Prep Batch: GS040828-2
QCBatchID: GS040828-2-1
Run ID: GS040828-2A
Count Time: 30 minutes
Report Basis: Dry Weight

Final Aliquot: 338 g
Prep Basis: Dry Weight
Moisture(%): NA
Result Units: pCi/g
File Name: 041774D04A

CASNO	Target Nuclide	Result +/- 2 s TPU	MDC	Lab Qualifier
15100-28-4	Pa-234m	2.8 +/- 8.5	15.6	U,G
15092-94-1	Pb-212	0.71 +/- 0.17	0.16	G
15067-28-4	Pb-214	0.61 +/- 0.17	0.23	G,J
13967-48-1	Ru-106	0.01 +/- 0.54	1.01	U,G
14683-10-4	Sb-124	-0.057 +/- 0.087	0.173	U,G
14234-35-6	Sb-125	-0.03 +/- 0.14	0.27	U,G
13967-63-0	Sc-46	-0.002 +/- 0.079	0.151	U,G
15623-47-9	Th-227	-0.15 +/- 0.37	0.69	U,G
15065-10-8	Th-234	1.09 +/- 0.80	1.22	U,G
14913-50-9	Tl-208	0.167 +/- 0.079	0.098	G
15117-96-1	U-235	0 +/- 0.25	0.45	U,G
13982-39-3	Zn-65	-0.01 +/- 0.26	0.46	U,G

Comments:

Qualifiers/Flags:

U - Result is less than the sample specific MDC or less than the associated TPU.
Y1 - Chemical Yield is in control at 100-110%. Quantitative yield is assumed.
Y2 - Chemical Yield outside default limits.
LT - Result is less than Requested MDC, greater than sample specific MDC.
M - The requested MDC was not met.
M3 - The requested MDC was not met, but thereported activity is greater than the reported MDC.
W - DER is greater than Warning Limit of 1.42
D - DER is greater than Control Limit of 2.13

SQ - Spectral quality prevents accurate quantitation.
SI - Nuclide identification and/or quantitation is tentative.
TI - Nuclide identification is tentative.
R - Nuclide has exceeded 8 halflives.
G - Sample density differs by more than 15% of LCS density.

Abbreviations:

TPU - Total Propagated Uncertainty (see PAI SOP 743)
MDC - Minimum Detectable Concentration (see PAI SOP 709)
BDL - Below Detection Limit

Data Package ID: *GSS0408123-1*

Gamma Spectroscopy Results

PAI 713 Rev 8

Sample Results

Lab Name: Paragon Analytics
Work Order Number: 0408123
Client Name: New World Technologies
ClientProject ID: Ravenna GA00563

Field ID: SU1-C0
Lab ID: 0408123-13

Library: FANP

Sample Matrix: SOIL
Prep SOP: PAI 739 Rev 8
Date Collected: 10-Aug-04
Date Prepared: 28-Aug-04
Date Analyzed: 14-Sep-04

Prep Batch: GS040828-2
QCBatchID: GS040828-2-1
Run ID: GS040828-2A
Count Time: 30 minutes
Report Basis: Dry Weight

Final Aliquot: 284 g
Prep Basis: Dry Weight
Moisture(%): NA
Result Units: pCi/g
File Name: 041773D04A

CASNO	Target Nuclide	Result +/- 2 s TPU	MDC	Lab Qualifier
14331-83-0	Ac-228	1.36 +/- 0.40	0.42	G
14391-76-5	Ag-110m	-0.135 +/- 0.091	0.192	U,G
14682-66-7	Al-26	0.064 +/- 0.070	0.101	U,G
14596-10-2	Am-241	-0.44 +/- 0.38	0.76	U,G
13966-02-4	Be-7	0.06 +/- 0.90	1.63	U,G
14913-49-6	Bi-212	1.7 +/- 1.1	1.6	G
14733-03-0	Bi-214	1.50 +/- 0.33	0.31	G,J
13982-30-4	Ce-139	-0.010 +/- 0.056	0.102	U,G
14762-78-8	Ce-144	-0.07 +/- 0.36	0.66	U,G
14093-03-9	Co-56	0.06 +/- 0.16	0.29	U,G
13981-50-5	Co-57	0.054 +/- 0.048	0.076	U,G
13981-38-9	Co-58	0.070 +/- 0.090	0.146	U,G
10198-40-0	Co-60	-0.014 +/- 0.085	0.169	U,G
14392-02-0	Cr-51	0.7 +/- 1.1	1.9	U,G
13967-70-9	Cs-134	0.022 +/- 0.079	0.139	U,G

Comments:

Qualifiers/Flags:

U - Result is less than the sample specific MDC or less than the associated TPU

Y1 - Chemical Yield is in control at 100-110%. Quantitative Yield is assumed.

Y2 - Chemical Yield outside default limits.

LT - Result is less than Requested MDC, greater than sample specific MDC.

M3 - The requested MDC was not met, but the reported activity is greater than the reported MDC.

M - The requested MDC was not met.

SQ - Spectral quality prevents accurate quantitation.

SI - Nuclide identification and/or quantitation is tentative.

TI - Nuclide identification is tentative.

R - Nuclide has exceeded 8 halflives.

G - Sample density differs by more than 15% of LCS density.

Abbreviations:

TPU - Total Propagated Uncertainty (see PAI SOP 743)

MDC - Minimum Detectable Concentration (see PAI SOP 709)

BDL - Below Detection Limit

Data Package ID: *GSS0408123-1*

Gamma Spectroscopy Results

PAI 713 Rev 8

Sample Results

Lab Name: Paragon Analytics
Work Order Number: 0408123
Client Name: New World Technologies
ClientProject ID: Ravenna GA00563

Field ID: SU1-C0
Lab ID: 0408123-13

Library: FANP

Sample Matrix: SOIL
Prep SOP: PAI 739 Rev 8
Date Collected: 10-Aug-04
Date Prepared: 28-Aug-04
Date Analyzed: 14-Sep-04

Prep Batch: GS040828-2
QCBatchID: GS040828-2-1
Run ID: GS040828-2A
Count Time: 30 minutes
Report Basis: Dry Weight

Final Aliquot: 284 g
Prep Basis: Dry Weight
Moisture(%): NA
Result Units: pCi/g
File Name: 041773D04A

CASNO	Target Nuclide	Result +/- 2 s TPU	MDC	Lab Qualifier
10045-97-3	Cs-137	0.10 +/- 0.10	0.17	U,G
14683-23-9	Eu-152	0.13 +/- 0.41	0.75	U,G
15585-10-1	Eu-154	0.29 +/- 0.43	0.73	U,G
14391-16-3	Eu-155	0.07 +/- 0.19	0.32	U,G
14596-12-4	Fe-59	-0.02 +/- 0.22	0.43	U,G
10043-66-0	I-131	0.4 +/- 1.3	2.3	U,G
13966-00-2	K-40	4.2 +/- 1.5	1.4	G
13966-31-9	Mn-54	0.007 +/- 0.074	0.138	U,G
13966-32-0	Na-22	0.041 +/- 0.077	0.133	U,G
14681-63-1	Nb-94	-0.046 +/- 0.073	0.147	U,G
13967-76-5	Nb-95	-0.01 +/- 0.13	0.23	U,G
15100-28-4	Pa-234m	8 +/- 13	23	U,G
15092-94-1	Pb-212	1.45 +/- 0.28	0.21	G
15067-28-4	Pb-214	1.60 +/- 0.30	0.27	G,J
13967-48-1	Ru-106	0.03 +/- 0.59	1.12	U,G

Comments:

Qualifiers/Flags:

U - Result is less than the sample specific MDC or less than the associated TPU

Y1 - Chemical Yield is in control at 100-110%. Quantitative Yield is assumed.

Y2 - Chemical Yield outside default limits.

LT - Result is less than Requested MDC, greater than sample specific MDC.

M3 - The requested MDC was not met, but the reported activity is greater than the reported MDC.

M - The requested MDC was not met.

SQ - Spectral quality prevents accurate quantitation.

SI - Nuclide identification and/or quantitation is tentative.

TI - Nuclide identification is tentative.

R - Nuclide has exceeded 8 halflives.

G - Sample density differs by more than 15% of LCS density.

Abbreviations:

TPU - Total Propagated Uncertainty (see PAI SOP 743)

MDC - Minimum Detectable Concentration (see PAI SOP 709)

BDL - Below Detection Limit

Data Package ID: *GSS0408123-1*

Gamma Spectroscopy Results

PAI 713 Rev 8

Sample Results

Lab Name: Paragon Analytics
Work Order Number: 0408123
Client Name: New World Technologies
ClientProject ID: Ravenna GA00563

Field ID: SU1-C0
Lab ID: 0408123-13

Library: FANP

Sample Matrix: SOIL
Prep SOP: PAI 739 Rev 8
Date Collected: 10-Aug-04
Date Prepared: 28-Aug-04
Date Analyzed: 14-Sep-04

Prep Batch: GS040828-2
QCBatchID: GS040828-2-1
Run ID: GS040828-2A
Count Time: 30 minutes
Report Basis: Dry Weight

Final Aliquot: 284 g
Prep Basis: Dry Weight
Moisture(%): NA
Result Units: pCi/g
File Name: 041773D04A

CASNO	Target Nuclide	Result +/- 2 s TPU	MDC	Lab Qualifier
14683-10-4	Sb-124	0.06 +/- 0.11	0.19	U,G
14234-35-6	Sb-125	0.06 +/- 0.15	0.29	U,G
13967-63-0	Sc-46	-0.095 +/- 0.096	0.207	U,G
15623-47-9	Th-227	0.08 +/- 0.57	0.98	U,G
15065-10-8	Th-234	1.41 +/- 0.99	1.50	U,G
14913-50-9	Tl-208	0.32 +/- 0.12	0.15	G
15117-96-1	U-235	0.08 +/- 0.34	0.60	U,G
13982-39-3	Zn-65	-0.03 +/- 0.16	0.33	U,G

Comments:

Qualifiers/Flags:

U - Result is less than the sample specific MDC or less than the associated TPU

Y1 - Chemical Yield is in control at 100-110%. Quantitative Yield is assumed.

Y2 - Chemical Yield outside default limits.

LT - Result is less than Requested MDC, greater than sample specific MDC.

M3 - The requested MDC was not met, but the reported activity is greater than the reported MDC.

M - The requested MDC was not met.

SQ - Spectral quality prevents accurate quantitation.

SI - Nuclide identification and/or quantitation is tentative.

TI - Nuclide identification is tentative.

R - Nuclide has exceeded 8 halflives.

G - Sample density differs by more than 15% of LCS density.

Abbreviations:

TPU - Total Propagated Uncertainty (see PAI SOP 743)

MDC - Minimum Detectable Concentration (see PAI SOP 709)

BDL - Below Detection Limit

Data Package ID: *GSS0408123-1*

Gamma Spectroscopy Results

PAI 713 Rev 8

Sample Results

Lab Name: Paragon Analytics
Work Order Number: 0408123
Client Name: New World Technologies
ClientProject ID: Ravenna GA00563

Field ID: SU1-C1
Lab ID: 0408123-14

Library: FANP

Sample Matrix: SOIL
Prep SOP: PAI 739 Rev 8
Date Collected: 10-Aug-04
Date Prepared: 28-Aug-04
Date Analyzed: 14-Sep-04

Prep Batch: GS040828-2
QCBatchID: GS040828-2-1
Run ID: GS040828-2A
Count Time: 30 minutes
Report Basis: Dry Weight

Final Aliquot: 214 g
Prep Basis: Dry Weight
Moisture(%): NA
Result Units: pCi/g
File Name: 040396D05A

CASNO	Target Nuclide	Result +/- 2 s TPU	MDC	Lab Qualifier
14331-83-0	Ac-228	1.14 +/- 0.39	0.60	G
14391-76-5	Ag-110m	-0.03 +/- 0.16	0.30	U,G
14682-66-7	Al-26	0 +/- 0.086	0.183	U,G
14596-10-2	Am-241	0.54 +/- 0.96	1.62	U,G
13966-02-4	Be-7	0.4 +/- 1.2	2.2	U,G
14913-49-6	Bi-212	2.2 +/- 1.6	2.4	U,G
14733-03-0	Bi-214	1.51 +/- 0.41	0.40	G,J
13982-30-4	Ce-139	0 +/- 0.085	0.152	U,G
14762-78-8	Ce-144	-0.08 +/- 0.64	1.14	U,G
14093-03-9	Co-56	0.03 +/- 0.31	0.57	U,G
13981-50-5	Co-57	-0.050 +/- 0.081	0.150	U,G
13981-38-9	Co-58	0.05 +/- 0.12	0.22	U,G
10198-40-0	Co-60	-0.01 +/- 0.10	0.21	U,G
14392-02-0	Cr-51	-1.0 +/- 1.6	3.2	U,G
13967-70-9	Cs-134	0.02 +/- 0.16	0.27	U,G

Comments:

Qualifiers/Flags:

U - Result is less than the sample specific MDC or less than the associated TPU

Y1 - Chemical Yield is in control at 100-110%. Quantitative Yield is assumed.

Y2 - Chemical Yield outside default limits.

LT - Result is less than Requested MDC, greater than sample specific MDC.

M3 - The requested MDC was not met, but the reported activity is greater than the reported MDC.

M - The requested MDC was not met.

SQ - Spectral quality prevents accurate quantitation.

SI - Nuclide identification and/or quantitation is tentative.

TI - Nuclide identification is tentative.

R - Nuclide has exceeded 8 halflives.

G - Sample density differs by more than 15% of LCS density.

Abbreviations:

TPU - Total Propagated Uncertainty (see PAI SOP 743)

MDC - Minimum Detectable Concentration (see PAI SOP 709)

BDL - Below Detection Limit

Data Package ID: *GSS0408123-1*

Gamma Spectroscopy Results

PAI 713 Rev 8

Sample Results

Lab Name: Paragon Analytics
Work Order Number: 0408123
Client Name: New World Technologies
ClientProject ID: Ravenna GA00563

Field ID: SU1-C1
Lab ID: 0408123-14

Library: FANP

Sample Matrix: SOIL
Prep SOP: PAI 739 Rev 8
Date Collected: 10-Aug-04
Date Prepared: 28-Aug-04
Date Analyzed: 14-Sep-04

Prep Batch: GS040828-2
QCBatchID: GS040828-2-1
Run ID: GS040828-2A
Count Time: 30 minutes
Report Basis: Dry Weight

Final Aliquot: 214 g
Prep Basis: Dry Weight
Moisture(%): NA
Result Units: pCi/g
File Name: 040396D05A

CASNO	Target Nuclide	Result +/- 2 s TPU	MDC	Lab Qualifier
10045-97-3	Cs-137	0.33 +/- 0.15	0.20	G
14683-23-9	Eu-152	0.30 +/- 0.54	0.94	U,G
15585-10-1	Eu-154	0.11 +/- 0.56	1.03	U,G
14391-16-3	Eu-155	0.15 +/- 0.34	0.58	U,G
14596-12-4	Fe-59	-0.10 +/- 0.31	0.63	U,G
10043-66-0	I-131	-1.2 +/- 1.8	3.5	U,G
13966-00-2	K-40	5.9 +/- 2.1	2.2	G
13966-31-9	Mn-54	0.01 +/- 0.13	0.23	U,G
13966-32-0	Na-22	-0.05 +/- 0.12	0.24	U,G
14681-63-1	Nb-94	-0.02 +/- 0.10	0.20	U,G
13967-76-5	Nb-95	-0.07 +/- 0.16	0.31	U,G
15100-28-4	Pa-234m	-4 +/- 20	38	U,G
15092-94-1	Pb-212	1.30 +/- 0.34	0.39	G
15067-28-4	Pb-214	1.82 +/- 0.38	0.38	G,J
13967-48-1	Ru-106	0.2 +/- 1.0	1.8	U,G

Comments:

Qualifiers/Flags:

U - Result is less than the sample specific MDC or less than the associated TPU

Y1 - Chemical Yield is in control at 100-110%. Quantitative Yield is assumed.

Y2 - Chemical Yield outside default limits.

LT - Result is less than Requested MDC, greater than sample specific MDC.

M3 - The requested MDC was not met, but the reported activity is greater than the reported MDC.

M - The requested MDC was not met.

SQ - Spectral quality prevents accurate quantitation.

SI - Nuclide identification and/or quantitation is tentative.

TI - Nuclide identification is tentative.

R - Nuclide has exceeded 8 halflives.

G - Sample density differs by more than 15% of LCS density.

Abbreviations:

TPU - Total Propagated Uncertainty (see PAI SOP 743)

MDC - Minimum Detectable Concentration (see PAI SOP 709)

BDL - Below Detection Limit

Data Package ID: *GSS0408123-1*

Gamma Spectroscopy Results

PAI 713 Rev 8

Sample Results

Lab Name: Paragon Analytics
Work Order Number: 0408123
Client Name: New World Technologies
ClientProject ID: Ravenna GA00563

Field ID: SU1-C1
Lab ID: 0408123-14

Library: FANP

Sample Matrix: SOIL
Prep SOP: PAI 739 Rev 8
Date Collected: 10-Aug-04
Date Prepared: 28-Aug-04
Date Analyzed: 14-Sep-04

Prep Batch: GS040828-2
QCBatchID: GS040828-2-1
Run ID: GS040828-2A
Count Time: 30 minutes
Report Basis: Dry Weight

Final Aliquot: 214 g
Prep Basis: Dry Weight
Moisture(%): NA
Result Units: pCi/g
File Name: 040396D05A

CASNO	Target Nuclide	Result +/- 2 s TPU	MDC	Lab Qualifier
14683-10-4	Sb-124	-0.13 +/- 0.17	0.34	U,G
14234-35-6	Sb-125	0.19 +/- 0.28	0.46	U,G
13967-63-0	Sc-46	-0.04 +/- 0.13	0.27	U,G
15623-47-9	Th-227	0.1 +/- 1.0	1.7	U,G
15065-10-8	Th-234	3.0 +/- 2.6	4.1	U,G
14913-50-9	Tl-208	0.34 +/- 0.14	0.16	G
15117-96-1	U-235	0.21 +/- 0.57	0.98	U,G
13982-39-3	Zn-65	-0.32 +/- 0.33	0.68	U,G

Comments:

Qualifiers/Flags:

U - Result is less than the sample specific MDC or less than the associated TPU

Y1 - Chemical Yield is in control at 100-110%. Quantitative Yield is assumed.

Y2 - Chemical Yield outside default limits.

LT - Result is less than Requested MDC, greater than sample specific MDC.

M3 - The requested MDC was not met, but the reported activity is greater than the reported MDC.

M - The requested MDC was not met.

SQ - Spectral quality prevents accurate quantitation.

SI - Nuclide identification and/or quantitation is tentative.

TI - Nuclide identification is tentative.

R - Nuclide has exceeded 8 halflives.

G - Sample density differs by more than 15% of LCS density.

Abbreviations:

TPU - Total Propagated Uncertainty (see PAI SOP 743)

MDC - Minimum Detectable Concentration (see PAI SOP 709)

BDL - Below Detection Limit

Data Package ID: *GSS0408123-1*

Gamma Spectroscopy Results

PAI 713 Rev 8

Sample Results

Lab Name: Paragon Analytics
Work Order Number: 0408123
Client Name: New World Technologies
ClientProject ID: Ravenna GA00563

Field ID: SU1-C2
Lab ID: 0408123-15

Library: FANP

Sample Matrix: SOIL
Prep SOP: PAI 739 Rev 8
Date Collected: 10-Aug-04
Date Prepared: 28-Aug-04
Date Analyzed: 14-Sep-04

Prep Batch: GS040828-2
QCBatchID: GS040828-2-1
Run ID: GS040828-2A
Count Time: 30 minutes
Report Basis: Dry Weight

Final Aliquot: 308 g
Prep Basis: Dry Weight
Moisture(%): NA
Result Units: pCi/g
File Name: 041594D07A

CASNO	Target Nuclide	Result +/- 2 s TPU	MDC	Lab Qualifier
14331-83-0	Ac-228	1.01 +/- 0.34	0.65	G
14391-76-5	Ag-110m	0.023 +/- 0.079	0.142	U,G
14682-66-7	Al-26	0.061 +/- 0.080	0.126	U,G
14596-10-2	Am-241	0.02 +/- 0.13	0.23	U,G
13966-02-4	Be-7	0.37 +/- 0.98	1.72	U,G
14913-49-6	Bi-212	1.8 +/- 1.5	2.2	U,G
14733-03-0	Bi-214	1.16 +/- 0.34	0.34	G,J
13982-30-4	Ce-139	0.016 +/- 0.058	0.100	U,G
14762-78-8	Ce-144	-0.02 +/- 0.39	0.69	U,G
14093-03-9	Co-56	0.25 +/- 0.25	0.38	U,G
13981-50-5	Co-57	0.002 +/- 0.045	0.080	U,G
13981-38-9	Co-58	-0.032 +/- 0.088	0.187	U,G
10198-40-0	Co-60	0.037 +/- 0.088	0.160	U,G
14392-02-0	Cr-51	0.9 +/- 1.2	1.9	U,G
13967-70-9	Cs-134	0.063 +/- 0.072	0.115	U,G

Comments:

Qualifiers/Flags:

U - Result is less than the sample specific MDC or less than the associated TPU

Y1 - Chemical Yield is in control at 100-110%. Quantitative Yield is assumed.

Y2 - Chemical Yield outside default limits.

LT - Result is less than Requested MDC, greater than sample specific MDC.

M3 - The requested MDC was not met, but the reported activity is greater than the reported MDC.

M - The requested MDC was not met.

SQ - Spectral quality prevents accurate quantitation.

SI - Nuclide identification and/or quantitation is tentative.

TI - Nuclide identification is tentative.

R - Nuclide has exceeded 8 halflives.

G - Sample density differs by more than 15% of LCS density.

Abbreviations:

TPU - Total Propagated Uncertainty (see PAI SOP 743)

MDC - Minimum Detectable Concentration (see PAI SOP 709)

BDL - Below Detection Limit

Data Package ID: *GSS0408123-1*

Gamma Spectroscopy Results

PAI 713 Rev 8

Sample Results

Lab Name: Paragon Analytics
Work Order Number: 0408123
Client Name: New World Technologies
ClientProject ID: Ravenna GA00563

Field ID: SU1-C2
Lab ID: 0408123-15

Library: FANP

Sample Matrix: SOIL
Prep SOP: PAI 739 Rev 8
Date Collected: 10-Aug-04
Date Prepared: 28-Aug-04
Date Analyzed: 14-Sep-04

Prep Batch: GS040828-2
QCBatchID: GS040828-2-1
Run ID: GS040828-2A
Count Time: 30 minutes
Report Basis: Dry Weight

Final Aliquot: 308 g
Prep Basis: Dry Weight
Moisture(%): NA
Result Units: pCi/g
File Name: 041594D07A

CASNO	Target Nuclide	Result +/- 2 s TPU	MDC	Lab Qualifier
10045-97-3	Cs-137	0.004 +/- 0.083	0.155	U,G
14683-23-9	Eu-152	-0.12 +/- 0.42	0.91	U,G
15585-10-1	Eu-154	-0.16 +/- 0.41	0.87	U,G
14391-16-3	Eu-155	0.05 +/- 0.15	0.26	U,G
14596-12-4	Fe-59	0.02 +/- 0.21	0.43	U,G
10043-66-0	I-131	-0.1 +/- 1.3	2.5	U,G
13966-00-2	K-40	7.1 +/- 2.3	2.0	G
13966-31-9	Mn-54	-0.072 +/- 0.075	0.171	U,G
13966-32-0	Na-22	0 +/- 0.075	0.156	U,G
14681-63-1	Nb-94	-0.037 +/- 0.086	0.170	U,G
13967-76-5	Nb-95	0 +/- 0.12	0.23	U,G
15100-28-4	Pa-234m	8 +/- 11	19	U,G
15092-94-1	Pb-212	0.77 +/- 0.20	0.18	G
15067-28-4	Pb-214	1.02 +/- 0.23	0.26	G,J
13967-48-1	Ru-106	-0.07 +/- 0.67	1.30	U,G

Comments:

Qualifiers/Flags:

U - Result is less than the sample specific MDC or less than the associated TPU

Y1 - Chemical Yield is in control at 100-110%. Quantitative Yield is assumed.

Y2 - Chemical Yield outside default limits.

LT - Result is less than Requested MDC, greater than sample specific MDC.

M3 - The requested MDC was not met, but the reported activity is greater than the reported MDC.

M - The requested MDC was not met.

SQ - Spectral quality prevents accurate quantitation.

SI - Nuclide identification and/or quantitation is tentative.

TI - Nuclide identification is tentative.

R - Nuclide has exceeded 8 halflives.

G - Sample density differs by more than 15% of LCS density.

Abbreviations:

TPU - Total Propagated Uncertainty (see PAI SOP 743)

MDC - Minimum Detectable Concentration (see PAI SOP 709)

BDL - Below Detection Limit

Data Package ID: *GSS0408123-1*

Gamma Spectroscopy Results

PAI 713 Rev 8

Sample Results

Lab Name: Paragon Analytics
Work Order Number: 0408123
Client Name: New World Technologies
ClientProject ID: Ravenna GA00563

Field ID: SU1-C2
Lab ID: 0408123-15

Library: FANP

Sample Matrix: SOIL
Prep SOP: PAI 739 Rev 8
Date Collected: 10-Aug-04
Date Prepared: 28-Aug-04
Date Analyzed: 14-Sep-04

Prep Batch: GS040828-2
QCBatchID: GS040828-2-1
Run ID: GS040828-2A
Count Time: 30 minutes
Report Basis: Dry Weight

Final Aliquot: 308 g
Prep Basis: Dry Weight
Moisture(%): NA
Result Units: pCi/g
File Name: 041594D07A

CASNO	Target Nuclide	Result +/- 2 s TPU	MDC	Lab Qualifier
14683-10-4	Sb-124	-0.09 +/- 0.11	0.23	U,G
14234-35-6	Sb-125	-0.11 +/- 0.17	0.35	U,G
13967-63-0	Sc-46	-0.05 +/- 0.11	0.22	U,G
15623-47-9	Th-227	0.52 +/- 0.38	0.56	U,G
15065-10-8	Th-234	1.2 +/- 1.1	1.8	U,G
14913-50-9	Tl-208	0.27 +/- 0.12	0.15	G
15117-96-1	U-235	-0.06 +/- 0.38	0.68	U,G
13982-39-3	Zn-65	-0.24 +/- 0.23	0.51	U,G

Comments:

Qualifiers/Flags:

U - Result is less than the sample specific MDC or less than the associated TPU

Y1 - Chemical Yield is in control at 100-110%. Quantitative Yield is assumed.

Y2 - Chemical Yield outside default limits.

LT - Result is less than Requested MDC, greater than sample specific MDC.

M3 - The requested MDC was not met, but the reported activity is greater than the reported MDC.

M - The requested MDC was not met.

SQ - Spectral quality prevents accurate quantitation.

SI - Nuclide identification and/or quantitation is tentative.

TI - Nuclide identification is tentative.

R - Nuclide has exceeded 8 halflives.

G - Sample density differs by more than 15% of LCS density.

Abbreviations:

TPU - Total Propagated Uncertainty (see PAI SOP 743)

MDC - Minimum Detectable Concentration (see PAI SOP 709)

BDL - Below Detection Limit

Data Package ID: *GSS0408123-1*

Gamma Spectroscopy Results

PAI 713 Rev 8

Sample Results

Lab Name: Paragon Analytics
Work Order Number: 0408123
Client Name: New World Technologies
ClientProject ID: Ravenna GA00563

Field ID: SU1-C3
Lab ID: 0408123-16

Library: FANP

Sample Matrix: SOIL
Prep SOP: PAI 739 Rev 8
Date Collected: 10-Aug-04
Date Prepared: 28-Aug-04
Date Analyzed: 14-Sep-04

Prep Batch: GS040828-2
QCBatchID: GS040828-2-1
Run ID: GS040828-2A
Count Time: 30 minutes
Report Basis: Dry Weight

Final Aliquot: 269 g
Prep Basis: Dry Weight
Moisture(%): NA
Result Units: pCi/g
File Name: 041562D08A

CASNO	Target Nuclide	Result +/- 2 s TPU	MDC	Lab Qualifier
14331-83-0	Ac-228	1.08 +/- 0.49	0.57	G,TI
14391-76-5	Ag-110m	-0.047 +/- 0.084	0.171	U,G
14682-66-7	Al-26	-0.078 +/- 0.087	0.216	U,G
14596-10-2	Am-241	-0.05 +/- 0.15	0.27	U,G
13966-02-4	Be-7	0.21 +/- 0.89	1.60	U,G
14913-49-6	Bi-212	0.9 +/- 1.3	2.1	U,G
14733-03-0	Bi-214	1.04 +/- 0.29	0.26	G,J
13982-30-4	Ce-139	-0.089 +/- 0.062	0.124	U,G
14762-78-8	Ce-144	0.31 +/- 0.31	0.49	U,G
14093-03-9	Co-56	0.02 +/- 0.22	0.41	U,G
13981-50-5	Co-57	-0.021 +/- 0.039	0.075	U,G
13981-38-9	Co-58	0.031 +/- 0.085	0.154	U,G
10198-40-0	Co-60	0.007 +/- 0.068	0.137	U,G
14392-02-0	Cr-51	0.3 +/- 1.3	2.3	U,G
13967-70-9	Cs-134	0.006 +/- 0.076	0.140	U,G

Comments:

Qualifiers/Flags:

U - Result is less than the sample specific MDC or less than the associated TPU

Y1 - Chemical Yield is in control at 100-110%. Quantitative Yield is assumed.

Y2 - Chemical Yield outside default limits.

LT - Result is less than Requested MDC, greater than sample specific MDC.

M3 - The requested MDC was not met, but the reported activity is greater than the reported MDC.

M - The requested MDC was not met.

SQ - Spectral quality prevents accurate quantitation.

SI - Nuclide identification and/or quantitation is tentative.

TI - Nuclide identification is tentative.

R - Nuclide has exceeded 8 halflives.

G - Sample density differs by more than 15% of LCS density.

Abbreviations:

TPU - Total Propagated Uncertainty (see PAI SOP 743)

MDC - Minimum Detectable Concentration (see PAI SOP 709)

BDL - Below Detection Limit

Data Package ID: *GSS0408123-1*

Gamma Spectroscopy Results

PAI 713 Rev 8

Sample Results

Lab Name: Paragon Analytics
Work Order Number: 0408123
Client Name: New World Technologies
ClientProject ID: Ravenna GA00563

Field ID: SU1-C3
Lab ID: 0408123-16

Library: FANP

Sample Matrix: SOIL
Prep SOP: PAI 739 Rev 8
Date Collected: 10-Aug-04
Date Prepared: 28-Aug-04
Date Analyzed: 14-Sep-04

Prep Batch: GS040828-2
QCBatchID: GS040828-2-1
Run ID: GS040828-2A
Count Time: 30 minutes
Report Basis: Dry Weight

Final Aliquot: 269 g
Prep Basis: Dry Weight
Moisture(%): NA
Result Units: pCi/g
File Name: 041562D08A

CASNO	Target Nuclide	Result +/- 2 s TPU	MDC	Lab Qualifier
10045-97-3	Cs-137	0.096 +/- 0.087	0.132	U,G
14683-23-9	Eu-152	0.14 +/- 0.51	0.94	U,G
15585-10-1	Eu-154	-0.27 +/- 0.46	0.97	U,G
14391-16-3	Eu-155	0.09 +/- 0.17	0.29	U,G
14596-12-4	Fe-59	-0.22 +/- 0.28	0.60	U,G
10043-66-0	I-131	-0.5 +/- 1.4	2.6	U,G
13966-00-2	K-40	6.0 +/- 1.9	1.7	G
13966-31-9	Mn-54	-0.064 +/- 0.088	0.184	U,G
13966-32-0	Na-22	0.07 +/- 0.10	0.17	U,G
14681-63-1	Nb-94	-0.007 +/- 0.086	0.162	U,G
13967-76-5	Nb-95	-0.09 +/- 0.13	0.26	U,G
15100-28-4	Pa-234m	10 +/- 15	25	U,G
15092-94-1	Pb-212	0.90 +/- 0.22	0.22	G
15067-28-4	Pb-214	1.28 +/- 0.26	0.22	G,J
13967-48-1	Ru-106	0.15 +/- 0.74	1.34	U,G

Comments:

Qualifiers/Flags:

U - Result is less than the sample specific MDC or less than the associated TPU

Y1 - Chemical Yield is in control at 100-110%. Quantitative Yield is assumed.

Y2 - Chemical Yield outside default limits.

LT - Result is less than Requested MDC, greater than sample specific MDC.

M3 - The requested MDC was not met, but the reported activity is greater than the reported MDC.

M - The requested MDC was not met.

SQ - Spectral quality prevents accurate quantitation.

SI - Nuclide identification and/or quantitation is tentative.

TI - Nuclide identification is tentative.

R - Nuclide has exceeded 8 halflives.

G - Sample density differs by more than 15% of LCS density.

Abbreviations:

TPU - Total Propagated Uncertainty (see PAI SOP 743)

MDC - Minimum Detectable Concentration (see PAI SOP 709)

BDL - Below Detection Limit

Data Package ID: *GSS0408123-1*

Gamma Spectroscopy Results

PAI 713 Rev 8

Sample Results

Lab Name: Paragon Analytics
Work Order Number: 0408123
Client Name: New World Technologies
ClientProject ID: Ravenna GA00563

Field ID: SU1-C3
Lab ID: 0408123-16

Library: FANP

Sample Matrix: SOIL
Prep SOP: PAI 739 Rev 8
Date Collected: 10-Aug-04
Date Prepared: 28-Aug-04
Date Analyzed: 14-Sep-04

Prep Batch: GS040828-2
QCBatchID: GS040828-2-1
Run ID: GS040828-2A
Count Time: 30 minutes
Report Basis: Dry Weight

Final Aliquot: 269 g
Prep Basis: Dry Weight
Moisture(%): NA
Result Units: pCi/g
File Name: 041562D08A

CASNO	Target Nuclide	Result +/- 2 s TPU	MDC	Lab Qualifier
14683-10-4	Sb-124	0.08 +/- 0.11	0.18	U,G
14234-35-6	Sb-125	0.03 +/- 0.21	0.39	U,G
13967-63-0	Sc-46	0.02 +/- 0.10	0.19	U,G
15623-47-9	Th-227	0.07 +/- 0.50	0.86	U,G
15065-10-8	Th-234	2.1 +/- 1.1	1.7	G,TI
14913-50-9	Tl-208	0.22 +/- 0.11	0.15	G
15117-96-1	U-235	0 +/- 0.34	0.61	U,G
13982-39-3	Zn-65	-0.33 +/- 0.27	0.57	U,G

Comments:

Qualifiers/Flags:

U - Result is less than the sample specific MDC or less than the associated TPU
Y1 - Chemical Yield is in control at 100-110%. Quantitative Yield is assumed.
Y2 - Chemical Yield outside default limits.
LT - Result is less than Requested MDC, greater than sample specific MDC.
M3 - The requested MDC was not met, but the reported activity is greater than the reported MDC.
M - The requested MDC was not met.
SQ - Spectral quality prevents accurate quantitation.
SI - Nuclide identification and/or quantitation is tentative.
TI - Nuclide identification is tentative.
R - Nuclide has exceeded 8 halflives.
G - Sample density differs by more than 15% of LCS density.

Abbreviations:

TPU - Total Propagated Uncertainty (see PAI SOP 743)
MDC - Minimum Detectable Concentration (see PAI SOP 709)
BDL - Below Detection Limit

Data Package ID: *GSS0408123-1*

Gamma Spectroscopy Results

PAI 713 Rev 8

Sample Results

Lab Name: Paragon Analytics
Work Order Number: 0408123
Client Name: New World Technologies
ClientProject ID: Ravenna GA00563

Field ID: SU1-C4
Lab ID: 0408123-17

Library: FANP

Sample Matrix: SOIL
Prep SOP: PAI 739 Rev 8
Date Collected: 10-Aug-04
Date Prepared: 28-Aug-04
Date Analyzed: 14-Sep-04

Prep Batch: GS040828-2
QCBatchID: GS040828-2-1
Run ID: GS040828-2A
Count Time: 30 minutes
Report Basis: Dry Weight

Final Aliquot: 218 g
Prep Basis: Dry Weight
Moisture(%): NA
Result Units: pCi/g
File Name: 041520D03A

CASNO	Target Nuclide	Result +/- 2 s TPU	MDC	Lab Qualifier
14331-83-0	Ac-228	0.96 +/- 0.28	0.43	LT,G
14391-76-5	Ag-110m	-0.11 +/- 0.10	0.20	U,G
14682-66-7	Al-26	-0.037 +/- 0.064	0.133	U,G
14596-10-2	Am-241	0.06 +/- 0.48	0.82	U,G
13966-02-4	Be-7	-0.22 +/- 0.67	1.24	U,G
14913-49-6	Bi-212	1.5 +/- 1.1	1.7	U,G
14733-03-0	Bi-214	1.00 +/- 0.24	0.30	G,J
13982-30-4	Ce-139	0.011 +/- 0.068	0.117	U,G
14762-78-8	Ce-144	0.07 +/- 0.45	0.77	U,G
14093-03-9	Co-56	0.11 +/- 0.17	0.29	U,G
13981-50-5	Co-57	-0.009 +/- 0.056	0.098	U,G
13981-38-9	Co-58	-0.010 +/- 0.083	0.151	U,G
10198-40-0	Co-60	0.010 +/- 0.066	0.120	U,G
14392-02-0	Cr-51	-0.1 +/- 1.0	1.9	U,G
13967-70-9	Cs-134	0.19 +/- 0.53	0.87	U,G

Comments:

Qualifiers/Flags:

U - Result is less than the sample specific MDC or less than the associated TPU

Y1 - Chemical Yield is in control at 100-110%. Quantitative Yield is assumed.

Y2 - Chemical Yield outside default limits.

LT - Result is less than Requested MDC, greater than sample specific MDC.

M3 - The requested MDC was not met, but the reported activity is greater than the reported MDC.

M - The requested MDC was not met.

SQ - Spectral quality prevents accurate quantitation.

SI - Nuclide identification and/or quantitation is tentative.

TI - Nuclide identification is tentative.

R - Nuclide has exceeded 8 halflives.

G - Sample density differs by more than 15% of LCS density.

Abbreviations:

TPU - Total Propagated Uncertainty (see PAI SOP 743)

MDC - Minimum Detectable Concentration (see PAI SOP 709)

BDL - Below Detection Limit

Data Package ID: *GSS0408123-1*

Gamma Spectroscopy Results

PAI 713 Rev 8

Sample Results

Lab Name: Paragon Analytics
Work Order Number: 0408123
Client Name: New World Technologies
ClientProject ID: Ravenna GA00563

Field ID: SU1-C4
Lab ID: 0408123-17

Library: FANP

Sample Matrix: SOIL
Prep SOP: PAI 739 Rev 8
Date Collected: 10-Aug-04
Date Prepared: 28-Aug-04
Date Analyzed: 14-Sep-04

Prep Batch: GS040828-2
QCBatchID: GS040828-2-1
Run ID: GS040828-2A
Count Time: 30 minutes
Report Basis: Dry Weight

Final Aliquot: 218 g
Prep Basis: Dry Weight
Moisture(%): NA
Result Units: pCi/g
File Name: 041520D03A

CASNO	Target Nuclide	Result +/- 2 s TPU	MDC	Lab Qualifier
10045-97-3	Cs-137	0.37 +/- 0.11	0.12	G
14683-23-9	Eu-152	0.41 +/- 0.37	0.57	U,G
15585-10-1	Eu-154	-0.01 +/- 0.35	0.64	U,G
14391-16-3	Eu-155	0.16 +/- 0.26	0.43	U,G
14596-12-4	Fe-59	0.02 +/- 0.21	0.38	U,G
10043-66-0	I-131	1.0 +/- 1.4	2.2	U,G
13966-00-2	K-40	10.4 +/- 2.0	1.4	G
13966-31-9	Mn-54	0.004 +/- 0.075	0.132	U,G
13966-32-0	Na-22	-0.032 +/- 0.072	0.138	U,G
14681-63-1	Nb-94	-0.003 +/- 0.073	0.128	U,G
13967-76-5	Nb-95	0.005 +/- 0.090	0.161	U,G
15100-28-4	Pa-234m	-8 +/- 11	22	U,G
15092-94-1	Pb-212	1.32 +/- 0.25	0.22	G
15067-28-4	Pb-214	1.21 +/- 0.23	0.26	G,J
13967-48-1	Ru-106	0.02 +/- 0.74	1.30	U,G

Comments:

Qualifiers/Flags:

U - Result is less than the sample specific MDC or less than the associated TPU

Y1 - Chemical Yield is in control at 100-110%. Quantitative Yield is assumed.

Y2 - Chemical Yield outside default limits.

LT - Result is less than Requested MDC, greater than sample specific MDC.

M3 - The requested MDC was not met, but the reported activity is greater than the reported MDC.

M - The requested MDC was not met.

SQ - Spectral quality prevents accurate quantitation.

SI - Nuclide identification and/or quantitation is tentative.

TI - Nuclide identification is tentative.

R - Nuclide has exceeded 8 halflives.

G - Sample density differs by more than 15% of LCS density.

Abbreviations:

TPU - Total Propagated Uncertainty (see PAI SOP 743)

MDC - Minimum Detectable Concentration (see PAI SOP 709)

BDL - Below Detection Limit

Data Package ID: *GSS0408123-1*

Gamma Spectroscopy Results

PAI 713 Rev 8

Sample Results

Lab Name: Paragon Analytics
Work Order Number: 0408123
Client Name: New World Technologies
ClientProject ID: Ravenna GA00563

Field ID: SU1-C4
Lab ID: 0408123-17

Library: FANP

Sample Matrix: SOIL
Prep SOP: PAI 739 Rev 8
Date Collected: 10-Aug-04
Date Prepared: 28-Aug-04
Date Analyzed: 14-Sep-04

Prep Batch: GS040828-2
QCBatchID: GS040828-2-1
Run ID: GS040828-2A
Count Time: 30 minutes
Report Basis: Dry Weight

Final Aliquot: 218 g
Prep Basis: Dry Weight
Moisture(%): NA
Result Units: pCi/g
File Name: 041520D03A

CASNO	Target Nuclide	Result +/- 2 s TPU	MDC	Lab Qualifier
14683-10-4	Sb-124	-0.01 +/- 0.11	0.20	U,G
14234-35-6	Sb-125	-0.04 +/- 0.18	0.32	U,G
13967-63-0	Sc-46	-0.008 +/- 0.082	0.149	U,G
15623-47-9	Th-227	-0.49 +/- 0.77	1.35	U,G
15065-10-8	Th-234	-0.1 +/- 1.2	2.0	U,G
14913-50-9	Tl-208	0.42 +/- 0.11	0.12	G
15117-96-1	U-235	-0.21 +/- 0.43	0.76	U,G
13982-39-3	Zn-65	0.15 +/- 0.29	0.49	U,G

Comments:

Qualifiers/Flags:

U - Result is less than the sample specific MDC or less than the associated TPU

Y1 - Chemical Yield is in control at 100-110%. Quantitative Yield is assumed.

Y2 - Chemical Yield outside default limits.

LT - Result is less than Requested MDC, greater than sample specific MDC.

M3 - The requested MDC was not met, but the reported activity is greater than the reported MDC.

M - The requested MDC was not met.

SQ - Spectral quality prevents accurate quantitation.

SI - Nuclide identification and/or quantitation is tentative.

TI - Nuclide identification is tentative.

R - Nuclide has exceeded 8 halflives.

G - Sample density differs by more than 15% of LCS density.

Abbreviations:

TPU - Total Propagated Uncertainty (see PAI SOP 743)

MDC - Minimum Detectable Concentration (see PAI SOP 709)

BDL - Below Detection Limit

Data Package ID: *GSS0408123-1*

Gamma Spectroscopy Results

PAI 713 Rev 8

Sample Results

Lab Name: Paragon Analytics
Work Order Number: 0408123
Client Name: New World Technologies
ClientProject ID: Ravenna GA00563

Field ID: SU1-C5
Lab ID: 0408123-18

Library: FANP

Sample Matrix: SOIL
Prep SOP: PAI 739 Rev 8
Date Collected: 10-Aug-04
Date Prepared: 28-Aug-04
Date Analyzed: 14-Sep-04

Prep Batch: GS040828-2
QCBatchID: GS040828-2-1
Run ID: GS040828-2A
Count Time: 30 minutes
Report Basis: Dry Weight

Final Aliquot: 210 g
Prep Basis: Dry Weight
Moisture(%): NA
Result Units: pCi/g
File Name: 040397D05A

CASNO	Target Nuclide	Result +/- 2 s TPU	MDC	Lab Qualifier
14331-83-0	Ac-228	1.12 +/- 0.46	0.77	G
14391-76-5	Ag-110m	0.18 +/- 0.18	0.24	U,G
14682-66-7	Al-26	-0.01 +/- 0.10	0.22	U,G
14596-10-2	Am-241	-0.11 +/- 0.96	1.74	U,G
13966-02-4	Be-7	0.2 +/- 1.2	2.1	U,G
14913-49-6	Bi-212	3.2 +/- 2.0	2.8	G,TI
14733-03-0	Bi-214	0.89 +/- 0.31	0.33	G,J
13982-30-4	Ce-139	-0.031 +/- 0.086	0.158	U,G
14762-78-8	Ce-144	-0.14 +/- 0.56	1.03	U,G
14093-03-9	Co-56	0.19 +/- 0.31	0.53	U,G
13981-50-5	Co-57	-0.012 +/- 0.070	0.128	U,G
13981-38-9	Co-58	-0.08 +/- 0.11	0.24	U,G
10198-40-0	Co-60	0 +/- 0.12	0.24	U,G
14392-02-0	Cr-51	0.5 +/- 1.5	2.7	U,G
13967-70-9	Cs-134	0.02 +/- 0.11	0.20	U,G

Comments:

Qualifiers/Flags:

U - Result is less than the sample specific MDC or less than the associated TPU

Y1 - Chemical Yield is in control at 100-110%. Quantitative Yield is assumed.

Y2 - Chemical Yield outside default limits.

LT - Result is less than Requested MDC, greater than sample specific MDC.

M3 - The requested MDC was not met, but the reported activity is greater than the reported MDC.

M - The requested MDC was not met.

SQ - Spectral quality prevents accurate quantitation.

SI - Nuclide identification and/or quantitation is tentative.

TI - Nuclide identification is tentative.

R - Nuclide has exceeded 8 halflives.

G - Sample density differs by more than 15% of LCS density.

Abbreviations:

TPU - Total Propagated Uncertainty (see PAI SOP 743)

MDC - Minimum Detectable Concentration (see PAI SOP 709)

BDL - Below Detection Limit

Data Package ID: *GSS0408123-1*

Gamma Spectroscopy Results

PAI 713 Rev 8

Sample Results

Lab Name: Paragon Analytics
Work Order Number: 0408123
Client Name: New World Technologies
ClientProject ID: Ravenna GA00563

Field ID: SU1-C5
Lab ID: 0408123-18

Library: FANP

Sample Matrix: SOIL
Prep SOP: PAI 739 Rev 8
Date Collected: 10-Aug-04
Date Prepared: 28-Aug-04
Date Analyzed: 14-Sep-04

Prep Batch: GS040828-2
QCBatchID: GS040828-2-1
Run ID: GS040828-2A
Count Time: 30 minutes
Report Basis: Dry Weight

Final Aliquot: 210 g
Prep Basis: Dry Weight
Moisture(%): NA
Result Units: pCi/g
File Name: 040397D05A

CASNO	Target Nuclide	Result +/- 2 s TPU	MDC	Lab Qualifier
10045-97-3	Cs-137	0.24 +/- 0.14	0.20	G
14683-23-9	Eu-152	0.35 +/- 0.43	0.67	U,G
15585-10-1	Eu-154	0 +/- 0.54	1.05	U,G
14391-16-3	Eu-155	0.20 +/- 0.33	0.55	U,G
14596-12-4	Fe-59	0.15 +/- 0.32	0.56	U,G
10043-66-0	I-131	-1.2 +/- 2.0	3.8	U,G
13966-00-2	K-40	7.8 +/- 2.5	2.5	G
13966-31-9	Mn-54	-0.05 +/- 0.11	0.22	U,G
13966-32-0	Na-22	-0.02 +/- 0.13	0.25	U,G
14681-63-1	Nb-94	-0.08 +/- 0.10	0.21	U,G
13967-76-5	Nb-95	-0.13 +/- 0.17	0.34	U,G
15100-28-4	Pa-234m	12 +/- 15	24	U,G
15092-94-1	Pb-212	1.51 +/- 0.34	0.31	G
15067-28-4	Pb-214	1.16 +/- 0.29	0.33	G,J
13967-48-1	Ru-106	0.40 +/- 0.89	1.55	U,G

Comments:

Qualifiers/Flags:

U - Result is less than the sample specific MDC or less than the associated TPU

Y1 - Chemical Yield is in control at 100-110%. Quantitative Yield is assumed.

Y2 - Chemical Yield outside default limits.

LT - Result is less than Requested MDC, greater than sample specific MDC.

M3 - The requested MDC was not met, but the reported activity is greater than the reported MDC.

M - The requested MDC was not met.

SQ - Spectral quality prevents accurate quantitation.

SI - Nuclide identification and/or quantitation is tentative.

TI - Nuclide identification is tentative.

R - Nuclide has exceeded 8 halflives.

G - Sample density differs by more than 15% of LCS density.

Abbreviations:

TPU - Total Propagated Uncertainty (see PAI SOP 743)

MDC - Minimum Detectable Concentration (see PAI SOP 709)

BDL - Below Detection Limit

Data Package ID: *GSS0408123-1*

Gamma Spectroscopy Results

PAI 713 Rev 8

Sample Results

Lab Name: Paragon Analytics
Work Order Number: 0408123
Client Name: New World Technologies
ClientProject ID: Ravenna GA00563

Field ID: SU1-C5
Lab ID: 0408123-18

Library: FANP

Sample Matrix: SOIL
Prep SOP: PAI 739 Rev 8
Date Collected: 10-Aug-04
Date Prepared: 28-Aug-04
Date Analyzed: 14-Sep-04

Prep Batch: GS040828-2
QCBatchID: GS040828-2-1
Run ID: GS040828-2A
Count Time: 30 minutes
Report Basis: Dry Weight

Final Aliquot: 210 g
Prep Basis: Dry Weight
Moisture(%): NA
Result Units: pCi/g
File Name: 040397D05A

CASNO	Target Nuclide	Result +/- 2 s TPU	MDC	Lab Qualifier
14683-10-4	Sb-124	-0.01 +/- 0.16	0.30	U,G
14234-35-6	Sb-125	0 +/- 0.29	0.52	U,G
13967-63-0	Sc-46	-0.06 +/- 0.10	0.23	U,G
15623-47-9	Th-227	-0.28 +/- 0.91	1.63	U,G
15065-10-8	Th-234	0.8 +/- 1.7	3.0	U,G
14913-50-9	Tl-208	0.49 +/- 0.20	0.25	G
15117-96-1	U-235	0.37 +/- 0.53	0.88	U,G
13982-39-3	Zn-65	-0.64 +/- 0.37	0.79	U,G

Comments:

Qualifiers/Flags:

U - Result is less than the sample specific MDC or less than the associated TPU

Y1 - Chemical Yield is in control at 100-110%. Quantitative Yield is assumed.

Y2 - Chemical Yield outside default limits.

LT - Result is less than Requested MDC, greater than sample specific MDC.

M3 - The requested MDC was not met, but the reported activity is greater than the reported MDC.

M - The requested MDC was not met.

SQ - Spectral quality prevents accurate quantitation.

SI - Nuclide identification and/or quantitation is tentative.

TI - Nuclide identification is tentative.

R - Nuclide has exceeded 8 halflives.

G - Sample density differs by more than 15% of LCS density.

Abbreviations:

TPU - Total Propagated Uncertainty (see PAI SOP 743)

MDC - Minimum Detectable Concentration (see PAI SOP 709)

BDL - Below Detection Limit

Data Package ID: *GSS0408123-1*

Gamma Spectroscopy Results

PAI 713 Rev 8

Sample Results

Lab Name: Paragon Analytics
Work Order Number: 0408123
Client Name: New World Technologies
ClientProject ID: Ravenna GA00563

Field ID: SU1-D5
Lab ID: 0408123-19

Library: FANP

Sample Matrix: SOIL
Prep SOP: PAI 739 Rev 8
Date Collected: 10-Aug-04
Date Prepared: 28-Aug-04
Date Analyzed: 14-Sep-04

Prep Batch: GS040828-2
QCBatchID: GS040828-2-1
Run ID: GS040828-2A
Count Time: 30 minutes
Report Basis: Dry Weight

Final Aliquot: 218 g
Prep Basis: Dry Weight
Moisture(%): NA
Result Units: pCi/g
File Name: 041595D07A

CASNO	Target Nuclide	Result +/- 2 s TPU	MDC	Lab Qualifier
14331-83-0	Ac-228	1.28 +/- 0.46	0.87	G
14391-76-5	Ag-110m	0.09 +/- 0.15	0.23	U,G
14682-66-7	Al-26	-0.026 +/- 0.052	0.177	U,G
14596-10-2	Am-241	0.14 +/- 0.17	0.28	U,G
13966-02-4	Be-7	1.4 +/- 1.3	1.9	U,G
14913-49-6	Bi-212	3.2 +/- 2.3	3.3	U,G
14733-03-0	Bi-214	1.26 +/- 0.41	0.43	G,J
13982-30-4	Ce-139	-0.005 +/- 0.076	0.138	U,G
14762-78-8	Ce-144	-0.11 +/- 0.47	0.87	U,G
14093-03-9	Co-56	0.32 +/- 0.33	0.51	U,G
13981-50-5	Co-57	0.023 +/- 0.060	0.106	U,G
13981-38-9	Co-58	0.03 +/- 0.13	0.24	U,G
10198-40-0	Co-60	-0.02 +/- 0.14	0.29	U,G
14392-02-0	Cr-51	-0.8 +/- 1.9	3.7	U,G
13967-70-9	Cs-134	0.01 +/- 0.11	0.20	U,G

Comments:

Qualifiers/Flags:

U - Result is less than the sample specific MDC or less than the associated TPU

Y1 - Chemical Yield is in control at 100-110%. Quantitative Yield is assumed.

Y2 - Chemical Yield outside default limits.

LT - Result is less than Requested MDC, greater than sample specific MDC.

M3 - The requested MDC was not met, but the reported activity is greater than the reported MDC.

M - The requested MDC was not met.

SQ - Spectral quality prevents accurate quantitation.

SI - Nuclide identification and/or quantitation is tentative.

TI - Nuclide identification is tentative.

R - Nuclide has exceeded 8 halflives.

G - Sample density differs by more than 15% of LCS density.

Abbreviations:

TPU - Total Propagated Uncertainty (see PAI SOP 743)

MDC - Minimum Detectable Concentration (see PAI SOP 709)

BDL - Below Detection Limit

Data Package ID: *GSS0408123-1*

Gamma Spectroscopy Results

PAI 713 Rev 8

Sample Results

Lab Name: Paragon Analytics
Work Order Number: 0408123
Client Name: New World Technologies
ClientProject ID: Ravenna GA00563

Field ID: SU1-D5
Lab ID: 0408123-19

Library: FANP

Sample Matrix: SOIL
Prep SOP: PAI 739 Rev 8
Date Collected: 10-Aug-04
Date Prepared: 28-Aug-04
Date Analyzed: 14-Sep-04

Prep Batch: GS040828-2
QCBatchID: GS040828-2-1
Run ID: GS040828-2A
Count Time: 30 minutes
Report Basis: Dry Weight

Final Aliquot: 218 g
Prep Basis: Dry Weight
Moisture(%): NA
Result Units: pCi/g
File Name: 041595D07A

CASNO	Target Nuclide	Result +/- 2 s TPU	MDC	Lab Qualifier
10045-97-3	Cs-137	0.33 +/- 0.16	0.21	G
14683-23-9	Eu-152	-0.17 +/- 0.48	1.12	U,G
15585-10-1	Eu-154	0.07 +/- 0.64	1.23	U,G
14391-16-3	Eu-155	0.08 +/- 0.24	0.41	U,G
14596-12-4	Fe-59	0.01 +/- 0.38	0.73	U,G
10043-66-0	I-131	1.3 +/- 1.7	2.8	U,G
13966-00-2	K-40	6.8 +/- 2.7	2.8	G
13966-31-9	Mn-54	0.010 +/- 0.092	0.180	U,G
13966-32-0	Na-22	0 +/- 0.13	0.25	U,G
14681-63-1	Nb-94	-0.05 +/- 0.11	0.23	U,G
13967-76-5	Nb-95	-0.01 +/- 0.15	0.30	U,G
15100-28-4	Pa-234m	11 +/- 20	35	U,G
15092-94-1	Pb-212	1.31 +/- 0.32	0.32	G
15067-28-4	Pb-214	1.27 +/- 0.31	0.34	G,J
13967-48-1	Ru-106	-0.19 +/- 0.96	1.90	U,G

Comments:

Qualifiers/Flags:

U - Result is less than the sample specific MDC or less than the associated TPU

Y1 - Chemical Yield is in control at 100-110%. Quantitative Yield is assumed.

Y2 - Chemical Yield outside default limits.

LT - Result is less than Requested MDC, greater than sample specific MDC.

M3 - The requested MDC was not met, but the reported activity is greater than the reported MDC.

M - The requested MDC was not met.

SQ - Spectral quality prevents accurate quantitation.

SI - Nuclide identification and/or quantitation is tentative.

TI - Nuclide identification is tentative.

R - Nuclide has exceeded 8 halflives.

G - Sample density differs by more than 15% of LCS density.

Abbreviations:

TPU - Total Propagated Uncertainty (see PAI SOP 743)

MDC - Minimum Detectable Concentration (see PAI SOP 709)

BDL - Below Detection Limit

Data Package ID: *GSS0408123-1*

Gamma Spectroscopy Results

PAI 713 Rev 8

Sample Results

Lab Name: Paragon Analytics
Work Order Number: 0408123
Client Name: New World Technologies
ClientProject ID: Ravenna GA00563

Field ID: SU1-D5
Lab ID: 0408123-19

Library: FANP

Sample Matrix: SOIL
Prep SOP: PAI 739 Rev 8
Date Collected: 10-Aug-04
Date Prepared: 28-Aug-04
Date Analyzed: 14-Sep-04

Prep Batch: GS040828-2
QCBatchID: GS040828-2-1
Run ID: GS040828-2A
Count Time: 30 minutes
Report Basis: Dry Weight

Final Aliquot: 218 g
Prep Basis: Dry Weight
Moisture(%): NA
Result Units: pCi/g
File Name: 041595D07A

CASNO	Target Nuclide	Result +/- 2 s TPU	MDC	Lab Qualifier
14683-10-4	Sb-124	-0.03 +/- 0.15	0.29	U,G
14234-35-6	Sb-125	-0.04 +/- 0.26	0.54	U,G
13967-63-0	Sc-46	0.03 +/- 0.14	0.26	U,G
15623-47-9	Th-227	0.09 +/- 0.52	0.92	U,G
15065-10-8	Th-234	2.1 +/- 1.2	2.0	G
14913-50-9	Tl-208	0.42 +/- 0.17	0.20	G
15117-96-1	U-235	-0.42 +/- 0.53	1.00	U,G
13982-39-3	Zn-65	-0.23 +/- 0.32	0.68	U,G

Comments:

Qualifiers/Flags:

U - Result is less than the sample specific MDC or less than the associated TPU

Y1 - Chemical Yield is in control at 100-110%. Quantitative Yield is assumed.

Y2 - Chemical Yield outside default limits.

LT - Result is less than Requested MDC, greater than sample specific MDC.

M3 - The requested MDC was not met, but the reported activity is greater than the reported MDC.

M - The requested MDC was not met.

SQ - Spectral quality prevents accurate quantitation.

SI - Nuclide identification and/or quantitation is tentative.

TI - Nuclide identification is tentative.

R - Nuclide has exceeded 8 halflives.

G - Sample density differs by more than 15% of LCS density.

Abbreviations:

TPU - Total Propagated Uncertainty (see PAI SOP 743)

MDC - Minimum Detectable Concentration (see PAI SOP 709)

BDL - Below Detection Limit

Data Package ID: *GSS0408123-1*

Gamma Spectroscopy Results

PAI 713 Rev 8

Sample Results

Lab Name: Paragon Analytics
Work Order Number: 0408123
Client Name: New World Technologies
ClientProject ID: Ravenna GA00563

Field ID: SU1-D4
Lab ID: 0408123-20

Library: FANP

Sample Matrix: SOIL
Prep SOP: PAI 739 Rev 8
Date Collected: 10-Aug-04
Date Prepared: 28-Aug-04
Date Analyzed: 14-Sep-04

Prep Batch: GS040828-2
QCBatchID: GS040828-2-1
Run ID: GS040828-2A
Count Time: 30 minutes
Report Basis: Dry Weight

Final Aliquot: 223 g
Prep Basis: Dry Weight
Moisture(%): NA
Result Units: pCi/g
File Name: 041563D08A

CASNO	Target Nuclide	Result +/- 2 s TPU	MDC	Lab Qualifier
14331-83-0	Ac-228	1.35 +/- 0.49	0.69	G
14391-76-5	Ag-110m	-0.042 +/- 0.097	0.194	U,G
14682-66-7	Al-26	-0.017 +/- 0.096	0.212	U,G
14596-10-2	Am-241	-0.13 +/- 0.18	0.34	U,G
13966-02-4	Be-7	1.1 +/- 1.2	1.8	U,G
14913-49-6	Bi-212	2.1 +/- 1.8	2.7	U,G
14733-03-0	Bi-214	1.49 +/- 0.37	0.37	G,J
13982-30-4	Ce-139	-0.060 +/- 0.075	0.143	U,G
14762-78-8	Ce-144	-0.02 +/- 0.40	0.73	U,G
14093-03-9	Co-56	0.16 +/- 0.25	0.41	U,G
13981-50-5	Co-57	-0.002 +/- 0.053	0.095	U,G
13981-38-9	Co-58	-0.06 +/- 0.11	0.23	U,G
10198-40-0	Co-60	0.06 +/- 0.11	0.19	U,G
14392-02-0	Cr-51	0.1 +/- 1.4	2.6	U,G
13967-70-9	Cs-134	-0.02 +/- 0.11	0.20	U,G

Comments:

Qualifiers/Flags:

U - Result is less than the sample specific MDC or less than the associated TPU

Y1 - Chemical Yield is in control at 100-110%. Quantitative Yield is assumed.

Y2 - Chemical Yield outside default limits.

LT - Result is less than Requested MDC, greater than sample specific MDC.

M3 - The requested MDC was not met, but the reported activity is greater than the reported MDC.

M - The requested MDC was not met.

SQ - Spectral quality prevents accurate quantitation.

SI - Nuclide identification and/or quantitation is tentative.

TI - Nuclide identification is tentative.

R - Nuclide has exceeded 8 halflives.

G - Sample density differs by more than 15% of LCS density.

Abbreviations:

TPU - Total Propagated Uncertainty (see PAI SOP 743)

MDC - Minimum Detectable Concentration (see PAI SOP 709)

BDL - Below Detection Limit

Data Package ID: *GSS0408123-1*

Gamma Spectroscopy Results

PAI 713 Rev 8

Sample Results

Lab Name: Paragon Analytics
Work Order Number: 0408123
Client Name: New World Technologies
ClientProject ID: Ravenna GA00563

Field ID: SU1-D4
Lab ID: 0408123-20

Library: FANP

Sample Matrix: SOIL
Prep SOP: PAI 739 Rev 8
Date Collected: 10-Aug-04
Date Prepared: 28-Aug-04
Date Analyzed: 14-Sep-04

Prep Batch: GS040828-2
QCBatchID: GS040828-2-1
Run ID: GS040828-2A
Count Time: 30 minutes
Report Basis: Dry Weight

Final Aliquot: 223 g
Prep Basis: Dry Weight
Moisture(%): NA
Result Units: pCi/g
File Name: 041563D08A

CASNO	Target Nuclide	Result +/- 2 s TPU	MDC	Lab Qualifier
10045-97-3	Cs-137	0.36 +/- 0.15	0.18	G
14683-23-9	Eu-152	0.11 +/- 0.61	1.14	U,G
15585-10-1	Eu-154	-0.22 +/- 0.53	1.10	U,G
14391-16-3	Eu-155	0.08 +/- 0.18	0.31	U,G
14596-12-4	Fe-59	-0.03 +/- 0.38	0.72	U,G
10043-66-0	I-131	-0.9 +/- 1.5	2.9	U,G
13966-00-2	K-40	6.9 +/- 2.3	2.3	G
13966-31-9	Mn-54	-0.03 +/- 0.10	0.20	U,G
13966-32-0	Na-22	0.11 +/- 0.10	0.14	U,G
14681-63-1	Nb-94	0.07 +/- 0.12	0.21	U,G
13967-76-5	Nb-95	0.13 +/- 0.15	0.24	U,G
15100-28-4	Pa-234m	2 +/- 18	34	U,G
15092-94-1	Pb-212	1.45 +/- 0.31	0.25	G
15067-28-4	Pb-214	1.55 +/- 0.32	0.30	G,J
13967-48-1	Ru-106	0.18 +/- 0.89	1.62	U,G

Comments:

Qualifiers/Flags:

U - Result is less than the sample specific MDC or less than the associated TPU

Y1 - Chemical Yield is in control at 100-110%. Quantitative Yield is assumed.

Y2 - Chemical Yield outside default limits.

LT - Result is less than Requested MDC, greater than sample specific MDC.

M3 - The requested MDC was not met, but the reported activity is greater than the reported MDC.

M - The requested MDC was not met.

SQ - Spectral quality prevents accurate quantitation.

SI - Nuclide identification and/or quantitation is tentative.

TI - Nuclide identification is tentative.

R - Nuclide has exceeded 8 halflives.

G - Sample density differs by more than 15% of LCS density.

Abbreviations:

TPU - Total Propagated Uncertainty (see PAI SOP 743)

MDC - Minimum Detectable Concentration (see PAI SOP 709)

BDL - Below Detection Limit

Data Package ID: *GSS0408123-1*

Gamma Spectroscopy Results

PAI 713 Rev 8

Sample Results

Lab Name: Paragon Analytics
Work Order Number: 0408123
Client Name: New World Technologies
ClientProject ID: Ravenna GA00563

Field ID: SU1-D4
Lab ID: 0408123-20

Library: FANP

Sample Matrix: SOIL
Prep SOP: PAI 739 Rev 8
Date Collected: 10-Aug-04
Date Prepared: 28-Aug-04
Date Analyzed: 14-Sep-04

Prep Batch: GS040828-2
QCBatchID: GS040828-2-1
Run ID: GS040828-2A
Count Time: 30 minutes
Report Basis: Dry Weight

Final Aliquot: 223 g
Prep Basis: Dry Weight
Moisture(%): NA
Result Units: pCi/g
File Name: 041563D08A

CASNO	Target Nuclide	Result +/- 2 s TPU	MDC	Lab Qualifier
14683-10-4	Sb-124	-0.12 +/- 0.16	0.31	U,G
14234-35-6	Sb-125	0.20 +/- 0.23	0.44	U,G
13967-63-0	Sc-46	-0.05 +/- 0.12	0.25	U,G
15623-47-9	Th-227	-0.19 +/- 0.48	0.90	U,G
15065-10-8	Th-234	2.1 +/- 1.4	2.1	U,G
14913-50-9	Tl-208	0.36 +/- 0.16	0.20	G
15117-96-1	U-235	-0.01 +/- 0.42	0.75	U,G
13982-39-3	Zn-65	-0.25 +/- 0.22	0.51	U,G

Comments:

Qualifiers/Flags:

U - Result is less than the sample specific MDC or less than the associated TPU

Y1 - Chemical Yield is in control at 100-110%. Quantitative Yield is assumed.

Y2 - Chemical Yield outside default limits.

LT - Result is less than Requested MDC, greater than sample specific MDC.

M3 - The requested MDC was not met, but the reported activity is greater than the reported MDC.

M - The requested MDC was not met.

SQ - Spectral quality prevents accurate quantitation.

SI - Nuclide identification and/or quantitation is tentative.

TI - Nuclide identification is tentative.

R - Nuclide has exceeded 8 halflives.

G - Sample density differs by more than 15% of LCS density.

Abbreviations:

TPU - Total Propagated Uncertainty (see PAI SOP 743)

MDC - Minimum Detectable Concentration (see PAI SOP 709)

BDL - Below Detection Limit

Data Package ID: *GSS0408123-1*

PARAGON ANALYTICS
225 Commerce Drive ◆ Fort Collins, CO 80524 ◆ (800) 443-1511 ◆ (970) 490-1511 ◆ FAX (970) 490-1522

September 22, 2004

Mr. Dan Spicuzza
New World Technology
322 Albert Street
Turtle Creek, PA 15145

Re: Paragon Workorder: 04-08-124
Client Project Name: Ravenna
Client Project Number: GA00563

Dear Mr. Spicuzza:

Twenty soil samples were received from New World Technology on August 13, 2004. The samples were scheduled for Gamma Spectroscopy (pages 1-330) analysis. The results for this analysis are contained in the enclosed reports.

Thank you for your confidence in Paragon Analytics. Should you have any questions, please call.

Sincerely,

Paragon Analytics
Lance Steere
Senior Project Manager

LRS/ja
Enclosure: Report

Paragon Analytics

Sample Number(s) Cross-Reference Table

Paragon OrderNum: 0408124
Client Name: New World Technologies
Client Project Name: Ravenna
Client Project Number: GA00563
Client PO Number: 40149

Client Sample	Lab Sample Number	COC Number	Matrix	Date Collected	Time Collected
SU2-E3	0408124-1		SOIL	10-Aug-04	15:30
SU2-F3	0408124-2		SOIL	10-Aug-04	15:35
SU2-F4	0408124-3		SOIL	10-Aug-04	15:40
SU2-E4	0408124-4		SOIL	10-Aug-04	16:10
SU2-E5	0408124-5		SOIL	10-Aug-04	16:15
SU2-F5	0408124-6		SOIL	10-Aug-04	16:20
SU2-G4	0408124-7		SOIL	11-Aug-04	8:55
SU2-G3	0408124-8		SOIL	11-Aug-04	9:00
SU2-G1	0408124-9		SOIL	11-Aug-04	9:15
SU2-H4	0408124-10		SOIL	11-Aug-04	9:20
SU1-D3	0408124-11		SOIL	10-Aug-04	8:50
SU1-D2	0408124-12		SOIL	10-Aug-04	8:55
SU1-E0	0408124-13		SOIL	10-Aug-04	9:10
SU1-E1	0408124-14		SOIL	10-Aug-04	9:15
SU1-E2	0408124-15		SOIL	10-Aug-04	9:20
SU1-F0	0408124-16		SOIL	10-Aug-04	9:25
SU1-F2	0408124-17		SOIL	10-Aug-04	9:35
SU1-E3	0408124-18		SOIL	10-Aug-04	9:40
SU1-F3	0408124-19		SOIL	10-Aug-04	9:45
SU1-F4	0408124-20		SOIL	10-Aug-04	9:55

Paragon Analytics
A Division of DataChem Laboratories, Inc.

225 Commerce Drive Fort Collins, CO 80524
800-443-1511 or (970) 490-1511 (970) 490-1522 Fax

Accession Number (LAB ID) 0408124

Chain-of-Custody Date 8-11-04 Page 2 of 3

Originator: Retain pink copy

Project Name / No.: [illegible] Sampler(s): [illegible] Turnaround (circle one): Standard or Rush (Due 8-13-04) Dispose: Date 9-10-04 Return to Client

Report To: 16A00563
Phone:
Fax: See
E-mail:
Company:
Address: Page 1 of 3.

Circle method (right); provide additional information as needed (comments).

Sample ID	Date	Time *	Lab ID	Matrix	Preservative (indicate type)	No. of Containers	VOCs SW8260B E624 E524.2	BTEX (only) SW8021B	SVOCs SW8270C E625	OC Pesticides SW8081A E608	PCBs SW8082 E608	Herbicides SW8151A	Explosives SW8330	TCLP Organics SW1311 SW8260B 8270C 8081A 8151A	TCLP Metals SW1311 SW6010B SW7471	Total Metals by ICP SW6010B 7470 7471 E200 ILMO__	Dissolved Metals by ICP SW6010B 7470 E200 ILMO__	Total Metals by ICP/MS SW6020 E200.8 ILMO__	Dissolved Metals by ICP/MS SW6020 E200.8 ILMO__	Hexavalent Chromium SW7196A Alkaline Digest? Y / N	Inorganic Anions SW9056 E300.0 (specify in comments)	Solids: Total E160.3 TDS E160.1 TSS E160.2	pH SW9040B SW9045C	TPH GRO DRO SW8015B (both)	Gross Alpha / Beta SW9310 E900.0	Actinides by Paragon SOP Pu / U / Am / Th / Cm / ___	Tritium E906.0	Total Alpha-Emitting Radium SW9315 E903.0	Radium 226 E903.1 Radium 228 SW9320 E904.0	Strontium 89 D5811-00 Strontium 90 D5811-00	Gamma Isotopes E901.1 Ac-228
SU2-C4	8-10-04	1410		S	NA	1																									X
SU2-D4		1420		S		1																									X
SU2-C3		1425		S		1																									X
SU2-D3		1430		S		1																									X
SU2-D2		1435		S		1																									X
SU2-E2		1450		S		1																									X
SU2-E1		1500		S		1																									X
SU2-F1		1505		S		1																									X
SU2-F2		1510		S		1																									X
SU2-F3		1530	1	S		1																									X
SU2-F3		1535	2	S		1																									X

* Time Zone: EST CST MST PST Matrix Key: O = oil, S = soil, NS = non-soil solid, W = water, L = liquid, E = extract, F = filter

Comments:

Relinquished By: (1)	Relinquished By: (2)
Signature [signature]	Signature
Printed Name [signature]	Printed Name
Date 8-11-04 Time 1800	Date Time
Company [illegible]	Company

Received By: (1)	Received By: (2)
Signature [signature]	Signature
Printed Name [signature]	Printed Name
Date 8-13-04 Time 0940	Date Time
Company [illegible]	Company

Form 202r5.xls (4/6/04)

Paragon Analytics
A Division of DataChem Laboratories, Inc.

225 Commerce Drive Fort Collins, CO 80524
800-443-1511 or (970) 490-1511 (970) 490-1522 Fax

Accession Number (LAB ID) 0408124

Chain-of-Custody Date 8-11-04 Page 3 of 3

Originator: Retain pink copy

Project Name / No.: Raveen **Sampler(s):** Kowitz **Turnaround (circle one):** Standard or Rush (Due 9-13-04) **Dispose:** Date 9-10-04 or Return to Client

Report To:
Phone: See 6A00563
Fax:
E-mail:
Company: Page 1 of 3.
Address:

Circle method (right); provide additional information as needed (comments).

Sample ID	Date	Time *	Lab ID	Matrix	Preservative (indicate type)	No. of Containers	VOCs SW8260B E624 E524.2	BTEX (only) SW8021B	SVOCs SW8270C E625	OC Pesticides SW8081A E608	PCBs SW8082 E608	Herbicides SW8151A	Explosives SW8330	TCLP Organics SW1311 SW8260B 8270C 8081A 8151A	TCLP Metals SW1311 SW6010B SW7471	Total Metals by ICP SW6010B 7470 7471 E200 ILMO__	Dissolved Metals by ICP SW6010B 7470 E200 ILMO__	Total Metals by ICP/MS SW6020 E200.8 ILMO__	Dissolved Metals by ICP/MS SW6020 E200.8 ILMO__	Hexavalent Chromium SW7196A Alkaline Digest? Y / N	Inorganic Anions SW9056 E300.0 (specify in comments)	Solids: Total E160.3 TDS E160.1 TSS E160.2	pH SW9040B SW9045C	TPH GRO DRO SW8015B (both)	Gross Alpha / Beta SW9310 E900.0	Actinides by Paragon SOP Pu / U / Am / Th / Cm / ___	Tritium E906.0	Total Alpha-Emitting Radium SW9315 E903.0	Radium 226 E903.1 Radium 228 SW9320 E904.0	Strontium 89 D5811-00 Strontium 90 D5811-00	Gamma Isotopes E901.1 Ac-228
SU2-F4	8-10-04	1540	3	S	W	1																									X
SU2-E4		1610	4	S		1																									X
SU2-E5		1615	5	S		1																									X
SU2-F5		1620	6	S		1																									X
SU2-G4	8-11-04	0855	7	S		1																									X
SU2-G3		0900	8	S		1																									X
SU2-G1		0915	9	S		1																									X
SU2-H4		0920	10	S		1																									X

NA

* Time Zone: EST CST MST PST **Matrix Key:** O = oil, S = soil, NS = non-soil solid, W = water, L = liquid, E = extract, F = filter

Comments:

Relinquished By: (1)	Relinquished By: (2)
Signature [signature]	Signature
Printed Name [signature]	Printed Name
Date 8-11-04 Time 1800	Date Time
Company NWOT	Company

Received By: (1)	Received By: (2)
Signature [signature]	Signature
Printed Name [signature]	Printed Name
Date 8-13-04 Time 0940	Date Time
Company PAOL	Company

Form 202r5.xls (4/6/04)

0408124

Paragon Analytics
A Division of DataChem Laboratories, Inc.

225 Commerce Drive Fort Collins, CO 80524
800-443-1511 or (970) 490-1511 (970) 490-1522 Fax

Accession Number (LAB ID) ~~0408123~~ 8-13-04

Chain-of-Custody Date 8-10-04 Page 1 of 3

Originator: Retain pink copy

Project Name / No.: [illegible] Sampler(s): [illegible] Turnaround (circle one): Standard or Rush (Due 9-13-04) Dispose: Date 9-10-04 or Return to Client

Report To: GA0056
Phone:
Fax:
E-mail:
Company:
Address:

See page 1 of 3

Circle method (right); provide additional information as needed (comments).

Sample ID	Date	Time *	Lab ID	Matrix	Preservative (indicate type)	No. of Containers	VOCs SW8260B E624 E524.2	BTEX (only) SW8021B	SVOCs SW8270C E625	OC Pesticides SW8081A E608	PCBs SW8082 E608	Herbicides SW8151A	Explosives SW8330	TCLP Organics SW1311 SW8260B 8270C 8081A 8151A	TCLP Metals SW1311 SW6010B SW7471	Total Metals by ICP SW6010B 7470 7471 E200 ILMO__	Dissolved Metals by ICP SW6010B 7470 E200 ILMO__	Total Metals by ICP/MS SW6020 E200.8 ILMO__	Dissolved Metals by ICP/MS SW6020 E200.8 ILMO__	Hexavalent Chromium SW7196A Alkaline Digest? Y / N	Inorganic Anions SW9056 E300.0 (specify in comments)	Solids: Total E160.3 TDS E160.1 TSS E160.2	pH SW9040B SW9045C	TPH GRO DRO SW8015B (both)	Gross Alpha / Beta SW9310 E900.0	Actinides by Paragon SOP Pu / U / Am / Th / Cm / ___	Tritium E906.0	Total Alpha-Emitting Radium SW9315 E903.0	Radium 226 E903.1 Radium 228 SW9320 E904.0	Strontium 89 D5811-00 Strontium 90 D5811-00	Gamma Isotopes E901.1					
SU1-B0	8-9-04	1630	12	S	N/A	1																									X					
SU1-C0	8-10-04	0810	13	S		1																									X					
SU1-C1		0815	14	S		1																									X					
SU1-C2		0820	15	S		1																									X					
SU1-C3		0825	16	S		1																									X					
SU1-C4		0830	17	S		1																									X					
SU1-C5		0835	18	S		1																									X					
SU1-D5		0840	19	S		1																									X					
SU1-D4		0845	20	S		1																									X					
SU1-D3		0850	11	S		1																									X					
SU1-D2		0855	12	S		1																									X					

* Time Zone: EST CST MST PST Matrix Key: O = oil, S = soil, NS = non-soil solid, W = water, L = liquid, E = extract, F = filter

Comments:

Relinquished By: (1)	Relinquished By: (2)
Signature [signature]	Signature
Printed Name [signature]	Printed Name
Date 8-11-04 Time 1800	Date Time
Company [illegible]	Company

Received By: (1)	Received By: (2)
Signature [signature]	Signature
Printed Name [signature]	Printed Name
Date 8-13-04 Time 0940	Date Time
Company PAI	Company

Form 202r5.xls (4/6/04)

Paragon Analytics
A Division of DataChem Laboratories, Inc.

225 Commerce Drive Fort Collins, CO 80524
800-443-1511 or (970) 490-1511 (970) 490-1522 Fax

Accession Number (LAB ID) 0408124

Chain-of-Custody Date 8-10-04 Page 3 of 3

Originator: Retain pink copy

Project Name / No.: [illegible] Sampler(s): [illegible] Turnaround (circle one): Standard or Rush (Due 8-13-04) Dispose Date 8-20-04 or Return to Client

Report To: [illegible]
Phone:
Fax: See page 1 of 3
E-mail:
Company:
Address:

Circle method (right); provide additional information as needed (comments).

Sample ID	Date	Time *	Lab ID	Matrix	Preservative (indicate type)	No. of Containers	VOCs SW8260B E624 E524.2	BTEX (only) SW8021B	SVOCs SW8270C E625	OC Pesticides SW8081A E608	PCBs SW8082 E608	Herbicides SW8151A	Explosives SW8330	TCLP Organics SW1311 SW8260B 8270C 8081A 8151A	TCLP Metals SW1311 SW6010B SW7471	Total Metals by ICP SW6010B 7470 7471 E200 ILMO__	Dissolved Metals by ICP SW6010B 7470 E200 ILMO__	Total Metals by ICP/MS SW6020 E200.8 ILMO__	Dissolved Metals by ICP/MS SW6020 E200.8 ILMO__	Hexavalent Chromium SW7196A Alkaline Digest? Y / N	Inorganic Anions SW9056 E300.0 (specify in comments)	Solids: Total E160.3 TDS E160.1 TSS E160.2	pH SW9040B SW9045C	TPH GRO DRO SW8015B (both)	Gross Alpha / Beta SW9310 E900.0	Actinides by Paragon SOP Pu / U / Am / Th / Cm / __	Tritium E906.0	Total Alpha-Emitting Radium SW9315 E903.0	Radium 226 E903.1 Radium 228 SW9320 E904.0	Strontium 89 D5811-00 Strontium 90 D5811-00	Gamma Isotopes E901.1				
SUL-E0	8-10-04	0930	13	S	NA	1																									X				
SUL-E1		0935	14	S		1																									X				
SUL-E2		0940	15	S		1																									X				
SUL-E0		0945	16	S		1																									X				
SUL-E2		0955	17	S		1																									X				
SUL-E3		0940	18	S		1																									X				
SUL-E3		0945	19	S		1																									X				
SUL-E4		0955	20	S		1																									X				
SUL-E5	✓	100		S		1																									X				

NA

* Time Zone: EST CST MST PST **Matrix Key:** O = oil, S = soil, NS = non-soil solid, W = water, L = liquid, E = extract, F = filter

Comments:

Relinquished By: (1)	Relinquished By: (2)
Signature [illegible]	Signature
Printed Name [illegible]	Printed Name
Date 8-11-04 Time 800	Date Time
Company [illegible]	Company

Received By: (1)	Received By: (2)
Signature [illegible]	Signature
Printed Name [illegible]	Printed Name
Date 8-13-04 Time 0950	Date Time
Company PAI	Company

Form 202r5.xls (4/6/04)

Paragon Analytics

CONDITION OF SAMPLE UPON RECEIPT FORM

Client: NWT Workorder No: 0408124

Project Manager: LS Initials: Cre Date: 8-13-04

1.	Does this project require any **special handling** in addition to standard Paragon procedures?		YES	NO
2.	Is **pre-screening** required per SOP 008?		YES	NO
3.	Are custody **seals** on **shipping containers** intact?	N/A	YES	NO
4.	Are custody **seals** on **sample containers** intact?	N/A	YES	NO
5.	Is there a **COC (Chain-of-Custody) present** or other representative documents?		YES	NO
6.	Is the **COC** (if applicable) **complete and legible**?	N/A	YES	NO
7.	Are **bottle IDs legible** and in **agreement** with **COC sample IDs**?	N/A	YES	NO
8.	Is the COC in agreement with samples received? (**# of samples, # of containers, matrix**)	N/A	YES	NO
9.	Were **airbills** present and/or removable?	N/A	YES	NO
10.	Are all **aqueous samples** requiring preservation **preserved correctly**? (excluding volatile organics)	N/A	YES	NO
11.	Are all aqueous **non-preserved samples** at the **correct pH**?	N/A	YES	NO
12.	Is there **sufficient sample** for the requested analyses?		YES	NO
13.	Were all samples placed in the **proper containers** for the requested analyses?		YES	NO
14.	Are all samples within **holding times** for the requested analyses?		YES	NO
15.	Were all sample containers received **intact**? (not broken or leaking, etc.)		YES	NO
16.	Are all samples requiring no headspace (volatiles, reactive cyanide/sulfide, radon), headspace free? **Size of bubble:** ____ < green pea ____ > green pea	N/A	YES	NO
17.	Were samples checked for and free from the presence of **residual chlorine?** (Applicable when PM has indicated samples are from a chlorinated water source; note if field preservation with sodium thiosulfate was not observed.)	N/A	YES	NO
18.	Were the sample(s) **shipped on ice**?	N/A	YES	NO
19.	Were cooler temperatures measured at 0.1-6.0°C? **IR gun used*: #1 #2**	N/A	YES	NO

*IR Gun #1: Raytek, SN SC-PM3/T29403	Cooler #'s	1	2						
*IR Gun #2: Oakton, SN 2SCIR1201	Temperature	NA	NA						
	No. of custody seals	1	1						
DOT Survey/ Acceptance Information	External µR/hr reading	17	17						
	Background µR/hr reading	14							

Were external µR/hr readings ≤ two times background and within DOT acceptance criteria? **YES / NO** (If no, see Form 008.)

Additional Information: PROVIDE DETAILS BELOW FOR A NO RESPONSE TO ANY QUESTION ABOVE EXCEPT #1 AND #2.

If applicable, was the client contacted? **YES / NO / NA** Contact Name:_____ Date/Time:_____

Project Manager Signature/ Date: [signature] 8/16/04

Form 201r18.xls (6/26/04)

FedEx Express USA Airbill

FedEx Tracking Number 8366 8127 5268

0200 **Recipient's Copy**

1 From

Date 8-11-04 [redacted]

Sender's Name Dan Spicer Phone 412 344-1335

Company NWT

Address 300 A Allison St.

Dept./Floor/Suite/Room

City Little Creek State PA ZIP 15145

2 Your Internal Billing Reference GA00563

3 To

Recipient's Name Bruce Steele Phone 770 461 5411

Company Pinnacle Analytics Inc

Address 44 Commerce Dr.

To "HOLD" at FedEx location, print FedEx address. We cannot deliver to P.O. boxes or P.O. ZIP codes.

Address

Dept./Floor/Suite/Room

City Ft. Collins State CO ZIP 80524

8366 8127 5268

4a Express Package Service — *Packages up to 150 lbs.* Delivery commitment may be later in some areas.

- ☐ FedEx Priority Overnight — Next business morning
- ☒ FedEx Standard Overnight — Next business afternoon
- ☐ FedEx First Overnight — Earliest next business morning delivery to select locations
- ☐ FedEx 2Day — Second business day
- ☐ FedEx Express Saver — Third business day

FedEx Envelope rate not available. Minimum charge: One-pound rate

4b Express Freight Service — *Packages over 150 lbs.* Delivery commitment may be later in some areas.

- ☐ FedEx 1Day Freight* — Next business day
- ☐ FedEx 2Day Freight — Second business day
- ☐ FedEx 3Day Freight — Third business day

*Call for Confirmation:

5 Packaging — *Declared value limit $500

- ☐ FedEx Envelope*
- ☐ FedEx Pak* — Includes FedEx Small Pak, FedEx Large Pak, and FedEx Sturdy Pak
- ☒ Other

6 Special Handling — Include FedEx address in Section 3.

- ☐ SATURDAY Delivery — Available only for FedEx Priority Overnight and FedEx 2Day to select ZIP codes
- ☐ HOLD Weekday at FedEx Location — Not available for FedEx First Overnight
- ☐ HOLD Saturday at FedEx Location — Available only for FedEx Priority Overnight and FedEx 2Day to select locations

Does this shipment contain dangerous goods? One box must be checked.

- ☒ No
- ☐ Yes. As per attached Shipper's Declaration
- ☐ Yes. Shipper's Declaration not required
- ☐ Dry Ice — Dry Ice, 9, UN 1845 ____ x ____ kg

Dangerous Goods (including Dry Ice) cannot be shipped in FedEx packaging.

☐ Cargo Aircraft Only

7 Payment *Bill to:* Enter FedEx Acct. No. or Credit Card No. below.

- ☒ Sender — Acct. No. in Section 1 will be billed.
- ☐ Recipient
- ☐ Third Party
- ☐ Credit Card
- ☐ Cash/Check
- ☐ Obtain Recip. Acct. No.

[redacted]

Total Packages	Total Weight	Total Declared Value†	Total Charges
3	120	$ .00	Credit Card Auth.

†Our liability is limited to $100 unless you declare a higher value. See back for details.

8 Recipient Signature *Signing authorizes delivery without obtaining signature.*

By signing you authorize us to deliver this shipment without obtaining a signature and agree to indemnify and hold us harmless from any resulting claims.

Questions? Visit our Web site at fedex.com or call 1.800.Go.FedEx® 800.463.3339.

Rev. Date 10/01 • Part #157812 • ©1994-2001 FedEx • PRINTED IN U.S.A. WCSL 02

446

17

1 Seal

emp: 158747 12AUG04 FedEx. STANDARD OVERNIGHT FRI

Master 8366 8127 5268 FORM 0200

Deliver By:
13AUG04
AA

5 942 0002/0003 MPS#:8440 7565 9420 FORM 0260

DEN

80524 -CO-

NP FTCA

Paragon Analytics

Radiochemistry Case Narrative
Gamma Spectroscopy

New World Technologies

Ravenna / GA00563

Paragon Work Order 0408124

1. This report consists of analysis results for twenty soil samples received by Paragon Analytics on 8/13/04. The analysis results for these samples are reported on a 'dry weight' basis in units of pCi/gram.

2. These samples were prepared according to Paragon Analytics procedure PA SOP739R8.

3. The samples were analyzed for the presence of gamma emitting radionuclides according to Paragon Analytics procedure PA SOP713R8. The analyses were completed on 9/15/04.

4. Sample volumes were insufficient to allow preparation of duplicates. A duplicate analysis of samples SU2-E3 and SU1-D3 (PA ID's 0408124-1 and -11) were performed in lieu of prepared duplicates.

5. Duplicate analysis results above the DER warning limit of 1.42 have been flagged as "W" for Warn. For gamma spectroscopic analysis, SOP 715R13 states that 75% of the nuclides must be within the 2-sigma control limit to meet DER requirements. Elevated DER values may be attributable to sample inhomogeneity.

6. Activity concentrations above the calculated MDC are reported in some instances where minimum nuclide identification criteria are not met. Such tentative identifications result when the software attempts to calculate net activity concentrations for analytes where either one or both of the following criteria are not satisfied: the 'diagnostic' peak for a nuclide must be identified above the critical level, or the minimum library peak abundance must be attained. Nuclides not meeting these requirements have been flagged with a "TI" qualifier.

7. Paragon Analytics has found there to be a significant low bias to Pb-214 and Bi-214 results when using a mixed nuclide gamma source for efficiency calibrations. The magnitude of this bias has been determined to be approximately 32% for Bi-214, and 23% for Pb-214. Therefore, any reported results for Pb-214 and Bi-214 are flagged with a "J" qualifier, indicating the activity values to be an estimated value. Results are reported without further qualification.

8. There are cases where the sample density is less than the associated calibration standard density. Cases that exceed the limit of +/- 15% of the density of the calibration standard are flagged with a 'G', denoting a significant density difference between the sample and calibration standard. Consequently, the results may be biased high for the flagged results in this workorder. If requested, Paragon Analytics will perform a transmission spike in order to estimate a magnitude of this bias. The results are reported without further qualification.

9. Paragon Analytics follows the convention outlined in ANSI N42.23 for reporting significant digits in the TPU and MDC results. ANSI N42.23 states that the TPU result should be rounded to two significant digits and that the MDC result should be rounded to the same decimal place as the TPU result. In practice, this could result in an MDC result with a reported value of 0 for samples with significant activity, including the batch laboratory control sample.

10. There are cases where the magnitude of negative activity is greater than the 2-sigma TPU. Under typical conditions, where background data is normally distributed and analyzed by paired observations, this event is likely to occur at least 2.5% of the time. Review of the data does not indicate a problem with the instrument or reporting systems and results are reported without further qualification.

11. No problems were encountered with either the client samples or the associated quality control samples. All quality control criteria were met.

The data contained in the following report have been reviewed and approved by the personnel listed below. In addition, Paragon Analytics certifies that the analyses reported herein are true, complete and correct within the limits of the methods employed.

Radiochemistry Instrument Technician — Date: 9-22-04

Radiochemistry Final Data Review — Date: 9/22/04

1

PARAGON ANALYTICS
Radiochemistry Data Package

Section 1

SAMPLE RESULTS SUMMARY

A summary report is not provided.

Please refer to the individual sample results data in Section 3.

Gamma Spectroscopy Results

PAI 713 Rev 8

Method Blank Results

Lab Name: Paragon Analytics
Work Order Number: 0408124
Client Name: New World Technologies
ClientProject ID: Ravenna GA00563

Lab ID: GS040830-3MB

Sample Matrix: SOIL
Prep SOP: PAI 739 Rev 8
Date Collected: 30-Aug-04
Date Prepared: 30-Aug-04
Date Analyzed: 15-Sep-04

Prep Batch: GS040830-3
QCBatchID: GS040830-3-1
Run ID: GS040830-3A
Count Time: 30 minutes

Final Aliquot: 500 g
Result Units: pCi/g
File Name: 040343D09A

Library: FANP

CASNO	Target Nuclide	Result +/- 2 s TPU	MDC	Lab Qualifier
14331-83-0	Ac-228	-0.05 +/- 0.12	0.25	U
14391-76-5	Ag-110m	0.014 +/- 0.027	0.047	U
14682-66-7	Al-26	-0.023 +/- 0.040	0.093	U
14596-10-2	Am-241	0.16 +/- 0.69	1.23	U
13966-02-4	Be-7	-0.08 +/- 0.22	0.44	U
14913-49-6	Bi-212	-0.03 +/- 0.32	0.66	U
14733-03-0	Bi-214	0.071 +/- 0.076	0.120	U,J
13982-30-4	Ce-139	0.016 +/- 0.025	0.041	U
14762-78-8	Ce-144	-0.01 +/- 0.14	0.26	U
14093-03-9	Co-56	-0.029 +/- 0.051	0.114	U
13981-50-5	Co-57	0.009 +/- 0.023	0.040	U
13981-38-9	Co-58	-0.009 +/- 0.026	0.054	U
10198-40-0	Co-60	-0.010 +/- 0.036	0.077	U
14392-02-0	Cr-51	-0.05 +/- 0.22	0.41	U
13967-70-9	Cs-134	-0.005 +/- 0.031	0.059	U

Comments:

Qualifiers/Flags:

U - Result is less than the sample specific MDC or less than the associated TPU
Y1 - Chemical Yield is in control at 100-110%. Quantitative Yield is assumed.
Y2 - Chemical Yield outside default limits.
LT - Result is less than Requested MDC, greater than sample specific MDC.
SQ - Spectral quality prevents accurate quantitation.
SI - Nuclide identification and/or quantitation is tentative.
TI - Nuclide identification is tentative.
R - Nuclide has exceeded 8 halflives.
M - Requested MDC not met.
B - Analyte concentration greater than MDC.
B3 - Analyte concentration greater than MDC but less than Requested MDC.

Abbreviations:

TPU - Total Propagated Uncertainty (see PAI SOP 743)
MDC - Minimum Detectable Concentration (see PAI SOP 709)
BDL - Below Detection Limit

Data Package ID: *GSS0408124-1*

Gamma Spectroscopy Results

PAI 713 Rev 8

Method Blank Results

Lab Name: Paragon Analytics
Work Order Number: 0408124
Client Name: New World Technologies
ClientProject ID: Ravenna GA00563

Lab ID: GS040830-3MB

Sample Matrix: SOIL
Prep SOP: PAI 739 Rev 8
Date Collected: 30-Aug-04
Date Prepared: 30-Aug-04
Date Analyzed: 15-Sep-04

Prep Batch: GS040830-3
QCBatchID: GS040830-3-1
Run ID: GS040830-3A
Count Time: 30 minutes

Final Aliquot: 500 g
Result Units: pCi/g
File Name: 040343D09A

Library: FANP

CASNO	Target Nuclide	Result +/- 2 s TPU	MDC	Lab Qualifier
14331-83-0	Ac-228	-0.05 +/- 0.12	0.25	U
14391-76-5	Ag-110m	0.014 +/- 0.027	0.047	U
14682-66-7	Al-26	-0.023 +/- 0.040	0.093	U
14596-10-2	Am-241	0.16 +/- 0.69	1.23	U
13966-02-4	Be-7	-0.08 +/- 0.22	0.44	U
14913-49-6	Bi-212	-0.03 +/- 0.32	0.66	U
14733-03-0	Bi-214	0.071 +/- 0.076	0.120	U,J
13982-30-4	Ce-139	0.016 +/- 0.025	0.041	U
14762-78-8	Ce-144	-0.01 +/- 0.14	0.26	U
14093-03-9	Co-56	-0.029 +/- 0.051	0.114	U
13981-50-5	Co-57	0.009 +/- 0.023	0.040	U
13981-38-9	Co-58	-0.009 +/- 0.026	0.054	U
10198-40-0	Co-60	-0.010 +/- 0.036	0.077	U
14392-02-0	Cr-51	-0.05 +/- 0.22	0.41	U
13967-70-9	Cs-134	-0.005 +/- 0.031	0.059	U

Comments:

Qualifiers/Flags:

U - Result is less than the sample specific MDC or less than the associated TPU
Y1 - Chemical Yield is in control at 100-110%. Quantitative Yield is assumed.
Y2 - Chemical Yield outside default limits.
LT - Result is less than Requested MDC, greater than sample specific MDC.
SQ - Spectral quality prevents accurate quantitation.
SI - Nuclide identification and/or quantitation is tentative.
TI - Nuclide identification is tentative.
R - Nuclide has exceeded 8 halflives.
M - Requested MDC not met.
B - Analyte concentration greater than MDC.
B3 - Analyte concentration greater than MDC but less than Requested MDC.

Abbreviations:

TPU - Total Propagated Uncertainty (see PAI SOP 743)
MDC - Minimum Detectable Concentration (see PAI SOP 709)
BDL - Below Detection Limit

Data Package ID: *GSS0408124-1*

000005

Gamma Spectroscopy Results

PAI 713 Rev 8

Method Blank Results

Lab Name: Paragon Analytics
Work Order Number: 0408124
Client Name: New World Technologies
ClientProject ID: Ravenna GA00563

Lab ID: GS040830-3MB

Sample Matrix: SOIL
Prep SOP: PAI 739 Rev 8
Date Collected: 30-Aug-04
Date Prepared: 30-Aug-04
Date Analyzed: 15-Sep-04

Prep Batch: GS040830-3
QCBatchID: GS040830-3-1
Run ID: GS040830-3A
Count Time: 30 minutes

Final Aliquot: 500 g
Result Units: pCi/g
File Name: 040343D09A

Library: FANP

CASNO	Target Nuclide	Result +/- 2 s TPU	MDC	Lab Qualifier
10045-97-3	Cs-137	-0.025 +/- 0.030	0.065	U
14683-23-9	Eu-152	0.07 +/- 0.20	0.37	U
15585-10-1	Eu-154	-0.06 +/- 0.17	0.36	U
14391-16-3	Eu-155	0.06 +/- 0.12	0.20	U
14596-12-4	Fe-59	-0.004 +/- 0.054	0.111	U
10043-66-0	I-131	-0.013 +/- 0.024	0.050	U
13966-00-2	K-40	-0.12 +/- 0.46	0.93	U
13966-31-9	Mn-54	0.006 +/- 0.029	0.054	U
13966-32-0	Na-22	0.013 +/- 0.027	0.048	U
14681-63-1	Nb-94	-0.014 +/- 0.035	0.069	U
13967-76-5	Nb-95	0.023 +/- 0.023	0.035	U
15100-28-4	Pa-234m	3.9 +/- 6.2	10.4	U
15092-94-1	Pb-212	-0.028 +/- 0.049	0.096	U
15067-28-4	Pb-214	-0.002 +/- 0.060	0.112	U,J
13967-48-1	Ru-106	0.13 +/- 0.27	0.47	U

Comments:

Qualifiers/Flags:

U - Result is less than the sample specific MDC or less than the associated TPU
Y1 - Chemical Yield is in control at 100-110%. Quantitative Yield is assumed.
Y2 - Chemical Yield outside default limits.
LT - Result is less than Requested MDC, greater than sample specific MDC.
SQ - Spectral quality prevents accurate quantitation.
SI - Nuclide identification and/or quantitation is tentative.
TI - Nuclide identification is tentative.
R - Nuclide has exceeded 8 halflives.
M - Requested MDC not met.
B - Analyte concentration greater than MDC.
B3 - Analyte concentration greater than MDC but less than Requested MDC.

Abbreviations:

TPU - Total Propagated Uncertainty (see PAI SOP 743)
MDC - Minimum Detectable Concentration (see PAI SOP 709)
BDL - Below Detection Limit

Data Package ID: *GSS0408124-1*

Gamma Spectroscopy Results

PAI 713 Rev 8

Method Blank Results

Lab Name: Paragon Analytics
Work Order Number: 0408124
Client Name: New World Technologies
ClientProject ID: Ravenna GA00563

Lab ID: GS040830-3MB

Sample Matrix: SOIL
Prep SOP: PAI 739 Rev 8
Date Collected: 30-Aug-04
Date Prepared: 30-Aug-04
Date Analyzed: 15-Sep-04

Prep Batch: GS040830-3
QCBatchID: GS040830-3-1
Run ID: GS040830-3A
Count Time: 30 minutes

Final Aliquot: 500 g
Result Units: pCi/g
File Name: 040343D09A

Library: FANP

CASNO	Target Nuclide	Result +/- 2 s TPU	MDC	Lab Qualifier
14683-10-4	Sb-124	-0.005 +/- 0.030	0.058	U
14234-35-6	Sb-125	0.041 +/- 0.075	0.128	U
13967-63-0	Sc-46	0.007 +/- 0.028	0.052	U
15623-47-9	Th-227	-0.17 +/- 0.17	0.35	U
15065-10-8	Th-234	0.24 +/- 0.68	1.18	U
14913-50-9	Tl-208	0.014 +/- 0.032	0.056	U
15117-96-1	U-235	0.04 +/- 0.15	0.27	U
13982-39-3	Zn-65	0.002 +/- 0.076	0.148	U

Comments:

Qualifiers/Flags:

U - Result is less than the sample specific MDC or less than the associated TPU
Y1 - Chemical Yield is in control at 100-110%. Quantitative Yield is assumed.
Y2 - Chemical Yield outside default limits.
LT - Result is less than Requested MDC, greater than sample specific MDC.
SQ - Spectral quality prevents accurate quantitation.
SI - Nuclide identification and/or quantitation is tentative.
TI - Nuclide identification is tentative.
R - Nuclide has exceeded 8 halflives.
M - Requested MDC not met.
B - Analyte concentration greater than MDC.
B3 - Analyte concentration greater than MDC but less than Requested MDC.

Abbreviations:

TPU - Total Propagated Uncertainty (see PAI SOP 743)
MDC - Minimum Detectable Concentration (see PAI SOP 709)
BDL - Below Detection Limit

Data Package ID: *GSS0408124-1*

Gamma Spectroscopy Results

PAI 713 Rev 8

Laboratory Control Sample(s)

Lab Name: Paragon Analytics
Work Order Number: 0408124
Client Name: New World Technologies
ClientProject ID: Ravenna GA00563

Lab ID: GS040830-3LCS

Library: ANALYTICAL

Sample Matrix: SOIL
Prep SOP: PAI 739 Rev 8
Date Collected: 30-Aug-04
Date Prepared: 30-Aug-04
Date Analyzed: 15-Sep-04

Prep Batch: GS040830-3
QCBatchID: GS040830-3-1
Run ID: GS040830-3A
Count Time: 30 minutes

Final Aliquot: 500 g
Result Units: pCi/g
File Name: 041787D04A

CASNO	Target Nuclide	Results +/- 2s TPU	MDC	Spike Added	% Rec	Control Limits	Lab Qualifier
14596-10-2	Am-241	212 +/- 25	4	212	100	85 - 115	P
10198-40-0	Co-60	112 +/- 13	0	116	96.3	85 - 115	P
10045-97-3	Cs-137	87 +/- 10	1	85.2	102	85 - 115	P

Comments:

Qualifiers/Flags:

U - Result is less than the sample specific MDC or less than the associated TPU
LT - Result is less than Requested MDC, greater than sample specific MDC.
Y1 - Chemical Yield is in control at 100-110%. Quantitative Yield is assumed.
Y2 - Chemical Yield outside default limits.
L - LCS Recovery below lower control limit.
H - LCS Recovery above upper control limit.
P - LCS Recovery within control limits.
M - The requested MDC was not met.
M3 - The requested MDC was not met, but thereported activity is greater than the reported MDC.

Abbreviations:

TPU - Total Propagated Uncertainty (see PAI SOP 743)
MDC - Minimum Detectable Concentration (see PAI SOP 709)

SQ - Spectral quality prevents accurate quantitation.
SI - Nuclide identification and/or quantitation is tentative.
TI - Nuclide identification is tentative.
R - Nuclide has exceeded 8 halflives.

Data Package ID: *GSS0408124-1*

Gamma Spectroscopy Results

PAI 713 Rev 8

Duplicate Sample Results (DER)

Lab Name: Paragon Analytics
Work Order Number: 0408124
Client Name: New World Technologies
ClientProject ID: Ravenna GA00563

Field ID: SU2-E3
Lab ID: 0408124-1DUP

Library: FANP

Sample Matrix: SOIL
Prep SOP: PAI 739 Rev 8
Date Collected: 10-Aug-04
Date Prepared: 30-Aug-04
Date Analyzed: 15-Sep-04

Prep Batch: GS040830-3
QCBatchID: GS040830-3-1
Run ID: GS040830-3A
Count Time: 30 minutes
Report Basis: Dry Weight

Final Aliquot: 281 g
Prep Basis: Dry Weight
Moisture(%): NA
Result Units: pCi/g
File Name: 042225D01A

CASNO	Analyte	Sample Result +/- 2s TPU	Duplicate Result +/- 2s TPU	DER	Control Limit	Lab Qualifiers
14331-83-0	Ac-228	1.85 +/- 0.47	1.96 +/- 0.48	0.16	2.13	G
14391-76-5	Ag-110m	-0.05 +/- 0.11	-0.02 +/- 0.13	0.15	2.13	U,G
14682-66-7	Al-26	-0.026 +/- 0.085	-0.04 +/- 0.11	0.11	2.13	U,G
14596-10-2	Am-241	-0.02 +/- 0.16	-0.54 +/- 0.80	0.63	2.13	U,G
13966-02-4	Be-7	0.8 +/- 1.2	0.3 +/- 1.1	0.33	2.13	U,G
14913-49-6	Bi-212	3.0 +/- 1.8	3.4 +/- 1.8	0.18	2.13	G
14733-03-0	Bi-214	0.76 +/- 0.29	0.84 +/- 0.28	0.22	2.13	G,J
13982-30-4	Ce-139	-0.004 +/- 0.071	0.026 +/- 0.084	0.26	2.13	U,G
14762-78-8	Ce-144	0.40 +/- 0.45	-0.18 +/- 0.51	0.85	2.13	U,G
14093-03-9	Co-56	0.05 +/- 0.25	0.08 +/- 0.18	0.11	2.13	U,G
13981-50-5	Co-57	-0.024 +/- 0.055	0.003 +/- 0.064	0.32	2.13	U,G
13981-38-9	Co-58	-0.03 +/- 0.11	0 +/- 0.10	0.20	2.13	U,G
10198-40-0	Co-60	0.093 +/- 0.089	-0.020 +/- 0.071	1.00	2.13	U,G
14392-02-0	Cr-51	0.5 +/- 1.6	1.1 +/- 1.6	0.28	2.13	U,G
13967-70-9	Cs-134	0.014 +/- 0.096	0.059 +/- 0.090	0.34	2.13	U,G
10045-97-3	Cs-137	0.05 +/- 0.12	0.12 +/- 0.13	0.43	2.13	U,G
14683-23-9	Eu-152	0.26 +/- 0.53	-0.04 +/- 0.60	0.38	2.13	U,G

Comments:

Duplicate Qualifiers/Flags:

U - Result is less than the sample specific MDC.
Y1 - Chemical Yield is in control at 100-110%. Quantitative yield is assumed.
Y2 - Chemical Yield outside default limits.
W - DER is greater than Warning Limit of 1.42
D - DER is greater than Control Limit of 2.13
LT - Result is less than Request MDC, greater than sample specific MDC
M - Requested MDC not met.
M3 - The requested MDC was not met, but the reported activity is greater than the reported MDC.
L - LCS Recovery below lower control limit.
H - LCS Recovery above upper control limit.
P - LCS, Matrix Spike Recovery within control limits.
N - Matrix Spike Recovery outside control limits
SQ - Spectral quality prevents accurate quantitation.
SI - Nuclide identification and/or quantitation is tentative.
TI - Nuclide identification is tentative.
R - Nuclide has exceeded 8 halflives.
G - Sample density differs by more than 15% of LCS density.

Abbreviations:

TPU - Total Propagated Uncertainty (see PAI SOP 743)
DER - Duplicate Error Ratio
BDL - Below Detection Limit
NR - Not Reported

Data Package ID: *GSS0408124-1*

Gamma Spectroscopy Results

PAI 713 Rev 8

Duplicate Sample Results (DER)

Lab Name: Paragon Analytics
Work Order Number: 0408124
Client Name: New World Technologies
ClientProject ID: Ravenna GA00563

Field ID: SU2-E3
Lab ID: 0408124-1DUP

Library: FANP

Sample Matrix: SOIL
Prep SOP: PAI 739 Rev 8
Date Collected: 10-Aug-04
Date Prepared: 30-Aug-04
Date Analyzed: 15-Sep-04

Prep Batch: GS040830-3
QCBatchID: GS040830-3-1
Run ID: GS040830-3A
Count Time: 30 minutes
Report Basis: Dry Weight

Final Aliquot: 281 g
Prep Basis: Dry Weight
Moisture(%): NA
Result Units: pCi/g
File Name: 042225D01A

15585-10-1	Eu-154	-0.06 +/- 0.44	-0.16 +/- 0.49	0.16	2.13	U,G
14391-16-3	Eu-155	0.12 +/- 0.20	0.14 +/- 0.30	0.05	2.13	U,G
14596-12-4	Fe-59	-0.09 +/- 0.23	0.04 +/- 0.31	0.33	2.13	U,G
10043-66-0	I-131	-0.5 +/- 1.6	0.3 +/- 2.0	0.33	2.13	U,G
13966-00-2	K-40	5.3 +/- 2.0	6.4 +/- 2.2	0.37	2.13	G
13966-31-9	Mn-54	-0.013 +/- 0.096	0 +/- 0.11	0.09	2.13	U,G
13966-32-0	Na-22	-0.12 +/- 0.13	0 +/- 0.10	0.72	2.13	U,G
14681-63-1	Nb-94	0.08 +/- 0.10	0.023 +/- 0.096	0.38	2.13	U,G
13967-76-5	Nb-95	-0.024 +/- 0.099	0.10 +/- 0.15	0.67	2.13	U,G
15100-28-4	Pa-234m	7 +/- 13	-3 +/- 16	0.50	2.13	U,G
15092-94-1	Pb-212	2.08 +/- 0.39	2.84 +/- 0.46	1.28	2.13	G
15067-28-4	Pb-214	0.72 +/- 0.21	0.88 +/- 0.26	0.49	2.13	G,J
13967-48-1	Ru-106	0.29 +/- 0.88	0.8 +/- 1.1	0.34	2.13	U,G
14683-10-4	Sb-124	0.09 +/- 0.14	0.11 +/- 0.12	0.13	2.13	U,G
14234-35-6	Sb-125	0.06 +/- 0.21	-0.14 +/- 0.25	0.61	2.13	U,G
13967-63-0	Sc-46	0.074 +/- 0.093	0.03 +/- 0.12	0.26	2.13	U,G
15623-47-9	Th-227	-7 +/- 14	-3 +/- 17	0.18	2.13	U,G
15065-10-8	Th-234	1.4 +/- 1.0	-1.2 +/- 1.8	1.21	2.13	U,G
14913-50-9	Tl-208	0.73 +/- 0.20	0.74 +/- 0.21	0.04	2.13	G

Comments:

Duplicate Qualifiers/Flags:

U - Result is less than the sample specific MDC.
Y1 - Chemical Yield is in control at 100-110%. Quantitative yield is assumed.
Y2 - Chemical Yield outside default limits.
W - DER is greater than Warning Limit of 1.42
D - DER is greater than Control Limit of 2.13
LT - Result is less than Request MDC, greater than sample specific MDC
M - Requested MDC not met.
M3 - The requested MDC was not met, but the reported activity is greater than the reported MDC.
L - LCS Recovery below lower control limit.
H - LCS Recovery above upper control limit.
P - LCS, Matrix Spike Recovery within control limits.
N - Matrix Spike Recovery outside control limits
SQ - Spectral quality prevents accurate quantitation.
SI - Nuclide identification and/or quantitation is tentative.
TI - Nuclide identification is tentative.
R - Nuclide has exceeded 8 halflives.
G - Sample density differs by more than 15% of LCS density.

Abbreviations:

TPU - Total Propagated Uncertainty (see PAI SOP 743)
DER - Duplicate Error Ratio
BDL - Below Detection Limit
NR - Not Reported

Data Package ID: *GSS0408124-1*

Gamma Spectroscopy Results

PAI 713 Rev 8

Duplicate Sample Results (DER)

Lab Name: Paragon Analytics
Work Order Number: 0408124
Client Name: New World Technologies
ClientProject ID: Ravenna GA00563

Field ID: SU2-E3
Lab ID: 0408124-1DUP

Library: FANP

Sample Matrix: SOIL
Prep SOP: PAI 739 Rev 8
Date Collected: 10-Aug-04
Date Prepared: 30-Aug-04
Date Analyzed: 15-Sep-04

Prep Batch: GS040830-3
QCBatchID: GS040830-3-1
Run ID: GS040830-3A
Count Time: 30 minutes
Report Basis: Dry Weight

Final Aliquot: 281 g
Prep Basis: Dry Weight
Moisture(%): NA
Result Units: pCi/g
File Name: 042225D01A

15117-96-1	U-235	0.12 +/- 0.41	0.29 +/- 0.54	0.25	2.13	U,G
13982-39-3	Zn-65	-0.13 +/- 0.25	-0.32 +/- 0.28	0.50	2.13	U,G

Comments:

Duplicate Qualifiers/Flags:

U - Result is less than the sample specific MDC.
Y1 - Chemical Yield is in control at 100-110%. Quantitative yield is assumed.
Y2 - Chemical Yield outside default limits.
W - DER is greater than Warning Limit of 1.42
D - DER is greater than Control Limit of 2.13
LT - Result is less than Request MDC, greater than sample specific MDC
M - Requested MDC not met.
M3 - The requested MDC was not met, but the reported activity is greater than the reported MDC.
L - LCS Recovery below lower control limit.
H - LCS Recovery above upper control limit.
P - LCS, Matrix Spike Recovery within control limits.
N - Matrix Spike Recovery outside control limits
SQ - Spectral quality prevents accurate quantitation.
SI - Nuclide identification and/or quantitation is tentative.
TI - Nuclide identification is tentative.
R - Nuclide has exceeded 8 halflives.
G - Sample density differs by more than 15% of LCS density.

Abbreviations:

TPU - Total Propagated Uncertainty (see PAI SOP 743)
DER - Duplicate Error Ratio
BDL - Below Detection Limit
NR - Not Reported

Data Package ID: *GSS0408124-1*

Gamma Spectroscopy Results

PAI 713 Rev 8

Duplicate Sample Results (DER)

Lab Name: Paragon Analytics
Work Order Number: 0408124
Client Name: New World Technologies
ClientProject ID: Ravenna GA00563

Field ID: SU1-D3
Lab ID: 0408124-11DUP

Library: FANP

Sample Matrix: SOIL
Prep SOP: PAI 739 Rev 8
Date Collected: 10-Aug-04
Date Prepared: 30-Aug-04
Date Analyzed: 15-Sep-04

Prep Batch: GS040830-3
QCBatchID: GS040830-3-1
Run ID: GS040830-3A
Count Time: 30 minutes
Report Basis: Dry Weight

Final Aliquot: 239 g
Prep Basis: Dry Weight
Moisture(%): NA
Result Units: pCi/g
File Name: 042227D01A

CASNO	Analyte	Sample Result +/- 2s TPU	Duplicate Result +/- 2s TPU	DER	Control Limit	Lab Qualifiers
14331-83-0	Ac-228	1.41 +/- 0.30	1.95 +/- 0.60	0.80	2.13	G
14391-76-5	Ag-110m	-0.12 +/- 0.11	-0.30 +/- 0.22	0.74	2.13	U,G
14682-66-7	Al-26	0.047 +/- 0.060	0.030 +/- 0.080	0.16	2.13	U,G
14596-10-2	Am-241	0.01 +/- 0.46	0.01 +/- 0.84	0.01	2.13	U,G
13966-02-4	Be-7	0.44 +/- 0.83	0.5 +/- 1.3	0.06	2.13	U,G
14913-49-6	Bi-212	1.09 +/- 0.74	2.1 +/- 2.0	0.47	2.13	U,G
14733-03-0	Bi-214	1.52 +/- 0.28	1.87 +/- 0.48	0.62	2.13	G,J
13982-30-4	Ce-139	0.023 +/- 0.069	-0.051 +/- 0.099	0.62	2.13	U,G
14762-78-8	Ce-144	0.17 +/- 0.45	0.18 +/- 0.56	0.02	2.13	U,G
14093-03-9	Co-56	0.08 +/- 0.15	0.09 +/- 0.25	0.05	2.13	U,G
13981-50-5	Co-57	0.010 +/- 0.054	-0.003 +/- 0.071	0.16	2.13	U,G
13981-38-9	Co-58	-0.105 +/- 0.082	0.07 +/- 0.14	1.08	2.13	U,G
10198-40-0	Co-60	-0.051 +/- 0.063	0.019 +/- 0.097	0.60	2.13	U,G
14392-02-0	Cr-51	-0.3 +/- 1.2	-0.7 +/- 1.8	0.21	2.13	U,G
13967-70-9	Cs-134	0.072 +/- 0.057	0.03 +/- 0.14	0.28	2.13	U,G
10045-97-3	Cs-137	1.38 +/- 0.22	1.44 +/- 0.30	0.18	2.13	G
14683-23-9	Eu-152	0.25 +/- 0.34	0.46 +/- 0.53	0.33	2.13	U,G

Comments:

Duplicate Qualifiers/Flags:

U - Result is less than the sample specific MDC.
Y1 - Chemical Yield is in control at 100-110%. Quantitative yield is assumed.
Y2 - Chemical Yield outside default limits.
W - DER is greater than Warning Limit of 1.42
D - DER is greater than Control Limit of 2.13
LT - Result is less than Request MDC, greater than sample specific MDC
M - Requested MDC not met.
M3 - The requested MDC was not met, but the reported activity is greater than the reported MDC.
L - LCS Recovery below lower control limit.
H - LCS Recovery above upper control limit.
P - LCS, Matrix Spike Recovery within control limits.
N - Matrix Spike Recovery outside control limits
SQ - Spectral quality prevents accurate quantitation.
SI - Nuclide identification and/or quantitation is tentative.
TI - Nuclide identification is tentative.
R - Nuclide has exceeded 8 halflives.
G - Sample density differs by more than 15% of LCS density.

Abbreviations:

TPU - Total Propagated Uncertainty (see PAI SOP 743)
DER - Duplicate Error Ratio
BDL - Below Detection Limit
NR - Not Reported

Data Package ID: *GSS0408124-1*

Gamma Spectroscopy Results

PAI 713 Rev 8

Duplicate Sample Results (DER)

Lab Name: Paragon Analytics
Work Order Number: 0408124
Client Name: New World Technologies
ClientProject ID: Ravenna GA00563

Field ID: SU1-D3
Lab ID: 0408124-11DUP

Library: FANP

Sample Matrix: SOIL
Prep SOP: PAI 739 Rev 8
Date Collected: 10-Aug-04
Date Prepared: 30-Aug-04
Date Analyzed: 15-Sep-04

Prep Batch: GS040830-3
QCBatchID: GS040830-3-1
Run ID: GS040830-3A
Count Time: 30 minutes
Report Basis: Dry Weight

Final Aliquot: 239 g
Prep Basis: Dry Weight
Moisture(%): NA
Result Units: pCi/g
File Name: 042227D01A

15585-10-1	Eu-154	0.01 +/- 0.33	0.31 +/- 0.63	0.43	2.13	U,G
14391-16-3	Eu-155	0.25 +/- 0.26	0.21 +/- 0.34	0.09	2.13	U,G
14598-12-4	Fe-59	0.13 +/- 0.17	-0.03 +/- 0.36	0.41	2.13	U,G
10043-66-0	I-131	-1.3 +/- 1.4	-1.3 +/- 2.2	0.00	2.13	U,G
13966-00-2	K-40	6.5 +/- 1.5	4.1 +/- 2.2	0.93	2.13	G
13966-31-9	Mn-54	-0.024 +/- 0.071	-0.08 +/- 0.11	0.45	2.13	U,G
13966-32-0	Na-22	0.028 +/- 0.065	-0.02 +/- 0.11	0.34	2.13	U,G
14681-63-1	Nb-94	-0.048 +/- 0.066	0.06 +/- 0.11	0.83	2.13	U,G
13967-76-5	Nb-95	0.113 +/- 0.092	-0.07 +/- 0.17	0.93	2.13	U,G
15100-28-4	Pa-234m	-2 +/- 11	11 +/- 19	0.60	2.13	U,G
15092-94-1	Pb-212	1.59 +/- 0.28	1.73 +/- 0.35	0.30	2.13	G
15067-28-4	Pb-214	1.69 +/- 0.28	1.98 +/- 0.39	0.61	2.13	G,J
13967-48-1	Ru-106	0.20 +/- 0.62	-0.4 +/- 1.1	0.49	2.13	U,G
14683-10-4	Sb-124	0.02 +/- 0.10	-0.06 +/- 0.15	0.41	2.13	U,G
14234-35-6	Sb-125	0.14 +/- 0.18	0.26 +/- 0.32	0.33	2.13	U,G
13967-63-0	Sc-46	-0.022 +/- 0.078	-0.07 +/- 0.12	0.32	2.13	U,G
15623-47-9	Th-227	-1.28 +/- 0.81	-0.30 +/- 0.90	0.80	2.13	U,G
15065-10-8	Th-234	1.4 +/- 1.5	0.3 +/- 2.0	0.43	2.13	U,G
14913-50-9	Tl-208	0.48 +/- 0.11	0.52 +/- 0.16	0.18	2.13	G

Comments:

Duplicate Qualifiers/Flags:

U - Result is less than the sample specific MDC.
Y1 - Chemical Yield is in control at 100-110%. Quantitative yield is assumed.
Y2 - Chemical Yield outside default limits.
W - DER is greater than Warning Limit of 1.42
D - DER is greater than Control Limit of 2.13
LT - Result is less than Request MDC, greater than sample specific MDC
M - Requested MDC not met.
M3 - The requested MDC was not met, but the reported activity is greater than the reported MDC.
L - LCS Recovery below lower control limit.
H - LCS Recovery above upper control limit.
P - LCS, Matrix Spike Recovery within control limits.
N - Matrix Spike Recovery outside control limits
SQ - Spectral quality prevents accurate quantitation.
SI - Nuclide identification and/or quantitation is tentative.
TI - Nuclide identification is tentative.
R - Nuclide has exceeded 8 halflives.
G - Sample density differs by more than 15% of LCS density.

Abbreviations:

TPU - Total Propagated Uncertainty (see PAI SOP 743)
DER - Duplicate Error Ratio
BDL - Below Detection Limit
NR - Not Reported

Data Package ID: *GSS0408124-1*

Gamma Spectroscopy Results

PAI 713 Rev 8

Duplicate Sample Results (DER)

Lab Name: Paragon Analytics
Work Order Number: 0408124
Client Name: New World Technologies
ClientProject ID: Ravenna GA00563

Field ID: SU1-D3
Lab ID: 0408124-11DUP

Library: FANP

Sample Matrix: SOIL
Prep SOP: PAI 739 Rev 8
Date Collected: 10-Aug-04
Date Prepared: 30-Aug-04
Date Analyzed: 15-Sep-04

Prep Batch: GS040830-3
QCBatchID: GS040830-3-1
Run ID: GS040830-3A
Count Time: 30 minutes
Report Basis: Dry Weight

Final Aliquot: 239 g
Prep Basis: Dry Weight
Moisture(%): NA
Result Units: pCi/g
File Name: 042227D01A

15117-96-1	U-235	0.13 +/- 0.43	0.35 +/- 0.65	0.29	2.13	U,G
13982-39-3	Zn-65	0.30 +/- 0.29	-0.42 +/- 0.30	1.72	2.13	U,W,G

Comments:

Duplicate Qualifiers/Flags:

U - Result is less than the sample specific MDC.
Y1 - Chemical Yield is in control at 100-110%. Quantitative yield is assumed.
Y2 - Chemical Yield outside default limits.
W - DER is greater than Warning Limit of 1.42
D - DER is greater than Control Limit of 2.13
LT - Result is less than Request MDC, greater than sample specific MDC
M - Requested MDC not met.
M3 - The requested MDC was not met, but the reported activity is greater than the reported MDC.
L - LCS Recovery below lower control limit.
H - LCS Recovery above upper control limit.
P - LCS, Matrix Spike Recovery within control limits.
N - Matrix Spike Recovery outside control limits
SQ - Spectral quality prevents accurate quantitation.
SI - Nuclide identification and/or quantitation is tentative.
TI - Nuclide identification is tentative.
R - Nuclide has exceeded 8 halflives.
G - Sample density differs by more than 15% of LCS density.

Abbreviations:

TPU - Total Propagated Uncertainty (see PAI SOP 743)
DER - Duplicate Error Ratio
BDL - Below Detection Limit
NR - Not Reported

Data Package ID: *GSS0408124-1*

PARAGON ANALYTICS
Radiochemistry Data Package

3

Section 3

INDIVIDUAL SAMPLE RESULTS

Gamma Spectroscopy Results

PAI 713 Rev 8

Sample Results

Lab Name: Paragon Analytics
Work Order Number: 0408124
Client Name: New World Technologies
ClientProject ID: Ravenna GA00563

Field ID: SU2-E3
Lab ID: 0408124-1

Library: FANP

Sample Matrix: SOIL
Prep SOP: PAI 739 Rev 8
Date Collected: 10-Aug-04
Date Prepared: 30-Aug-04
Date Analyzed: 15-Sep-04

Prep Batch: GS040830-3
QCBatchID: GS040830-3-1
Run ID: GS040830-3A
Count Time: 30 minutes
Report Basis: Dry Weight

Final Aliquot: 281 g
Prep Basis: Dry Weight
Moisture(%): NA
Result Units: pCi/g
File Name: 041603D07A

CASNO	Target Nuclide	Result +/- 2 s TPU	MDC	Lab Qualifier
14331-83-0	Ac-228	1.85 +/- 0.47	0.59	G
14391-76-5	Ag-110m	-0.05 +/- 0.11	0.22	U,G
14682-66-7	Al-26	-0.026 +/- 0.085	0.203	U,G
14596-10-2	Am-241	-0.02 +/- 0.16	0.28	U,G
13966-02-4	Be-7	0.8 +/- 1.2	2.0	U,G
14913-49-6	Bi-212	3.0 +/- 1.8	2.4	G,TI
14733-03-0	Bi-214	0.76 +/- 0.29	0.34	G,J
13982-30-4	Ce-139	-0.004 +/- 0.071	0.128	U,G
14762-78-8	Ce-144	0.40 +/- 0.45	0.72	U,G
14093-03-9	Co-56	0.05 +/- 0.25	0.46	U,G
13981-50-5	Co-57	-0.024 +/- 0.055	0.102	U,G
13981-38-9	Co-58	-0.03 +/- 0.11	0.23	U,G
10198-40-0	Co-60	0.093 +/- 0.089	0.124	U,G
14392-02-0	Cr-51	0.5 +/- 1.6	2.7	U,G
13967-70-9	Cs-134	0.014 +/- 0.096	0.174	U,G

Comments:

Qualifiers/Flags:

U - Result is less than the sample specific MDC or less than the associated TPU

Y1 - Chemical Yield is in control at 100-110%. Quantitative Yield is assumed.

Y2 - Chemical Yield outside default limits.

LT - Result is less than Requested MDC, greater than sample specific MDC.

M3 - The requested MDC was not met, but the reported activity is greater than the reported MDC.

M - The requested MDC was not met.

SQ - Spectral quality prevents accurate quantitation.

SI - Nuclide identification and/or quantitation is tentative.

TI - Nuclide identification is tentative.

R - Nuclide has exceeded 8 halflives.

G - Sample density differs by more than 15% of LCS density.

Abbreviations:

TPU - Total Propagated Uncertainty (see PAI SOP 743)

MDC - Minimum Detectable Concentration (see PAI SOP 709)

BDL - Below Detection Limit

Data Package ID: *GSS0408124-1*

Gamma Spectroscopy Results

PAI 713 Rev 8

Sample Results

Lab Name: Paragon Analytics
Work Order Number: 0408124
Client Name: New World Technologies
ClientProject ID: Ravenna GA00563

Field ID: SU2-E3
Lab ID: 0408124-1

Library: FANP

Sample Matrix: SOIL
Prep SOP: PAI 739 Rev 8
Date Collected: 10-Aug-04
Date Prepared: 30-Aug-04
Date Analyzed: 15-Sep-04

Prep Batch: GS040830-3
QCBatchID: GS040830-3-1
Run ID: GS040830-3A
Count Time: 30 minutes
Report Basis: Dry Weight

Final Aliquot: 281 g
Prep Basis: Dry Weight
Moisture(%): NA
Result Units: pCi/g
File Name: 041603D07A

CASNO	Target Nuclide	Result +/- 2 s TPU	MDC	Lab Qualifier
10045-97-3	Cs-137	0.05 +/- 0.12	0.21	U,G
14683-23-9	Eu-152	0.26 +/- 0.53	0.93	U,G
15585-10-1	Eu-154	-0.06 +/- 0.44	0.91	U,G
14391-16-3	Eu-155	0.12 +/- 0.20	0.33	U,G
14596-12-4	Fe-59	-0.09 +/- 0.23	0.51	U,G
10043-66-0	I-131	-0.5 +/- 1.6	3.1	U,G
13966-00-2	K-40	5.3 +/- 2.0	1.9	G
13966-31-9	Mn-54	-0.013 +/- 0.096	0.188	U,G
13966-32-0	Na-22	-0.12 +/- 0.13	0.28	U,G
14681-63-1	Nb-94	0.08 +/- 0.10	0.17	U,G
13967-76-5	Nb-95	-0.024 +/- 0.099	0.204	U,G
15100-28-4	Pa-234m	7 +/- 13	23	U,G
15092-94-1	Pb-212	2.08 +/- 0.39	0.32	G
15067-28-4	Pb-214	0.72 +/- 0.21	0.27	G,J
13967-48-1	Ru-106	0.29 +/- 0.88	1.56	U,G

Comments:

Qualifiers/Flags:

U - Result is less than the sample specific MDC or less than the associated TPU

Y1 - Chemical Yield is in control at 100-110%. Quantitative Yield is assumed.

Y2 - Chemical Yield outside default limits.

LT - Result is less than Requested MDC, greater than sample specific MDC.

M3 - The requested MDC was not met, but the reported activity is greater than the reported MDC.

M - The requested MDC was not met.

SQ - Spectral quality prevents accurate quantitation.

SI - Nuclide identification and/or quantitation is tentative.

TI - Nuclide identification is tentative.

R - Nuclide has exceeded 8 halflives.

G - Sample density differs by more than 15% of LCS density.

Abbreviations:

TPU - Total Propagated Uncertainty (see PAI SOP 743)

MDC - Minimum Detectable Concentration (see PAI SOP 709)

BDL - Below Detection Limit

Data Package ID: *GSS0408124-1*

Gamma Spectroscopy Results

PAI 713 Rev 8

Sample Results

Lab Name: Paragon Analytics
Work Order Number: 0408124
Client Name: New World Technologies
ClientProject ID: Ravenna GA00563

Field ID: SU2-E3
Lab ID: 0408124-1

Library: FANP

Sample Matrix: SOIL
Prep SOP: PAI 739 Rev 8
Date Collected: 10-Aug-04
Date Prepared: 30-Aug-04
Date Analyzed: 15-Sep-04

Prep Batch: GS040830-3
QCBatchID: GS040830-3-1
Run ID: GS040830-3A
Count Time: 30 minutes
Report Basis: Dry Weight

Final Aliquot: 281 g
Prep Basis: Dry Weight
Moisture(%): NA
Result Units: pCi/g
File Name: 041603D07A

CASNO	Target Nuclide	Result +/- 2 s TPU	MDC	Lab Qualifier
14683-10-4	Sb-124	0.09 +/- 0.14	0.24	U,G
14234-35-6	Sb-125	0.06 +/- 0.21	0.37	U,G
13967-63-0	Sc-46	0.074 +/- 0.093	0.149	U,G
15623-47-9	Th-227	-7 +/- 14	24	U,G
15065-10-8	Th-234	1.4 +/- 1.0	2.2	U,G
14913-50-9	Tl-208	0.73 +/- 0.20	0.18	G
15117-96-1	U-235	0.12 +/- 0.41	0.70	U,G
13982-39-3	Zn-65	-0.13 +/- 0.25	0.51	U,G

Comments:

Qualifiers/Flags:

U - Result is less than the sample specific MDC or less than the associated TPU

Y1 - Chemical Yield is in control at 100-110%. Quantitative Yield is assumed.

Y2 - Chemical Yield outside default limits.

LT - Result is less than Requested MDC, greater than sample specific MDC.

M3 - The requested MDC was not met, but the reported activity is greater than the reported MDC.

M - The requested MDC was not met.

SQ - Spectral quality prevents accurate quantitation.

SI - Nuclide identification and/or quantitation is tentative.

TI - Nuclide identification is tentative.

R - Nuclide has exceeded 8 halflives.

G - Sample density differs by more than 15% of LCS density.

Abbreviations:

TPU - Total Propagated Uncertainty (see PAI SOP 743)

MDC - Minimum Detectable Concentration (see PAI SOP 709)

BDL - Below Detection Limit

Data Package ID: *GSS0408124-1*

Gamma Spectroscopy Results

PAI 713 Rev 8

Sample Duplicate Results

Lab Name: Paragon Analytics
Work Order Number: 0408124
Client Name: New World Technologies
ClientProject ID: Ravenna GA00563

Field ID: SU2-E3
Lab ID: 0408124-1DUP

Library: FANP

Sample Matrix: SOIL
Prep SOP: PAI 739 Rev 8
Date Collected: 10-Aug-04
Date Prepared: 30-Aug-04
Date Analyzed: 15-Sep-04

Prep Batch: GS040830-3
QCBatchID: GS040830-3-1
Run ID: GS040830-3A
Count Time: 30 minutes
Report Basis: Dry Weight

Final Aliquot: 281 g
Prep Basis: Dry Weight
Moisture(%): NA
Result Units: pCi/g
File Name: 042225D01A

CASNO	Target Nuclide	Result +/- 2 s TPU	MDC	Lab Qualifier
14331-83-0	Ac-228	1.96 +/- 0.48	0.67	G
14391-76-5	Ag-110m	-0.02 +/- 0.13	0.24	U,G
14682-66-7	Al-26	-0.04 +/- 0.11	0.24	U,G
14596-10-2	Am-241	-0.54 +/- 0.80	1.50	U,G
13966-02-4	Be-7	0.3 +/- 1.1	1.9	U,G
14913-49-6	Bi-212	3.4 +/- 1.8	2.4	G
14733-03-0	Bi-214	0.84 +/- 0.28	0.30	G,J
13982-30-4	Ce-139	0.026 +/- 0.084	0.145	U,G
14762-78-8	Ce-144	-0.18 +/- 0.51	0.93	U,G
14093-03-9	Co-56	0.08 +/- 0.18	0.32	U,G
13981-50-5	Co-57	0.003 +/- 0.064	0.112	U,G
13981-38-9	Co-58	0 +/- 0.10	0.20	U,G
10198-40-0	Co-60	-0.020 +/- 0.071	0.160	U,G

Comments:

Qualifiers/Flags:

U - Result is less than the sample specific MDC or less than the associated TPU.
Y1 - Chemical Yield is in control at 100-110%. Quantitative yield is assumed.
Y2 - Chemical Yield outside default limits.
LT - Result is less than Requested MDC, greater than sample specific MDC.
M - The requested MDC was not met.
M3 - The requested MDC was not met, but thereported activity is greater than the reported MDC.
W - DER is greater than Warning Limit of 1.42
D - DER is greater than Control Limit of 2.13

SQ - Spectral quality prevents accurate quantitation.
SI - Nuclide identification and/or quantitation is tentative.
TI - Nuclide identification is tentative.
R - Nuclide has exceeded 8 halflives.
G - Sample density differs by more than 15% of LCS density.

Abbreviations:

TPU - Total Propagated Uncertainty (see PAI SOP 743)
MDC - Minimum Detectable Concentration (see PAI SOP 709)
BDL - Below Detection Limit

Data Package ID: *GSS0408124-1*

Gamma Spectroscopy Results

PAI 713 Rev 8

Sample Duplicate Results

Lab Name: Paragon Analytics
Work Order Number: 0408124
Client Name: New World Technologies
ClientProject ID: Ravenna GA00563

Field ID: SU2-E3
Lab ID: 0408124-1DUP

Library: FANP

Sample Matrix: SOIL
Prep SOP: PAI 739 Rev 8
Date Collected: 10-Aug-04
Date Prepared: 30-Aug-04
Date Analyzed: 15-Sep-04

Prep Batch: GS040830-3
QCBatchID: GS040830-3-1
Run ID: GS040830-3A
Count Time: 30 minutes
Report Basis: Dry Weight

Final Aliquot: 281 g
Prep Basis: Dry Weight
Moisture(%): NA
Result Units: pCi/g
File Name: 042225D01A

CASNO	Target Nuclide	Result +/- 2 s TPU	MDC	Lab Qualifier
14392-02-0	Cr-51	1.1 +/- 1.6	2.7	U,G
13967-70-9	Cs-134	0.059 +/- 0.090	0.151	U,G
10045-97-3	Cs-137	0.12 +/- 0.13	0.21	U,G
14683-23-9	Eu-152	-0.04 +/- 0.60	1.16	U,G
15585-10-1	Eu-154	-0.16 +/- 0.49	1.00	U,G
14391-16-3	Eu-155	0.14 +/- 0.30	0.51	U,G
14596-12-4	Fe-59	0.04 +/- 0.31	0.58	U,G
10043-66-0	I-131	0.3 +/- 2.0	3.6	U,G
13966-00-2	K-40	6.4 +/- 2.2	2.1	G
13966-31-9	Mn-54	0 +/- 0.11	0.20	U,G
13966-32-0	Na-22	0 +/- 0.10	0.20	U,G
14681-63-1	Nb-94	0.023 +/- 0.096	0.172	U,G
13967-76-5	Nb-95	0.10 +/- 0.15	0.25	U,G

Comments:

Qualifiers/Flags:

U - Result is less than the sample specific MDC or less than the associated TPU.
Y1 - Chemical Yield is in control at 100-110%. Quantitative yield is assumed.
Y2 - Chemical Yield outside default limits.
LT - Result is less than Requested MDC, greater than sample specific MDC.
M - The requested MDC was not met.
M3 - The requested MDC was not met, but thereported activity is greater than the reported MDC.
W - DER is greater than Warning Limit of 1.42
D - DER is greater than Control Limit of 2.13

SQ - Spectral quality prevents accurate quantitation.
SI - Nuclide identification and/or quantitation is tentative.
TI - Nuclide identification is tentative.
R - Nuclide has exceeded 8 halflives.
G - Sample density differs by more than 15% of LCS density.

Abbreviations:

TPU - Total Propagated Uncertainty (see PAI SOP 743)
MDC - Minimum Detectable Concentration (see PAI SOP 709)
BDL - Below Detection Limit

Data Package ID: *GSS0408124-1*

Gamma Spectroscopy Results

PAI 713 Rev 8

Sample Duplicate Results

Lab Name: Paragon Analytics
Work Order Number: 0408124
Client Name: New World Technologies
ClientProject ID: Ravenna GA00563

Field ID: SU2-E3
Lab ID: 0408124-1DUP

Library: FANP

Sample Matrix: SOIL
Prep SOP: PAI 739 Rev 8
Date Collected: 10-Aug-04
Date Prepared: 30-Aug-04
Date Analyzed: 15-Sep-04

Prep Batch: GS040830-3
QCBatchID: GS040830-3-1
Run ID: GS040830-3A
Count Time: 30 minutes
Report Basis: Dry Weight

Final Aliquot: 281 g
Prep Basis: Dry Weight
Moisture(%): NA
Result Units: pCi/g
File Name: 042225D01A

CASNO	Target Nuclide	Result +/- 2 s TPU	MDC	Lab Qualifier
15100-28-4	Pa-234m	-3 +/- 16	31	U,G
15092-94-1	Pb-212	2.84 +/- 0.46	0.26	G
15067-28-4	Pb-214	0.88 +/- 0.26	0.36	G,J
13967-48-1	Ru-106	0.8 +/- 1.1	1.8	U,G
14683-10-4	Sb-124	0.11 +/- 0.12	0.19	U,G
14234-35-6	Sb-125	-0.14 +/- 0.25	0.49	U,G
13967-63-0	Sc-46	0.03 +/- 0.12	0.22	U,G
15623-47-9	Th-227	-3 +/- 17	28	U,G
15065-10-8	Th-234	-1.2 +/- 1.8	3.3	U,G
14913-50-9	Tl-208	0.74 +/- 0.21	0.21	G
15117-96-1	U-235	0.29 +/- 0.54	0.91	U,G
13982-39-3	Zn-65	-0.32 +/- 0.28	0.60	U,G

Comments:

Qualifiers/Flags:

U - Result is less than the sample specific MDC or less than the associated TPU.
Y1 - Chemical Yield is in control at 100-110%. Quantitative yield is assumed.
Y2 - Chemical Yield outside default limits.
LT - Result is less than Requested MDC, greater than sample specific MDC.
M - The requested MDC was not met.
M3 - The requested MDC was not met, but thereported activity is greater than the reported MDC.
W - DER is greater than Warning Limit of 1.42
D - DER is greater than Control Limit of 2.13

SQ - Spectral quality prevents accurate quantitation.
SI - Nuclide identification and/or quantitation is tentative.
TI - Nuclide identification is tentative.
R - Nuclide has exceeded 8 halflives.
G - Sample density differs by more than 15% of LCS density.

Abbreviations:

TPU - Total Propagated Uncertainty (see PAI SOP 743)
MDC - Minimum Detectable Concentration (see PAI SOP 709)
BDL - Below Detection Limit

Data Package ID: *GSS0408124-1*

Gamma Spectroscopy Results

PAI 713 Rev 8

Sample Results

Lab Name: Paragon Analytics
Work Order Number: 0408124
Client Name: New World Technologies
ClientProject ID: Ravenna GA00563

Field ID: SU2-F3
Lab ID: 0408124-2

Library: FANP

Sample Matrix: SOIL
Prep SOP: PAI 739 Rev 8
Date Collected: 10-Aug-04
Date Prepared: 30-Aug-04
Date Analyzed: 15-Sep-04

Prep Batch: GS040830-3
QCBatchID: GS040830-3-1
Run ID: GS040830-3A
Count Time: 30 minutes
Report Basis: Dry Weight

Final Aliquot: 339 g
Prep Basis: Dry Weight
Moisture(%): NA
Result Units: pCi/g
File Name: 041572D08A

CASNO	Target Nuclide	Result +/- 2 s TPU	MDC	Lab Qualifier
14331-83-0	Ac-228	1.46 +/- 0.37	0.46	G
14391-76-5	Ag-110m	0.039 +/- 0.070	0.120	U,G
14682-66-7	Al-26	-0.036 +/- 0.066	0.156	U,G
14596-10-2	Am-241	-0.04 +/- 0.13	0.24	U,G
13966-02-4	Be-7	-0.46 +/- 0.87	1.68	U,G
14913-49-6	Bi-212	1.6 +/- 1.4	2.1	U,G
14733-03-0	Bi-214	0.81 +/- 0.24	0.25	G,J
13982-30-4	Ce-139	-0.018 +/- 0.056	0.102	U,G
14762-78-8	Ce-144	-0.03 +/- 0.30	0.54	U,G
14093-03-9	Co-56	0.02 +/- 0.21	0.39	U,G
13981-50-5	Co-57	0.014 +/- 0.039	0.068	U,G
13981-38-9	Co-58	0.049 +/- 0.074	0.123	U,G
10198-40-0	Co-60	-0.034 +/- 0.079	0.165	U,G
14392-02-0	Cr-51	-1.2 +/- 1.2	2.4	U,G
13967-70-9	Cs-134	0.007 +/- 0.098	0.172	U,G

Comments:

Qualifiers/Flags:

U - Result is less than the sample specific MDC or less than the associated TPU

Y1 - Chemical Yield is in control at 100-110%. Quantitative Yield is assumed.

Y2 - Chemical Yield outside default limits.

LT - Result is less than Requested MDC, greater than sample specific MDC.

M3 - The requested MDC was not met, but the reported activity is greater than the reported MDC.

M - The requested MDC was not met.

SQ - Spectral quality prevents accurate quantitation.

SI - Nuclide identification and/or quantitation is tentative.

TI - Nuclide identification is tentative.

R - Nuclide has exceeded 8 halflives.

G - Sample density differs by more than 15% of LCS density.

Abbreviations:

TPU - Total Propagated Uncertainty (see PAI SOP 743)

MDC - Minimum Detectable Concentration (see PAI SOP 709)

BDL - Below Detection Limit

Data Package ID: *GSS0408124-1*

Gamma Spectroscopy Results

PAI 713 Rev 8

Sample Results

Lab Name: Paragon Analytics
Work Order Number: 0408124
Client Name: New World Technologies
ClientProject ID: Ravenna GA00563

Field ID: SU2-F3
Lab ID: 0408124-2

Library: FANP

Sample Matrix: SOIL
Prep SOP: PAI 739 Rev 8
Date Collected: 10-Aug-04
Date Prepared: 30-Aug-04
Date Analyzed: 15-Sep-04

Prep Batch: GS040830-3
QCBatchID: GS040830-3-1
Run ID: GS040830-3A
Count Time: 30 minutes
Report Basis: Dry Weight

Final Aliquot: 339 g
Prep Basis: Dry Weight
Moisture(%): NA
Result Units: pCi/g
File Name: 041572D08A

CASNO	Target Nuclide	Result +/- 2 s TPU	MDC	Lab Qualifier
10045-97-3	Cs-137	-0.026 +/- 0.069	0.136	U,G
14683-23-9	Eu-152	0.19 +/- 0.30	0.50	U,G
15585-10-1	Eu-154	-0.13 +/- 0.42	0.83	U,G
14391-16-3	Eu-155	0.08 +/- 0.14	0.24	U,G
14596-12-4	Fe-59	-0.07 +/- 0.25	0.49	U,G
10043-66-0	I-131	-1.0 +/- 1.2	2.5	U,G
13966-00-2	K-40	8.4 +/- 2.0	1.2	G
13966-31-9	Mn-54	0 +/- 0.072	0.136	U,G
13966-32-0	Na-22	0.048 +/- 0.065	0.106	U,G
14681-63-1	Nb-94	-0.016 +/- 0.070	0.133	U,G
13967-76-5	Nb-95	0.06 +/- 0.11	0.18	U,G
15100-28-4	Pa-234m	9 +/- 11	17	U,G
15092-94-1	Pb-212	1.58 +/- 0.29	0.23	G
15067-28-4	Pb-214	0.79 +/- 0.20	0.22	G,J
13967-48-1	Ru-106	-0.95 +/- 0.75	1.55	U,G

Comments:

Qualifiers/Flags:

U - Result is less than the sample specific MDC or less than the associated TPU

Y1 - Chemical Yield is in control at 100-110%. Quantitative Yield is assumed.

Y2 - Chemical Yield outside default limits.

LT - Result is less than Requested MDC, greater than sample specific MDC.

M3 - The requested MDC was not met, but the reported activity is greater than the reported MDC.

M - The requested MDC was not met.

SQ - Spectral quality prevents accurate quantitation.

SI - Nuclide identification and/or quantitation is tentative.

TI - Nuclide identification is tentative.

R - Nuclide has exceeded 8 halflives.

G - Sample density differs by more than 15% of LCS density.

Abbreviations:

TPU - Total Propagated Uncertainty (see PAI SOP 743)

MDC - Minimum Detectable Concentration (see PAI SOP 709)

BDL - Below Detection Limit

Data Package ID: *GSS0408124-1*

Gamma Spectroscopy Results

PAI 713 Rev 8

Sample Results

Lab Name: Paragon Analytics
Work Order Number: 0408124
Client Name: New World Technologies
ClientProject ID: Ravenna GA00563

Field ID: SU2-F3
Lab ID: 0408124-2

Library: FANP

Sample Matrix: SOIL
Prep SOP: PAI 739 Rev 8
Date Collected: 10-Aug-04
Date Prepared: 30-Aug-04
Date Analyzed: 15-Sep-04

Prep Batch: GS040830-3
QCBatchID: GS040830-3-1
Run ID: GS040830-3A
Count Time: 30 minutes
Report Basis: Dry Weight

Final Aliquot: 339 g
Prep Basis: Dry Weight
Moisture(%): NA
Result Units: pCi/g
File Name: 041572D08A

CASNO	Target Nuclide	Result +/- 2 s TPU	MDC	Lab Qualifier
14683-10-4	Sb-124	0.059 +/- 0.086	0.142	U,G
14234-35-6	Sb-125	0.12 +/- 0.16	0.31	U,G
13967-63-0	Sc-46	-0.004 +/- 0.055	0.116	U,G
15623-47-9	Th-227	-0.04 +/- 0.46	0.82	U,G
15065-10-8	Th-234	1.7 +/- 1.0	1.5	G,TI
14913-50-9	Tl-208	0.47 +/- 0.14	0.14	G
15117-96-1	U-235	0.01 +/- 0.31	0.55	U,G
13982-39-3	Zn-65	-0.29 +/- 0.21	0.45	U,G

Comments:

Qualifiers/Flags:

U - Result is less than the sample specific MDC or less than the associated TPU

Y1 - Chemical Yield is in control at 100-110%. Quantitative Yield is assumed.

Y2 - Chemical Yield outside default limits.

LT - Result is less than Requested MDC, greater than sample specific MDC.

M3 - The requested MDC was not met, but the reported activity is greater than the reported MDC.

M - The requested MDC was not met.

SQ - Spectral quality prevents accurate quantitation.

SI - Nuclide identification and/or quantitation is tentative.

TI - Nuclide identification is tentative.

R - Nuclide has exceeded 8 halflives.

G - Sample density differs by more than 15% of LCS density.

Abbreviations:

TPU - Total Propagated Uncertainty (see PAI SOP 743)

MDC - Minimum Detectable Concentration (see PAI SOP 709)

BDL - Below Detection Limit

Data Package ID: *GSS0408124-1*

Gamma Spectroscopy Results

PAI 713 Rev 8

Sample Results

Lab Name: Paragon Analytics
Work Order Number: 0408124
Client Name: New World Technologies
ClientProject ID: Ravenna GA00563

Field ID: SU2-F4
Lab ID: 0408124-3

Library: FANP

Sample Matrix: SOIL
Prep SOP: PAI 739 Rev 8
Date Collected: 10-Aug-04
Date Prepared: 30-Aug-04
Date Analyzed: 15-Sep-04

Prep Batch: GS040830-3
QCBatchID: GS040830-3-1
Run ID: GS040830-3A
Count Time: 30 minutes
Report Basis: Dry Weight

Final Aliquot: 278 g
Prep Basis: Dry Weight
Moisture(%): NA
Result Units: pCi/g
File Name: 040340D09A

CASNO	Target Nuclide	Result +/- 2 s TPU	MDC	Lab Qualifier
14331-83-0	Ac-228	0.97 +/- 0.33	0.41	LT,G
14391-76-5	Ag-110m	-0.022 +/- 0.062	0.123	U,G
14682-66-7	Al-26	-0.014 +/- 0.068	0.149	U,G
14596-10-2	Am-241	-0.1 +/- 1.6	2.9	U,G
13966-02-4	Be-7	0.27 +/- 0.77	1.36	U,G
14913-49-6	Bi-212	2.0 +/- 1.1	1.5	G,TI
14733-03-0	Bi-214	0.62 +/- 0.23	0.29	G,J
13982-30-4	Ce-139	0.017 +/- 0.075	0.131	U,G
14762-78-8	Ce-144	0.23 +/- 0.43	0.73	U,G
14093-03-9	Co-56	0.28 +/- 0.22	0.32	U,G
13981-50-5	Co-57	0.050 +/- 0.065	0.106	U,G
13981-38-9	Co-58	-0.035 +/- 0.084	0.171	U,G
10198-40-0	Co-60	-0.012 +/- 0.078	0.158	U,G
14392-02-0	Cr-51	0 +/- 1.2	2.2	U,G
13967-70-9	Cs-134	-0.047 +/- 0.081	0.154	U,G

Comments:

Qualifiers/Flags:

U - Result is less than the sample specific MDC or less than the associated TPU

Y1 - Chemical Yield is in control at 100-110%. Quantitative Yield is assumed.

Y2 - Chemical Yield outside default limits.

LT - Result is less than Requested MDC, greater than sample specific MDC.

M3 - The requested MDC was not met, but the reported activity is greater than the reported MDC.

M - The requested MDC was not met.

SQ - Spectral quality prevents accurate quantitation.

SI - Nuclide identification and/or quantitation is tentative.

TI - Nuclide identification is tentative.

R - Nuclide has exceeded 8 halflives.

G - Sample density differs by more than 15% of LCS density.

Abbreviations:

TPU - Total Propagated Uncertainty (see PAI SOP 743)

MDC - Minimum Detectable Concentration (see PAI SOP 709)

BDL - Below Detection Limit

Data Package ID: *GSS0408124-1*

Gamma Spectroscopy Results

PAI 713 Rev 8

Sample Results

Lab Name: Paragon Analytics
Work Order Number: 0408124
Client Name: New World Technologies
ClientProject ID: Ravenna GA00563

Field ID: SU2-F4
Lab ID: 0408124-3

Library: FANP

Sample Matrix: SOIL
Prep SOP: PAI 739 Rev 8
Date Collected: 10-Aug-04
Date Prepared: 30-Aug-04
Date Analyzed: 15-Sep-04

Prep Batch: GS040830-3
QCBatchID: GS040830-3-1
Run ID: GS040830-3A
Count Time: 30 minutes
Report Basis: Dry Weight

Final Aliquot: 278 g
Prep Basis: Dry Weight
Moisture(%): NA
Result Units: pCi/g
File Name: 040340D09A

CASNO	Target Nuclide	Result +/- 2 s TPU	MDC	Lab Qualifier
10045-97-3	Cs-137	0.023 +/- 0.062	0.110	U,G
14683-23-9	Eu-152	-0.20 +/- 0.43	0.90	U,G
15585-10-1	Eu-154	-0.16 +/- 0.35	0.73	U,G
14391-16-3	Eu-155	0.17 +/- 0.31	0.52	U,G
14596-12-4	Fe-59	-0.05 +/- 0.23	0.46	U,G
10043-66-0	I-131	0.3 +/- 1.4	2.5	U,G
13966-00-2	K-40	7.6 +/- 2.1	1.8	G
13966-31-9	Mn-54	-0.002 +/- 0.077	0.145	U,G
13966-32-0	Na-22	0 +/- 0.069	0.137	U,G
14681-63-1	Nb-94	-0.046 +/- 0.069	0.139	U,G
13967-76-5	Nb-95	-0.04 +/- 0.11	0.22	U,G
15100-28-4	Pa-234m	1 +/- 10	20	U,G
15092-94-1	Pb-212	1.04 +/- 0.26	0.28	G
15067-28-4	Pb-214	0.81 +/- 0.20	0.25	G,J
13967-48-1	Ru-106	0.15 +/- 0.71	1.26	U,G

Comments:

Qualifiers/Flags:

U - Result is less than the sample specific MDC or less than the associated TPU

Y1 - Chemical Yield is in control at 100-110%. Quantitative Yield is assumed.

Y2 - Chemical Yield outside default limits.

LT - Result is less than Requested MDC, greater than sample specific MDC.

M3 - The requested MDC was not met, but the reported activity is greater than the reported MDC.

M - The requested MDC was not met.

SQ - Spectral quality prevents accurate quantitation.

SI - Nuclide identification and/or quantitation is tentative.

TI - Nuclide identification is tentative.

R - Nuclide has exceeded 8 halflives.

G - Sample density differs by more than 15% of LCS density.

Abbreviations:

TPU - Total Propagated Uncertainty (see PAI SOP 743)

MDC - Minimum Detectable Concentration (see PAI SOP 709)

BDL - Below Detection Limit

Data Package ID: *GSS0408124-1*

Gamma Spectroscopy Results

PAI 713 Rev 8

Sample Results

Lab Name: Paragon Analytics
Work Order Number: 0408124
Client Name: New World Technologies
ClientProject ID: Ravenna GA00563

Field ID: SU2-F4
Lab ID: 0408124-3

Library: FANP

Sample Matrix: SOIL
Prep SOP: PAI 739 Rev 8
Date Collected: 10-Aug-04
Date Prepared: 30-Aug-04
Date Analyzed: 15-Sep-04

Prep Batch: GS040830-3
QCBatchID: GS040830-3-1
Run ID: GS040830-3A
Count Time: 30 minutes
Report Basis: Dry Weight

Final Aliquot: 278 g
Prep Basis: Dry Weight
Moisture(%): NA
Result Units: pCi/g
File Name: 040340D09A

CASNO	Target Nuclide	Result +/- 2 s TPU	MDC	Lab Qualifier
14683-10-4	Sb-124	0.02 +/- 0.12	0.20	U,G
14234-35-6	Sb-125	0.11 +/- 0.20	0.34	U,G
13967-63-0	Sc-46	-0.076 +/- 0.097	0.202	U,G
15623-47-9	Th-227	-0.03 +/- 0.78	1.35	U,G
15065-10-8	Th-234	-0.9 +/- 2.0	3.6	U,G
14913-50-9	Tl-208	0.24 +/- 0.11	0.14	G
15117-96-1	U-235	0.43 +/- 0.45	0.72	U,G
13982-39-3	Zn-65	-0.14 +/- 0.23	0.46	U,G

Comments:

Qualifiers/Flags:

U - Result is less than the sample specific MDC or less than the associated TPU

Y1 - Chemical Yield is in control at 100-110%. Quantitative Yield is assumed.

Y2 - Chemical Yield outside default limits.

LT - Result is less than Requested MDC, greater than sample specific MDC.

M3 - The requested MDC was not met, but the reported activity is greater than the reported MDC.

M - The requested MDC was not met.

SQ - Spectral quality prevents accurate quantitation.

SI - Nuclide identification and/or quantitation is tentative.

TI - Nuclide identification is tentative.

R - Nuclide has exceeded 8 halflives.

G - Sample density differs by more than 15% of LCS density.

Abbreviations:

TPU - Total Propagated Uncertainty (see PAI SOP 743)

MDC - Minimum Detectable Concentration (see PAI SOP 709)

BDL - Below Detection Limit

Data Package ID: *GSS0408124-1*

Gamma Spectroscopy Results

PAI 713 Rev 8

Sample Results

Lab Name: Paragon Analytics
Work Order Number: 0408124
Client Name: New World Technologies
ClientProject ID: Ravenna GA00563

Field ID: SU2-E4
Lab ID: 0408124-4

Library: FANP

Sample Matrix: SOIL
Prep SOP: PAI 739 Rev 8
Date Collected: 10-Aug-04
Date Prepared: 30-Aug-04
Date Analyzed: 15-Sep-04

Prep Batch: GS040830-3
QCBatchID: GS040830-3-1
Run ID: GS040830-3A
Count Time: 30 minutes
Report Basis: Dry Weight

Final Aliquot: 272 g
Prep Basis: Dry Weight
Moisture(%): NA
Result Units: pCi/g
File Name: 041530D03A

CASNO	Target Nuclide	Result +/- 2 s TPU	MDC	Lab Qualifier
14331-83-0	Ac-228	2.61 +/- 0.42	0.35	G
14391-76-5	Ag-110m	-0.036 +/- 0.091	0.165	U,G
14682-66-7	Al-26	0.012 +/- 0.061	0.111	U,G
14596-10-2	Am-241	0.12 +/- 0.45	0.76	U,G
13966-02-4	Be-7	0.21 +/- 0.72	1.23	U,G
14913-49-6	Bi-212	2.20 +/- 0.93	1.20	G
14733-03-0	Bi-214	1.25 +/- 0.24	0.24	G,J
13982-30-4	Ce-139	0.031 +/- 0.068	0.114	U,G
14762-78-8	Ce-144	0.06 +/- 0.45	0.76	U,G
14093-03-9	Co-56	0.06 +/- 0.14	0.24	U,G
13981-50-5	Co-57	0.058 +/- 0.056	0.090	U,G
13981-38-9	Co-58	-0.023 +/- 0.069	0.128	U,G
10198-40-0	Co-60	0.018 +/- 0.050	0.087	U,G
14392-02-0	Cr-51	-0.6 +/- 1.1	2.0	U,G
13967-70-9	Cs-134	0.144 +/- 0.064	0.082	G,TI

Comments:

Qualifiers/Flags:

U - Result is less than the sample specific MDC or less than the associated TPU

Y1 - Chemical Yield is in control at 100-110%. Quantitative Yield is assumed.

Y2 - Chemical Yield outside default limits.

LT - Result is less than Requested MDC, greater than sample specific MDC.

M3 - The requested MDC was not met, but the reported activity is greater than the reported MDC.

M - The requested MDC was not met.

SQ - Spectral quality prevents accurate quantitation.

SI - Nuclide Identification and/or quantitation is tentative.

TI - Nuclide Identification is tentative.

R - Nuclide has exceeded 8 halflives.

G - Sample density differs by more than 15% of LCS density.

Abbreviations:

TPU - Total Propagated Uncertainty (see PAI SOP 743)

MDC - Minimum Detectable Concentration (see PAI SOP 709)

BDL - Below Detection Limit

Data Package ID: *GSS0408124-1*

Gamma Spectroscopy Results

PAI 713 Rev 8

Sample Results

Lab Name: Paragon Analytics
Work Order Number: 0408124
Client Name: New World Technologies
ClientProject ID: Ravenna GA00563

Field ID: SU2-E4
Lab ID: 0408124-4

Library: FANP

Sample Matrix: SOIL
Prep SOP: PAI 739 Rev 8
Date Collected: 10-Aug-04
Date Prepared: 30-Aug-04
Date Analyzed: 15-Sep-04

Prep Batch: GS040830-3
QCBatchID: GS040830-3-1
Run ID: GS040830-3A
Count Time: 30 minutes
Report Basis: Dry Weight

Final Aliquot: 272 g
Prep Basis: Dry Weight
Moisture(%): NA
Result Units: pCi/g
File Name: 041530D03A

CASNO	Target Nuclide	Result +/- 2 s TPU	MDC	Lab Qualifier
10045-97-3	Cs-137	0.44 +/- 0.10	0.10	G
14683-23-9	Eu-152	0.08 +/- 0.32	0.56	U,G
15585-10-1	Eu-154	-0.30 +/- 0.31	0.60	U,G
14391-16-3	Eu-155	-0.01 +/- 0.24	0.42	U,G
14596-12-4	Fe-59	-0.11 +/- 0.18	0.34	U,G
10043-66-0	I-131	0.2 +/- 1.2	2.2	U,G
13966-00-2	K-40	6.2 +/- 1.4	1.1	G
13966-31-9	Mn-54	0.018 +/- 0.068	0.117	U,G
13966-32-0	Na-22	0.044 +/- 0.065	0.108	U,G
14681-63-1	Nb-94	0.027 +/- 0.064	0.109	U,G
13967-76-5	Nb-95	-0.07 +/- 0.12	0.21	U,G
15100-28-4	Pa-234m	4.7 +/- 9.3	15.8	U,G
15092-94-1	Pb-212	3.00 +/- 0.42	0.22	G
15067-28-4	Pb-214	1.60 +/- 0.26	0.23	G,J
13967-48-1	Ru-106	-0.48 +/- 0.57	1.06	U,G

Comments:

Qualifiers/Flags:

U - Result is less than the sample specific MDC or less than the associated TPU

Y1 - Chemical Yield is in control at 100-110%. Quantitative Yield is assumed.

Y2 - Chemical Yield outside default limits.

LT - Result is less than Requested MDC, greater than sample specific MDC.

M3 - The requested MDC was not met, but the reported activity is greater than the reported MDC.

M - The requested MDC was not met.

SQ - Spectral quality prevents accurate quantitation.

SI - Nuclide identification and/or quantitation is tentative.

TI - Nuclide identification is tentative.

R - Nuclide has exceeded 8 halflives.

G - Sample density differs by more than 15% of LCS density.

Abbreviations:

TPU - Total Propagated Uncertainty (see PAI SOP 743)

MDC - Minimum Detectable Concentration (see PAI SOP 709)

BDL - Below Detection Limit

Data Package ID: *GSS0408124-1*

Gamma Spectroscopy Results

PAI 713 Rev 8

Sample Results

Lab Name: Paragon Analytics
Work Order Number: 0408124
Client Name: New World Technologies
ClientProject ID: Ravenna GA00563

Field ID: SU2-E4
Lab ID: 0408124-4

Library: FANP

Sample Matrix: SOIL
Prep SOP: PAI 739 Rev 8
Date Collected: 10-Aug-04
Date Prepared: 30-Aug-04
Date Analyzed: 15-Sep-04

Prep Batch: GS040830-3
QCBatchID: GS040830-3-1
Run ID: GS040830-3A
Count Time: 30 minutes
Report Basis: Dry Weight

Final Aliquot: 272 g
Prep Basis: Dry Weight
Moisture(%): NA
Result Units: pCi/g
File Name: 041530D03A

CASNO	Target Nuclide	Result +/- 2 s TPU	MDC	Lab Qualifier
14683-10-4	Sb-124	0.086 +/- 0.095	0.154	U,G
14234-35-6	Sb-125	0.04 +/- 0.15	0.28	U,G
13967-63-0	Sc-46	0.004 +/- 0.070	0.125	U,G
15623-47-9	Th-227	4 +/- 10	17	U,G
15065-10-8	Th-234	2.6 +/- 1.5	2.3	G,TI
14913-50-9	Tl-208	0.84 +/- 0.15	0.11	G
15117-96-1	U-235	-0.44 +/- 0.42	0.76	U,G
13982-39-3	Zn-65	0.07 +/- 0.26	0.44	U,G

Comments:

Qualifiers/Flags:

U - Result is less than the sample specific MDC or less than the associated TPU

Y1 - Chemical Yield is in control at 100-110%. Quantitative Yield is assumed.

Y2 - Chemical Yield outside default limits.

LT - Result is less than Requested MDC, greater than sample specific MDC.

M3 - The requested MDC was not met, but the reported activity is greater than the reported MDC.

M - The requested MDC was not met.

SQ - Spectral quality prevents accurate quantitation.

SI - Nuclide identification and/or quantitation is tentative.

TI - Nuclide identification is tentative.

R - Nuclide has exceeded 8 halflives.

G - Sample density differs by more than 15% of LCS density.

Abbreviations:

TPU - Total Propagated Uncertainty (see PAI SOP 743)

MDC - Minimum Detectable Concentration (see PAI SOP 709)

BDL - Below Detection Limit

Data Package ID: *GSS0408124-1*

Gamma Spectroscopy Results

PAI 713 Rev 8

Sample Results

Lab Name: Paragon Analytics
Work Order Number: 0408124
Client Name: New World Technologies
ClientProject ID: Ravenna GA00563

Field ID: SU2-E5
Lab ID: 0408124-5

Library: FANP

Sample Matrix: SOIL
Prep SOP: PAI 739 Rev 8
Date Collected: 10-Aug-04
Date Prepared: 30-Aug-04
Date Analyzed: 15-Sep-04

Prep Batch: GS040830-3
QCBatchID: GS040830-3-1
Run ID: GS040830-3A
Count Time: 30 minutes
Report Basis: Dry Weight

Final Aliquot: 291 g
Prep Basis: Dry Weight
Moisture(%): NA
Result Units: pCi/g
File Name: 041784D04A

CASNO	Target Nuclide	Result +/- 2 s TPU	MDC	Lab Qualifier
14331-83-0	Ac-228	1.66 +/- 0.41	0.46	G
14391-76-5	Ag-110m	0.11 +/- 0.13	0.19	U,G
14682-66-7	Al-26	0.018 +/- 0.050	0.099	U,G
14596-10-2	Am-241	0.14 +/- 0.38	0.65	U,G
13966-02-4	Be-7	0.43 +/- 0.80	1.37	U,G
14913-49-6	Bi-212	1.0 +/- 1.2	2.0	U,G
14733-03-0	Bi-214	0.77 +/- 0.27	0.32	G,J
13982-30-4	Ce-139	-0.019 +/- 0.051	0.096	U,G
14762-78-8	Ce-144	-0.07 +/- 0.38	0.69	U,G
14093-03-9	Co-56	0.04 +/- 0.17	0.31	U,G
13981-50-5	Co-57	-0.015 +/- 0.048	0.088	U,G
13981-38-9	Co-58	0.02 +/- 0.10	0.18	U,G
10198-40-0	Co-60	0.009 +/- 0.072	0.139	U,G
14392-02-0	Cr-51	0.2 +/- 1.1	1.9	U,G
13967-70-9	Cs-134	0.075 +/- 0.092	0.133	U,G

Comments:

Qualifiers/Flags:

U - Result is less than the sample specific MDC or less than the associated TPU

Y1 - Chemical Yield is in control at 100-110%. Quantitative Yield is assumed.

Y2 - Chemical Yield outside default limits.

LT - Result is less than Requested MDC, greater than sample specific MDC.

M3 - The requested MDC was not met, but the reported activity is greater than the reported MDC.

M - The requested MDC was not met.

SQ - Spectral quality prevents accurate quantitation.

SI - Nuclide identification and/or quantitation is tentative.

TI - Nuclide identification is tentative.

R - Nuclide has exceeded 8 halflives.

G - Sample density differs by more than 15% of LCS density.

Abbreviations:

TPU - Total Propagated Uncertainty (see PAI SOP 743)

MDC - Minimum Detectable Concentration (see PAI SOP 709)

BDL - Below Detection Limit

Data Package ID: *GSS0408124-1*

Gamma Spectroscopy Results

PAI 713 Rev 8

Sample Results

Lab Name: Paragon Analytics
Work Order Number: 0408124
Client Name: New World Technologies
ClientProject ID: Ravenna GA00563

Field ID: SU2-E5
Lab ID: 0408124-5

Library: FANP

Sample Matrix: SOIL
Prep SOP: PAI 739 Rev 8
Date Collected: 10-Aug-04
Date Prepared: 30-Aug-04
Date Analyzed: 15-Sep-04

Prep Batch: GS040830-3
QCBatchID: GS040830-3-1
Run ID: GS040830-3A
Count Time: 30 minutes
Report Basis: Dry Weight

Final Aliquot: 291 g
Prep Basis: Dry Weight
Moisture(%): NA
Result Units: pCi/g
File Name: 041784D04A

CASNO	Target Nuclide	Result +/- 2 s TPU	MDC	Lab Qualifier
10045-97-3	Cs-137	0.17 +/- 0.11	0.16	G
14683-23-9	Eu-152	0.01 +/- 0.45	0.85	U,G
15585-10-1	Eu-154	-0.05 +/- 0.30	0.63	U,G
14391-16-3	Eu-155	-0.03 +/- 0.19	0.35	U,G
14596-12-4	Fe-59	0.12 +/- 0.20	0.33	U,G
10043-66-0	I-131	-0.9 +/- 1.3	2.6	U,G
13966-00-2	K-40	4.2 +/- 1.5	1.6	G
13966-31-9	Mn-54	-0.047 +/- 0.075	0.154	U,G
13966-32-0	Na-22	-0.008 +/- 0.086	0.168	U,G
14681-63-1	Nb-94	-0.004 +/- 0.067	0.126	U,G
13967-76-5	Nb-95	0 +/- 0.11	0.21	U,G
15100-28-4	Pa-234m	-1.4 +/- 9.8	19.9	U,G
15092-94-1	Pb-212	1.99 +/- 0.33	0.19	G
15067-28-4	Pb-214	0.83 +/- 0.22	0.28	G,J
13967-48-1	Ru-106	0.11 +/- 0.66	1.20	U,G

Comments:

Qualifiers/Flags:

U - Result is less than the sample specific MDC or less than the associated TPU

Y1 - Chemical Yield is in control at 100-110%. Quantitative Yield is assumed.

Y2 - Chemical Yield outside default limits.

LT - Result is less than Requested MDC, greater than sample specific MDC.

M3 - The requested MDC was not met, but the reported activity is greater than the reported MDC.

M - The requested MDC was not met.

SQ - Spectral quality prevents accurate quantitation.

SI - Nuclide identification and/or quantitation is tentative.

TI - Nuclide identification is tentative.

R - Nuclide has exceeded 8 halflives.

G - Sample density differs by more than 15% of LCS density.

Abbreviations:

TPU - Total Propagated Uncertainty (see PAI SOP 743)

MDC - Minimum Detectable Concentration (see PAI SOP 709)

BDL - Below Detection Limit

Data Package ID: *GSS0408124-1*

Gamma Spectroscopy Results

PAI 713 Rev 8

Sample Results

Lab Name: Paragon Analytics
Work Order Number: 0408124
Client Name: New World Technologies
ClientProject ID: Ravenna GA00563

Field ID: SU2-E5
Lab ID: 0408124-5

Library: FANP

Sample Matrix: SOIL
Prep SOP: PAI 739 Rev 8
Date Collected: 10-Aug-04
Date Prepared: 30-Aug-04
Date Analyzed: 15-Sep-04

Prep Batch: GS040830-3
QCBatchID: GS040830-3-1
Run ID: GS040830-3A
Count Time: 30 minutes
Report Basis: Dry Weight

Final Aliquot: 291 g
Prep Basis: Dry Weight
Moisture(%): NA
Result Units: pCi/g
File Name: 041784D04A

CASNO	Target Nuclide	Result +/- 2 s TPU	MDC	Lab Qualifier
14683-10-4	Sb-124	-0.024 +/- 0.094	0.180	U,G
14234-35-6	Sb-125	0.02 +/- 0.17	0.31	U,G
13967-63-0	Sc-46	-0.019 +/- 0.088	0.175	U,G
15623-47-9	Th-227	-0.02 +/- 0.37	0.66	U,G
15065-10-8	Th-234	0.6 +/- 1.0	1.7	U,G
14913-50-9	Tl-208	0.54 +/- 0.15	0.16	G
15117-96-1	U-235	0.12 +/- 0.34	0.58	U,G
13982-39-3	Zn-65	-0.15 +/- 0.21	0.42	U,G

Comments:

Qualifiers/Flags:

U - Result is less than the sample specific MDC or less than the associated TPU

Y1 - Chemical Yield is in control at 100-110%. Quantitative Yield is assumed.

Y2 - Chemical Yield outside default limits.

LT - Result is less than Requested MDC, greater than sample specific MDC.

M3 - The requested MDC was not met, but the reported activity is greater than the reported MDC.

M - The requested MDC was not met.

SQ - Spectral quality prevents accurate quantitation.

SI - Nuclide identification and/or quantitation is tentative.

TI - Nuclide identification is tentative.

R - Nuclide has exceeded 8 halflives.

G - Sample density differs by more than 15% of LCS density.

Abbreviations:

TPU - Total Propagated Uncertainty (see PAI SOP 743)

MDC - Minimum Detectable Concentration (see PAI SOP 709)

BDL - Below Detection Limit

Data Package ID: *GSS0408124-1*

Gamma Spectroscopy Results

PAI 713 Rev 8

Sample Results

Lab Name: Paragon Analytics
Work Order Number: 0408124
Client Name: New World Technologies
ClientProject ID: Ravenna GA00563

Field ID: SU2-F5
Lab ID: 0408124-6

Library: FANP

Sample Matrix: SOIL
Prep SOP: PAI 739 Rev 8
Date Collected: 10-Aug-04
Date Prepared: 30-Aug-04
Date Analyzed: 15-Sep-04

Prep Batch: GS040830-3
QCBatchID: GS040830-3-1
Run ID: GS040830-3A
Count Time: 30 minutes
Report Basis: Dry Weight

Final Aliquot: 320 g
Prep Basis: Dry Weight
Moisture(%): NA
Result Units: pCi/g
File Name: 042228D01A

CASNO	Target Nuclide	Result +/- 2 s TPU	MDC	Lab Qualifier
14331-83-0	Ac-228	0.27 +/- 0.36	0.59	U,G
14391-76-5	Ag-110m	-0.065 +/- 0.066	0.148	U,G
14682-66-7	Al-26	0.023 +/- 0.060	0.116	U,G
14596-10-2	Am-241	0.42 +/- 0.45	0.71	U,G
13966-02-4	Be-7	-0.60 +/- 0.74	1.56	U,G
14913-49-6	Bi-212	0.3 +/- 1.1	1.9	U,G
14733-03-0	Bi-214	0.19 +/- 0.17	0.26	U,G,J
13982-30-4	Ce-139	0.012 +/- 0.049	0.085	U,G
14762-78-8	Ce-144	-0.12 +/- 0.31	0.58	U,G
14093-03-9	Co-56	0.10 +/- 0.15	0.26	U,G
13981-50-5	Co-57	0.016 +/- 0.040	0.070	U,G
13981-38-9	Co-58	-0.06 +/- 0.10	0.22	U,G
10198-40-0	Co-60	0 +/- 0.083	0.166	U,G
14392-02-0	Cr-51	0.8 +/- 1.1	1.8	U,G
13967-70-9	Cs-134	-0.116 +/- 0.076	0.165	U,G

Comments:

Qualifiers/Flags:

U - Result is less than the sample specific MDC or less than the associated TPU

Y1 - Chemical Yield is in control at 100-110%. Quantitative Yield is assumed.

Y2 - Chemical Yield outside default limits.

LT - Result is less than Requested MDC, greater than sample specific MDC.

M3 - The requested MDC was not met, but the reported activity is greater than the reported MDC.

M - The requested MDC was not met.

SQ - Spectral quality prevents accurate quantitation.

SI - Nuclide identification and/or quantitation is tentative.

TI - Nuclide identification is tentative.

R - Nuclide has exceeded 8 halflives.

G - Sample density differs by more than 15% of LCS density.

Abbreviations:

TPU - Total Propagated Uncertainty (see PAI SOP 743)

MDC - Minimum Detectable Concentration (see PAI SOP 709)

BDL - Below Detection Limit

Data Package ID: *GSS0408124-1*

Gamma Spectroscopy Results

PAI 713 Rev 8

Sample Results

Lab Name: Paragon Analytics
Work Order Number: 0408124
Client Name: New World Technologies
ClientProject ID: Ravenna GA00563

Field ID: SU2-F5
Lab ID: 0408124-6

Library: FANP

Sample Matrix: SOIL
Prep SOP: PAI 739 Rev 8
Date Collected: 10-Aug-04
Date Prepared: 30-Aug-04
Date Analyzed: 15-Sep-04

Prep Batch: GS040830-3
QCBatchID: GS040830-3-1
Run ID: GS040830-3A
Count Time: 30 minutes
Report Basis: Dry Weight

Final Aliquot: 320 g
Prep Basis: Dry Weight
Moisture(%): NA
Result Units: pCi/g
File Name: 042228D01A

CASNO	Target Nuclide	Result +/- 2 s TPU	MDC	Lab Qualifier
10045-97-3	Cs-137	-0.013 +/- 0.060	0.123	U,G
14683-23-9	Eu-152	0.06 +/- 0.39	0.76	U,G
15585-10-1	Eu-154	-0.09 +/- 0.32	0.70	U,G
14391-16-3	Eu-155	0.05 +/- 0.16	0.28	U,G
14596-12-4	Fe-59	0.10 +/- 0.22	0.38	U,G
10043-66-0	I-131	1.3 +/- 1.2	1.8	U,G
13966-00-2	K-40	5.2 +/- 1.7	1.4	G
13966-31-9	Mn-54	0.039 +/- 0.064	0.109	U,G
13966-32-0	Na-22	0.044 +/- 0.086	0.151	U,G
14681-63-1	Nb-94	0.003 +/- 0.077	0.143	U,G
13967-76-5	Nb-95	0.001 +/- 0.090	0.174	U,G
15100-28-4	Pa-234m	1.4 +/- 8.5	16.9	U,G
15092-94-1	Pb-212	0.30 +/- 0.14	0.19	G
15067-28-4	Pb-214	0.30 +/- 0.13	0.19	G,J
13967-48-1	Ru-106	0.49 +/- 0.67	1.10	U,G

Comments:

Qualifiers/Flags:

U - Result is less than the sample specific MDC or less than the associated TPU

Y1 - Chemical Yield is in control at 100-110%. Quantitative Yield is assumed.

Y2 - Chemical Yield outside default limits.

LT - Result is less than Requested MDC, greater than sample specific MDC.

M3 - The requested MDC was not met, but the reported activity is greater than the reported MDC.

M - The requested MDC was not met.

SQ - Spectral quality prevents accurate quantitation.

SI - Nuclide identification and/or quantitation is tentative.

TI - Nuclide identification is tentative.

R - Nuclide has exceeded 8 halflives.

G - Sample density differs by more than 15% of LCS density.

Abbreviations:

TPU - Total Propagated Uncertainty (see PAI SOP 743)

MDC - Minimum Detectable Concentration (see PAI SOP 709)

BDL - Below Detection Limit

Data Package ID: *GSS0408124-1*

Gamma Spectroscopy Results

PAI 713 Rev 8

Sample Results

Lab Name: Paragon Analytics
Work Order Number: 0408124
Client Name: New World Technologies
ClientProject ID: Ravenna GA00563

Field ID: SU2-F5
Lab ID: 0408124-6

Library: FANP

Sample Matrix: SOIL
Prep SOP: PAI 739 Rev 8
Date Collected: 10-Aug-04
Date Prepared: 30-Aug-04
Date Analyzed: 15-Sep-04

Prep Batch: GS040830-3
QCBatchID: GS040830-3-1
Run ID: GS040830-3A
Count Time: 30 minutes
Report Basis: Dry Weight

Final Aliquot: 320 g
Prep Basis: Dry Weight
Moisture(%): NA
Result Units: pCi/g
File Name: 042228D01A

CASNO	Target Nuclide	Result +/- 2 s TPU	MDC	Lab Qualifier
14683-10-4	Sb-124	-0.059 +/- 0.094	0.194	U,G
14234-35-6	Sb-125	-0.01 +/- 0.15	0.29	U,G
13967-63-0	Sc-46	-0.051 +/- 0.079	0.177	U,G
15623-47-9	Th-227	-0.10 +/- 0.51	0.92	U,G
15065-10-8	Th-234	1.4 +/- 1.1	1.7	U,G
14913-50-9	Tl-208	0.132 +/- 0.098	0.146	U,G
15117-96-1	U-235	0.12 +/- 0.34	0.59	U,G
13982-39-3	Zn-65	-0.04 +/- 0.18	0.37	U,G

Comments:

Qualifiers/Flags:

U - Result is less than the sample specific MDC or less than the associated TPU

Y1 - Chemical Yield is in control at 100-110%. Quantitative Yield is assumed.

Y2 - Chemical Yield outside default limits.

LT - Result is less than Requested MDC, greater than sample specific MDC.

M3 - The requested MDC was not met, but the reported activity is greater than the reported MDC.

M - The requested MDC was not met.

SQ - Spectral quality prevents accurate quantitation.

SI - Nuclide identification and/or quantitation is tentative.

TI - Nuclide identification is tentative.

R - Nuclide has exceeded 8 halflives.

G - Sample density differs by more than 15% of LCS density.

Abbreviations:

TPU - Total Propagated Uncertainty (see PAI SOP 743)

MDC - Minimum Detectable Concentration (see PAI SOP 709)

BDL - Below Detection Limit

Data Package ID: *GSS0408124-1*

Gamma Spectroscopy Results

PAI 713 Rev 8

Sample Results

Lab Name: Paragon Analytics
Work Order Number: 0408124
Client Name: New World Technologies
ClientProject ID: Ravenna GA00563

Field ID: SU2-G4
Lab ID: 0408124-7

Library: FANP

Sample Matrix: SOIL
Prep SOP: PAI 739 Rev 8
Date Collected: 11-Aug-04
Date Prepared: 30-Aug-04
Date Analyzed: 15-Sep-04

Prep Batch: GS040830-3
QCBatchID: GS040830-3-1
Run ID: GS040830-3A
Count Time: 30 minutes
Report Basis: Dry Weight

Final Aliquot: 354 g
Prep Basis: Dry Weight
Moisture(%): NA
Result Units: pCi/g
File Name: 041604D07A

CASNO	Target Nuclide	Result +/- 2 s TPU	MDC	Lab Qualifier
14331-83-0	Ac-228	0.72 +/- 0.27	0.44	LT,G
14391-76-5	Ag-110m	-0.020 +/- 0.060	0.124	U,G
14682-66-7	Al-26	-0.032 +/- 0.045	0.139	U,G
14596-10-2	Am-241	-0.10 +/- 0.10	0.20	U,G
13966-02-4	Be-7	0.13 +/- 0.62	1.16	U,G
14913-49-6	Bi-212	1.1 +/- 1.1	1.6	U,G
14733-03-0	Bi-214	0.21 +/- 0.17	0.26	U,G,J
13982-30-4	Ce-139	0.020 +/- 0.045	0.078	U,G
14762-78-8	Ce-144	0.18 +/- 0.30	0.51	U,G
14093-03-9	Co-56	-0.02 +/- 0.15	0.32	U,G
13981-50-5	Co-57	0.008 +/- 0.039	0.069	U,G
13981-38-9	Co-58	0.028 +/- 0.082	0.149	U,G
10198-40-0	Co-60	0 +/- 0.042	0.098	U,G
14392-02-0	Cr-51	0.4 +/- 1.0	1.8	U,G
13967-70-9	Cs-134	0.017 +/- 0.065	0.117	U,G

Comments:

Qualifiers/Flags:

U - Result is less than the sample specific MDC or less than the associated TPU

Y1 - Chemical Yield is in control at 100-110%. Quantitative Yield is assumed.

Y2 - Chemical Yield outside default limits.

LT - Result is less than Requested MDC, greater than sample specific MDC.

M3 - The requested MDC was not met, but the reported activity is greater than the reported MDC.

M - The requested MDC was not met.

SQ - Spectral quality prevents accurate quantitation.

SI - Nuclide identification and/or quantitation is tentative.

TI - Nuclide identification is tentative.

R - Nuclide has exceeded 8 halflives.

G - Sample density differs by more than 15% of LCS density.

Abbreviations:

TPU - Total Propagated Uncertainty (see PAI SOP 743)

MDC - Minimum Detectable Concentration (see PAI SOP 709)

BDL - Below Detection Limit

Data Package ID: *GSS0408124-1*

Gamma Spectroscopy Results

PAI 713 Rev 8

Sample Results

Lab Name: Paragon Analytics
Work Order Number: 0408124
Client Name: New World Technologies
ClientProject ID: Ravenna GA00563

Field ID: SU2-G4
Lab ID: 0408124-7

Library: FANP

Sample Matrix: SOIL
Prep SOP: PAI 739 Rev 8
Date Collected: 11-Aug-04
Date Prepared: 30-Aug-04
Date Analyzed: 15-Sep-04

Prep Batch: GS040830-3
QCBatchID: GS040830-3-1
Run ID: GS040830-3A
Count Time: 30 minutes
Report Basis: Dry Weight

Final Aliquot: 354 g
Prep Basis: Dry Weight
Moisture(%): NA
Result Units: pCi/g
File Name: 041604D07A

CASNO	Target Nuclide	Result +/- 2 s TPU	MDC	Lab Qualifier
10045-97-3	Cs-137	-0.002 +/- 0.065	0.125	U,G
14683-23-9	Eu-152	-0.21 +/- 0.33	0.79	U,G
15585-10-1	Eu-154	0.05 +/- 0.40	0.76	U,G
14391-16-3	Eu-155	0.09 +/- 0.14	0.23	U,G
14596-12-4	Fe-59	-0.03 +/- 0.26	0.52	U,G
10043-66-0	I-131	0.2 +/- 1.2	2.2	U,G
13966-00-2	K-40	6.1 +/- 2.0	1.8	G
13966-31-9	Mn-54	0.028 +/- 0.063	0.111	U,G
13966-32-0	Na-22	-0.010 +/- 0.062	0.135	U,G
14681-63-1	Nb-94	0.022 +/- 0.066	0.119	U,G
13967-76-5	Nb-95	0.029 +/- 0.084	0.152	U,G
15100-28-4	Pa-234m	5 +/- 12	21	U,G
15092-94-1	Pb-212	0.61 +/- 0.19	0.23	G
15067-28-4	Pb-214	0.25 +/- 0.12	0.19	G,J
13967-48-1	Ru-106	-0.12 +/- 0.72	1.37	U,G

Comments:

Qualifiers/Flags:

U - Result is less than the sample specific MDC or less than the associated TPU

Y1 - Chemical Yield is in control at 100-110%. Quantitative Yield is assumed.

Y2 - Chemical Yield outside default limits.

LT - Result is less than Requested MDC, greater than sample specific MDC.

M3 - The requested MDC was not met, but the reported activity is greater than the reported MDC.

M - The requested MDC was not met.

SQ - Spectral quality prevents accurate quantitation.

SI - Nuclide identification and/or quantitation is tentative.

TI - Nuclide identification is tentative.

R - Nuclide has exceeded 8 halflives.

G - Sample density differs by more than 15% of LCS density.

Abbreviations:

TPU - Total Propagated Uncertainty (see PAI SOP 743)

MDC - Minimum Detectable Concentration (see PAI SOP 709)

BDL - Below Detection Limit

Data Package ID: *GSS0408124-1*

Gamma Spectroscopy Results

PAI 713 Rev 8

Sample Results

Lab Name: Paragon Analytics
Work Order Number: 0408124
Client Name: New World Technologies
ClientProject ID: Ravenna GA00563

Field ID: SU2-G4
Lab ID: 0408124-7

Library: FANP

Sample Matrix: SOIL
Prep SOP: PAI 739 Rev 8
Date Collected: 11-Aug-04
Date Prepared: 30-Aug-04
Date Analyzed: 15-Sep-04

Prep Batch: GS040830-3
QCBatchID: GS040830-3-1
Run ID: GS040830-3A
Count Time: 30 minutes
Report Basis: Dry Weight

Final Aliquot: 354 g
Prep Basis: Dry Weight
Moisture(%): NA
Result Units: pCi/g
File Name: 041604D07A

CASNO	Target Nuclide	Result +/- 2 s TPU	MDC	Lab Qualifier
14683-10-4	Sb-124	0 +/- 0.098	0.182	U,G
14234-35-6	Sb-125	-0.21 +/- 0.13	0.31	U,G
13967-63-0	Sc-46	0.049 +/- 0.085	0.147	U,G
15623-47-9	Th-227	0.04 +/- 0.43	0.75	U,G
15065-10-8	Th-234	-0.22 +/- 0.65	1.18	U,G
14913-50-9	Tl-208	0.200 +/- 0.098	0.124	G
15117-96-1	U-235	0.01 +/- 0.26	0.47	U,G
13982-39-3	Zn-65	-0.10 +/- 0.19	0.39	U,G

Comments:

Qualifiers/Flags:

U - Result is less than the sample specific MDC or less than the associated TPU

Y1 - Chemical Yield is in control at 100-110%. Quantitative Yield is assumed.

Y2 - Chemical Yield outside default limits.

LT - Result is less than Requested MDC, greater than sample specific MDC.

M3 - The requested MDC was not met, but the reported activity is greater than the reported MDC.

M - The requested MDC was not met.

SQ - Spectral quality prevents accurate quantitation.

SI - Nuclide identification and/or quantitation is tentative.

TI - Nuclide identification is tentative.

R - Nuclide has exceeded 8 halflives.

G - Sample density differs by more than 15% of LCS density.

Abbreviations:

TPU - Total Propagated Uncertainty (see PAI SOP 743)

MDC - Minimum Detectable Concentration (see PAI SOP 709)

BDL - Below Detection Limit

Data Package ID: *GSS0408124-1*

Gamma Spectroscopy Results

PAI 713 Rev 8

Sample Results

Lab Name: Paragon Analytics
Work Order Number: 0408124
Client Name: New World Technologies
ClientProject ID: Ravenna GA00563

Field ID: SU2-G3
Lab ID: 0408124-8

Library: FANP

Sample Matrix: SOIL
Prep SOP: PAI 739 Rev 8
Date Collected: 11-Aug-04
Date Prepared: 30-Aug-04
Date Analyzed: 15-Sep-04

Prep Batch: GS040830-3
QCBatchID: GS040830-3-1
Run ID: GS040830-3A
Count Time: 30 minutes
Report Basis: Dry Weight

Final Aliquot: 302 g
Prep Basis: Dry Weight
Moisture(%): NA
Result Units: pCi/g
File Name: 041573D08A

CASNO	Target Nuclide	Result +/- 2 s TPU	MDC	Lab Qualifier
14331-83-0	Ac-228	0.88 +/- 0.32	0.37	LT,G
14391-76-5	Ag-110m	-0.025 +/- 0.072	0.143	U,G
14682-66-7	Al-26	0.020 +/- 0.054	0.104	U,G
14596-10-2	Am-241	-0.04 +/- 0.12	0.21	U,G
13966-02-4	Be-7	0.13 +/- 0.84	1.53	U,G
14913-49-6	Bi-212	1.18 +/- 0.96	1.38	U,G
14733-03-0	Bi-214	0.42 +/- 0.20	0.26	G,J
13982-30-4	Ce-139	0.012 +/- 0.049	0.085	U,G
14762-78-8	Ce-144	-0.01 +/- 0.30	0.55	U,G
14093-03-9	Co-56	0.19 +/- 0.17	0.25	U,G
13981-50-5	Co-57	0.010 +/- 0.035	0.062	U,G
13981-38-9	Co-58	-0.04 +/- 0.10	0.21	U,G
10198-40-0	Co-60	0.006 +/- 0.060	0.122	U,G
14392-02-0	Cr-51	-0.1 +/- 1.1	2.0	U,G
13967-70-9	Cs-134	-0.001 +/- 0.085	0.155	U,G

Comments:

Qualifiers/Flags:

U - Result is less than the sample specific MDC or less than the associated TPU

Y1 - Chemical Yield is in control at 100-110%. Quantitative Yield is assumed.

Y2 - Chemical Yield outside default limits.

LT - Result is less than Requested MDC, greater than sample specific MDC.

M3 - The requested MDC was not met, but the reported activity is greater than the reported MDC.

M - The requested MDC was not met.

SQ - Spectral quality prevents accurate quantitation.

SI - Nuclide identification and/or quantitation is tentative.

TI - Nuclide identification is tentative.

R - Nuclide has exceeded 8 halflives.

G - Sample density differs by more than 15% of LCS density.

Abbreviations:

TPU - Total Propagated Uncertainty (see PAI SOP 743)

MDC - Minimum Detectable Concentration (see PAI SOP 709)

BDL - Below Detection Limit

Data Package ID: *GSS0408124-1*

Gamma Spectroscopy Results

PAI 713 Rev 8

Sample Results

Lab Name: Paragon Analytics
Work Order Number: 0408124
Client Name: New World Technologies
ClientProject ID: Ravenna GA00563

Field ID: SU2-G3
Lab ID: 0408124-8

Library: FANP

Sample Matrix: SOIL
Prep SOP: PAI 739 Rev 8
Date Collected: 11-Aug-04
Date Prepared: 30-Aug-04
Date Analyzed: 15-Sep-04

Prep Batch: GS040830-3
QCBatchID: GS040830-3-1
Run ID: GS040830-3A
Count Time: 30 minutes
Report Basis: Dry Weight

Final Aliquot: 302 g
Prep Basis: Dry Weight
Moisture(%): NA
Result Units: pCi/g
File Name: 041573D08A

CASNO	Target Nuclide	Result +/- 2 s TPU	MDC	Lab Qualifier
10045-97-3	Cs-137	0.072 +/- 0.071	0.110	U,G
14683-23-9	Eu-152	-0.09 +/- 0.32	0.69	U,G
15585-10-1	Eu-154	-0.16 +/- 0.39	0.81	U,G
14391-16-3	Eu-155	0.02 +/- 0.13	0.23	U,G
14596-12-4	Fe-59	0 +/- 0.21	0.42	U,G
10043-66-0	I-131	-0.3 +/- 1.1	2.1	U,G
13966-00-2	K-40	6.8 +/- 2.0	1.8	G
13966-31-9	Mn-54	-0.029 +/- 0.078	0.156	U,G
13966-32-0	Na-22	0.043 +/- 0.081	0.141	U,G
14681-63-1	Nb-94	0.070 +/- 0.069	0.106	U,G
13967-76-5	Nb-95	-0.06 +/- 0.10	0.21	U,G
15100-28-4	Pa-234m	2.9 +/- 9.4	17.6	U,G
15092-94-1	Pb-212	0.81 +/- 0.20	0.21	G
15067-28-4	Pb-214	0.38 +/- 0.15	0.22	G,J
13967-48-1	Ru-106	-0.39 +/- 0.61	1.27	U,G

Comments:

Qualifiers/Flags:

U - Result is less than the sample specific MDC or less than the associated TPU

Y1 - Chemical Yield is in control at 100-110%. Quantitative Yield is assumed.

Y2 - Chemical Yield outside default limits.

LT - Result is less than Requested MDC, greater than sample specific MDC.

M3 - The requested MDC was not met, but the reported activity is greater than the reported MDC.

M - The requested MDC was not met.

SQ - Spectral quality prevents accurate quantitation.

SI - Nuclide identification and/or quantitation is tentative.

TI - Nuclide identification is tentative.

R - Nuclide has exceeded 8 halflives.

G - Sample density differs by more than 15% of LCS density.

Abbreviations:

TPU - Total Propagated Uncertainty (see PAI SOP 743)

MDC - Minimum Detectable Concentration (see PAI SOP 709)

BDL - Below Detection Limit

Data Package ID: *GSS0408124-1*

Gamma Spectroscopy Results

PAI 713 Rev 8

Sample Results

Lab Name: Paragon Analytics
Work Order Number: 0408124
Client Name: New World Technologies
ClientProject ID: Ravenna GA00563

Field ID: SU2-G3
Lab ID: 0408124-8

Library: FANP

Sample Matrix: SOIL
Prep SOP: PAI 739 Rev 8
Date Collected: 11-Aug-04
Date Prepared: 30-Aug-04
Date Analyzed: 15-Sep-04

Prep Batch: GS040830-3
QCBatchID: GS040830-3-1
Run ID: GS040830-3A
Count Time: 30 minutes
Report Basis: Dry Weight

Final Aliquot: 302 g
Prep Basis: Dry Weight
Moisture(%): NA
Result Units: pCi/g
File Name: 041573D08A

CASNO	Target Nuclide	Result +/- 2 s TPU	MDC	Lab Qualifier
14683-10-4	Sb-124	-0.03 +/- 0.12	0.23	U,G
14234-35-6	Sb-125	0 +/- 0.17	0.31	U,G
13967-63-0	Sc-46	-0.020 +/- 0.094	0.186	U,G
15623-47-9	Th-227	-0.24 +/- 0.34	0.66	U,G
15065-10-8	Th-234	0.64 +/- 0.86	1.41	U,G
14913-50-9	Tl-208	0.26 +/- 0.11	0.13	G
15117-96-1	U-235	0.20 +/- 0.29	0.48	U,G
13982-39-3	Zn-65	-0.16 +/- 0.20	0.42	U,G

Comments:

Qualifiers/Flags:

U - Result is less than the sample specific MDC or less than the associated TPU

Y1 - Chemical Yield is in control at 100-110%. Quantitative Yield is assumed.

Y2 - Chemical Yield outside default limits.

LT - Result is less than Requested MDC, greater than sample specific MDC.

M3 - The requested MDC was not met, but the reported activity is greater than the reported MDC.

M - The requested MDC was not met.

SQ - Spectral quality prevents accurate quantitation.

SI - Nuclide identification and/or quantitation is tentative.

TI - Nuclide identification is tentative.

R - Nuclide has exceeded 8 halflives.

G - Sample density differs by more than 15% of LCS density.

Abbreviations:

TPU - Total Propagated Uncertainty (see PAI SOP 743)

MDC - Minimum Detectable Concentration (see PAI SOP 709)

BDL - Below Detection Limit

Data Package ID: *GSS0408124-1*

Gamma Spectroscopy Results

PAI 713 Rev 8

Sample Results

Lab Name: Paragon Analytics
Work Order Number: 0408124
Client Name: New World Technologies
ClientProject ID: Ravenna GA00563

Field ID: SU2-G1
Lab ID: 0408124-9

Library: FANP

Sample Matrix: SOIL
Prep SOP: PAI 739 Rev 8
Date Collected: 11-Aug-04
Date Prepared: 30-Aug-04
Date Analyzed: 15-Sep-04

Prep Batch: GS040830-3
QCBatchID: GS040830-3-1
Run ID: GS040830-3A
Count Time: 30 minutes
Report Basis: Dry Weight

Final Aliquot: 330 g
Prep Basis: Dry Weight
Moisture(%): NA
Result Units: pCi/g
File Name: 040341D09A

CASNO	Target Nuclide	Result +/- 2 s TPU	MDC	Lab Qualifier
14331-83-0	Ac-228	0.79 +/- 0.32	0.45	LT,G
14391-76-5	Ag-110m	-0.009 +/- 0.064	0.120	U,G
14682-66-7	Al-26	-0.006 +/- 0.069	0.141	U,G
14596-10-2	Am-241	0.8 +/- 1.5	2.5	U,G
13966-02-4	Be-7	0.23 +/- 0.73	1.28	U,G
14913-49-6	Bi-212	0.2 +/- 1.1	1.9	U,G
14733-03-0	Bi-214	0.48 +/- 0.17	0.22	G,J
13982-30-4	Ce-139	0.017 +/- 0.063	0.110	U,G
14762-78-8	Ce-144	-0.09 +/- 0.41	0.73	U,G
14093-03-9	Co-56	0.11 +/- 0.18	0.31	U,G
13981-50-5	Co-57	0.047 +/- 0.053	0.085	U,G
13981-38-9	Co-58	-0.040 +/- 0.085	0.168	U,G
10198-40-0	Co-60	0.057 +/- 0.059	0.089	U,G
14392-02-0	Cr-51	0.2 +/- 1.0	1.8	U,G
13967-70-9	Cs-134	-0.051 +/- 0.064	0.126	U,G

Comments:

Qualifiers/Flags:

U - Result is less than the sample specific MDC or less than the associated TPU

Y1 - Chemical Yield is in control at 100-110%. Quantitative Yield is assumed.

Y2 - Chemical Yield outside default limits.

LT - Result is less than Requested MDC, greater than sample specific MDC.

M3 - The requested MDC was not met, but the reported activity is greater than the reported MDC.

M - The requested MDC was not met.

SQ - Spectral quality prevents accurate quantitation.

SI - Nuclide identification and/or quantitation is tentative.

TI - Nuclide identification is tentative.

R - Nuclide has exceeded 8 halflives.

G - Sample density differs by more than 15% of LCS density.

Abbreviations:

TPU - Total Propagated Uncertainty (see PAI SOP 743)

MDC - Minimum Detectable Concentration (see PAI SOP 709)

BDL - Below Detection Limit

Data Package ID: *GSS0408124-1*

Gamma Spectroscopy Results

PAI 713 Rev 8

Sample Results

Lab Name: Paragon Analytics
Work Order Number: 0408124
Client Name: New World Technologies
ClientProject ID: Ravenna GA00563

Field ID: SU2-G1
Lab ID: 0408124-9

Library: FANP

Sample Matrix: SOIL
Prep SOP: PAI 739 Rev 8
Date Collected: 11-Aug-04
Date Prepared: 30-Aug-04
Date Analyzed: 15-Sep-04

Prep Batch: GS040830-3
QCBatchID: GS040830-3-1
Run ID: GS040830-3A
Count Time: 30 minutes
Report Basis: Dry Weight

Final Aliquot: 330 g
Prep Basis: Dry Weight
Moisture(%): NA
Result Units: pCi/g
File Name: 040341D09A

CASNO	Target Nuclide	Result +/- 2 s TPU	MDC	Lab Qualifier
10045-97-3	Cs-137	0.010 +/- 0.060	0.109	U,G
14683-23-9	Eu-152	0.10 +/- 0.40	0.72	U,G
15585-10-1	Eu-154	0.03 +/- 0.31	0.60	U,G
14391-16-3	Eu-155	-0.02 +/- 0.27	0.49	U,G
14596-12-4	Fe-59	0.08 +/- 0.19	0.34	U,G
10043-66-0	I-131	-0.1 +/- 1.0	1.9	U,G
13966-00-2	K-40	11.1 +/- 2.4	1.9	G
13966-31-9	Mn-54	-0.022 +/- 0.063	0.124	U,G
13966-32-0	Na-22	0.073 +/- 0.078	0.123	U,G
14681-63-1	Nb-94	0.030 +/- 0.066	0.113	U,G
13967-76-5	Nb-95	-0.015 +/- 0.094	0.176	U,G
15100-28-4	Pa-234m	1.0 +/- 9.1	17.3	U,G
15092-94-1	Pb-212	0.80 +/- 0.21	0.25	G
15067-28-4	Pb-214	0.57 +/- 0.16	0.23	G,J
13967-48-1	Ru-106	0.42 +/- 0.52	0.84	U,G

Comments:

Qualifiers/Flags:

U - Result is less than the sample specific MDC or less than the associated TPU

Y1 - Chemical Yield is in control at 100-110%. Quantitative Yield is assumed.

Y2 - Chemical Yield outside default limits.

LT - Result is less than Requested MDC, greater than sample specific MDC.

M3 - The requested MDC was not met, but the reported activity is greater than the reported MDC.

M - The requested MDC was not met.

SQ - Spectral quality prevents accurate quantitation.

SI - Nuclide identification and/or quantitation is tentative.

TI - Nuclide identification is tentative.

R - Nuclide has exceeded 8 halflives.

G - Sample density differs by more than 15% of LCS density.

Abbreviations:

TPU - Total Propagated Uncertainty (see PAI SOP 743)

MDC - Minimum Detectable Concentration (see PAI SOP 709)

BDL - Below Detection Limit

Data Package ID: *GSS0408124-1*

Gamma Spectroscopy Results

PAI 713 Rev 8

Sample Results

Lab Name: Paragon Analytics
Work Order Number: 0408124
Client Name: New World Technologies
ClientProject ID: Ravenna GA00563

Field ID: SU2-G1
Lab ID: 0408124-9

Library: FANP

Sample Matrix: SOIL
Prep SOP: PAI 739 Rev 8
Date Collected: 11-Aug-04
Date Prepared: 30-Aug-04
Date Analyzed: 15-Sep-04

Prep Batch: GS040830-3
QCBatchID: GS040830-3-1
Run ID: GS040830-3A
Count Time: 30 minutes
Report Basis: Dry Weight

Final Aliquot: 330 g
Prep Basis: Dry Weight
Moisture(%): NA
Result Units: pCi/g
File Name: 040341D09A

CASNO	Target Nuclide	Result +/- 2 s TPU	MDC	Lab Qualifier
14683-10-4	Sb-124	0.028 +/- 0.089	0.156	U,G
14234-35-6	Sb-125	-0.03 +/- 0.16	0.29	U,G
13967-63-0	Sc-46	0.042 +/- 0.075	0.128	U,G
15623-47-9	Th-227	0.06 +/- 0.64	1.08	U,G
15065-10-8	Th-234	1.2 +/- 1.4	2.2	U,G
14913-50-9	Tl-208	0.241 +/- 0.097	0.121	G
15117-96-1	U-235	-0.21 +/- 0.37	0.69	U,G
13982-39-3	Zn-65	0.06 +/- 0.15	0.27	U,G

Comments:

Qualifiers/Flags:

U - Result is less than the sample specific MDC or less than the associated TPU

Y1 - Chemical Yield is in control at 100-110%. Quantitative Yield is assumed.

Y2 - Chemical Yield outside default limits.

LT - Result is less than Requested MDC, greater than sample specific MDC.

M3 - The requested MDC was not met, but the reported activity is greater than the reported MDC.

M - The requested MDC was not met.

SQ - Spectral quality prevents accurate quantitation.

SI - Nuclide identification and/or quantitation is tentative.

TI - Nuclide identification is tentative.

R - Nuclide has exceeded 8 halflives.

G - Sample density differs by more than 15% of LCS density.

Abbreviations:

TPU - Total Propagated Uncertainty (see PAI SOP 743)

MDC - Minimum Detectable Concentration (see PAI SOP 709)

BDL - Below Detection Limit

Data Package ID: *GSS0408124-1*

Gamma Spectroscopy Results

PAI 713 Rev 8

Sample Results

Lab Name: Paragon Analytics
Work Order Number: 0408124
Client Name: New World Technologies
ClientProject ID: Ravenna GA00563

Field ID: SU2-H4
Lab ID: 0408124-10

Library: FANP

Sample Matrix: SOIL
Prep SOP: PAI 739 Rev 8
Date Collected: 11-Aug-04
Date Prepared: 30-Aug-04
Date Analyzed: 15-Sep-04

Prep Batch: GS040830-3
QCBatchID: GS040830-3-1
Run ID: GS040830-3A
Count Time: 30 minutes
Report Basis: Dry Weight

Final Aliquot: 325 g
Prep Basis: Dry Weight
Moisture(%): NA
Result Units: pCi/g
File Name: 042226D01A

CASNO	Target Nuclide	Result +/- 2 s TPU	MDC	Lab Qualifier
14331-83-0	Ac-228	1.12 +/- 0.37	0.57	G
14391-76-5	Ag-110m	-0.06 +/- 0.10	0.20	U,G
14682-66-7	Al-26	-0.040 +/- 0.068	0.172	U,G
14596-10-2	Am-241	-0.08 +/- 0.69	1.23	U,G
13966-02-4	Be-7	-0.80 +/- 0.98	1.96	U,G
14913-49-6	Bi-212	2.3 +/- 1.6	2.2	G,TI
14733-03-0	Bi-214	0.90 +/- 0.27	0.25	G,J
13982-30-4	Ce-139	-0.045 +/- 0.074	0.135	U,G
14762-78-8	Ce-144	0.13 +/- 0.39	0.67	U,G
14093-03-9	Co-56	0.13 +/- 0.27	0.46	U,G
13981-50-5	Co-57	0.018 +/- 0.059	0.102	U,G
13981-38-9	Co-58	0.037 +/- 0.090	0.161	U,G
10198-40-0	Co-60	-0.06 +/- 0.11	0.23	U,G
14392-02-0	Cr-51	0.9 +/- 1.3	2.2	U,G
13967-70-9	Cs-134	0.040 +/- 0.076	0.131	U,G

Comments:

Qualifiers/Flags:

U - Result is less than the sample specific MDC or less than the associated TPU

Y1 - Chemical Yield is in control at 100-110%. Quantitative Yield is assumed.

Y2 - Chemical Yield outside default limits.

LT - Result is less than Requested MDC, greater than sample specific MDC.

M3 - The requested MDC was not met, but the reported activity is greater than the reported MDC.

M - The requested MDC was not met.

SQ - Spectral quality prevents accurate quantitation.

SI - Nuclide identification and/or quantitation is tentative.

TI - Nuclide identification is tentative.

R - Nuclide has exceeded 8 halflives.

G - Sample density differs by more than 15% of LCS density.

Abbreviations:

TPU - Total Propagated Uncertainty (see PAI SOP 743)

MDC - Minimum Detectable Concentration (see PAI SOP 709)

BDL - Below Detection Limit

Data Package ID: *GSS0408124-1*

Gamma Spectroscopy Results

PAI 713 Rev 8

Sample Results

Lab Name: Paragon Analytics
Work Order Number: 0408124
Client Name: New World Technologies
ClientProject ID: Ravenna GA00563

Field ID: SU2-H4
Lab ID: 0408124-10

Library: FANP

Sample Matrix: SOIL
Prep SOP: PAI 739 Rev 8
Date Collected: 11-Aug-04
Date Prepared: 30-Aug-04
Date Analyzed: 15-Sep-04

Prep Batch: GS040830-3
QCBatchID: GS040830-3-1
Run ID: GS040830-3A
Count Time: 30 minutes
Report Basis: Dry Weight

Final Aliquot: 325 g
Prep Basis: Dry Weight
Moisture(%): NA
Result Units: pCi/g
File Name: 042226D01A

CASNO	Target Nuclide	Result +/- 2 s TPU	MDC	Lab Qualifier
10045-97-3	Cs-137	0.100 +/- 0.094	0.146	U,G
14683-23-9	Eu-152	0.06 +/- 0.39	0.75	U,G
15585-10-1	Eu-154	0.28 +/- 0.52	0.90	U,G
14391-16-3	Eu-155	-0.16 +/- 0.26	0.48	U,G
14596-12-4	Fe-59	0.03 +/- 0.29	0.53	U,G
10043-66-0	I-131	-0.4 +/- 1.4	2.6	U,G
13966-00-2	K-40	12.9 +/- 3.0	2.3	G
13966-31-9	Mn-54	0.023 +/- 0.090	0.162	U,G
13966-32-0	Na-22	0.039 +/- 0.096	0.170	U,G
14681-63-1	Nb-94	0.011 +/- 0.090	0.163	U,G
13967-76-5	Nb-95	-0.08 +/- 0.13	0.25	U,G
15100-28-4	Pa-234m	10 +/- 17	29	U,G
15092-94-1	Pb-212	1.54 +/- 0.30	0.24	G
15067-28-4	Pb-214	1.10 +/- 0.26	0.30	G,J
13967-48-1	Ru-106	0 +/- 0.83	1.53	U,G

Comments:

Qualifiers/Flags:

U - Result is less than the sample specific MDC or less than the associated TPU

Y1 - Chemical Yield is in control at 100-110%. Quantitative Yield is assumed.

Y2 - Chemical Yield outside default limits.

LT - Result is less than Requested MDC, greater than sample specific MDC.

M3 - The requested MDC was not met, but the reported activity is greater than the reported MDC.

M - The requested MDC was not met.

SQ - Spectral quality prevents accurate quantitation.

SI - Nuclide identification and/or quantitation is tentative.

TI - Nuclide identification is tentative.

R - Nuclide has exceeded 8 halflives.

G - Sample density differs by more than 15% of LCS density.

Abbreviations:

TPU - Total Propagated Uncertainty (see PAI SOP 743)

MDC - Minimum Detectable Concentration (see PAI SOP 709)

BDL - Below Detection Limit

Data Package ID: *GSS0408124-1*

Gamma Spectroscopy Results

PAI 713 Rev 8

Sample Results

Lab Name: Paragon Analytics
Work Order Number: 0408124
Client Name: New World Technologies
ClientProject ID: Ravenna GA00563

Field ID: SU2-H4
Lab ID: 0408124-10

Library: FANP

Sample Matrix: SOIL
Prep SOP: PAI 739 Rev 8
Date Collected: 11-Aug-04
Date Prepared: 30-Aug-04
Date Analyzed: 15-Sep-04

Prep Batch: GS040830-3
QCBatchID: GS040830-3-1
Run ID: GS040830-3A
Count Time: 30 minutes
Report Basis: Dry Weight

Final Aliquot: 325 g
Prep Basis: Dry Weight
Moisture(%): NA
Result Units: pCi/g
File Name: 042226D01A

CASNO	Target Nuclide	Result +/- 2 s TPU	MDC	Lab Qualifier
14683-10-4	Sb-124	-0.04 +/- 0.10	0.20	U,G
14234-35-6	Sb-125	0.05 +/- 0.22	0.39	U,G
13967-63-0	Sc-46	0.04 +/- 0.11	0.19	U,G
15623-47-9	Th-227	-0.42 +/- 0.67	1.24	U,G
15065-10-8	Th-234	1.1 +/- 1.1	1.8	U,G
14913-50-9	Tl-208	0.48 +/- 0.14	0.14	G
15117-96-1	U-235	0.07 +/- 0.46	0.80	U,G
13982-39-3	Zn-65	-0.34 +/- 0.27	0.57	U,G

Comments:

Qualifiers/Flags:

U - Result is less than the sample specific MDC or less than the associated TPU

Y1 - Chemical Yield is in control at 100-110%. Quantitative Yield is assumed.

Y2 - Chemical Yield outside default limits.

LT - Result is less than Requested MDC, greater than sample specific MDC.

M3 - The requested MDC was not met, but the reported activity is greater than the reported MDC.

M - The requested MDC was not met.

SQ - Spectral quality prevents accurate quantitation.

SI - Nuclide identification and/or quantitation is tentative.

TI - Nuclide identification is tentative.

R - Nuclide has exceeded 8 halflives.

G - Sample density differs by more than 15% of LCS density.

Abbreviations:

TPU - Total Propagated Uncertainty (see PAI SOP 743)

MDC - Minimum Detectable Concentration (see PAI SOP 709)

BDL - Below Detection Limit

Data Package ID: *GSS0408124-1*

Gamma Spectroscopy Results

PAI 713 Rev 8

Sample Results

Lab Name: Paragon Analytics
Work Order Number: 0408124
Client Name: New World Technologies
ClientProject ID: Ravenna GA00563

Field ID: SU1-D3
Lab ID: 0408124-11

Library: FANP

Sample Matrix: SOIL
Prep SOP: PAI 739 Rev 8
Date Collected: 10-Aug-04
Date Prepared: 30-Aug-04
Date Analyzed: 15-Sep-04

Prep Batch: GS040830-3
QCBatchID: GS040830-3-1
Run ID: GS040830-3A
Count Time: 30 minutes
Report Basis: Dry Weight

Final Aliquot: 239 g
Prep Basis: Dry Weight
Moisture(%): NA
Result Units: pCi/g
File Name: 041531D03A

CASNO	Target Nuclide	Result +/- 2 s TPU	MDC	Lab Qualifier
14331-83-0	Ac-228	1.41 +/- 0.30	0.39	G
14391-76-5	Ag-110m	-0.12 +/- 0.11	0.20	U,G
14682-66-7	Al-26	0.047 +/- 0.060	0.097	U,G
14596-10-2	Am-241	0.01 +/- 0.46	0.79	U,G
13966-02-4	Be-7	0.44 +/- 0.83	1.39	U,G
14913-49-6	Bi-212	1.09 +/- 0.74	1.09	U,G
14733-03-0	Bi-214	1.52 +/- 0.28	0.27	G,J
13982-30-4	Ce-139	0.023 +/- 0.069	0.117	U,G
14762-78-8	Ce-144	0.17 +/- 0.45	0.75	U,G
14093-03-9	Co-56	0.08 +/- 0.15	0.25	U,G
13981-50-5	Co-57	0.010 +/- 0.054	0.093	U,G
13981-38-9	Co-58	-0.105 +/- 0.082	0.163	U,G
10198-40-0	Co-60	-0.051 +/- 0.063	0.126	U,G
14392-02-0	Cr-51	-0.3 +/- 1.2	2.1	U,G
13967-70-9	Cs-134	0.072 +/- 0.057	0.086	U,G

Comments:

Qualifiers/Flags:

U - Result is less than the sample specific MDC or less than the associated TPU

Y1 - Chemical Yield is in control at 100-110%. Quantitative Yield is assumed.

Y2 - Chemical Yield outside default limits.

LT - Result is less than Requested MDC, greater than sample specific MDC.

M3 - The requested MDC was not met, but the reported activity is greater than the reported MDC.

M - The requested MDC was not met.

SQ - Spectral quality prevents accurate quantitation.

SI - Nuclide identification and/or quantitation is tentative.

TI - Nuclide identification is tentative.

R - Nuclide has exceeded 8 halflives.

G - Sample density differs by more than 15% of LCS density.

Abbreviations:

TPU - Total Propagated Uncertainty (see PAI SOP 743)

MDC - Minimum Detectable Concentration (see PAI SOP 709)

BDL - Below Detection Limit

Data Package ID: *GSS0408124-1*

Gamma Spectroscopy Results

PAI 713 Rev 8

Sample Results

Lab Name: Paragon Analytics
Work Order Number: 0408124
Client Name: New World Technologies
ClientProject ID: Ravenna GA00563

Field ID: SU1-D3
Lab ID: 0408124-11

Library: FANP

Sample Matrix: SOIL
Prep SOP: PAI 739 Rev 8
Date Collected: 10-Aug-04
Date Prepared: 30-Aug-04
Date Analyzed: 15-Sep-04

Prep Batch: GS040830-3
QCBatchID: GS040830-3-1
Run ID: GS040830-3A
Count Time: 30 minutes
Report Basis: Dry Weight

Final Aliquot: 239 g
Prep Basis: Dry Weight
Moisture(%): NA
Result Units: pCi/g
File Name: 041531D03A

CASNO	Target Nuclide	Result +/- 2 s TPU	MDC	Lab Qualifier
10045-97-3	Cs-137	1.38 +/- 0.22	0.11	G
14683-23-9	Eu-152	0.25 +/- 0.34	0.55	U,G
15585-10-1	Eu-154	0.01 +/- 0.33	0.60	U,G
14391-16-3	Eu-155	0.25 +/- 0.26	0.41	U,G
14596-12-4	Fe-59	0.13 +/- 0.17	0.28	U,G
10043-66-0	I-131	-1.3 +/- 1.4	2.5	U,G
13966-00-2	K-40	6.5 +/- 1.5	1.3	G
13966-31-9	Mn-54	-0.024 +/- 0.071	0.129	U,G
13966-32-0	Na-22	0.028 +/- 0.065	0.113	U,G
14681-63-1	Nb-94	-0.048 +/- 0.066	0.123	U,G
13967-76-5	Nb-95	0.113 +/- 0.092	0.143	U,G
15100-28-4	Pa-234m	-2 +/- 11	20	U,G
15092-94-1	Pb-212	1.59 +/- 0.28	0.23	G
15067-28-4	Pb-214	1.69 +/- 0.28	0.23	G,J
13967-48-1	Ru-106	0.20 +/- 0.62	1.07	U,G

Comments:

Qualifiers/Flags:

U - Result is less than the sample specific MDC or less than the associated TPU

Y1 - Chemical Yield is in control at 100-110%. Quantitative Yield is assumed.

Y2 - Chemical Yield outside default limits.

LT - Result is less than Requested MDC, greater than sample specific MDC.

M3 - The requested MDC was not met, but the reported activity is greater than the reported MDC.

M - The requested MDC was not met.

SQ - Spectral quality prevents accurate quantitation.

SI - Nuclide identification and/or quantitation is tentative.

TI - Nuclide identification is tentative.

R - Nuclide has exceeded 8 halflives.

G - Sample density differs by more than 15% of LCS density.

Abbreviations:

TPU - Total Propagated Uncertainty (see PAI SOP 743)

MDC - Minimum Detectable Concentration (see PAI SOP 709)

BDL - Below Detection Limit

Data Package ID: *GSS0408124-1*

Gamma Spectroscopy Results

PAI 713 Rev 8

Sample Results

Lab Name: Paragon Analytics
Work Order Number: 0408124
Client Name: New World Technologies
ClientProject ID: Ravenna GA00563

Field ID: SU1-D3
Lab ID: 0408124-11

Library: FANP

Sample Matrix: SOIL
Prep SOP: PAI 739 Rev 8
Date Collected: 10-Aug-04
Date Prepared: 30-Aug-04
Date Analyzed: 15-Sep-04

Prep Batch: GS040830-3
QCBatchID: GS040830-3-1
Run ID: GS040830-3A
Count Time: 30 minutes
Report Basis: Dry Weight

Final Aliquot: 239 g
Prep Basis: Dry Weight
Moisture(%): NA
Result Units: pCi/g
File Name: 041531D03A

CASNO	Target Nuclide	Result +/- 2 s TPU	MDC	Lab Qualifier
14683-10-4	Sb-124	0.02 +/- 0.10	0.18	U,G
14234-35-6	Sb-125	0.14 +/- 0.18	0.33	U,G
13967-63-0	Sc-46	-0.022 +/- 0.078	0.144	U,G
15623-47-9	Th-227	-1.28 +/- 0.81	1.47	U,G
15065-10-8	Th-234	1.4 +/- 1.5	2.4	U,G
14913-50-9	Tl-208	0.48 +/- 0.11	0.12	G
15117-96-1	U-235	0.13 +/- 0.43	0.73	U,G
13982-39-3	Zn-65	0.30 +/- 0.29	0.47	U,G

Comments:

Qualifiers/Flags:

U - Result is less than the sample specific MDC or less than the associated TPU

Y1 - Chemical Yield is in control at 100-110%. Quantitative Yield is assumed.

Y2 - Chemical Yield outside default limits.

LT - Result is less than Requested MDC, greater than sample specific MDC.

M3 - The requested MDC was not met, but the reported activity is greater than the reported MDC.

M - The requested MDC was not met.

SQ - Spectral quality prevents accurate quantitation.

SI - Nuclide identification and/or quantitation is tentative.

TI - Nuclide identification is tentative.

R - Nuclide has exceeded 8 halflives.

G - Sample density differs by more than 15% of LCS density.

Abbreviations:

TPU - Total Propagated Uncertainty (see PAI SOP 743)

MDC - Minimum Detectable Concentration (see PAI SOP 709)

BDL - Below Detection Limit

Data Package ID: *GSS0408124-1*

Gamma Spectroscopy Results

PAI 713 Rev 8

Sample Duplicate Results

Lab Name: Paragon Analytics
Work Order Number: 0408124
Client Name: New World Technologies
ClientProject ID: Ravenna GA00563

Field ID: SU1-D3
Lab ID: 0408124-11DUP

Library: FANP

Sample Matrix: SOIL
Prep SOP: PAI 739 Rev 8
Date Collected: 10-Aug-04
Date Prepared: 30-Aug-04
Date Analyzed: 15-Sep-04

Prep Batch: GS040830-3
QCBatchID: GS040830-3-1
Run ID: GS040830-3A
Count Time: 30 minutes
Report Basis: Dry Weight

Final Aliquot: 239 g
Prep Basis: Dry Weight
Moisture(%): NA
Result Units: pCi/g
File Name: 042227D01A

CASNO	Target Nuclide	Result +/- 2 s TPU	MDC	Lab Qualifier
14331-83-0	Ac-228	1.95 +/- 0.60	0.78	G
14391-76-5	Ag-110m	-0.30 +/- 0.22	0.46	U,G
14682-66-7	Al-26	0.030 +/- 0.080	0.156	U,G
14596-10-2	Am-241	0.01 +/- 0.84	1.50	U,G
13966-02-4	Be-7	0.5 +/- 1.3	2.3	U,G
14913-49-6	Bi-212	2.1 +/- 2.0	3.0	U,G
14733-03-0	Bi-214	1.87 +/- 0.48	0.45	G,J
13982-30-4	Ce-139	-0.051 +/- 0.099	0.180	U,G
14762-78-8	Ce-144	0.18 +/- 0.56	0.97	U,G
14093-03-9	Co-56	0.09 +/- 0.25	0.45	U,G
13981-50-5	Co-57	-0.003 +/- 0.071	0.126	U,G
13981-38-9	Co-58	0.07 +/- 0.14	0.24	U,G
10198-40-0	Co-60	0.019 +/- 0.097	0.189	U,G

Comments:

Qualifiers/Flags:

U - Result is less than the sample specific MDC or less than the associated TPU.
Y1 - Chemical Yield is in control at 100-110%. Quantitative yield is assumed.
Y2 - Chemical Yield outside default limits.
LT - Result is less than Requested MDC, greater than sample specific MDC.
M - The requested MDC was not met.
M3 - The requested MDC was not met, but thereported activity is greater than the reported MDC.
W - DER is greater than Warning Limit of 1.42
D - DER is greater than Control Limit of 2.13
SQ - Spectral quality prevents accurate quantitation.
SI - Nuclide identification and/or quantitation is tentative.
TI - Nuclide identification is tentative.
R - Nuclide has exceeded 8 halflives.
G - Sample density differs by more than 15% of LCS density.

Abbreviations:

TPU - Total Propagated Uncertainty (see PAI SOP 743)
MDC - Minimum Detectable Concentration (see PAI SOP 709)
BDL - Below Detection Limit

Data Package ID: *GSS0408124-1*

Gamma Spectroscopy Results

PAI 713 Rev 8

Sample Duplicate Results

Lab Name: Paragon Analytics
Work Order Number: 0408124
Client Name: New World Technologies
ClientProject ID: Ravenna GA00563

Field ID: SU1-D3
Lab ID: 0408124-11DUP

Library: FANP

Sample Matrix: SOIL
Prep SOP: PAI 739 Rev 8
Date Collected: 10-Aug-04
Date Prepared: 30-Aug-04
Date Analyzed: 15-Sep-04

Prep Batch: GS040830-3
QCBatchID: GS040830-3-1
Run ID: GS040830-3A
Count Time: 30 minutes
Report Basis: Dry Weight

Final Aliquot: 239 g
Prep Basis: Dry Weight
Moisture(%): NA
Result Units: pCi/g
File Name: 042227D01A

CASNO	Target Nuclide	Result +/- 2 s TPU	MDC	Lab Qualifier
14392-02-0	Cr-51	-0.7 +/- 1.8	3.4	U,G
13967-70-9	Cs-134	0.03 +/- 0.14	0.24	U,G
10045-97-3	Cs-137	1.44 +/- 0.30	0.20	G
14683-23-9	Eu-152	0.46 +/- 0.53	0.83	U,G
15585-10-1	Eu-154	0.31 +/- 0.63	1.09	U,G
14391-16-3	Eu-155	0.21 +/- 0.34	0.56	U,G
14596-12-4	Fe-59	-0.03 +/- 0.36	0.71	U,G
10043-66-0	I-131	-1.3 +/- 2.2	4.2	U,G
13966-00-2	K-40	4.1 +/- 2.2	3.0	G
13966-31-9	Mn-54	-0.08 +/- 0.11	0.23	U,G
13966-32-0	Na-22	-0.02 +/- 0.11	0.23	U,G
14681-63-1	Nb-94	0.06 +/- 0.11	0.18	U,G
13967-76-5	Nb-95	-0.07 +/- 0.17	0.33	U,G

Comments:

Qualifiers/Flags:

U - Result is less than the sample specific MDC or less than the associated TPU.
Y1 - Chemical Yield is in control at 100-110%. Quantitative yield is assumed.
Y2 - Chemical Yield outside default limits.
LT - Result is less than Requested MDC, greater than sample specific MDC.
M - The requested MDC was not met.
M3 - The requested MDC was not met, but thereported activity is greater than the reported MDC.
W - DER is greater than Warning Limit of 1.42
D - DER is greater than Control Limit of 2.13
SQ - Spectral quality prevents accurate quantitation.
SI - Nuclide identification and/or quantitation is tentative.
TI - Nuclide identification is tentative.
R - Nuclide has exceeded 8 halflives.
G - Sample density differs by more than 15% of LCS density.

Abbreviations:

TPU - Total Propagated Uncertainty (see PAI SOP 743)
MDC - Minimum Detectable Concentration (see PAI SOP 709)
BDL - Below Detection Limit

Data Package ID: *GSS0408124-1*

Gamma Spectroscopy Results

PAI 713 Rev 8

Sample Duplicate Results

Lab Name: Paragon Analytics
Work Order Number: 0408124
Client Name: New World Technologies
ClientProject ID: Ravenna GA00563

Field ID: SU1-D3
Lab ID: 0408124-11DUP

Library: FANP

Sample Matrix: SOIL
Prep SOP: PAI 739 Rev 8
Date Collected: 10-Aug-04
Date Prepared: 30-Aug-04
Date Analyzed: 15-Sep-04

Prep Batch: GS040830-3
QCBatchID: GS040830-3-1
Run ID: GS040830-3A
Count Time: 30 minutes
Report Basis: Dry Weight

Final Aliquot: 239 g
Prep Basis: Dry Weight
Moisture(%): NA
Result Units: pCi/g
File Name: 042227D01A

CASNO	Target Nuclide	Result +/- 2 s TPU	MDC	Lab Qualifier
15100-28-4	Pa-234m	11 +/- 19	31	U,G
15092-94-1	Pb-212	1.73 +/- 0.35	0.28	G
15067-28-4	Pb-214	1.98 +/- 0.39	0.37	G,J
13967-48-1	Ru-106	-0.4 +/- 1.1	2.1	U,G
14683-10-4	Sb-124	-0.06 +/- 0.15	0.29	U,G
14234-35-6	Sb-125	0.26 +/- 0.32	0.52	U,G
13967-63-0	Sc-46	-0.07 +/- 0.12	0.26	U,G
15623-47-9	Th-227	-0.30 +/- 0.90	1.62	U,G
15065-10-8	Th-234	0.3 +/- 2.0	3.5	U,G
14913-50-9	Tl-208	0.52 +/- 0.16	0.15	G
15117-96-1	U-235	0.35 +/- 0.65	1.09	U,G
13982-39-3	Zn-65	-0.42 +/- 0.30	0.68	U,W,G

Comments:

Qualifiers/Flags:

U - Result is less than the sample specific MDC or less than the associated TPU.
Y1 - Chemical Yield is in control at 100-110%. Quantitative yield is assumed.
Y2 - Chemical Yield outside default limits.
LT - Result is less than Requested MDC, greater than sample specific MDC.
M - The requested MDC was not met.
M3 - The requested MDC was not met, but thereported activity is greater than the reported MDC.
W - DER is greater than Warning Limit of 1.42
D - DER is greater than Control Limit of 2.13
SQ - Spectral quality prevents accurate quantitation.
SI - Nuclide identification and/or quantitation is tentative.
TI - Nuclide identification is tentative.
R - Nuclide has exceeded 8 halflives.
G - Sample density differs by more than 15% of LCS density.

Abbreviations:

TPU - Total Propagated Uncertainty (see PAI SOP 743)
MDC - Minimum Detectable Concentration (see PAI SOP 709)
BDL - Below Detection Limit

Data Package ID: *GSS0408124-1*

Gamma Spectroscopy Results

PAI 713 Rev 8

Sample Results

Lab Name: Paragon Analytics
Work Order Number: 0408124
Client Name: New World Technologies
ClientProject ID: Ravenna GA00563

Field ID: SU1-D2
Lab ID: 0408124-12

Library: FANP

Sample Matrix: SOIL
Prep SOP: PAI 739 Rev 8
Date Collected: 10-Aug-04
Date Prepared: 30-Aug-04
Date Analyzed: 15-Sep-04

Prep Batch: GS040830-3
QCBatchID: GS040830-3-1
Run ID: GS040830-3A
Count Time: 30 minutes
Report Basis: Dry Weight

Final Aliquot: 233 g
Prep Basis: Dry Weight
Moisture(%): NA
Result Units: pCi/g
File Name: 041785D04A

CASNO	Target Nuclide	Result +/- 2 s TPU	MDC	Lab Qualifier
14331-83-0	Ac-228	1.58 +/- 0.44	0.57	G
14391-76-5	Ag-110m	-0.062 +/- 0.089	0.183	U,G
14682-66-7	Al-26	-0.032 +/- 0.079	0.186	U,G
14596-10-2	Am-241	0.67 +/- 0.52	0.79	U,G
13966-02-4	Be-7	0.8 +/- 1.1	1.8	U,G
14913-49-6	Bi-212	2.2 +/- 1.4	1.9	G,TI
14733-03-0	Bi-214	1.74 +/- 0.40	0.40	G,J
13982-30-4	Ce-139	-0.011 +/- 0.063	0.115	U,G
14762-78-8	Ce-144	0.03 +/- 0.37	0.67	U,G
14093-03-9	Co-56	0.05 +/- 0.19	0.36	U,G
13981-50-5	Co-57	-0.028 +/- 0.056	0.104	U,G
13981-38-9	Co-58	-0.03 +/- 0.11	0.22	U,G
10198-40-0	Co-60	0.037 +/- 0.082	0.147	U,G
14392-02-0	Cr-51	-0.6 +/- 1.4	2.6	U,G
13967-70-9	Cs-134	-0.006 +/- 0.096	0.176	U,G

Comments:

Qualifiers/Flags:

U - Result is less than the sample specific MDC or less than the associated TPU

Y1 - Chemical Yield is in control at 100-110%. Quantitative Yield is assumed.

Y2 - Chemical Yield outside default limits.

LT - Result is less than Requested MDC, greater than sample specific MDC.

M3 - The requested MDC was not met, but the reported activity is greater than the reported MDC.

M - The requested MDC was not met.

SQ - Spectral quality prevents accurate quantitation.

SI - Nuclide identification and/or quantitation is tentative.

TI - Nuclide identification is tentative.

R - Nuclide has exceeded 8 halflives.

G - Sample density differs by more than 15% of LCS density.

Abbreviations:

TPU - Total Propagated Uncertainty (see PAI SOP 743)

MDC - Minimum Detectable Concentration (see PAI SOP 709)

BDL - Below Detection Limit

Data Package ID: *GSS0408124-1*

Gamma Spectroscopy Results

PAI 713 Rev 8

Sample Results

Lab Name: Paragon Analytics
Work Order Number: 0408124
Client Name: New World Technologies
ClientProject ID: Ravenna GA00563

Field ID: SU1-D2
Lab ID: 0408124-12

Library: FANP

Sample Matrix: SOIL
Prep SOP: PAI 739 Rev 8
Date Collected: 10-Aug-04
Date Prepared: 30-Aug-04
Date Analyzed: 15-Sep-04

Prep Batch: GS040830-3
QCBatchID: GS040830-3-1
Run ID: GS040830-3A
Count Time: 30 minutes
Report Basis: Dry Weight

Final Aliquot: 233 g
Prep Basis: Dry Weight
Moisture(%): NA
Result Units: pCi/g
File Name: 041785D04A

CASNO	Target Nuclide	Result +/- 2 s TPU	MDC	Lab Qualifier
10045-97-3	Cs-137	0.43 +/- 0.16	0.19	G
14683-23-9	Eu-152	0.02 +/- 0.56	1.06	U,G
15585-10-1	Eu-154	0.34 +/- 0.47	0.79	U,G
14391-16-3	Eu-155	-0.05 +/- 0.23	0.41	U,G
14596-12-4	Fe-59	0 +/- 0.29	0.55	U,G
10043-66-0	I-131	-0.6 +/- 1.8	3.4	U,G
13966-00-2	K-40	4.2 +/- 1.9	2.3	G
13966-31-9	Mn-54	0.017 +/- 0.095	0.173	U,G
13966-32-0	Na-22	0.005 +/- 0.082	0.162	U,G
14681-63-1	Nb-94	0.008 +/- 0.086	0.158	U,G
13967-76-5	Nb-95	-0.03 +/- 0.13	0.25	U,G
15100-28-4	Pa-234m	-5 +/- 13	27	U,G
15092-94-1	Pb-212	1.82 +/- 0.34	0.26	G
15067-28-4	Pb-214	1.65 +/- 0.33	0.34	G,J
13967-48-1	Ru-106	0.09 +/- 0.76	1.41	U,G

Comments:

Qualifiers/Flags:

U - Result is less than the sample specific MDC or less than the associated TPU

Y1 - Chemical Yield is in control at 100-110%. Quantitative Yield is assumed.

Y2 - Chemical Yield outside default limits.

LT - Result is less than Requested MDC, greater than sample specific MDC.

M3 - The requested MDC was not met, but the reported activity is greater than the reported MDC.

M - The requested MDC was not met.

SQ - Spectral quality prevents accurate quantitation.

SI - Nuclide identification and/or quantitation is tentative.

TI - Nuclide identification is tentative.

R - Nuclide has exceeded 8 halflives.

G - Sample density differs by more than 15% of LCS density.

Abbreviations:

TPU - Total Propagated Uncertainty (see PAI SOP 743)

MDC - Minimum Detectable Concentration (see PAI SOP 709)

BDL - Below Detection Limit

Data Package ID: *GSS0408124-1*

Gamma Spectroscopy Results

PAI 713 Rev 8

Sample Results

Lab Name: Paragon Analytics
Work Order Number: 0408124
Client Name: New World Technologies
ClientProject ID: Ravenna GA00563

Field ID: SU1-D2
Lab ID: 0408124-12

Library: FANP

Sample Matrix: SOIL
Prep SOP: PAI 739 Rev 8
Date Collected: 10-Aug-04
Date Prepared: 30-Aug-04
Date Analyzed: 15-Sep-04

Prep Batch: GS040830-3
QCBatchID: GS040830-3-1
Run ID: GS040830-3A
Count Time: 30 minutes
Report Basis: Dry Weight

Final Aliquot: 233 g
Prep Basis: Dry Weight
Moisture(%): NA
Result Units: pCi/g
File Name: 041785D04A

CASNO	Target Nuclide	Result +/- 2 s TPU	MDC	Lab Qualifier
14683-10-4	Sb-124	0.05 +/- 0.14	0.24	U,G
14234-35-6	Sb-125	-0.12 +/- 0.19	0.39	U,G
13967-63-0	Sc-46	0.02 +/- 0.10	0.19	U,G
15623-47-9	Th-227	0.07 +/- 0.47	0.83	U,G
15065-10-8	Th-234	1.9 +/- 1.9	3.1	U,G
14913-50-9	Tl-208	0.49 +/- 0.16	0.18	G
15117-96-1	U-235	0.02 +/- 0.42	0.74	U,G
13982-39-3	Zn-65	-0.25 +/- 0.51	0.93	U,G

Comments:

Qualifiers/Flags:

U - Result is less than the sample specific MDC or less than the associated TPU

Y1 - Chemical Yield is in control at 100-110%. Quantitative Yield is assumed.

Y2 - Chemical Yield outside default limits.

LT - Result is less than Requested MDC, greater than sample specific MDC.

M3 - The requested MDC was not met, but the reported activity is greater than the reported MDC.

M - The requested MDC was not met.

SQ - Spectral quality prevents accurate quantitation.

SI - Nuclide identification and/or quantitation is tentative.

TI - Nuclide identification is tentative.

R - Nuclide has exceeded 8 halflives.

G - Sample density differs by more than 15% of LCS density.

Abbreviations:

TPU - Total Propagated Uncertainty (see PAI SOP 743)

MDC - Minimum Detectable Concentration (see PAI SOP 709)

BDL - Below Detection Limit

Data Package ID: *GSS0408124-1*

Gamma Spectroscopy Results

PAI 713 Rev 8

Sample Results

Lab Name: Paragon Analytics
Work Order Number: 0408124
Client Name: New World Technologies
ClientProject ID: Ravenna GA00563

Field ID: SU1-E0
Lab ID: 0408124-13

Library: FANP

Sample Matrix: SOIL
Prep SOP: PAI 739 Rev 8
Date Collected: 10-Aug-04
Date Prepared: 30-Aug-04
Date Analyzed: 15-Sep-04

Prep Batch: GS040830-3
QCBatchID: GS040830-3-1
Run ID: GS040830-3A
Count Time: 30 minutes
Report Basis: Dry Weight

Final Aliquot: 296 g
Prep Basis: Dry Weight
Moisture(%): NA
Result Units: pCi/g
File Name: 042229D01A

CASNO	Target Nuclide	Result +/- 2 s TPU	MDC	Lab Qualifier
14331-83-0	Ac-228	0.65 +/- 0.35	0.39	LT,G,TI
14391-76-5	Ag-110m	0.037 +/- 0.079	0.138	U,G
14682-66-7	Al-26	0.054 +/- 0.077	0.126	U,G
14596-10-2	Am-241	-0.07 +/- 0.50	0.93	U,G
13966-02-4	Be-7	0.56 +/- 0.87	1.47	U,G
14913-49-6	Bi-212	0.5 +/- 1.0	1.8	U,G
14733-03-0	Bi-214	0.26 +/- 0.24	0.38	U,G,J
13982-30-4	Ce-139	-0.012 +/- 0.053	0.099	U,G
14762-78-8	Ce-144	-0.04 +/- 0.32	0.59	U,G
14093-03-9	Co-56	0.14 +/- 0.21	0.35	U,G
13981-50-5	Co-57	0.008 +/- 0.045	0.081	U,G
13981-38-9	Co-58	0.006 +/- 0.078	0.154	U,G
10198-40-0	Co-60	-0.017 +/- 0.057	0.136	U,G
14392-02-0	Cr-51	-0.3 +/- 1.1	2.2	U,G
13967-70-9	Cs-134	0.050 +/- 0.094	0.147	U,G

Comments:

Qualifiers/Flags:

U - Result is less than the sample specific MDC or less than the associated TPU

Y1 - Chemical Yield is in control at 100-110%. Quantitative Yield is assumed.

Y2 - Chemical Yield outside default limits.

LT - Result is less than Requested MDC, greater than sample specific MDC.

M3 - The requested MDC was not met, but the reported activity is greater than the reported MDC.

M - The requested MDC was not met.

SQ - Spectral quality prevents accurate quantitation.

SI - Nuclide identification and/or quantitation is tentative.

TI - Nuclide identification is tentative.

R - Nuclide has exceeded 8 halflives.

G - Sample density differs by more than 15% of LCS density.

Abbreviations:

TPU - Total Propagated Uncertainty (see PAI SOP 743)

MDC - Minimum Detectable Concentration (see PAI SOP 709)

BDL - Below Detection Limit

Data Package ID: *GSS0408124-1*

Gamma Spectroscopy Results

PAI 713 Rev 8

Sample Results

Lab Name: Paragon Analytics
Work Order Number: 0408124
Client Name: New World Technologies
ClientProject ID: Ravenna GA00563

Field ID: SU1-E0
Lab ID: 0408124-13

Library: FANP

Sample Matrix: SOIL
Prep SOP: PAI 739 Rev 8
Date Collected: 10-Aug-04
Date Prepared: 30-Aug-04
Date Analyzed: 15-Sep-04

Prep Batch: GS040830-3
QCBatchID: GS040830-3-1
Run ID: GS040830-3A
Count Time: 30 minutes
Report Basis: Dry Weight

Final Aliquot: 296 g
Prep Basis: Dry Weight
Moisture(%): NA
Result Units: pCi/g
File Name: 042229D01A

CASNO	Target Nuclide	Result +/- 2 s TPU	MDC	Lab Qualifier
10045-97-3	Cs-137	-0.026 +/- 0.084	0.165	U,G
14683-23-9	Eu-152	-0.05 +/- 0.39	0.82	U,G
15585-10-1	Eu-154	-0.30 +/- 0.47	1.02	U,G
14391-16-3	Eu-155	0.06 +/- 0.19	0.33	U,G
14596-12-4	Fe-59	-0.12 +/- 0.28	0.58	U,G
10043-66-0	I-131	0.5 +/- 1.2	2.1	U,G
13966-00-2	K-40	4.4 +/- 1.7	1.7	G
13966-31-9	Mn-54	0.025 +/- 0.077	0.140	U,G
13966-32-0	Na-22	-0.060 +/- 0.088	0.198	U,G
14681-63-1	Nb-94	0.025 +/- 0.079	0.142	U,G
13967-76-5	Nb-95	-0.01 +/- 0.12	0.23	U,G
15100-28-4	Pa-234m	14 +/- 12	16	U,G
15092-94-1	Pb-212	0.32 +/- 0.17	0.24	G
15067-28-4	Pb-214	0.19 +/- 0.20	0.32	U,G,J
13967-48-1	Ru-106	0 +/- 0.59	1.15	U,G

Comments:

Qualifiers/Flags:

U - Result is less than the sample specific MDC or less than the associated TPU

Y1 - Chemical Yield is in control at 100-110%. Quantitative Yield is assumed.

Y2 - Chemical Yield outside default limits.

LT - Result is less than Requested MDC, greater than sample specific MDC.

M3 - The requested MDC was not met, but the reported activity is greater than the reported MDC.

M - The requested MDC was not met.

SQ - Spectral quality prevents accurate quantitation.

SI - Nuclide identification and/or quantitation is tentative.

TI - Nuclide identification is tentative.

R - Nuclide has exceeded 8 halflives.

G - Sample density differs by more than 15% of LCS density.

Abbreviations:

TPU - Total Propagated Uncertainty (see PAI SOP 743)

MDC - Minimum Detectable Concentration (see PAI SOP 709)

BDL - Below Detection Limit

Data Package ID: *GSS0408124-1*

Gamma Spectroscopy Results

PAI 713 Rev 8

Sample Results

Lab Name: Paragon Analytics
Work Order Number: 0408124
Client Name: New World Technologies
ClientProject ID: Ravenna GA00563

Field ID: SU1-E0
Lab ID: 0408124-13

Library: FANP

Sample Matrix: SOIL
Prep SOP: PAI 739 Rev 8
Date Collected: 10-Aug-04
Date Prepared: 30-Aug-04
Date Analyzed: 15-Sep-04

Prep Batch: GS040830-3
QCBatchID: GS040830-3-1
Run ID: GS040830-3A
Count Time: 30 minutes
Report Basis: Dry Weight

Final Aliquot: 296 g
Prep Basis: Dry Weight
Moisture(%): NA
Result Units: pCi/g
File Name: 042229D01A

CASNO	Target Nuclide	Result +/- 2 s TPU	MDC	Lab Qualifier
14683-10-4	Sb-124	-0.01 +/- 0.10	0.20	U,G
14234-35-6	Sb-125	0.17 +/- 0.17	0.26	U,G
13967-63-0	Sc-46	0.066 +/- 0.083	0.132	U,G
15623-47-9	Th-227	-0.18 +/- 0.49	0.91	U,G
15065-10-8	Th-234	-0.2 +/- 1.2	2.2	U,G
14913-50-9	Tl-208	0.064 +/- 0.086	0.141	U,G
15117-96-1	U-235	-0.01 +/- 0.38	0.68	U,G
13982-39-3	Zn-65	-0.20 +/- 0.23	0.50	U,G

Comments:

Qualifiers/Flags:

U - Result is less than the sample specific MDC or less than the associated TPU

Y1 - Chemical Yield is in control at 100-110%. Quantitative Yield is assumed.

Y2 - Chemical Yield outside default limits.

LT - Result is less than Requested MDC, greater than sample specific MDC.

M3 - The requested MDC was not met, but the reported activity is greater than the reported MDC.

M - The requested MDC was not met.

SQ - Spectral quality prevents accurate quantitation.

SI - Nuclide identification and/or quantitation is tentative.

TI - Nuclide identification is tentative.

R - Nuclide has exceeded 8 halflives.

G - Sample density differs by more than 15% of LCS density.

Abbreviations:

TPU - Total Propagated Uncertainty (see PAI SOP 743)

MDC - Minimum Detectable Concentration (see PAI SOP 709)

BDL - Below Detection Limit

Data Package ID: *GSS0408124-1*

Gamma Spectroscopy Results

PAI 713 Rev 8

Sample Results

Lab Name: Paragon Analytics
Work Order Number: 0408124
Client Name: New World Technologies
ClientProject ID: Ravenna GA00563

Field ID: SU1-E1
Lab ID: 0408124-14

Library: FANP

Sample Matrix: SOIL
Prep SOP: PAI 739 Rev 8
Date Collected: 10-Aug-04
Date Prepared: 30-Aug-04
Date Analyzed: 15-Sep-04

Prep Batch: GS040830-3
QCBatchID: GS040830-3-1
Run ID: GS040830-3A
Count Time: 30 minutes
Report Basis: Dry Weight

Final Aliquot: 307 g
Prep Basis: Dry Weight
Moisture(%): NA
Result Units: pCi/g
File Name: 041605D07A

CASNO	Target Nuclide	Result +/- 2 s TPU	MDC	Lab Qualifier
14331-83-0	Ac-228	0.77 +/- 0.45	0.60	LT,G,TI
14391-76-5	Ag-110m	-0.023 +/- 0.079	0.158	U,G
14682-66-7	Al-26	-0.003 +/- 0.049	0.126	U,G
14596-10-2	Am-241	-0.01 +/- 0.10	0.19	U,G
13966-02-4	Be-7	0 +/- 0.70	1.35	U,G
14913-49-6	Bi-212	0.3 +/- 1.1	2.1	U,G
14733-03-0	Bi-214	0.15 +/- 0.18	0.29	U,G,J
13982-30-4	Ce-139	-0.023 +/- 0.052	0.099	U,G
14762-78-8	Ce-144	-0.29 +/- 0.30	0.60	U,G
14093-03-9	Co-56	0.09 +/- 0.21	0.37	U,G
13981-50-5	Co-57	-0.017 +/- 0.033	0.065	U,G
13981-38-9	Co-58	-0.023 +/- 0.081	0.174	U,G
10198-40-0	Co-60	0.012 +/- 0.065	0.132	U,G
14392-02-0	Cr-51	0.3 +/- 1.0	1.8	U,G
13967-70-9	Cs-134	-0.032 +/- 0.056	0.120	U,G

Comments:

Qualifiers/Flags:

U - Result is less than the sample specific MDC or less than the associated TPU

Y1 - Chemical Yield is in control at 100-110%. Quantitative Yield is assumed.

Y2 - Chemical Yield outside default limits.

LT - Result is less than Requested MDC, greater than sample specific MDC.

M3 - The requested MDC was not met, but the reported activity is greater than the reported MDC.

M - The requested MDC was not met.

SQ - Spectral quality prevents accurate quantitation.

SI - Nuclide identification and/or quantitation is tentative.

TI - Nuclide identification is tentative.

R - Nuclide has exceeded 8 halflives.

G - Sample density differs by more than 15% of LCS density.

Abbreviations:

TPU - Total Propagated Uncertainty (see PAI SOP 743)

MDC - Minimum Detectable Concentration (see PAI SOP 709)

BDL - Below Detection Limit

Data Package ID: *GSS0408124-1*

Gamma Spectroscopy Results

PAI 713 Rev 8

Sample Results

Lab Name: Paragon Analytics
Work Order Number: 0408124
Client Name: New World Technologies
ClientProject ID: Ravenna GA00563

Field ID: SU1-E1
Lab ID: 0408124-14

Library: FANP

Sample Matrix: SOIL
Prep SOP: PAI 739 Rev 8
Date Collected: 10-Aug-04
Date Prepared: 30-Aug-04
Date Analyzed: 15-Sep-04

Prep Batch: GS040830-3
QCBatchID: GS040830-3-1
Run ID: GS040830-3A
Count Time: 30 minutes
Report Basis: Dry Weight

Final Aliquot: 307 g
Prep Basis: Dry Weight
Moisture(%): NA
Result Units: pCi/g
File Name: 041605D07A

CASNO	Target Nuclide	Result +/- 2 s TPU	MDC	Lab Qualifier
10045-97-3	Cs-137	0.040 +/- 0.068	0.116	U,G
14683-23-9	Eu-152	-0.48 +/- 0.35	0.96	U,G
15585-10-1	Eu-154	-0.11 +/- 0.39	0.83	U,G
14391-16-3	Eu-155	0.02 +/- 0.13	0.23	U,G
14596-12-4	Fe-59	-0.08 +/- 0.23	0.50	U,G
10043-66-0	I-131	0.2 +/- 1.1	2.0	U,G
13966-00-2	K-40	4.9 +/- 1.9	2.0	G
13966-31-9	Mn-54	0.056 +/- 0.067	0.107	U,G
13966-32-0	Na-22	0.071 +/- 0.068	0.088	U,G
14681-63-1	Nb-94	0.028 +/- 0.067	0.120	U,G
13967-76-5	Nb-95	-0.02 +/- 0.10	0.21	U,G
15100-28-4	Pa-234m	-2 +/- 11	24	U,G
15092-94-1	Pb-212	0.44 +/- 0.16	0.20	G
15067-28-4	Pb-214	0.25 +/- 0.12	0.19	G,J
13967-48-1	Ru-106	0.27 +/- 0.63	1.12	U,G

Comments:

Qualifiers/Flags:

U - Result is less than the sample specific MDC or less than the associated TPU

Y1 - Chemical Yield is in control at 100-110%. Quantitative Yield is assumed.

Y2 - Chemical Yield outside default limits.

LT - Result is less than Requested MDC, greater than sample specific MDC.

M3 - The requested MDC was not met, but the reported activity is greater than the reported MDC.

M - The requested MDC was not met.

SQ - Spectral quality prevents accurate quantitation.

SI - Nuclide identification and/or quantitation is tentative.

TI - Nuclide identification is tentative.

R - Nuclide has exceeded 8 halflives.

G - Sample density differs by more than 15% of LCS density.

Abbreviations:

TPU - Total Propagated Uncertainty (see PAI SOP 743)

MDC - Minimum Detectable Concentration (see PAI SOP 709)

BDL - Below Detection Limit

Data Package ID: *GSS0408124-1*

Gamma Spectroscopy Results

PAI 713 Rev 8

Sample Results

Lab Name: Paragon Analytics
Work Order Number: 0408124
Client Name: New World Technologies
ClientProject ID: Ravenna GA00563

Field ID: SU1-E1
Lab ID: 0408124-14

Library: FANP

Sample Matrix: SOIL
Prep SOP: PAI 739 Rev 8
Date Collected: 10-Aug-04
Date Prepared: 30-Aug-04
Date Analyzed: 15-Sep-04

Prep Batch: GS040830-3
QCBatchID: GS040830-3-1
Run ID: GS040830-3A
Count Time: 30 minutes
Report Basis: Dry Weight

Final Aliquot: 307 g
Prep Basis: Dry Weight
Moisture(%): NA
Result Units: pCi/g
File Name: 041605D07A

CASNO	Target Nuclide	Result +/- 2 s TPU	MDC	Lab Qualifier
14683-10-4	Sb-124	0.019 +/- 0.079	0.147	U,G
14234-35-6	Sb-125	0.07 +/- 0.16	0.27	U,G
13967-63-0	Sc-46	-0.011 +/- 0.088	0.181	U,G
15623-47-9	Th-227	0.02 +/- 0.30	0.55	U,G
15065-10-8	Th-234	0.27 +/- 0.72	1.23	U,G
14913-50-9	Tl-208	0.062 +/- 0.092	0.154	U,G
15117-96-1	U-235	-0.02 +/- 0.30	0.56	U,G
13982-39-3	Zn-65	-0.02 +/- 0.18	0.36	U,G

Comments:

Qualifiers/Flags:

U - Result is less than the sample specific MDC or less than the associated TPU

Y1 - Chemical Yield is in control at 100-110%. Quantitative Yield is assumed.

Y2 - Chemical Yield outside default limits.

LT - Result is less than Requested MDC, greater than sample specific MDC.

M3 - The requested MDC was not met, but the reported activity is greater than the reported MDC.

M - The requested MDC was not met.

SQ - Spectral quality prevents accurate quantitation.

SI - Nuclide identification and/or quantitation is tentative.

TI - Nuclide identification is tentative.

R - Nuclide has exceeded 8 halflives.

G - Sample density differs by more than 15% of LCS density.

Abbreviations:

TPU - Total Propagated Uncertainty (see PAI SOP 743)

MDC - Minimum Detectable Concentration (see PAI SOP 709)

BDL - Below Detection Limit

Data Package ID: *GSS0408124-1*

Gamma Spectroscopy Results

PAI 713 Rev 8

Sample Results

Lab Name: Paragon Analytics
Work Order Number: 0408124
Client Name: New World Technologies
ClientProject ID: Ravenna GA00563

Field ID: SU1-E2
Lab ID: 0408124-15

Library: FANP

Sample Matrix: SOIL
Prep SOP: PAI 739 Rev 8
Date Collected: 10-Aug-04
Date Prepared: 30-Aug-04
Date Analyzed: 15-Sep-04

Prep Batch: GS040830-3
QCBatchID: GS040830-3-1
Run ID: GS040830-3A
Count Time: 30 minutes
Report Basis: Dry Weight

Final Aliquot: 333 g
Prep Basis: Dry Weight
Moisture(%): NA
Result Units: pCi/g
File Name: 041574D08A

CASNO	Target Nuclide	Result +/- 2 s TPU	MDC	Lab Qualifier
14331-83-0	Ac-228	0.14 +/- 0.26	0.45	U,G
14391-76-5	Ag-110m	0.002 +/- 0.055	0.106	U,G
14682-66-7	Al-26	0.022 +/- 0.075	0.142	U,G
14596-10-2	Am-241	-0.03 +/- 0.10	0.18	U,G
13966-02-4	Be-7	0.06 +/- 0.61	1.14	U,G
14913-49-6	Bi-212	0.24 +/- 0.94	1.71	U,G
14733-03-0	Bi-214	0.10 +/- 0.17	0.29	U,G,J
13982-30-4	Ce-139	-0.003 +/- 0.043	0.078	U,G
14762-78-8	Ce-144	-0.07 +/- 0.22	0.42	U,G
14093-03-9	Co-56	0 +/- 0.16	0.31	U,G
13981-50-5	Co-57	-0.006 +/- 0.027	0.051	U,G
13981-38-9	Co-58	0.025 +/- 0.073	0.133	U,G
10198-40-0	Co-60	-0.032 +/- 0.067	0.147	U,G
14392-02-0	Cr-51	0.01 +/- 0.92	1.69	U,G
13967-70-9	Cs-134	0.015 +/- 0.076	0.135	U,G

Comments:

Qualifiers/Flags:

U - Result is less than the sample specific MDC or less than the associated TPU

Y1 - Chemical Yield is in control at 100-110%. Quantitative Yield is assumed.

Y2 - Chemical Yield outside default limits.

LT - Result is less than Requested MDC, greater than sample specific MDC.

M3 - The requested MDC was not met, but the reported activity is greater than the reported MDC.

M - The requested MDC was not met.

SQ - Spectral quality prevents accurate quantitation.

SI - Nuclide identification and/or quantitation is tentative.

TI - Nuclide identification is tentative.

R - Nuclide has exceeded 8 halflives.

G - Sample density differs by more than 15% of LCS density.

Abbreviations:

TPU - Total Propagated Uncertainty (see PAI SOP 743)

MDC - Minimum Detectable Concentration (see PAI SOP 709)

BDL - Below Detection Limit

Data Package ID: *GSS0408124-1*

Gamma Spectroscopy Results

PAI 713 Rev 8

Sample Results

Lab Name: Paragon Analytics
Work Order Number: 0408124
Client Name: New World Technologies
ClientProject ID: Ravenna GA00563

Field ID: SU1-E2
Lab ID: 0408124-15

Library: FANP

Sample Matrix: SOIL
Prep SOP: PAI 739 Rev 8
Date Collected: 10-Aug-04
Date Prepared: 30-Aug-04
Date Analyzed: 15-Sep-04

Prep Batch: GS040830-3
QCBatchID: GS040830-3-1
Run ID: GS040830-3A
Count Time: 30 minutes
Report Basis: Dry Weight

Final Aliquot: 333 g
Prep Basis: Dry Weight
Moisture(%): NA
Result Units: pCi/g
File Name: 041574D08A

CASNO	Target Nuclide	Result +/- 2 s TPU	MDC	Lab Qualifier
10045-97-3	Cs-137	0.050 +/- 0.049	0.072	U,G
14683-23-9	Eu-152	-0.03 +/- 0.27	0.57	U,G
15585-10-1	Eu-154	0.03 +/- 0.32	0.61	U,G
14391-16-3	Eu-155	-0.060 +/- 0.099	0.196	U,G
14596-12-4	Fe-59	-0.02 +/- 0.19	0.38	U,G
10043-66-0	I-131	-1.00 +/- 0.81	1.87	U,G
13966-00-2	K-40	5.2 +/- 1.6	1.4	G
13966-31-9	Mn-54	-0.078 +/- 0.067	0.149	U,G
13966-32-0	Na-22	0.014 +/- 0.056	0.108	U,G
14681-63-1	Nb-94	-0.016 +/- 0.059	0.116	U,G
13967-76-5	Nb-95	0.066 +/- 0.094	0.156	U,G
15100-28-4	Pa-234m	-4 +/- 10	21	U,G
15092-94-1	Pb-212	0.25 +/- 0.12	0.17	G
15067-28-4	Pb-214	0.16 +/- 0.16	0.25	U,G,J
13967-48-1	Ru-106	-0.46 +/- 0.56	1.19	U,G

Comments:

Qualifiers/Flags:

U - Result is less than the sample specific MDC or less than the associated TPU

Y1 - Chemical Yield is in control at 100-110%. Quantitative Yield is assumed.

Y2 - Chemical Yield outside default limits.

LT - Result is less than Requested MDC, greater than sample specific MDC.

M3 - The requested MDC was not met, but the reported activity is greater than the reported MDC.

M - The requested MDC was not met.

SQ - Spectral quality prevents accurate quantitation.

SI - Nuclide identification and/or quantitation is tentative.

TI - Nuclide identification is tentative.

R - Nuclide has exceeded 8 halflives.

G - Sample density differs by more than 15% of LCS density.

Abbreviations:

TPU - Total Propagated Uncertainty (see PAI SOP 743)

MDC - Minimum Detectable Concentration (see PAI SOP 709)

BDL - Below Detection Limit

Data Package ID: *GSS0408124-1*

Gamma Spectroscopy Results

PAI 713 Rev 8

Sample Results

Lab Name: Paragon Analytics
Work Order Number: 0408124
Client Name: New World Technologies
ClientProject ID: Ravenna GA00563

Field ID: SU1-E2
Lab ID: 0408124-15

Library: FANP

Sample Matrix: SOIL
Prep SOP: PAI 739 Rev 8
Date Collected: 10-Aug-04
Date Prepared: 30-Aug-04
Date Analyzed: 15-Sep-04

Prep Batch: GS040830-3
QCBatchID: GS040830-3-1
Run ID: GS040830-3A
Count Time: 30 minutes
Report Basis: Dry Weight

Final Aliquot: 333 g
Prep Basis: Dry Weight
Moisture(%): NA
Result Units: pCi/g
File Name: 041574D08A

CASNO	Target Nuclide	Result +/- 2 s TPU	MDC	Lab Qualifier
14683-10-4	Sb-124	0.01 +/- 0.11	0.20	U,G
14234-35-6	Sb-125	-0.04 +/- 0.14	0.27	U,G
13967-63-0	Sc-46	-0.054 +/- 0.087	0.182	U,G
15623-47-9	Th-227	0.22 +/- 0.26	0.41	U,G
15065-10-8	Th-234	0.06 +/- 0.59	1.03	U,G
14913-50-9	Tl-208	0.107 +/- 0.078	0.114	U,G
15117-96-1	U-235	0.16 +/- 0.23	0.38	U,G
13982-39-3	Zn-65	0 +/- 0.14	0.28	U,G

Comments:

Qualifiers/Flags:

U - Result is less than the sample specific MDC or less than the associated TPU

Y1 - Chemical Yield is in control at 100-110%. Quantitative Yield is assumed.

Y2 - Chemical Yield outside default limits.

LT - Result is less than Requested MDC, greater than sample specific MDC.

M3 - The requested MDC was not met, but the reported activity is greater than the reported MDC.

M - The requested MDC was not met.

SQ - Spectral quality prevents accurate quantitation.

SI - Nuclide identification and/or quantitation is tentative.

TI - Nuclide identification is tentative.

R - Nuclide has exceeded 8 halflives.

G - Sample density differs by more than 15% of LCS density.

Abbreviations:

TPU - Total Propagated Uncertainty (see PAI SOP 743)

MDC - Minimum Detectable Concentration (see PAI SOP 709)

BDL - Below Detection Limit

Data Package ID: *GSS0408124-1*

Gamma Spectroscopy Results

PAI 713 Rev 8

Sample Results

Lab Name: Paragon Analytics
Work Order Number: 0408124
Client Name: New World Technologies
ClientProject ID: Ravenna GA00563

Field ID: SU1-F0
Lab ID: 0408124-16

Library: FANP

Sample Matrix: SOIL
Prep SOP: PAI 739 Rev 8
Date Collected: 10-Aug-04
Date Prepared: 30-Aug-04
Date Analyzed: 15-Sep-04

Prep Batch: GS040830-3
QCBatchID: GS040830-3-1
Run ID: GS040830-3A
Count Time: 30 minutes
Report Basis: Dry Weight

Final Aliquot: 284 g
Prep Basis: Dry Weight
Moisture(%): NA
Result Units: pCi/g
File Name: 040342D09A

CASNO	Target Nuclide	Result +/- 2 s TPU	MDC	Lab Qualifier
14331-83-0	Ac-228	0.45 +/- 0.33	0.48	U,G
14391-76-5	Ag-110m	-0.011 +/- 0.058	0.114	U,G
14682-66-7	Al-26	0.002 +/- 0.059	0.125	U,G
14596-10-2	Am-241	-0.8 +/- 1.3	2.5	U,G
13966-02-4	Be-7	0.32 +/- 0.60	1.03	U,G
14913-49-6	Bi-212	0.4 +/- 1.1	1.9	U,G
14733-03-0	Bi-214	0.31 +/- 0.21	0.31	G,J
13982-30-4	Ce-139	0.007 +/- 0.059	0.105	U,G
14762-78-8	Ce-144	-0.31 +/- 0.41	0.78	U,G
14093-03-9	Co-56	0.05 +/- 0.19	0.35	U,G
13981-50-5	Co-57	-0.064 +/- 0.054	0.106	U,G
13981-38-9	Co-58	-0.033 +/- 0.075	0.156	U,G
10198-40-0	Co-60	-0.069 +/- 0.079	0.177	U,G
14392-02-0	Cr-51	0.7 +/- 1.1	1.8	U,G
13967-70-9	Cs-134	0.051 +/- 0.099	0.158	U,G

Comments:

Qualifiers/Flags:

U - Result is less than the sample specific MDC or less than the associated TPU

Y1 - Chemical Yield is in control at 100-110%. Quantitative Yield is assumed.

Y2 - Chemical Yield outside default limits.

LT - Result is less than Requested MDC, greater than sample specific MDC.

M3 - The requested MDC was not met, but the reported activity is greater than the reported MDC.

M - The requested MDC was not met.

SQ - Spectral quality prevents accurate quantitation.

SI - Nuclide identification and/or quantitation is tentative.

TI - Nuclide identification is tentative.

R - Nuclide has exceeded 8 halflives.

G - Sample density differs by more than 15% of LCS density.

Abbreviations:

TPU - Total Propagated Uncertainty (see PAI SOP 743)

MDC - Minimum Detectable Concentration (see PAI SOP 709)

BDL - Below Detection Limit

Data Package ID: *GSS0408124-1*

Gamma Spectroscopy Results

PAI 713 Rev 8

Sample Results

Lab Name: Paragon Analytics
Work Order Number: 0408124
Client Name: New World Technologies
ClientProject ID: Ravenna GA00563

Field ID: SU1-F0
Lab ID: 0408124-16

Library: FANP

Sample Matrix: SOIL
Prep SOP: PAI 739 Rev 8
Date Collected: 10-Aug-04
Date Prepared: 30-Aug-04
Date Analyzed: 15-Sep-04

Prep Batch: GS040830-3
QCBatchID: GS040830-3-1
Run ID: GS040830-3A
Count Time: 30 minutes
Report Basis: Dry Weight

Final Aliquot: 284 g
Prep Basis: Dry Weight
Moisture(%): NA
Result Units: pCi/g
File Name: 040342D09A

CASNO	Target Nuclide	Result +/- 2 s TPU	MDC	Lab Qualifier
10045-97-3	Cs-137	0.022 +/- 0.065	0.115	U,G
14683-23-9	Eu-152	-0.26 +/- 0.36	0.80	U,G
15585-10-1	Eu-154	-0.11 +/- 0.30	0.64	U,G
14391-16-3	Eu-155	0.12 +/- 0.26	0.43	U,G
14596-12-4	Fe-59	0.08 +/- 0.21	0.38	U,G
10043-66-0	I-131	0.8 +/- 1.2	2.0	U,G
13966-00-2	K-40	6.7 +/- 1.9	1.8	G
13966-31-9	Mn-54	-0.028 +/- 0.067	0.136	U,G
13966-32-0	Na-22	-0.078 +/- 0.080	0.180	U,G
14681-63-1	Nb-94	-0.025 +/- 0.062	0.122	U,G
13967-76-5	Nb-95	-0.013 +/- 0.097	0.185	U,G
15100-28-4	Pa-234m	-1 +/- 11	21	U,G
15092-94-1	Pb-212	0.43 +/- 0.15	0.17	G
15067-28-4	Pb-214	0.29 +/- 0.17	0.25	G,J
13967-48-1	Ru-106	-0.19 +/- 0.55	1.09	U,G

Comments:

Qualifiers/Flags:

U - Result is less than the sample specific MDC or less than the associated TPU

Y1 - Chemical Yield is in control at 100-110%. Quantitative Yield is assumed.

Y2 - Chemical Yield outside default limits.

LT - Result is less than Requested MDC, greater than sample specific MDC.

M3 - The requested MDC was not met, but the reported activity is greater than the reported MDC.

M - The requested MDC was not met.

SQ - Spectral quality prevents accurate quantitation.

SI - Nuclide identification and/or quantitation is tentative.

TI - Nuclide identification is tentative.

R - Nuclide has exceeded 8 halflives.

G - Sample density differs by more than 15% of LCS density.

Abbreviations:

TPU - Total Propagated Uncertainty (see PAI SOP 743)

MDC - Minimum Detectable Concentration (see PAI SOP 709)

BDL - Below Detection Limit

Data Package ID: *GSS0408124-1*

Gamma Spectroscopy Results

PAI 713 Rev 8

Sample Results

Lab Name: Paragon Analytics
Work Order Number: 0408124
Client Name: New World Technologies
ClientProject ID: Ravenna GA00563

Field ID: SU1-F0
Lab ID: 0408124-16

Library: FANP

Sample Matrix: SOIL
Prep SOP: PAI 739 Rev 8
Date Collected: 10-Aug-04
Date Prepared: 30-Aug-04
Date Analyzed: 15-Sep-04

Prep Batch: GS040830-3
QCBatchID: GS040830-3-1
Run ID: GS040830-3A
Count Time: 30 minutes
Report Basis: Dry Weight

Final Aliquot: 284 g
Prep Basis: Dry Weight
Moisture(%): NA
Result Units: pCi/g
File Name: 040342D09A

CASNO	Target Nuclide	Result +/- 2 s TPU	MDC	Lab Qualifier
14683-10-4	Sb-124	0.03 +/- 0.10	0.18	U,G
14234-35-6	Sb-125	0.10 +/- 0.12	0.19	U,G
13967-63-0	Sc-46	-0.025 +/- 0.086	0.171	U,G
15623-47-9	Th-227	0.09 +/- 0.39	0.68	U,G
15065-10-8	Th-234	-1.0 +/- 1.6	3.0	U,G
14913-50-9	Tl-208	0.19 +/- 0.10	0.14	G
15117-96-1	U-235	0.15 +/- 0.33	0.56	U,G
13982-39-3	Zn-65	0.02 +/- 0.18	0.34	U,G

Comments:

Qualifiers/Flags:

U - Result is less than the sample specific MDC or less than the associated TPU

Y1 - Chemical Yield is in control at 100-110%. Quantitative Yield is assumed.

Y2 - Chemical Yield outside default limits.

LT - Result is less than Requested MDC, greater than sample specific MDC.

M3 - The requested MDC was not met, but the reported activity is greater than the reported MDC.

M - The requested MDC was not met.

SQ - Spectral quality prevents accurate quantitation.

SI - Nuclide identification and/or quantitation is tentative.

TI - Nuclide identification is tentative.

R - Nuclide has exceeded 8 halflives.

G - Sample density differs by more than 15% of LCS density.

Abbreviations:

TPU - Total Propagated Uncertainty (see PAI SOP 743)

MDC - Minimum Detectable Concentration (see PAI SOP 709)

BDL - Below Detection Limit

Data Package ID: *GSS0408124-1*

Gamma Spectroscopy Results

PAI 713 Rev 8

Sample Results

Lab Name: Paragon Analytics
Work Order Number: 0408124
Client Name: New World Technologies
ClientProject ID: Ravenna GA00563

Field ID: SU1-F2
Lab ID: 0408124-17

Library: FANP

Sample Matrix: SOIL
Prep SOP: PAI 739 Rev 8
Date Collected: 10-Aug-04
Date Prepared: 30-Aug-04
Date Analyzed: 15-Sep-04

Prep Batch: GS040830-3
QCBatchID: GS040830-3-1
Run ID: GS040830-3A
Count Time: 30 minutes
Report Basis: Dry Weight

Final Aliquot: 298 g
Prep Basis: Dry Weight
Moisture(%): NA
Result Units: pCi/g
File Name: 041532D03A

CASNO	Target Nuclide	Result +/- 2 s TPU	MDC	Lab Qualifier
14331-83-0	Ac-228	0.36 +/- 0.15	0.33	LT,G
14391-76-5	Ag-110m	-0.055 +/- 0.049	0.096	U,G
14682-66-7	Al-26	0 +/- 0.037	0.072	U,G
14596-10-2	Am-241	-0.05 +/- 0.34	0.59	U,G
13966-02-4	Be-7	0 +/- 0.49	0.88	U,G
14913-49-6	Bi-212	0.04 +/- 0.67	1.20	U,G
14733-03-0	Bi-214	0.23 +/- 0.13	0.19	G,J
13982-30-4	Ce-139	-0.010 +/- 0.044	0.077	U,G
14762-78-8	Ce-144	-0.04 +/- 0.28	0.49	U,G
14093-03-9	Co-56	0.01 +/- 0.10	0.18	U,G
13981-50-5	Co-57	0.042 +/- 0.037	0.058	U,G
13981-38-9	Co-58	0.004 +/- 0.054	0.098	U,G
10198-40-0	Co-60	0.003 +/- 0.049	0.090	U,G
14392-02-0	Cr-51	-0.19 +/- 0.75	1.36	U,G
13967-70-9	Cs-134	0.009 +/- 0.081	0.137	U,G

Comments:

Qualifiers/Flags:

U - Result is less than the sample specific MDC or less than the associated TPU

Y1 - Chemical Yield is in control at 100-110%. Quantitative Yield is assumed.

Y2 - Chemical Yield outside default limits.

LT - Result is less than Requested MDC, greater than sample specific MDC.

M3 - The requested MDC was not met, but the reported activity is greater than the reported MDC.

M - The requested MDC was not met.

SQ - Spectral quality prevents accurate quantitation.

SI - Nuclide identification and/or quantitation is tentative.

TI - Nuclide identification is tentative.

R - Nuclide has exceeded 8 halflives.

G - Sample density differs by more than 15% of LCS density.

Abbreviations:

TPU - Total Propagated Uncertainty (see PAI SOP 743)

MDC - Minimum Detectable Concentration (see PAI SOP 709)

BDL - Below Detection Limit

Data Package ID: *GSS0408124-1*

Gamma Spectroscopy Results

PAI 713 Rev 8

Sample Results

Lab Name: Paragon Analytics
Work Order Number: 0408124
Client Name: New World Technologies
ClientProject ID: Ravenna GA00563

Field ID: SU1-F2
Lab ID: 0408124-17

Library: FANP

Sample Matrix: SOIL
Prep SOP: PAI 739 Rev 8
Date Collected: 10-Aug-04
Date Prepared: 30-Aug-04
Date Analyzed: 15-Sep-04

Prep Batch: GS040830-3
QCBatchID: GS040830-3-1
Run ID: GS040830-3A
Count Time: 30 minutes
Report Basis: Dry Weight

Final Aliquot: 298 g
Prep Basis: Dry Weight
Moisture(%): NA
Result Units: pCi/g
File Name: 041532D03A

CASNO	Target Nuclide	Result +/- 2 s TPU	MDC	Lab Qualifier
10045-97-3	Cs-137	0.056 +/- 0.047	0.072	U,G
14683-23-9	Eu-152	0.22 +/- 0.22	0.35	U,G
15585-10-1	Eu-154	0.15 +/- 0.24	0.40	U,G
14391-16-3	Eu-155	0.14 +/- 0.15	0.25	U,G
14596-12-4	Fe-59	-0.05 +/- 0.14	0.27	U,G
10043-66-0	I-131	-0.30 +/- 0.93	1.70	U,G
13966-00-2	K-40	6.8 +/- 1.4	1.1	G
13966-31-9	Mn-54	0.011 +/- 0.051	0.089	U,G
13966-32-0	Na-22	0.019 +/- 0.047	0.081	U,G
14681-63-1	Nb-94	0 +/- 0.049	0.087	U,G
13967-76-5	Nb-95	-0.007 +/- 0.064	0.115	U,G
15100-28-4	Pa-234m	1.5 +/- 7.8	13.8	U,G
15092-94-1	Pb-212	0.37 +/- 0.12	0.15	G
15067-28-4	Pb-214	0.221 +/- 0.099	0.164	G,J
13967-48-1	Ru-106	-0.26 +/- 0.43	0.80	U,G

Comments:

Qualifiers/Flags:

U - Result is less than the sample specific MDC or less than the associated TPU

Y1 - Chemical Yield is in control at 100-110%. Quantitative Yield is assumed.

Y2 - Chemical Yield outside default limits.

LT - Result is less than Requested MDC, greater than sample specific MDC.

M3 - The requested MDC was not met, but the reported activity is greater than the reported MDC.

M - The requested MDC was not met.

SQ - Spectral quality prevents accurate quantitation.

SI - Nuclide identification and/or quantitation is tentative.

TI - Nuclide identification is tentative.

R - Nuclide has exceeded 8 halflives.

G - Sample density differs by more than 15% of LCS density.

Abbreviations:

TPU - Total Propagated Uncertainty (see PAI SOP 743)

MDC - Minimum Detectable Concentration (see PAI SOP 709)

BDL - Below Detection Limit

Data Package ID: *GSS0408124-1*

Gamma Spectroscopy Results

PAI 713 Rev 8

Sample Results

Lab Name: Paragon Analytics
Work Order Number: 0408124
Client Name: New World Technologies
ClientProject ID: Ravenna GA00563

Field ID: SU1-F2
Lab ID: 0408124-17

Library: FANP

Sample Matrix: SOIL
Prep SOP: PAI 739 Rev 8
Date Collected: 10-Aug-04
Date Prepared: 30-Aug-04
Date Analyzed: 15-Sep-04

Prep Batch: GS040830-3
QCBatchID: GS040830-3-1
Run ID: GS040830-3A
Count Time: 30 minutes
Report Basis: Dry Weight

Final Aliquot: 298 g
Prep Basis: Dry Weight
Moisture(%): NA
Result Units: pCi/g
File Name: 041532D03A

CASNO	Target Nuclide	Result +/- 2 s TPU	MDC	Lab Qualifier
14683-10-4	Sb-124	0.066 +/- 0.073	0.119	U,G
14234-35-6	Sb-125	-0.03 +/- 0.12	0.22	U,G
13967-63-0	Sc-46	0.013 +/- 0.057	0.100	U,G
15623-47-9	Th-227	-0.41 +/- 0.47	0.85	U,G
15065-10-8	Th-234	0.4 +/- 1.0	1.7	U,G
14913-50-9	Tl-208	0.160 +/- 0.066	0.090	G
15117-96-1	U-235	0.08 +/- 0.28	0.48	U,G
13982-39-3	Zn-65	-0.06 +/- 0.11	0.22	U,G

Comments:

Qualifiers/Flags:

U - Result is less than the sample specific MDC or less than the associated TPU

Y1 - Chemical Yield is in control at 100-110%. Quantitative Yield is assumed.

Y2 - Chemical Yield outside default limits.

LT - Result is less than Requested MDC, greater than sample specific MDC.

M3 - The requested MDC was not met, but the reported activity is greater than the reported MDC.

M - The requested MDC was not met.

SQ - Spectral quality prevents accurate quantitation.

SI - Nuclide identification and/or quantitation is tentative.

TI - Nuclide identification is tentative.

R - Nuclide has exceeded 8 halflives.

G - Sample density differs by more than 15% of LCS density.

Abbreviations:

TPU - Total Propagated Uncertainty (see PAI SOP 743)

MDC - Minimum Detectable Concentration (see PAI SOP 709)

BDL - Below Detection Limit

Data Package ID: *GSS0408124-1*

Gamma Spectroscopy Results

PAI 713 Rev 8

Sample Results

Lab Name: Paragon Analytics
Work Order Number: 0408124
Client Name: New World Technologies
ClientProject ID: Ravenna GA00563

Field ID: SU1-E3
Lab ID: 0408124-18

Library: FANP

Sample Matrix: SOIL
Prep SOP: PAI 739 Rev 8
Date Collected: 10-Aug-04
Date Prepared: 30-Aug-04
Date Analyzed: 15-Sep-04

Prep Batch: GS040830-3
QCBatchID: GS040830-3-1
Run ID: GS040830-3A
Count Time: 30 minutes
Report Basis: Dry Weight

Final Aliquot: 248 g
Prep Basis: Dry Weight
Moisture(%): NA
Result Units: pCi/g
File Name: 041786D04A

CASNO	Target Nuclide	Result +/- 2 s TPU	MDC	Lab Qualifier
14331-83-0	Ac-228	0.82 +/- 0.33	0.51	LT,G
14391-76-5	Ag-110m	-0.082 +/- 0.086	0.181	U,G
14682-66-7	Al-26	-0.009 +/- 0.095	0.196	U,G
14596-10-2	Am-241	0.25 +/- 0.37	0.62	U,G
13966-02-4	Be-7	1.19 +/- 0.93	1.36	U,G
14913-49-6	Bi-212	0.5 +/- 1.2	2.0	U,G
14733-03-0	Bi-214	0.70 +/- 0.27	0.34	G,J
13982-30-4	Ce-139	0.002 +/- 0.052	0.095	U,G
14762-78-8	Ce-144	-0.21 +/- 0.34	0.66	U,G
14093-03-9	Co-56	-0.02 +/- 0.18	0.35	U,G
13981-50-5	Co-57	-0.007 +/- 0.041	0.077	U,G
13981-38-9	Co-58	0.05 +/- 0.11	0.19	U,G
10198-40-0	Co-60	-0.012 +/- 0.086	0.174	U,G
14392-02-0	Cr-51	1.4 +/- 1.3	2.0	U,G
13967-70-9	Cs-134	0.016 +/- 0.098	0.175	U,G

Comments:

Qualifiers/Flags:

U - Result is less than the sample specific MDC or less than the associated TPU

Y1 - Chemical Yield is in control at 100-110%. Quantitative Yield is assumed.

Y2 - Chemical Yield outside default limits.

LT - Result is less than Requested MDC, greater than sample specific MDC.

M3 - The requested MDC was not met, but the reported activity is greater than the reported MDC.

M - The requested MDC was not met.

SQ - Spectral quality prevents accurate quantitation.

SI - Nuclide identification and/or quantitation is tentative.

TI - Nuclide identification is tentative.

R - Nuclide has exceeded 8 halflives.

G - Sample density differs by more than 15% of LCS density.

Abbreviations:

TPU - Total Propagated Uncertainty (see PAI SOP 743)

MDC - Minimum Detectable Concentration (see PAI SOP 709)

BDL - Below Detection Limit

Data Package ID: *GSS0408124-1*

Gamma Spectroscopy Results

PAI 713 Rev 8

Sample Results

Lab Name: Paragon Analytics
Work Order Number: 0408124
Client Name: New World Technologies
ClientProject ID: Ravenna GA00563

Field ID: SU1-E3
Lab ID: 0408124-18

Library: FANP

Sample Matrix: SOIL
Prep SOP: PAI 739 Rev 8
Date Collected: 10-Aug-04
Date Prepared: 30-Aug-04
Date Analyzed: 15-Sep-04

Prep Batch: GS040830-3
QCBatchID: GS040830-3-1
Run ID: GS040830-3A
Count Time: 30 minutes
Report Basis: Dry Weight

Final Aliquot: 248 g
Prep Basis: Dry Weight
Moisture(%): NA
Result Units: pCi/g
File Name: 041786D04A

CASNO	Target Nuclide	Result +/- 2 s TPU	MDC	Lab Qualifier
10045-97-3	Cs-137	0.062 +/- 0.085	0.140	U,G
14683-23-9	Eu-152	0.22 +/- 0.43	0.75	U,G
15585-10-1	Eu-154	-0.06 +/- 0.33	0.70	U,G
14391-16-3	Eu-155	0.07 +/- 0.19	0.32	U,G
14596-12-4	Fe-59	-0.19 +/- 0.26	0.56	U,G
10043-66-0	I-131	-1.6 +/- 1.6	3.2	U,G
13966-00-2	K-40	7.1 +/- 2.0	1.5	G
13966-31-9	Mn-54	0.016 +/- 0.077	0.143	U,G
13966-32-0	Na-22	-0.017 +/- 0.084	0.172	U,G
14681-63-1	Nb-94	0.003 +/- 0.068	0.126	U,G
13967-76-5	Nb-95	-0.040 +/- 0.090	0.190	U,G
15100-28-4	Pa-234m	4 +/- 10	19	U,G
15092-94-1	Pb-212	0.96 +/- 0.24	0.24	G
15067-28-4	Pb-214	0.84 +/- 0.22	0.28	G,J
13967-48-1	Ru-106	-0.14 +/- 0.59	1.19	U,G

Comments:

Qualifiers/Flags:

U - Result is less than the sample specific MDC or less than the associated TPU

Y1 - Chemical Yield is in control at 100-110%. Quantitative Yield is assumed.

Y2 - Chemical Yield outside default limits.

LT - Result is less than Requested MDC, greater than sample specific MDC.

M3 - The requested MDC was not met, but the reported activity is greater than the reported MDC.

M - The requested MDC was not met.

SQ - Spectral quality prevents accurate quantitation.

SI - Nuclide identification and/or quantitation is tentative.

TI - Nuclide identification is tentative.

R - Nuclide has exceeded 8 halflives.

G - Sample density differs by more than 15% of LCS density.

Abbreviations:

TPU - Total Propagated Uncertainty (see PAI SOP 743)

MDC - Minimum Detectable Concentration (see PAI SOP 709)

BDL - Below Detection Limit

Data Package ID: *GSS0408124-1*

Gamma Spectroscopy Results

PAI 713 Rev 8

Sample Results

Lab Name: Paragon Analytics
Work Order Number: 0408124
Client Name: New World Technologies
ClientProject ID: Ravenna GA00563

Field ID: SU1-E3
Lab ID: 0408124-18

Library: FANP

Sample Matrix: SOIL
Prep SOP: PAI 739 Rev 8
Date Collected: 10-Aug-04
Date Prepared: 30-Aug-04
Date Analyzed: 15-Sep-04

Prep Batch: GS040830-3
QCBatchID: GS040830-3-1
Run ID: GS040830-3A
Count Time: 30 minutes
Report Basis: Dry Weight

Final Aliquot: 248 g
Prep Basis: Dry Weight
Moisture(%): NA
Result Units: pCi/g
File Name: 041786D04A

CASNO	Target Nuclide	Result +/- 2 s TPU	MDC	Lab Qualifier
14683-10-4	Sb-124	-0.09 +/- 0.15	0.28	U,G
14234-35-6	Sb-125	-0.06 +/- 0.17	0.34	U,G
13967-63-0	Sc-46	-0.074 +/- 0.094	0.206	U,G
15623-47-9	Th-227	-0.07 +/- 0.36	0.66	U,G
15065-10-8	Th-234	0.9 +/- 1.2	2.1	U,G
14913-50-9	Tl-208	0.19 +/- 0.11	0.15	G
15117-96-1	U-235	0.26 +/- 0.33	0.54	U,G
13982-39-3	Zn-65	-0.16 +/- 0.25	0.50	U,G

Comments:

Qualifiers/Flags:

U - Result is less than the sample specific MDC or less than the associated TPU

Y1 - Chemical Yield is in control at 100-110%. Quantitative Yield is assumed.

Y2 - Chemical Yield outside default limits.

LT - Result is less than Requested MDC, greater than sample specific MDC.

M3 - The requested MDC was not met, but the reported activity is greater than the reported MDC.

M - The requested MDC was not met.

SQ - Spectral quality prevents accurate quantitation.

SI - Nuclide identification and/or quantitation is tentative.

TI - Nuclide identification is tentative.

R - Nuclide has exceeded 8 halflives.

G - Sample density differs by more than 15% of LCS density.

Abbreviations:

TPU - Total Propagated Uncertainty (see PAI SOP 743)

MDC - Minimum Detectable Concentration (see PAI SOP 709)

BDL - Below Detection Limit

Data Package ID: *GSS0408124-1*

Gamma Spectroscopy Results

PAI 713 Rev 8

Sample Results

Lab Name: Paragon Analytics
Work Order Number: 0408124
Client Name: New World Technologies
ClientProject ID: Ravenna GA00563

Field ID: SU1-F3
Lab ID: 0408124-19

Library: FANP

Sample Matrix: SOIL
Prep SOP: PAI 739 Rev 8
Date Collected: 10-Aug-04
Date Prepared: 30-Aug-04
Date Analyzed: 15-Sep-04

Prep Batch: GS040830-3
QCBatchID: GS040830-3-1
Run ID: GS040830-3A
Count Time: 30 minutes
Report Basis: Dry Weight

Final Aliquot: 259 g
Prep Basis: Dry Weight
Moisture(%): NA
Result Units: pCi/g
File Name: 041606D07A

CASNO	Target Nuclide	Result +/- 2 s TPU	MDC	Lab Qualifier
14331-83-0	Ac-228	0.93 +/- 0.40	0.64	LT,G
14391-76-5	Ag-110m	0.063 +/- 0.087	0.143	U,G
14682-66-7	Al-26	-0.08 +/- 0.14	0.31	U,G
14596-10-2	Am-241	-0.01 +/- 0.15	0.27	U,G
13966-02-4	Be-7	0.2 +/- 1.0	1.9	U,G
14913-49-6	Bi-212	0.9 +/- 1.6	2.7	U,G
14733-03-0	Bi-214	0.86 +/- 0.31	0.34	G,J
13982-30-4	Ce-139	0.027 +/- 0.062	0.107	U,G
14762-78-8	Ce-144	-0.25 +/- 0.45	0.84	U,G
14093-03-9	Co-56	-0.16 +/- 0.23	0.52	U,G
13981-50-5	Co-57	0.020 +/- 0.056	0.097	U,G
13981-38-9	Co-58	-0.03 +/- 0.13	0.26	U,G
10198-40-0	Co-60	-0.07 +/- 0.12	0.26	U,G
14392-02-0	Cr-51	-0.6 +/- 1.4	2.7	U,G
13967-70-9	Cs-134	0 +/- 0.080	0.152	U,G

Comments:

Qualifiers/Flags:

U - Result is less than the sample specific MDC or less than the associated TPU

Y1 - Chemical Yield is in control at 100-110%. Quantitative Yield is assumed.

Y2 - Chemical Yield outside default limits.

LT - Result is less than Requested MDC, greater than sample specific MDC.

M3 - The requested MDC was not met, but the reported activity is greater than the reported MDC.

M - The requested MDC was not met.

SQ - Spectral quality prevents accurate quantitation.

SI - Nuclide identification and/or quantitation is tentative.

TI - Nuclide identification is tentative.

R - Nuclide has exceeded 8 halflives.

G - Sample density differs by more than 15% of LCS density.

Abbreviations:

TPU - Total Propagated Uncertainty (see PAI SOP 743)

MDC - Minimum Detectable Concentration (see PAI SOP 709)

BDL - Below Detection Limit

Data Package ID: *GSS0408124-1*

Gamma Spectroscopy Results

PAI 713 Rev 8

Sample Results

Lab Name: Paragon Analytics
Work Order Number: 0408124
Client Name: New World Technologies
ClientProject ID: Ravenna GA00563

Field ID: SU1-F3
Lab ID: 0408124-19

Library: FANP

Sample Matrix: SOIL
Prep SOP: PAI 739 Rev 8
Date Collected: 10-Aug-04
Date Prepared: 30-Aug-04
Date Analyzed: 15-Sep-04

Prep Batch: GS040830-3
QCBatchID: GS040830-3-1
Run ID: GS040830-3A
Count Time: 30 minutes
Report Basis: Dry Weight

Final Aliquot: 259 g
Prep Basis: Dry Weight
Moisture(%): NA
Result Units: pCi/g
File Name: 041606D07A

CASNO	Target Nuclide	Result +/- 2 s TPU	MDC	Lab Qualifier
10045-97-3	Cs-137	0.04 +/- 0.12	0.21	U,G
14683-23-9	Eu-152	0.43 +/- 0.58	0.94	U,G
15585-10-1	Eu-154	0.31 +/- 0.54	0.93	U,G
14391-16-3	Eu-155	0.01 +/- 0.19	0.34	U,G
14596-12-4	Fe-59	-0.11 +/- 0.33	0.69	U,G
10043-66-0	I-131	1.3 +/- 1.9	3.1	U,G
13966-00-2	K-40	12.0 +/- 3.0	1.6	G
13966-31-9	Mn-54	0.021 +/- 0.094	0.174	U,G
13966-32-0	Na-22	0.042 +/- 0.094	0.169	U,G
14681-63-1	Nb-94	0.02 +/- 0.11	0.19	U,G
13967-76-5	Nb-95	-0.06 +/- 0.13	0.26	U,G
15100-28-4	Pa-234m	-2 +/- 16	33	U,G
15092-94-1	Pb-212	0.89 +/- 0.26	0.29	G
15067-28-4	Pb-214	0.63 +/- 0.21	0.34	G,J
13967-48-1	Ru-106	0.16 +/- 0.84	1.55	U,G

Comments:

Qualifiers/Flags:

U - Result is less than the sample specific MDC or less than the associated TPU

Y1 - Chemical Yield is in control at 100-110%. Quantitative Yield is assumed.

Y2 - Chemical Yield outside default limits.

LT - Result is less than Requested MDC, greater than sample specific MDC.

M3 - The requested MDC was not met, but the reported activity is greater than the reported MDC.

M - The requested MDC was not met.

SQ - Spectral quality prevents accurate quantitation.

SI - Nuclide identification and/or quantitation is tentative.

TI - Nuclide identification is tentative.

R - Nuclide has exceeded 8 halflives.

G - Sample density differs by more than 15% of LCS density.

Abbreviations:

TPU - Total Propagated Uncertainty (see PAI SOP 743)

MDC - Minimum Detectable Concentration (see PAI SOP 709)

BDL - Below Detection Limit

Data Package ID: *GSS0408124-1*

Gamma Spectroscopy Results

PAI 713 Rev 8

Sample Results

Lab Name: Paragon Analytics
Work Order Number: 0408124
Client Name: New World Technologies
ClientProject ID: Ravenna GA00563

Field ID: SU1-F3
Lab ID: 0408124-19

Library: FANP

Sample Matrix: SOIL
Prep SOP: PAI 739 Rev 8
Date Collected: 10-Aug-04
Date Prepared: 30-Aug-04
Date Analyzed: 15-Sep-04

Prep Batch: GS040830-3
QCBatchID: GS040830-3-1
Run ID: GS040830-3A
Count Time: 30 minutes
Report Basis: Dry Weight

Final Aliquot: 259 g
Prep Basis: Dry Weight
Moisture(%): NA
Result Units: pCi/g
File Name: 041606D07A

CASNO	Target Nuclide	Result +/- 2 s TPU	MDC	Lab Qualifier
14683-10-4	Sb-124	-0.02 +/- 0.12	0.23	U,G
14234-35-6	Sb-125	-0.07 +/- 0.21	0.42	U,G
13967-63-0	Sc-46	0.11 +/- 0.14	0.22	U,G
15623-47-9	Th-227	-0.48 +/- 0.59	1.18	U,G
15065-10-8	Th-234	1.18 +/- 0.82	1.63	U,G
14913-50-9	Tl-208	0.40 +/- 0.16	0.18	G
15117-96-1	U-235	0.22 +/- 0.46	0.78	U,G
13982-39-3	Zn-65	-0.19 +/- 0.22	0.49	U,G

Comments:

Qualifiers/Flags:

U - Result is less than the sample specific MDC or less than the associated TPU

Y1 - Chemical Yield is in control at 100-110%. Quantitative Yield is assumed.

Y2 - Chemical Yield outside default limits.

LT - Result is less than Requested MDC, greater than sample specific MDC.

M3 - The requested MDC was not met, but the reported activity is greater than the reported MDC.

M - The requested MDC was not met.

SQ - Spectral quality prevents accurate quantitation.

SI - Nuclide identification and/or quantitation is tentative.

TI - Nuclide identification is tentative.

R - Nuclide has exceeded 8 halflives.

G - Sample density differs by more than 15% of LCS density.

Abbreviations:

TPU - Total Propagated Uncertainty (see PAI SOP 743)

MDC - Minimum Detectable Concentration (see PAI SOP 709)

BDL - Below Detection Limit

Data Package ID: *GSS0408124-1*

Gamma Spectroscopy Results

PAI 713 Rev 8

Sample Results

Lab Name: Paragon Analytics
Work Order Number: 0408124
Client Name: New World Technologies
ClientProject ID: Ravenna GA00563

Field ID: SU1-F4
Lab ID: 0408124-20

Library: FANP

Sample Matrix: SOIL
Prep SOP: PAI 739 Rev 8
Date Collected: 10-Aug-04
Date Prepared: 30-Aug-04
Date Analyzed: 15-Sep-04

Prep Batch: GS040830-3
QCBatchID: GS040830-3-1
Run ID: GS040830-3A
Count Time: 30 minutes
Report Basis: Dry Weight

Final Aliquot: 263 g
Prep Basis: Dry Weight
Moisture(%): NA
Result Units: pCi/g
File Name: 041575D08A

CASNO	Target Nuclide	Result +/- 2 s TPU	MDC	Lab Qualifier
14331-83-0	Ac-228	1.08 +/- 0.33	0.44	G
14391-76-5	Ag-110m	-0.052 +/- 0.077	0.162	U,G
14682-66-7	Al-26	0 +/- 0.086	0.180	U,G
14596-10-2	Am-241	0.08 +/- 0.15	0.25	U,G
13966-02-4	Be-7	0.07 +/- 0.80	1.49	U,G
14913-49-6	Bi-212	0.6 +/- 1.5	2.7	U,G
14733-03-0	Bi-214	0.56 +/- 0.26	0.35	G,J
13982-30-4	Ce-139	0.010 +/- 0.060	0.105	U,G
14762-78-8	Ce-144	0.06 +/- 0.35	0.62	U,G
14093-03-9	Co-56	0.23 +/- 0.18	0.24	U,G
13981-50-5	Co-57	0.007 +/- 0.038	0.068	U,G
13981-38-9	Co-58	0.04 +/- 0.11	0.20	U,G
10198-40-0	Co-60	0.062 +/- 0.092	0.153	U,G
14392-02-0	Cr-51	-1.0 +/- 1.3	2.6	U,G
13967-70-9	Cs-134	-0.007 +/- 0.095	0.174	U,G

Comments:

Qualifiers/Flags:

U - Result is less than the sample specific MDC or less than the associated TPU

Y1 - Chemical Yield is in control at 100-110%. Quantitative Yield is assumed.

Y2 - Chemical Yield outside default limits.

LT - Result is less than Requested MDC, greater than sample specific MDC.

M3 - The requested MDC was not met, but the reported activity is greater than the reported MDC.

M - The requested MDC was not met.

SQ - Spectral quality prevents accurate quantitation.

SI - Nuclide identification and/or quantitation is tentative.

TI - Nuclide identification is tentative.

R - Nuclide has exceeded 8 halflives.

G - Sample density differs by more than 15% of LCS density.

Abbreviations:

TPU - Total Propagated Uncertainty (see PAI SOP 743)

MDC - Minimum Detectable Concentration (see PAI SOP 709)

BDL - Below Detection Limit

Data Package ID: *GSS0408124-1*

Gamma Spectroscopy Results

PAI 713 Rev 8

Sample Results

Lab Name: Paragon Analytics
Work Order Number: 0408124
Client Name: New World Technologies
ClientProject ID: Ravenna GA00563

Field ID: SU1-F4
Lab ID: 0408124-20

Library: FANP

Sample Matrix: SOIL
Prep SOP: PAI 739 Rev 8
Date Collected: 10-Aug-04
Date Prepared: 30-Aug-04
Date Analyzed: 15-Sep-04

Prep Batch: GS040830-3
QCBatchID: GS040830-3-1
Run ID: GS040830-3A
Count Time: 30 minutes
Report Basis: Dry Weight

Final Aliquot: 263 g
Prep Basis: Dry Weight
Moisture(%): NA
Result Units: pCi/g
File Name: 041575D08A

CASNO	Target Nuclide	Result +/- 2 s TPU	MDC	Lab Qualifier
10045-97-3	Cs-137	0.097 +/- 0.084	0.126	U,G
14683-23-9	Eu-152	0.22 +/- 0.48	0.85	U,G
15585-10-1	Eu-154	-0.07 +/- 0.35	0.74	U,G
14391-16-3	Eu-155	0.21 +/- 0.17	0.27	U,G
14596-12-4	Fe-59	0.26 +/- 0.29	0.46	U,G
10043-66-0	I-131	0.5 +/- 1.5	2.6	U,G
13966-00-2	K-40	7.3 +/- 2.2	1.8	G
13966-31-9	Mn-54	-0.041 +/- 0.092	0.184	U,G
13966-32-0	Na-22	-0.01 +/- 0.12	0.22	U,G
14681-63-1	Nb-94	0.027 +/- 0.079	0.140	U,G
13967-76-5	Nb-95	0.04 +/- 0.11	0.20	U,G
15100-28-4	Pa-234m	5 +/- 11	20	U,G
15092-94-1	Pb-212	0.95 +/- 0.24	0.23	G
15067-28-4	Pb-214	0.54 +/- 0.17	0.25	G,J
13967-48-1	Ru-106	-0.40 +/- 0.77	1.55	U,G

Comments:

Qualifiers/Flags:

U - Result is less than the sample specific MDC or less than the associated TPU

Y1 - Chemical Yield is in control at 100-110%. Quantitative Yield is assumed.

Y2 - Chemical Yield outside default limits.

LT - Result is less than Requested MDC, greater than sample specific MDC.

M3 - The requested MDC was not met, but the reported activity is greater than the reported MDC.

M - The requested MDC was not met.

SQ - Spectral quality prevents accurate quantitation.

SI - Nuclide identification and/or quantitation is tentative.

TI - Nuclide identification is tentative.

R - Nuclide has exceeded 8 halflives.

G - Sample density differs by more than 15% of LCS density.

Abbreviations:

TPU - Total Propagated Uncertainty (see PAI SOP 743)

MDC - Minimum Detectable Concentration (see PAI SOP 709)

BDL - Below Detection Limit

Data Package ID: *GSS0408124-1*

Gamma Spectroscopy Results

PAI 713 Rev 8

Sample Results

Lab Name: Paragon Analytics
Work Order Number: 0408124
Client Name: New World Technologies
ClientProject ID: Ravenna GA00563

Field ID: SU1-F4
Lab ID: 0408124-20

Library: FANP

Sample Matrix: SOIL
Prep SOP: PAI 739 Rev 8
Date Collected: 10-Aug-04
Date Prepared: 30-Aug-04
Date Analyzed: 15-Sep-04

Prep Batch: GS040830-3
QCBatchID: GS040830-3-1
Run ID: GS040830-3A
Count Time: 30 minutes
Report Basis: Dry Weight

Final Aliquot: 263 g
Prep Basis: Dry Weight
Moisture(%): NA
Result Units: pCi/g
File Name: 041575D08A

CASNO	Target Nuclide	Result +/- 2 s TPU	MDC	Lab Qualifier
14683-10-4	Sb-124	0.01 +/- 0.14	0.25	U,G
14234-35-6	Sb-125	-0.03 +/- 0.21	0.39	U,G
13967-63-0	Sc-46	0.026 +/- 0.087	0.161	U,G
15623-47-9	Th-227	-0.09 +/- 0.37	0.68	U,G
15065-10-8	Th-234	0.9 +/- 1.0	1.6	U,G
14913-50-9	Tl-208	0.31 +/- 0.13	0.15	G
15117-96-1	U-235	0.09 +/- 0.36	0.62	U,G
13982-39-3	Zn-65	-0.04 +/- 0.21	0.42	U,G

Comments:

Qualifiers/Flags:

U - Result is less than the sample specific MDC or less than the associated TPU

Y1 - Chemical Yield is in control at 100-110%. Quantitative Yield is assumed.

Y2 - Chemical Yield outside default limits.

LT - Result is less than Requested MDC, greater than sample specific MDC.

M3 - The requested MDC was not met, but the reported activity is greater than the reported MDC.

M - The requested MDC was not met.

SQ - Spectral quality prevents accurate quantitation.

SI - Nuclide identification and/or quantitation is tentative.

TI - Nuclide identification is tentative.

R - Nuclide has exceeded 8 halflives.

G - Sample density differs by more than 15% of LCS density.

Abbreviations:

TPU - Total Propagated Uncertainty (see PAI SOP 743)

MDC - Minimum Detectable Concentration (see PAI SOP 709)

BDL - Below Detection Limit

Data Package ID: *GSS0408124-1*

PARAGON ANALYTICS
225 Commerce Drive ◆ Fort Collins, CO 80524 ◆ (800) 443-1511 ◆ (970) 490-1511 ◆ FAX (970) 490-1522

September 23, 2004

Mr. Dan Spicuzza
New World Technology
322 Albert Street
Turtle Creek, PA 15145

Re: Paragon Workorder: 04-08-125
Client Project Name: Ravenna
Client Project Number: GA00563

Dear Mr. Spicuzza:

Twenty soil samples were received from New World Technology on August 13, 2004. The samples were scheduled for Gamma Spectroscopy (pages 1-331) analysis. The results for this analysis are contained in the enclosed reports.

Thank you for your confidence in Paragon Analytics. Should you have any questions, please call.

Sincerely,

Paragon Analytics
Lance Steere
Senior Project Manager

LRS/ja
Enclosure: Report

Paragon Analytics

Sample Number(s) Cross-Reference Table

Paragon OrderNum: 0408125
Client Name: New World Technologies
Client Project Name: Ravenna
Client Project Number: GA00563
Client PO Number: 40149

Client Sample	Lab Sample Number	COC Number	Matrix	Date Collected	Time Collected
RBS-27	0408125-1		SOIL	27-Jul-04	10:45
RBS-28	0408125-2		SOIL	27-Jul-04	10:48
RBS-29	0408125-3		SOIL	27-Jul-04	10:50
RBS-30	0408125-4		SOIL	27-Jul-04	10:52
RBS-31	0408125-5		SOIL	27-Jul-04	10:55
RBS-32	0408125-6		SOIL	27-Jul-04	11:00
RR-31	0408125-7		SOIL	06-Aug-04	15:20
RR-32	0408125-8		SOIL	06-Aug-04	15:25
SU1-D1	0408125-9		SOIL	10-Aug-04	9:00
SU1-D0	0408125-10		SOIL	10-Aug-04	9:05
SU1-F1	0408125-11		SOIL	10-Aug-04	9:30
SU1-E4	0408125-12		SOIL	10-Aug-04	9:50
SU1-F5	0408125-13		SOIL	10-Aug-04	10:05
SU2-G5	0408125-14		SOIL	11-Aug-04	8:50
SU2-G2	0408125-15		SOIL	11-Aug-04	9:10
SU2-H5	0408125-16		SOIL	11-Aug-04	9:25
SU2-I3	0408125-17		SOIL	11-Aug-04	9:30
SU2-H3	0408125-18		SOIL	11-Aug-04	10:20
SU3-B3	0408125-19		SOIL	11-Aug-04	10:35
SU3-A2	0408125-20		SOIL	11-Aug-04	10:55

Paragon Analytics
A Division of DataChem Laboratories, Inc.

225 Commerce Drive Fort Collins, CO 80524
800-443-1511 or (970) 490-1511 (970) 490-1522 Fax

Accession Number (LAB ID) 0408125

Chain-of-Custody Date 8-11-04 Page 1 of 2 **Originator: Retain pink copy**

Project Name / No.: Rainbow 16 Sampler(s): Kowalski Turnaround (circle one): Standard or Rush (Due 8-13-04) Dispose: Date 8-18-04 or Return to Client

Report To: Dan Spencer
Phone: (412) 824-2353
Fax: (412) 824-8256
E-mail: Radcon Pro @ Adl.com
Company: NW
Address: 388 Allison St.
Turtle Creek, PA 15145

Circle method (right); provide additional information as needed (comments).

Sample ID	Date	Time *	Lab ID	Matrix	Preservative (indicate type)	No. of Containers	VOCs SW8260B E624 E524.2	BTEX (only) SW8021B	SVOCs SW8270C E625	OC Pesticides SW8081A E608	PCBs SW8082 E608	Herbicides SW8151A	Explosives SW8330	TCLP Organics SW1311 SW8260B 8270C 8081A 8151A	TCLP Metals SW1311 SW6010B SW7471	Total Metals by ICP SW6010B 7470 7471 E200 ILMO	Dissolved Metals by ICP SW6010B 7470 E200 ILMO	Total Metals by ICP/MS SW6020 E200.8 ILMO	Dissolved Metals by ICP/MS SW6020 E200.8 ILMO	Hexavalent Chromium SW7196A Alkaline Digest? Y / N	Inorganic Anions SW9056 E300.0 (specify in comments)	Solids: Total E160.3 TDS E160.1 TSS E160.2	pH SW9040B SW9045C	TPH GRO DRO SW8015B (both)	Gross Alpha / Beta SW9310 E900.0	Actinides by Paragon SOP Pu / U / Am / Th / Cm /	Tritium E906.0	Total Alpha-Emitting Radium SW9315 E903.0	Radium 226 SW9320 E904.0 E903.1	Strontium 90 D5811-00	Gamma Isotopes E901.1
RBS-17	7-29-04	1047	1	S	N/A	1																								X
RBS-18		1048	2	S		1																								X
RBS-19		1050	3	S		1																								X
RBS-30		1052	4	S		1																								X
RBS-31		1055	5	S		1																								X
RBS-32		1100	6	S		1																								X
RR-31	8-6-04	1520	7	S		1																								X
RR-32		1525	8	S		1																								X
SUL-D1	8-10-04	0900	9	S		1																								X
* SUL-D2		0905	10	S		1																								X
SUL-E1		0900	11	S		1																								X

* Time Zone: EST CST MST PST **Matrix Key:** O = oil, S = soil, NS = non-soil solid, W = water, L = liquid, E = extract, F = filter

Comments:

* per D. Spencer 8/16/04

Relinquished By: (1)	Relinquished By: (2)
Signature [signature]	Signature
Printed Name Dan Spencer	Printed Name
Date 8-11-04 Time 1800	Date Time
Company ADL	Company

Received By: (1)	Received By: (2)
Signature [signature]	Signature
Printed Name O'Orchard	Printed Name
Date 6-13-04 Time 0910	Date Time
Company PAI	Company

Form 202r5.xls (4/6/04)

Paragon Analytics
A Division of DataChem Laboratories, Inc.

225 Commerce Drive Fort Collins, CO 80524
800-443-1511 or (970) 490-1511 (970) 490-1522 Fax

Accession Number (LAB ID) 0408125

Chain-of-Custody Date 8-11-04 Page 1 of 1 **Originator: Retain pink copy**

Project Name / No.: Pavenil Sampler(s): Kountz Turnaround (circle one): Standard or Rush (Due 9-13-04) Disposer Date 9-20-04 or Return to Client

Report To: GA0056
Phone: See Page
Fax:
E-mail: 1 of 2
Company:
Address:

Circle method (right); provide additional information as needed (comments).

Sample ID	Date	Time *	Lab ID	Matrix	Preservative (indicate type)	No. of Containers	VOCs SW8260B E624 E524.2	BTEX (only) SW8021B	SVOCs SW8270C E625	OC Pesticides SW8081A E608	PCBs SW8082 E608	Herbicides SW8151A	Explosives SW8330	TCLP Organics SW1311 SW8260B 8270C 8081A 8151A	TCLP Metals SW1311 SW6010B SW7471	Total Metals by ICP SW6010B 7470 7471 E200 ILMO__	Dissolved Metals by ICP SW6010B 7470 E200 ILMO__	Total Metals by ICP/MS SW6020 E200.8 ILMO__	Dissolved Metals by ICP/MS SW6020 E200.8 ILMO__	Hexavalent Chromium SW7196A Alkaline Digest? Y / N	Inorganic Anions SW9056 E300.0 (specify in comments)	Solids: Total E160.3 TDS E160.1 TSS E160.2	pH SW9040B SW9045C	TPH GRO DRO SW8015B (both)	Gross Alpha / Beta SW9310 E900.0	Actinides by Paragon SOP Pu / U / Am / Th / Cm / ___	Tritium E906.0	Total Alpha-Emitting Radium SW9315 E903.0	Radium 226 E903.1 Radium 228 SW9320 E904.0	Strontium 89 D5811-00 Strontium 90 D5811-00	Gamma Isotopes E901.1 Ac-228
SU1-E4	8-11-04	0950	12	S	NA	1																									X
SU1-F5	↓	1005	13	S		1																									X
SU2-G5	8-11-04	0850	14	S		1																									X
SU2-G2		0910	15	S		1																									X
SU2-H5		0925	16	S		5																									X
SU2-I3		0930	17	S		1																									X
SU2-H3		1020	18	S		1																									X
SU3-B3		1035	19	S		1																									X
SU3-A2		1055	20	S		1																									X
SU3-A3		1040		S		1																									X
SU3-B2	↓	1100		S	↓	1																									X

* Time Zone: EST CST MST PST Matrix Key: O = oil, S = soil, NS = non-soil solid, W = water, L = liquid, E = extract, F = filter

Comments:

Relinquished By: (1)	Relinquished By: (2)
Signature [signature]	Signature
Printed Name [signature]	Printed Name
Date 8-11-04 Time 1800	Date Time
Company NWS	Company

Received By: (1)	Received By: (2)
Signature [signature]	Signature
Printed Name [signature]	Printed Name
Date 8-13-04 Time 0940	Date Time
Company PAL	Company

Form 202r5.xls (4/6/04)

Paragon Analytics

CONDITION OF SAMPLE UPON RECEIPT FORM

Client: NWT Workorder No: 0408125

Project Manager: LS Initials: [illegible] Date: 8-13-04

1.	Does this project require any **special handling** in addition to standard Paragon procedures?		YES	NO
2.	Is **pre-screening** required per SOP 008?		YES	NO
3.	Are custody **seals** on **shipping containers** intact?	N/A	YES	NO
4.	Are custody **seals** on **sample containers** intact?	N/A	YES	NO
5.	Is there a **COC (Chain-of-Custody) present** or other representative documents?		YES	NO
6.	Is the **COC** (if applicable) **complete and legible**?	N/A	YES	NO
7.	Are **bottle IDs legible** and in **agreement** with **COC sample IDs**?	N/A	YES	NO
8.	Is the COC in agreement with samples received? (**# of samples, # of containers, matrix**)	N/A	YES	NO
9.	Were **airbills** present and/or removable?	N/A	YES	NO
10.	Are all **aqueous samples** requiring preservation **preserved correctly**? (excluding volatile organics)	N/A	YES	NO
11.	Are all aqueous **non-preserved samples** at the **correct pH**?	N/A	YES	NO
12.	Is there **sufficient sample** for the requested analyses?		YES	NO
13.	Were all samples placed in the **proper containers** for the requested analyses?		YES	NO
14.	Are all samples within **holding times** for the requested analyses?		YES	NO
15.	Were all sample containers received **intact**? (not broken or leaking, etc.)		YES	NO
16.	Are all samples requiring no headspace (volatiles, reactive cyanide/sulfide, radon), headspace free? **Size of bubble:** ____ < green pea ____ > green pea	N/A	YES	NO
17.	Were samples checked for and free from the presence of **residual chlorine?** (Applicable when PM has indicated samples are from a chlorinated water source; note if field preservation with sodium thiosulfate was not observed.)	N/A	YES	NO
18.	Were the sample(s) **shipped on ice**?	N/A	YES	NO
19.	Were cooler temperatures measured at 0.1-6.0°C? **IR gun used*:** #1 #2	N/A	YES	NO

*IR Gun #1: Raytek, SN SC-PM3/T29403

*IR Gun #2: Oakton, SN 2SCIR1201

Cooler #'s	1								
Temperature	NA								
No. of custody seals	1								
DOT Survey/ Acceptance Information: External µR/hr reading	10								
DOT Survey/ Acceptance Information: Background µR/hr reading	14								

Were external µR/hr readings ≤ two times background and within DOT acceptance criteria? **YES / NO** (If no, see Form 008.)

Additional Information: PROVIDE DETAILS BELOW FOR A NO RESPONSE TO ANY QUESTION ABOVE EXCEPT #1 AND #2.

1.) COC states SV1-D2 Bottle states SV1-D0 - dates and Time match PA# 0408125-10

2.) SV2-H3 Bottle was Broken, PA# 0408125-18 Ua bottle ID

Per CAO: Mostly intact. No reason to suspect cross contamination. Transferred to bagging.

8/16/04

If applicable, was the client contacted? **YES / NO / NA** Contact Name: Dan Spizzetti Date/Time: 8/16

Project Manager Signature/ Date: 8/16/04

Form 201r18.xls (6/26/04)

emp: 158747 12AUG04 FedEx STANDARD OVERNIGHT FRI

Master 8366 8127 5268 FORM 0200

Deliver By:
13AUG04
AA

0003/0003 MPS#:8440 7565 9410 FORM 0260

DEN

7565

ing Number to 80524 -CO-US NP FTCA

16

Paragon Analytics

Radiochemistry Case Narrative
Gamma Spectroscopy

New World Technologies

Ravenna / GA00563

Paragon Work Order 0408125

1. This report consists of analysis results for 20 soil samples received by Paragon Analytics on 08/12/2004. The analysis results for these samples are reported on a 'dry weight' basis in units of pCi/gram. These samples were prepared according to Paragon Analytics procedure PA SOP739R8.

2. The samples were analyzed for the presence of gamma emitting radionuclides according to Paragon Analytics procedure PA SOP713R8. The analyses were completed on 09/13/2004.

3. Sample volumes were insufficient to allow preparation of duplicates. Duplicate analyses of samples RBS-27 and SUI-D0 (PA ID 0408125-1 and 10) were performed in lieu of prepared duplicates.

4. Due to an oversight, the 'Code' on the raw data for the duplicate of sample SU1-D0 (PA ID 0408125-10D) does not match the 'File Name' on the final report. The reported values on the final report are correct and match the values on the raw data. Data quality is not affected and results are reported without further qualification. Please refer to QASS 222766.

5. Activity concentrations above the calculated MDC are reported in some instances where minimum nuclide identification criteria are not met. Such tentative identifications result when the software attempts to calculate net activity concentrations for analytes where either one or both of the following criteria are not satisfied: the 'diagnostic' peak for a nuclide must be identified above the critical level, or the minimum library peak abundance must be attained. Nuclides not meeting these requirements have been flagged with a "TI" qualifier.

6. Paragon Analytics has found there to be a significant low bias to Pb-214 and Bi-214 results when using a mixed nuclide gamma source for efficiency calibrations. The magnitude of this bias has been determined to be approximately 32% for Bi-214, and 23% for Pb-214. Therefore, any reported results for Pb-214 and Bi-214 are flagged with a "J" qualifier, indicating the activity values to be an estimated value. Results are reported without further qualification.

7. There are cases where the sample density is less than the associated calibration standard density. Cases that exceed the limit of +/- 15% of the density of the calibration standard are flagged with a 'G', denoting a significant density difference between the sample and calibration standard. Consequently, the results may be biased high for the flagged results in this work order. If requested, Paragon Analytics will perform a transmission spike in order to estimate a magnitude of this bias. The results are reported without further qualification.

8. There are cases where the magnitude of negative activity is greater than the 2-sigma TPU. Under typical conditions, where background data is normally distributed and analyzed by paired observations, this event is likely to occur at least 2.5% of the time. Review of the data does not indicate a problem with the instrument or reporting systems and results are reported without further qualification.

9. Paragon Analytics follows the convention outlined in ANSI N42.23 for reporting significant digits in the TPU and MDC results. ANSI N42.23 states that the TPU result should be rounded to two significant digits and that the MDC result should be rounded to the same decimal place as the TPU result. In practice, this could result in an MDC result with a reported value of 0 for samples with significant activity, including the batch laboratory control sample.

10. No further problems were encountered with either the client samples or the associated quality control samples. All quality control criteria were met.

The data contained in the following report have been reviewed and approved by the personnel listed below. In addition, Paragon Analytics certifies that the analyses reported herein are true, complete and correct within the limits of the methods employed.

Leah Balke — 9/22/04

Radiochemistry Instrument Technician — Date

9-22-04

Radiochemistry Final Data Review — Date

1

PARAGON ANALYTICS
Radiochemistry Data Package

Section 1

SAMPLE RESULTS SUMMARY

A summary report is not provided.

Please refer to the individual sample results data in Section 3.

2

PARAGON ANALYTICS

Radiochemistry Data Package

Section 2

QC RESULTS SUMMARY

Gamma Spectroscopy Results

PAI 713 Rev 8

Method Blank Results

Lab Name: Paragon Analytics
Work Order Number: 0408125
Client Name: New World Technologies
ClientProject ID: Ravenna GA00563

Lab ID: GS040901-1MB

Sample Matrix: SOIL
Prep SOP: PAI 739 Rev 8
Date Collected: 30-Aug-04
Date Prepared: 30-Aug-04
Date Analyzed: 09-Sep-04

Prep Batch: GS040901-1
QCBatchID: GS040901-1-1
Run ID: GS040901-1C
Count Time: 30 minutes

Final Aliquot: 500 g
Result Units: pCi/g
File Name: 042186D01A

Library: FANP

CASNO	Target Nuclide	Result +/- 2 s TPU	MDC	Lab Qualifier
14331-83-0	Ac-228	-0.02 +/- 0.16	0.33	U
14391-76-5	Ag-110m	-0.004 +/- 0.036	0.071	U
14682-66-7	Al-26	0.009 +/- 0.018	0.024	U
14596-10-2	Am-241	0.02 +/- 0.26	0.48	U
13966-02-4	Be-7	-0.08 +/- 0.22	0.46	U
14913-49-6	Bi-212	-0.18 +/- 0.52	1.10	U
14733-03-0	Bi-214	-0.028 +/- 0.061	0.132	U,J
13982-30-4	Ce-139	-0.007 +/- 0.021	0.041	U
14762-78-8	Ce-144	-0.03 +/- 0.13	0.25	U
14093-03-9	Co-56	-0.002 +/- 0.039	0.091	U
13981-50-5	Co-57	-0.005 +/- 0.018	0.036	U
13981-38-9	Co-58	0.012 +/- 0.035	0.064	U
10198-40-0	Co-60	-0.003 +/- 0.036	0.080	U
14392-02-0	Cr-51	0.04 +/- 0.25	0.45	U
13967-70-9	Cs-134	0.004 +/- 0.033	0.062	U

Comments:

Qualifiers/Flags:

U - Result is less than the sample specific MDC or less than the associated TPU
Y1 - Chemical Yield is in control at 100-110%. Quantitative Yield is assumed.
Y2 - Chemical Yield outside default limits.
LT - Result is less than Requested MDC, greater than sample specific MDC.
SQ - Spectral quality prevents accurate quantitation.
SI - Nuclide identification and/or quantitation is tentative.
TI - Nuclide identification is tentative.
R - Nuclide has exceeded 8 halflives.
M - Requested MDC not met.
B - Analyte concentration greater than MDC.
B3 - Analyte concentration greater than MDC but less than Requested MDC.

Abbreviations:

TPU - Total Propagated Uncertainty (see PAI SOP 743)
MDC - Minimum Detectable Concentration (see PAI SOP 709)
BDL - Below Detection Limit

Data Package ID: *GSS0408125-1*

Gamma Spectroscopy Results

PAI 713 Rev 8

Method Blank Results

Lab Name: Paragon Analytics
Work Order Number: 0408125
Client Name: New World Technologies
ClientProject ID: Ravenna GA00563

Lab ID: GS040901-1MB

Sample Matrix: SOIL
Prep SOP: PAI 739 Rev 8
Date Collected: 30-Aug-04
Date Prepared: 30-Aug-04
Date Analyzed: 09-Sep-04

Prep Batch: GS040901-1
QCBatchID: GS040901-1-1
Run ID: GS040901-1C
Count Time: 30 minutes

Final Aliquot: 500 g
Result Units: pCi/g
File Name: 042186D01A

Library: FANP

CASNO	Target Nuclide	Result +/- 2 s TPU	MDC	Lab Qualifier
10045-97-3	Cs-137	-0.018 +/- 0.041	0.085	U
14683-23-9	Eu-152	0.06 +/- 0.14	0.27	U
15585-10-1	Eu-154	0 +/- 0.15	0.32	U
14391-16-3	Eu-155	0.007 +/- 0.074	0.139	U
14596-12-4	Fe-59	-0.014 +/- 0.057	0.129	U
10043-66-0	I-131	-0.013 +/- 0.029	0.060	U
13966-00-2	K-40	-1.32 +/- 0.52	1.45	U
13966-31-9	Mn-54	0.005 +/- 0.044	0.083	U
13966-32-0	Na-22	0.004 +/- 0.031	0.066	U
14681-63-1	Nb-94	0 +/- 0.037	0.072	U
13967-76-5	Nb-95	-0.015 +/- 0.027	0.064	U
15100-28-4	Pa-234m	-3.6 +/- 5.1	12.7	U
15092-94-1	Pb-212	-0.004 +/- 0.053	0.099	U
15067-28-4	Pb-214	0.016 +/- 0.066	0.120	U,J
13967-48-1	Ru-106	0.15 +/- 0.27	0.48	U

Comments:

Qualifiers/Flags:

U - Result is less than the sample specific MDC or less than the associated TPU
Y1 - Chemical Yield is in control at 100-110%. Quantitative Yield is assumed.
Y2 - Chemical Yield outside default limits.
LT - Result is less than Requested MDC, greater than sample specific MDC.
SQ - Spectral quality prevents accurate quantitation.
SI - Nuclide identification and/or quantitation is tentative.
TI - Nuclide identification is tentative.
R - Nuclide has exceeded 8 halflives.
M - Requested MDC not met.
B - Analyte concentration greater than MDC.
B3 - Analyte concentration greater than MDC but less than Requested MDC.

Abbreviations:

TPU - Total Propagated Uncertainty (see PAI SOP 743)
MDC - Minimum Detectable Concentration (see PAI SOP 709)
BDL - Below Detection Limit

Data Package ID: *GSS0408125-1*

Gamma Spectroscopy Results

PAI 713 Rev 8

Method Blank Results

Lab Name: Paragon Analytics
Work Order Number: 0408125
Client Name: New World Technologies
ClientProject ID: Ravenna GA00563

Lab ID: GS040901-1MB

Sample Matrix: SOIL
Prep SOP: PAI 739 Rev 8
Date Collected: 30-Aug-04
Date Prepared: 30-Aug-04
Date Analyzed: 09-Sep-04

Prep Batch: GS040901-1
QCBatchID: GS040901-1-1
Run ID: GS040901-1C
Count Time: 30 minutes

Final Aliquot: 500 g
Result Units: pCi/g
File Name: 042186D01A

Library: FANP

CASNO	Target Nuclide	Result +/- 2 s TPU	MDC	Lab Qualifier
14683-10-4	Sb-124	0.021 +/- 0.035	0.059	U
14234-35-6	Sb-125	0.027 +/- 0.078	0.141	U
13967-83-0	Sc-46	0.024 +/- 0.029	0.045	U
15623-47-9	Th-227	0.03 +/- 0.18	0.32	U
15065-10-8	Th-234	-0.10 +/- 0.51	0.95	U
14913-50-9	Tl-208	0.010 +/- 0.041	0.075	U
15117-96-1	U-235	0.12 +/- 0.16	0.26	U
13982-39-3	Zn-65	-0.028 +/- 0.069	0.159	U

Comments:

Qualifiers/Flags:

U - Result is less than the sample specific MDC or less than the associated TPU
Y1 - Chemical Yield is in control at 100-110%. Quantitative Yield is assumed.
Y2 - Chemical Yield outside default limits.
LT - Result is less than Requested MDC, greater than sample specific MDC.
SQ - Spectral quality prevents accurate quantitation.
SI - Nuclide identification and/or quantitation is tentative.
TI - Nuclide Identification is tentative.
R - Nuclide has exceeded 8 halflives.
M - Requested MDC not met.
B - Analyte concentration greater than MDC.
B3 - Analyte concentration greater than MDC but less than Requested MDC.

Abbreviations:

TPU - Total Propagated Uncertainty (see PAI SOP 743)
MDC - Minimum Detectable Concentration (see PAI SOP 709)
BDL - Below Detection Limit

Data Package ID: *GSS0408125-1*

Gamma Spectroscopy Results

PAI 713 Rev 8

Laboratory Control Sample(s)

Lab Name: Paragon Analytics
Work Order Number: 0408125
Client Name: New World Technologies
ClientProject ID: Ravenna GA00563

Lab ID: GS040901-1LCS

Sample Matrix: SOIL
Prep SOP: PAI 739 Rev 8
Date Collected: 30-Aug-04
Date Prepared: 30-Aug-04
Date Analyzed: 13-Sep-04

Prep Batch: GS040901-1
QCBatchID: GS040901-1-1
Run ID: GS040901-1C
Count Time: 15 minutes

Final Aliquot: 500 g
Result Units: pCi/g
File Name: 041510D03B

Library: ANALYTICAL

CASNO	Target Nuclide	Results +/- 2s TPU	MDC	Spike Added	% Rec	Control Limits	Lab Qualifier
14596-10-2	Am-241	202 +/- 24	5	212	95.6	85 - 115	P
10198-40-0	Co-60	114 +/- 13	0	116	98.8	85 - 115	P
10045-97-3	Cs-137	87 +/- 10	0	85.2	102	85 - 115	P

Comments:

Qualifiers/Flags:

U - Result is less than the sample specific MDC or less than the associated TPU
LT - Result is less than Requested MDC, greater than sample specific MDC.
Y1 - Chemical Yield is in control at 100-110%. Quantitative Yield is assumed.
Y2 - Chemical Yield outside default limits.
L - LCS Recovery below lower control limit.
H - LCS Recovery above upper control limit.
P - LCS Recovery within control limits.
M - The requested MDC was not met.
M3 - The requested MDC was not met, but thereported activity is greater than the reported MDC.

Abbreviations:

TPU - Total Propagated Uncertainty (see PAI SOP 743)
MDC - Minimum Detectable Concentration (see PAI SOP 709)

SQ - Spectral quality prevents accurate quantitation.
SI - Nuclide identification and/or quantitation is tentative.
TI - Nuclide identification is tentative.
R - Nuclide has exceeded 8 halflives.

Data Package ID: *GSS0408125-1*

Gamma Spectroscopy Results

PAI 713 Rev 8

Duplicate Sample Results (DER)

Lab Name: Paragon Analytics
Work Order Number: 0408125
Client Name: New World Technologies
ClientProject ID: Ravenna GA00563

Field ID: RBS-27
Lab ID: 0408125-1DUP

Library: FANP

Sample Matrix: SOIL
Prep SOP: PAI 739 Rev 8
Date Collected: 27-Jul-04
Date Prepared: 30-Aug-04
Date Analyzed: 08-Sep-04

Prep Batch: GS040901-1
QCBatchID: GS040901-1-1
Run ID: GS040901-1C
Count Time: 30 minutes
Report Basis: Dry Weight

Final Aliquot: 353 g
Prep Basis: Dry Weight
Moisture(%): NA
Result Units: pCi/g
File Name: 042174D01B

CASNO	Analyte	Sample Result +/- 2s TPU	Duplicate Result +/- 2s TPU	DER	Control Limit	Lab Qualifiers
14331-83-0	Ac-228	1.34 +/- 0.36	1.16 +/- 0.40	0.33	2.13	G
14391-76-5	Ag-110m	0.04 +/- 0.10	-0.05 +/- 0.13	0.53	2.13	U,G
14682-66-7	Al-26	-0.017 +/- 0.041	0.03 +/- 0.11	0.41	2.13	U,G
14596-10-2	Am-241	0.23 +/- 0.37	-0.24 +/- 0.63	0.64	2.13	U,G
13966-02-4	Be-7	-0.27 +/- 0.70	1.32 +/- 0.92	1.37	2.13	G,TI
14913-49-6	Bi-212	1.46 +/- 0.94	1.5 +/- 1.3	0.02	2.13	U,G
14733-03-0	Bi-214	1.07 +/- 0.27	1.05 +/- 0.30	0.04	2.13	G,J
13982-30-4	Ce-139	0.013 +/- 0.047	-0.077 +/- 0.072	1.05	2.13	U,G
14762-78-8	Ce-144	-0.10 +/- 0.32	0.08 +/- 0.40	0.35	2.13	U,G
14093-03-9	Co-56	0.27 +/- 0.21	-0.05 +/- 0.26	0.95	2.13	U,G
13981-50-5	Co-57	0.048 +/- 0.040	0.005 +/- 0.058	0.61	2.13	U,G
13981-38-9	Co-58	-0.008 +/- 0.082	-0.01 +/- 0.11	0.05	2.13	U,G
10198-40-0	Co-60	0.052 +/- 0.070	-0.024 +/- 0.088	0.68	2.13	U,G
14392-02-0	Cr-51	-0.1 +/- 1.2	0.8 +/- 1.5	0.44	2.13	U,G
13967-70-9	Cs-134	-0.006 +/- 0.067	0.13 +/- 0.13	0.94	2.13	U,G
10045-97-3	Cs-137	0.27 +/- 0.11	0.30 +/- 0.13	0.18	2.13	G
14683-23-9	Eu-152	-0.15 +/- 0.27	-0.13 +/- 0.46	0.04	2.13	U,G

Comments:

Duplicate Qualifiers/Flags:

U - Result is less than the sample specific MDC.
Y1 - Chemical Yield is in control at 100-110%. Quantitative yield is assumed.
Y2 - Chemical Yield outside default limits.
W - DER is greater than Warning Limit of 1.42
D - DER is greater than Control Limit of 2.13
LT - Result is less than Request MDC, greater than sample specific MDC
M - Requested MDC not met.
M3 - The requested MDC was not met, but the reported activity is greater than the reported MDC.
L - LCS Recovery below lower control limit.
H - LCS Recovery above upper control limit.
P - LCS, Matrix Spike Recovery within control limits.
[illegible] - Matrix Spike Recovery outside control limits
SQ - Spectral quality prevents accurate quantitation.
SI - Nuclide identification and/or quantitation is tentative.
TI - Nuclide identification is tentative.
R - Nuclide has exceeded 8 halflives.
G - Sample density differs by more than 15% of LCS density.

Abbreviations:

TPU - Total Propagated Uncertainty (see PAI SOP 743)
DER - Duplicate Error Ratio
BDL - Below Detection Limit
NR - Not Reported

Data Package ID: *GSS0408125-1*

Gamma Spectroscopy Results

PAI 713 Rev 8

Duplicate Sample Results (DER)

Lab Name: Paragon Analytics
Work Order Number: 0408125
Client Name: New World Technologies
ClientProject ID: Ravenna GA00563

Field ID: RBS-27
Lab ID: 0408125-1DUP

Library: FANP

Sample Matrix: SOIL
Prep SOP: PAI 739 Rev 8
Date Collected: 27-Jul-04
Date Prepared: 30-Aug-04
Date Analyzed: 08-Sep-04

Prep Batch: GS040901-1
QCBatchID: GS040901-1-1
Run ID: GS040901-1C
Count Time: 30 minutes
Report Basis: Dry Weight

Final Aliquot: 353 g
Prep Basis: Dry Weight
Moisture(%): NA
Result Units: pCi/g
File Name: 042174D01B

15585-10-1	Eu-154	-0.12 +/- 0.35	0.34 +/- 0.40	0.86	2.13	U,G
14391-16-3	Eu-155	0.01 +/- 0.18	0.05 +/- 0.24	0.14	2.13	U,G
14596-12-4	Fe-59	0 +/- 0.26	0.16 +/- 0.34	0.38	2.13	U,G
10043-66-0	I-131	0 +/- 2.3	-0.3 +/- 2.7	0.08	2.13	U,G
13966-00-2	K-40	19.3 +/- 3.3	19.7 +/- 3.8	0.07	2.13	G
13966-31-9	Mn-54	-0.011 +/- 0.073	0.078 +/- 0.098	0.73	2.13	U,G
13966-32-0	Na-22	-0.022 +/- 0.075	0.089 +/- 0.085	0.99	2.13	U,G
14681-63-1	Nb-94	-0.038 +/- 0.055	-0.006 +/- 0.095	0.30	2.13	U,G
13967-76-5	Nb-95	-0.01 +/- 0.10	0 +/- 0.13	0.04	2.13	U,G
15100-28-4	Pa-234m	4 +/- 11	-6 +/- 13	0.63	2.13	U,G
15092-94-1	Pb-212	1.27 +/- 0.24	1.21 +/- 0.26	0.17	2.13	G
15067-28-4	Pb-214	0.96 +/- 0.21	1.06 +/- 0.24	0.31	2.13	G,J
13967-48-1	Ru-106	-0.18 +/- 0.76	0.45 +/- 0.65	0.62	2.13	U,G
14683-10-4	Sb-124	0.03 +/- 0.10	0.04 +/- 0.14	0.06	2.13	U,G
14234-35-6	Sb-125	0.11 +/- 0.15	0.10 +/- 0.20	0.01	2.13	U,G
13967-63-0	Sc-46	-0.045 +/- 0.094	-0.05 +/- 0.13	0.02	2.13	U,G
15623-47-9	Th-227	-0.05 +/- 0.31	-0.30 +/- 0.68	0.33	2.13	U,G
15065-10-8	Th-234	0.7 +/- 1.1	0.9 +/- 1.6	0.14	2.13	U,G
14913-50-9	Tl-208	0.35 +/- 0.12	0.42 +/- 0.14	0.37	2.13	G

Comments:

Duplicate Qualifiers/Flags:

U - Result is less than the sample specific MDC.
Y1 - Chemical Yield is in control at 100-110%. Quantitative yield is assumed.
Y2 - Chemical Yield outside default limits.
W - DER is greater than Warning Limit of 1.42
D - DER is greater than Control Limit of 2.13
LT - Result is less than Request MDC, greater than sample specific MDC
M - Requested MDC not met.
M3 - The requested MDC was not met, but the reported activity is greater than the reported MDC.
L - LCS Recovery below lower control limit.
H - LCS Recovery above upper control limit.
P - LCS, Matrix Spike Recovery within control limits.
N - Matrix Spike Recovery outside control limits

SQ - Spectral quality prevents accurate quantitation.
SI - Nuclide identification and/or quantitation is tentative.
TI - Nuclide identification is tentative.
R - Nuclide has exceeded 8 halflives.
G - Sample density differs by more than 15% of LCS density.

Abbreviations:

TPU - Total Propagated Uncertainty (see PAI SOP 743)
DER - Duplicate Error Ratio
BDL - Below Detection Limit
NR - Not Reported

Data Package ID: *GSS0408125-1*

Gamma Spectroscopy Results

PAI 713 Rev 8

Duplicate Sample Results (DER)

Lab Name: Paragon Analytics
Work Order Number: 0408125
Client Name: New World Technologies
ClientProject ID: Ravenna GA00563

Field ID: RBS-27
Lab ID: 0408125-1DUP

Library: FANP

Sample Matrix: SOIL
Prep SOP: PAI 739 Rev 8
Date Collected: 27-Jul-04
Date Prepared: 30-Aug-04
Date Analyzed: 08-Sep-04

Prep Batch: GS040901-1
QCBatchID: GS040901-1-1
Run ID: GS040901-1C
Count Time: 30 minutes
Report Basis: Dry Weight

Final Aliquot: 353 g
Prep Basis: Dry Weight
Moisture(%): NA
Result Units: pCi/g
File Name: 042174D01B

15117-96-1	U-235	-0.35 +/- 0.28	0.10 +/- 0.42	0.89	2.13	U,G
13982-39-3	Zn-65	-0.24 +/- 0.21	-0.05 +/- 0.32	0.50	2.13	U,G

Comments:

Duplicate Qualifiers/Flags:

U - Result is less than the sample specific MDC.
Y1 - Chemical Yield is in control at 100-110%. Quantitative yield is assumed.
Y2 - Chemical Yield outside default limits.
W - DER is greater than Warning Limit of 1.42
D - DER is greater than Control Limit of 2.13
LT - Result is less than Request MDC, greater than sample specific MDC
M - Requested MDC not met.
M3 - The requested MDC was not met, but the reported activity is greater than the reported MDC.
L - LCS Recovery below lower control limit.
H - LCS Recovery above upper control limit.
P - LCS, Matrix Spike Recovery within control limits.
N - Matrix Spike Recovery outside control limits
SQ - Spectral quality prevents accurate quantitation.
SI - Nuclide identification and/or quantitation is tentative.
TI - Nuclide identification is tentative.
R - Nuclide has exceeded 8 halflives.
G - Sample density differs by more than 15% of LCS density.

Abbreviations:

TPU - Total Propagated Uncertainty (see PAI SOP 743)
DER - Duplicate Error Ratio
BDL - Below Detection Limit
NR - Not Reported

Data Package ID: *GSS0408125-1*

Gamma Spectroscopy Results

PAI 713 Rev 8

Duplicate Sample Results (DER)

Lab Name: Paragon Analytics
Work Order Number: 0408125
Client Name: New World Technologies
ClientProject ID: Ravenna GA00563

Field ID: SU1-D0
Lab ID: 0408125-10DUP

Library: FANP

Sample Matrix: SOIL
Prep SOP: PAI 739 Rev 8
Date Collected: 10-Aug-04
Date Prepared: 30-Aug-04
Date Analyzed: 09-Sep-04

Prep Batch: GS040901-1
QCBatchID: GS040901-1-1
Run ID: GS040901-1C
Count Time: 30 minutes
Report Basis: Dry Weight

Final Aliquot: 296 g
Prep Basis: Dry Weight
Moisture(%): NA
Result Units: pCi/g
File Name: 042183D01A

CASNO	Analyte	Sample Result +/- 2 s TPU	Duplicate Result +/- 2 s TPU	DER	Control Limit	Lab Qualifiers
14331-83-0	Ac-228	1.91 +/- 0.44	2.13 +/- 0.48	0.34	2.13	G
14391-76-5	Ag-110m	0 +/- 0.11	-0.01 +/- 0.17	0.07	2.13	U,G
14682-66-7	Al-26	0.067 +/- 0.086	-0.059 +/- 0.069	1.15	2.13	U,G
14596-10-2	Am-241	-0.15 +/- 0.15	0.03 +/- 0.80	0.22	2.13	U,G
13966-02-4	Be-7	-0.18 +/- 0.85	0.13 +/- 0.97	0.24	2.13	U,G
14913-49-6	Bi-212	2.5 +/- 1.7	0.6 +/- 1.8	0.76	2.13	U,G
14733-03-0	Bi-214	1.23 +/- 0.30	1.27 +/- 0.35	0.09	2.13	G,J
13982-30-4	Ce-139	0.050 +/- 0.069	-0.004 +/- 0.086	0.49	2.13	U,G
14762-78-8	Ce-144	-0.15 +/- 0.38	-0.23 +/- 0.48	0.14	2.13	U,G
14093-03-9	Co-56	0.08 +/- 0.23	0 +/- 0.20	0.26	2.13	U,G
13981-50-5	Co-57	0.040 +/- 0.047	0.064 +/- 0.070	0.29	2.13	U,G
13981-38-9	Co-58	0.027 +/- 0.085	-0.05 +/- 0.11	0.53	2.13	U,G
10198-40-0	Co-60	0.005 +/- 0.074	-0.07 +/- 0.10	0.56	2.13	U,G
14392-02-0	Cr-51	0.3 +/- 1.2	0.7 +/- 1.4	0.17	2.13	U,G
13967-70-9	Cs-134	0.014 +/- 0.078	0 +/- 0.12	0.09	2.13	U,G
10045-97-3	Cs-137	0.31 +/- 0.12	0.26 +/- 0.13	0.27	2.13	G
14683-23-9	Eu-152	0.27 +/- 0.36	0.24 +/- 0.47	0.05	2.13	U,G

Comments:

Duplicate Qualifiers/Flags:

U - Result is less than the sample specific MDC.
Y1 - Chemical Yield is in control at 100-110%. Quantitative yield is assumed.
Y2 - Chemical Yield outside default limits.
W - DER is greater than Warning Limit of 1.42
D - DER is greater than Control Limit of 2.13
LT - Result is less than Request MDC, greater than sample specific MDC
M - Requested MDC not met.
M3 - The requested MDC was not met, but the reported activity is greater than the reported MDC.
L - LCS Recovery below lower control limit.
H - LCS Recovery above upper control limit.
P - LCS, Matrix Spike Recovery within control limits.
N - Matrix Spike Recovery outside control limits
SQ - Spectral quality prevents accurate quantitation.
SI - Nuclide identification and/or quantitation is tentative.
TI - Nuclide identification is tentative.
R - Nuclide has exceeded 8 halflives.
G - Sample density differs by more than 15% of LCS density.

Abbreviations:

TPU - Total Propagated Uncertainty (see PAI SOP 743)
DER - Duplicate Error Ratio
BDL - Below Detection Limit
NR - Not Reported

Data Package ID: *GSS0408125-1*

Gamma Spectroscopy Results

PAI 713 Rev 8

Duplicate Sample Results (DER)

Lab Name: Paragon Analytics
Work Order Number: 0408125
Client Name: New World Technologies
ClientProject ID: Ravenna GA00563

Field ID: SU1-D0
Lab ID: 0408125-10DUP

Library: FANP

Sample Matrix: SOIL
Prep SOP: PAI 739 Rev 8
Date Collected: 10-Aug-04
Date Prepared: 30-Aug-04
Date Analyzed: 09-Sep-04

Prep Batch: GS040901-1
QCBatchID: GS040901-1-1
Run ID: GS040901-1C
Count Time: 30 minutes
Report Basis: Dry Weight

Final Aliquot: 296 g
Prep Basis: Dry Weight
Moisture(%): NA
Result Units: pCi/g
File Name: 042183D01A

15585-10-1	Eu-154	-0.22 +/- 0.35	0.15 +/- 0.54	0.57	2.13	U,G
14391-16-3	Eu-155	0.18 +/- 0.19	0.27 +/- 0.31	0.23	2.13	U,G
14598-12-4	Fe-59	-0.16 +/- 0.22	-0.16 +/- 0.22	0.02	2.13	U,G
10043-66-0	I-131	0.11 +/- 0.82	0.2 +/- 1.0	0.10	2.13	U,G
13966-00-2	K-40	4.9 +/- 1.7	3.0 +/- 1.8	0.78	2.13	G
13966-31-9	Mn-54	0.014 +/- 0.086	0.10 +/- 0.10	0.64	2.13	U,G
13966-32-0	Na-22	-0.058 +/- 0.089	-0.036 +/- 0.086	0.18	2.13	U,G
14681-63-1	Nb-94	0.042 +/- 0.087	0.05 +/- 0.10	0.10	2.13	U,G
13967-76-5	Nb-95	0 +/- 0.12	0.05 +/- 0.14	0.28	2.13	U,G
15100-28-4	Pa-234m	-1 +/- 12	11 +/- 16	0.59	2.13	U,G
15092-94-1	Pb-212	2.39 +/- 0.39	2.21 +/- 0.40	0.33	2.13	G
15067-28-4	Pb-214	1.19 +/- 0.25	1.39 +/- 0.30	0.52	2.13	G,J
13967-48-1	Ru-106	-0.04 +/- 0.66	0.20 +/- 0.77	0.23	2.13	U,G
14683-10-4	Sb-124	0.05 +/- 0.11	-0.05 +/- 0.12	0.63	2.13	U,G
14234-35-6	Sb-125	0.05 +/- 0.21	0.02 +/- 0.24	0.11	2.13	U,G
13967-63-0	Sc-46	-0.11 +/- 0.11	-0.02 +/- 0.13	0.52	2.13	U,G
15623-47-9	Th-227	-2 +/- 16	-4 +/- 16	0.10	2.13	U,G
15065-10-8	Th-234	1.7 +/- 1.2	2.3 +/- 1.8	0.31	2.13	U,G
14913-50-9	Tl-208	0.75 +/- 0.18	0.70 +/- 0.20	0.19	2.13	G

Comments:

Duplicate Qualifiers/Flags:

U - Result is less than the sample specific MDC.
Y1 - Chemical Yield is in control at 100-110%. Quantitative yield is assumed.
Y2 - Chemical Yield outside default limits.
W - DER is greater than Warning Limit of 1.42
D - DER is greater than Control Limit of 2.13
LT - Result is less than Request MDC, greater than sample specific MDC
M - Requested MDC not met.
M3 - The requested MDC was not met, but the reported activity is greater than the reported MDC.
L - LCS Recovery below lower control limit.
H - LCS Recovery above upper control limit.
P - LCS, Matrix Spike Recovery within control limits.
I - Matrix Spike Recovery outside control limits

SQ - Spectral quality prevents accurate quantitation.
SI - Nuclide identification and/or quantitation is tentative.
TI - Nuclide identification is tentative.
R - Nuclide has exceeded 8 halflives.
G - Sample density differs by more than 15% of LCS density.

Abbreviations:

TPU - Total Propagated Uncertainty (see PAI SOP 743)
DER - Duplicate Error Ratio
BDL - Below Detection Limit
NR - Not Reported

Data Package ID: *GSS0408125-1*

Gamma Spectroscopy Results

PAI 713 Rev 8

Duplicate Sample Results (DER)

Lab Name: Paragon Analytics
Work Order Number: 0408125
Client Name: New World Technologies
ClientProject ID: Ravenna GA00563

Field ID: SU1-D0
Lab ID: 0408125-10DUP

Library: FANP

Sample Matrix: SOIL
Prep SOP: PAI 739 Rev 8
Date Collected: 10-Aug-04
Date Prepared: 30-Aug-04
Date Analyzed: 09-Sep-04

Prep Batch: GS040901-1
QCBatchID: GS040901-1-1
Run ID: GS040901-1C
Count Time: 30 minutes
Report Basis: Dry Weight

Final Aliquot: 296 g
Prep Basis: Dry Weight
Moisture(%): NA
Result Units: pCi/g
File Name: 042183D01A

15117-96-1	U-235	0.18 +/- 0.35	0.19 +/- 0.54	0.02	2.13	U,G
13982-39-3	Zn-65	0.01 +/- 0.37	-0.49 +/- 0.24	1.11	2.13	U,G

Comments:

Duplicate Qualifiers/Flags:

U - Result is less than the sample specific MDC.
Y1 - Chemical Yield is in control at 100-110%. Quantitative yield is assumed.
Y2 - Chemical Yield outside default limits.
W - DER is greater than Warning Limit of 1.42
D - DER is greater than Control Limit of 2.13
LT - Result is less than Request MDC, greater than sample specific MDC
M - Requested MDC not met.
M3 - The requested MDC was not met, but the reported activity is greater than the reported MDC.
L - LCS Recovery below lower control limit.
H - LCS Recovery above upper control limit.
P - LCS, Matrix Spike Recovery within control limits.
N - Matrix Spike Recovery outside control limits

SQ - Spectral quality prevents accurate quantitation.
SI - Nuclide identification and/or quantitation is tentative.
TI - Nuclide identification is tentative.
R - Nuclide has exceeded 8 halflives.
G - Sample density differs by more than 15% of LCS density.

Abbreviations:

TPU - Total Propagated Uncertainty (see PAI SOP 743)
DER - Duplicate Error Ratio
BDL - Below Detection Limit
NR - Not Reported

Data Package ID: *GSS0408125-1*

PARAGON ANALYTICS
Radiochemistry Data Package

3

Section 3

INDIVIDUAL SAMPLE RESULTS

Gamma Spectroscopy Results

PAI 713 Rev 8

Sample Results

Lab Name: Paragon Analytics
Work Order Number: 0408125
Client Name: New World Technologies
ClientProject ID: Ravenna GA00563

Field ID: RBS-27
Lab ID: 0408125-1

Library: FANP

Sample Matrix: SOIL
Prep SOP: PAI 739 Rev 8
Date Collected: 27-Jul-04
Date Prepared: 30-Aug-04
Date Analyzed: 08-Sep-04

Prep Batch: GS040901-1
QCBatchID: GS040901-1-1
Run ID: GS040901-1C
Count Time: 30 minutes
Report Basis: Dry Weight

Final Aliquot: 353 g
Prep Basis: Dry Weight
Moisture(%): NA
Result Units: pCi/g
File Name: 041734D04A

CASNO	Target Nuclide	Result +/- 2 s TPU	MDC	Lab Qualifier
14331-83-0	Ac-228	1.34 +/- 0.36	0.49	G
14391-76-5	Ag-110m	0.04 +/- 0.10	0.17	U,G
14682-66-7	Al-26	-0.017 +/- 0.041	0.105	U,G
14596-10-2	Am-241	0.23 +/- 0.37	0.62	U,G
13966-02-4	Be-7	-0.27 +/- 0.70	1.38	U,G
14913-49-6	Bi-212	1.46 +/- 0.94	1.30	G
14733-03-0	Bi-214	1.07 +/- 0.27	0.27	G,J
13982-30-4	Ce-139	0.013 +/- 0.047	0.081	U,G
14762-78-8	Ce-144	-0.10 +/- 0.32	0.59	U,G
14093-03-9	Co-56	0.27 +/- 0.21	0.32	U,G
13981-50-5	Co-57	0.048 +/- 0.040	0.061	U,G
13981-38-9	Co-58	-0.008 +/- 0.082	0.158	U,G
10198-40-0	Co-60	0.052 +/- 0.070	0.115	U,G
14392-02-0	Cr-51	-0.1 +/- 1.2	2.2	U,G
13967-70-9	Cs-134	-0.006 +/- 0.067	0.123	U,G

Comments:

Qualifiers/Flags:

U - Result is less than the sample specific MDC or less than the associated TPU

Y1 - Chemical Yield is in control at 100-110%. Quantitative Yield is assumed.

Y2 - Chemical Yield outside default limits.

LT - Result is less than Requested MDC, greater than sample specific MDC.

M3 - The requested MDC was not met, but the reported activity is greater than the reported MDC.

M - The requested MDC was not met.

SQ - Spectral quality prevents accurate quantitation.

SI - Nuclide identification and/or quantitation is tentative.

TI - Nuclide identification is tentative.

R - Nuclide has exceeded 8 halflives.

G - Sample density differs by more than 15% of LCS density.

Abbreviations:

TPU - Total Propagated Uncertainty (see PAI SOP 743)

MDC - Minimum Detectable Concentration (see PAI SOP 709)

BDL - Below Detection Limit

Data Package ID: *GSS0408125-1*

Gamma Spectroscopy Results

PAI 713 Rev 8

Sample Results

Lab Name: Paragon Analytics
Work Order Number: 0408125
Client Name: New World Technologies
ClientProject ID: Ravenna GA00563

Field ID: RBS-27
Lab ID: 0408125-1

Library: FANP

Sample Matrix: SOIL
Prep SOP: PAI 739 Rev 8
Date Collected: 27-Jul-04
Date Prepared: 30-Aug-04
Date Analyzed: 08-Sep-04

Prep Batch: GS040901-1
QCBatchID: GS040901-1-1
Run ID: GS040901-1C
Count Time: 30 minutes
Report Basis: Dry Weight

Final Aliquot: 353 g
Prep Basis: Dry Weight
Moisture(%): NA
Result Units: pCi/g
File Name: 041734D04A

CASNO	Target Nuclide	Result +/- 2 s TPU	MDC	Lab Qualifier
10045-97-3	Cs-137	0.27 +/- 0.11	0.14	G
14683-23-9	Eu-152	-0.15 +/- 0.27	0.60	U,G
15585-10-1	Eu-154	-0.12 +/- 0.35	0.70	U,G
14391-16-3	Eu-155	0.01 +/- 0.18	0.31	U,G
14596-12-4	Fe-59	0 +/- 0.26	0.48	U,G
10043-66-0	I-131	0 +/- 2.3	4.1	U,G
13966-00-2	K-40	19.3 +/- 3.3	1.2	G
13966-31-9	Mn-54	-0.011 +/- 0.073	0.137	U,G
13966-32-0	Na-22	-0.022 +/- 0.075	0.149	U,G
14681-63-1	Nb-94	-0.038 +/- 0.055	0.112	U,G
13967-76-5	Nb-95	-0.01 +/- 0.10	0.19	U,G
15100-28-4	Pa-234m	4 +/- 11	20	U,G
15092-94-1	Pb-212	1.27 +/- 0.24	0.17	G
15067-28-4	Pb-214	0.96 +/- 0.21	0.26	G,J
13967-48-1	Ru-106	-0.18 +/- 0.76	1.41	U,G

Comments:

Qualifiers/Flags:

U - Result is less than the sample specific MDC or less than the associated TPU

Y1 - Chemical Yield is in control at 100-110%. Quantitative Yield is assumed.

Y2 - Chemical Yield outside default limits.

LT - Result is less than Requested MDC, greater than sample specific MDC.

M3 - The requested MDC was not met, but the reported activity is greater than the reported MDC.

M - The requested MDC was not met.

SQ - Spectral quality prevents accurate quantitation.

SI - Nuclide identification and/or quantitation is tentative.

TI - Nuclide identification is tentative.

R - Nuclide has exceeded 8 halflives.

G - Sample density differs by more than 15% of LCS density.

Abbreviations:

TPU - Total Propagated Uncertainty (see PAI SOP 743)

MDC - Minimum Detectable Concentration (see PAI SOP 709)

BDL - Below Detection Limit

Data Package ID: *GSS0408125-1*

Gamma Spectroscopy Results

PAI 713 Rev 8

Sample Results

Lab Name: Paragon Analytics
Work Order Number: 0408125
Client Name: New World Technologies
ClientProject ID: Ravenna GA00563

Field ID: RBS-27
Lab ID: 0408125-1

Library: FANP

Sample Matrix: SOIL
Prep SOP: PAI 739 Rev 8
Date Collected: 27-Jul-04
Date Prepared: 30-Aug-04
Date Analyzed: 08-Sep-04

Prep Batch: GS040901-1
QCBatchID: GS040901-1-1
Run ID: GS040901-1C
Count Time: 30 minutes
Report Basis: Dry Weight

Final Aliquot: 353 g
Prep Basis: Dry Weight
Moisture(%): NA
Result Units: pCi/g
File Name: 041734D04A

CASNO	Target Nuclide	Result +/- 2 s TPU	MDC	Lab Qualifier
14683-10-4	Sb-124	0.03 +/- 0.10	0.18	U,G
14234-35-6	Sb-125	0.11 +/- 0.15	0.25	U,G
13967-63-0	Sc-46	-0.045 +/- 0.094	0.187	U,G
15623-47-9	Th-227	-0.05 +/- 0.31	0.56	U,G
15065-10-8	Th-234	0.7 +/- 1.1	1.8	U,G
14913-50-9	Tl-208	0.35 +/- 0.12	0.14	G
15117-96-1	U-235	-0.35 +/- 0.28	0.55	U,G
13982-39-3	Zn-65	-0.24 +/- 0.21	0.43	U,G

Comments:

Qualifiers/Flags:

U - Result is less than the sample specific MDC or less than the associated TPU

Y1 - Chemical Yield is in control at 100-110%. Quantitative Yield is assumed.

Y2 - Chemical Yield outside default limits.

LT - Result is less than Requested MDC, greater than sample specific MDC.

M3 - The requested MDC was not met, but the reported activity is greater than the reported MDC.

M - The requested MDC was not met.

SQ - Spectral quality prevents accurate quantitation.

SI - Nuclide identification and/or quantitation is tentative.

TI - Nuclide identification is tentative.

R - Nuclide has exceeded 8 halflives.

G - Sample density differs by more than 15% of LCS density.

Abbreviations:

TPU - Total Propagated Uncertainty (see PAI SOP 743)

MDC - Minimum Detectable Concentration (see PAI SOP 709)

BDL - Below Detection Limit

Data Package ID: *GSS0408125-1*

Gamma Spectroscopy Results

PAI 713 Rev 8

Sample Duplicate Results

Lab Name: Paragon Analytics
Work Order Number: 0408125
Client Name: New World Technologies
ClientProject ID: Ravenna GA00563

Field ID: RBS-27
Lab ID: 0408125-1DUP

Library: FANP

Sample Matrix: SOIL
Prep SOP: PAI 739 Rev 8
Date Collected: 27-Jul-04
Date Prepared: 30-Aug-04
Date Analyzed: 08-Sep-04

Prep Batch: GS040901-1
QCBatchID: GS040901-1-1
Run ID: GS040901-1C
Count Time: 30 minutes
Report Basis: Dry Weight

Final Aliquot: 353 g
Prep Basis: Dry Weight
Moisture(%): NA
Result Units: pCi/g
File Name: 042174D01B

CASNO	Target Nuclide	Result +/- 2 s TPU	MDC	Lab Qualifier
14331-83-0	Ac-228	1.16 +/- 0.40	0.64	G
14391-76-5	Ag-110m	-0.05 +/- 0.13	0.24	U,G
14682-66-7	Al-26	0.03 +/- 0.11	0.19	U,G
14596-10-2	Am-241	-0.24 +/- 0.63	1.16	U,G
13966-02-4	Be-7	1.32 +/- 0.92	1.31	G,TI
14913-49-6	Bi-212	1.5 +/- 1.3	2.1	U,G
14733-03-0	Bi-214	1.05 +/- 0.30	0.31	G,J
13982-30-4	Ce-139	-0.077 +/- 0.072	0.135	U,G
14762-78-8	Ce-144	0.08 +/- 0.40	0.69	U,G
14093-03-9	Co-56	-0.05 +/- 0.26	0.50	U,G
13981-50-5	Co-57	0.005 +/- 0.058	0.101	U,G
13981-38-9	Co-58	-0.01 +/- 0.11	0.21	U,G
10198-40-0	Co-60	-0.024 +/- 0.088	0.179	U,G

Comments:

Qualifiers/Flags:

U - Result is less than the sample specific MDC or less than the associated TPU.
Y1 - Chemical Yield is in control at 100-110%. Quantitative yield is assumed.
Y2 - Chemical Yield outside default limits.
LT - Result is less than Requested MDC, greater than sample specific MDC.
M - The requested MDC was not met.
M3 - The requested MDC was not met, but thereported activity is greater than the reported MDC.
W - DER is greater than Warning Limit of 1.42
D - DER is greater than Control Limit of 2.13
SQ - Spectral quality prevents accurate quantitation.
SI - Nuclide identification and/or quantitation is tentative.
TI - Nuclide identification is tentative.
R - Nuclide has exceeded 8 halflives.
G - Sample density differs by more than 15% of LCS density.

Abbreviations:

TPU - Total Propagated Uncertainty (see PAI SOP 743)
MDC - Minimum Detectable Concentration (see PAI SOP 709)
BDL - Below Detection Limit

Data Package ID: *GSS0408125-1*

Gamma Spectroscopy Results

PAI 713 Rev 8

Sample Duplicate Results

Lab Name: Paragon Analytics
Work Order Number: 0408125
Client Name: New World Technologies
ClientProject ID: Ravenna GA00563

Field ID: RBS-27
Lab ID: 0408125-1DUP

Library: FANP

Sample Matrix: SOIL
Prep SOP: PAI 739 Rev 8
Date Collected: 27-Jul-04
Date Prepared: 30-Aug-04
Date Analyzed: 08-Sep-04

Prep Batch: GS040901-1
QCBatchID: GS040901-1-1
Run ID: GS040901-1C
Count Time: 30 minutes
Report Basis: Dry Weight

Final Aliquot: 353 g
Prep Basis: Dry Weight
Moisture(%): NA
Result Units: pCi/g
File Name: 042174D01B

CASNO	Target Nuclide	Result +/- 2 s TPU	MDC	Lab Qualifier
14392-02-0	Cr-51	0.8 +/- 1.5	2.5	U,G
13967-70-9	Cs-134	0.13 +/- 0.13	0.19	U,G
10045-97-3	Cs-137	0.30 +/- 0.13	0.16	G
14683-23-9	Eu-152	-0.13 +/- 0.46	0.93	U,G
15585-10-1	Eu-154	0.34 +/- 0.40	0.64	U,G
14391-16-3	Eu-155	0.05 +/- 0.24	0.42	U,G
14596-12-4	Fe-59	0.16 +/- 0.34	0.59	U,G
10043-66-0	I-131	-0.3 +/- 2.7	4.9	U,G
13966-00-2	K-40	19.7 +/- 3.8	2.5	G
13966-31-9	Mn-54	0.078 +/- 0.098	0.160	U,G
13966-32-0	Na-22	0.089 +/- 0.085	0.126	U,G
14681-63-1	Nb-94	-0.006 +/- 0.095	0.172	U,G
13967-76-5	Nb-95	0 +/- 0.13	0.25	U,G

Comments:

Qualifiers/Flags:

U - Result is less than the sample specific MDC or less than the associated TPU.
Y1 - Chemical Yield is in control at 100-110%. Quantitative yield is assumed.
Y2 - Chemical Yield outside default limits.
LT - Result is less than Requested MDC, greater than sample specific MDC.
M - The requested MDC was not met.
M3 - The requested MDC was not met, but thereported activity is greater than the reported MDC.
W - DER is greater than Warning Limit of 1.42
D - DER is greater than Control Limit of 2.13

SQ - Spectral quality prevents accurate quantitation.
SI - Nuclide identification and/or quantitation is tentative.
TI - Nuclide identification is tentative.
R - Nuclide has exceeded 8 halflives.
G - Sample density differs by more than 15% of LCS density.

Abbreviations:

TPU - Total Propagated Uncertainty (see PAI SOP 743)
MDC - Minimum Detectable Concentration (see PAI SOP 709)
BDL - Below Detection Limit

Data Package ID: *GSS0408125-1*

Gamma Spectroscopy Results

PAI 713 Rev 8

Sample Duplicate Results

Lab Name: Paragon Analytics
Work Order Number: 0408125
Client Name: New World Technologies
ClientProject ID: Ravenna GA00563

Field ID: RBS-27
Lab ID: 0408125-1DUP

Library: FANP

Sample Matrix: SOIL
Prep SOP: PAI 739 Rev 8
Date Collected: 27-Jul-04
Date Prepared: 30-Aug-04
Date Analyzed: 08-Sep-04

Prep Batch: GS040901-1
QCBatchID: GS040901-1-1
Run ID: GS040901-1C
Count Time: 30 minutes
Report Basis: Dry Weight

Final Aliquot: 353 g
Prep Basis: Dry Weight
Moisture(%): NA
Result Units: pCi/g
File Name: 042174D01B

CASNO	Target Nuclide	Result +/- 2 s TPU	MDC	Lab Qualifier
15100-28-4	Pa-234m	-6 +/- 13	26	U,G
15092-94-1	Pb-212	1.21 +/- 0.26	0.25	G
15067-28-4	Pb-214	1.06 +/- 0.24	0.28	G,J
13967-48-1	Ru-106	0.45 +/- 0.65	1.09	U,G
14683-10-4	Sb-124	0.04 +/- 0.14	0.24	U,G
14234-35-6	Sb-125	0.10 +/- 0.20	0.34	U,G
13967-63-0	Sc-46	-0.05 +/- 0.13	0.25	U,G
15623-47-9	Th-227	-0.30 +/- 0.68	1.23	U,G
15065-10-8	Th-234	0.9 +/- 1.6	2.6	U,G
14913-50-9	Tl-208	0.42 +/- 0.14	0.16	G
15117-96-1	U-235	0.10 +/- 0.42	0.72	U,G
13982-39-3	Zn-65	-0.05 +/- 0.32	0.60	U,G

Comments:

Qualifiers/Flags:

U - Result is less than the sample specific MDC or less than the associated TPU.
Y1 - Chemical Yield is in control at 100-110%. Quantitative yield is assumed.
Y2 - Chemical Yield outside default limits.
LT - Result is less than Requested MDC, greater than sample specific MDC.
M - The requested MDC was not met.
M3 - The requested MDC was not met, but thereported activity is greater than the reported MDC.
W - DER is greater than Warning Limit of 1.42
D - DER is greater than Control Limit of 2.13

SQ - Spectral quality prevents accurate quantitation.
SI - Nuclide identification and/or quantitation is tentative.
TI - Nuclide identification is tentative.
R - Nuclide has exceeded 8 halflives.
G - Sample density differs by more than 15% of LCS density.

Abbreviations:

TPU - Total Propageted Uncertainty (see PAI SOP 743)
MDC - Minimum Detectable Concentration (see PAI SOP 709)
BDL - Below Detection Limit

Data Package ID: *GSS0408125-1*

Gamma Spectroscopy Results

PAI 713 Rev 8

Sample Results

Lab Name: Paragon Analytics
Work Order Number: 0408125
Client Name: New World Technologies
ClientProject ID: Ravenna GA00563

Field ID: RBS-28
Lab ID: 0408125-2

Library: FANP

Sample Matrix: SOIL
Prep SOP: PAI 739 Rev 8
Date Collected: 27-Jul-04
Date Prepared: 30-Aug-04
Date Analyzed: 08-Sep-04

Prep Batch: GS040901-1
QCBatchID: GS040901-1-1
Run ID: GS040901-1C
Count Time: 30 minutes
Report Basis: Dry Weight

Final Aliquot: 336 g
Prep Basis: Dry Weight
Moisture(%): NA
Result Units: pCi/g
File Name: 040370D05A

CASNO	Target Nuclide	Result +/- 2 s TPU	MDC	Lab Qualifier
14331-83-0	Ac-228	1.08 +/- 0.34	0.52	G
14391-76-5	Ag-110m	-0.01 +/- 0.11	0.20	U,G
14682-66-7	Al-26	0.050 +/- 0.071	0.117	U,G
14596-10-2	Am-241	0.36 +/- 0.71	1.20	U,G
13966-02-4	Be-7	-0.1 +/- 1.0	1.9	U,G
14913-49-6	Bi-212	2.0 +/- 1.3	1.9	G,TI
14733-03-0	Bi-214	1.12 +/- 0.29	0.27	G,J
13982-30-4	Ce-139	0.026 +/- 0.069	0.117	U,G
14762-78-8	Ce-144	-0.42 +/- 0.44	0.82	U,G
14093-03-9	Co-56	0.40 +/- 0.26	0.37	G,TI
13981-50-5	Co-57	0 +/- 0.061	0.106	U,G
13981-38-9	Co-58	0.049 +/- 0.098	0.170	U,G
10198-40-0	Co-60	0.028 +/- 0.091	0.163	U,G
14392-02-0	Cr-51	-0.9 +/- 1.4	2.7	U,G
13967-70-9	Cs-134	0.09 +/- 0.12	0.19	U,G

Comments:

Qualifiers/Flags:

U - Result is less than the sample specific MDC or less than the associated TPU

Y1 - Chemical Yield is in control at 100-110%. Quantitative Yield is assumed.

Y2 - Chemical Yield outside default limits.

LT - Result is less than Requested MDC, greater than sample specific MDC.

M3 - The requested MDC was not met, but the reported activity is greater than the reported MDC.

M - The requested MDC was not met.

SQ - Spectral quality prevents accurate quantitation.

SI - Nuclide identification and/or quantitation is tentative.

TI - Nuclide identification is tentative.

R - Nuclide has exceeded 8 halflives.

G - Sample density differs by more than 15% of LCS density.

Abbreviations:

TPU - Total Propagated Uncertainty (see PAI SOP 743)

MDC - Minimum Detectable Concentration (see PAI SOP 709)

BDL - Below Detection Limit

Data Package ID: *GSS0408125-1*

Gamma Spectroscopy Results

PAI 713 Rev 8

Sample Results

Lab Name: Paragon Analytics
Work Order Number: 0408125
Client Name: New World Technologies
ClientProject ID: Ravenna GA00563

Field ID: RBS-28
Lab ID: 0408125-2

Library: FANP

Sample Matrix: SOIL
Prep SOP: PAI 739 Rev 8
Date Collected: 27-Jul-04
Date Prepared: 30-Aug-04
Date Analyzed: 08-Sep-04

Prep Batch: GS040901-1
QCBatchID: GS040901-1-1
Run ID: GS040901-1C
Count Time: 30 minutes
Report Basis: Dry Weight

Final Aliquot: 336 g
Prep Basis: Dry Weight
Moisture(%): NA
Result Units: pCi/g
File Name: 040370D05A

CASNO	Target Nuclide	Result +/- 2 s TPU	MDC	Lab Qualifier
10045-97-3	Cs-137	0.57 +/- 0.15	0.14	G
14683-23-9	Eu-152	0.20 +/- 0.42	0.73	U,G
15585-10-1	Eu-154	0.29 +/- 0.48	0.82	U,G
14391-16-3	Eu-155	0.21 +/- 0.27	0.44	U,G
14596-12-4	Fe-59	-0.21 +/- 0.30	0.61	U,G
10043-66-0	I-131	-0.9 +/- 2.9	5.3	U,G
13966-00-2	K-40	18.2 +/- 3.3	1.9	G
13966-31-9	Mn-54	0.039 +/- 0.084	0.145	U,G
13966-32-0	Na-22	0.04 +/- 0.10	0.18	U,G
14681-63-1	Nb-94	0.041 +/- 0.077	0.130	U,G
13967-76-5	Nb-95	0.10 +/- 0.14	0.23	U,G
15100-28-4	Pa-234m	5 +/- 13	23	U,G
15092-94-1	Pb-212	1.61 +/- 0.31	0.27	G
15067-28-4	Pb-214	0.96 +/- 0.22	0.27	G,J
13967-48-1	Ru-106	-0.30 +/- 0.69	1.34	U,G

Comments:

Qualifiers/Flags:

U - Result is less than the sample specific MDC or less than the associated TPU

Y1 - Chemical Yield is in control at 100-110%. Quantitative Yield is assumed.

Y2 - Chemical Yield outside default limits.

LT - Result is less than Requested MDC, greater than sample specific MDC.

M3 - The requested MDC was not met, but the reported activity is greater than the reported MDC.

M - The requested MDC was not met.

SQ - Spectral quality prevents accurate quantitation.

SI - Nuclide identification and/or quantitation is tentative.

TI - Nuclide identification is tentative.

R - Nuclide has exceeded 8 halflives.

G - Sample density differs by more than 15% of LCS density.

Abbreviations:

TPU - Total Propagated Uncertainty (see PAI SOP 743)

MDC - Minimum Detectable Concentration (see PAI SOP 709)

BDL - Below Detection Limit

Data Package ID: *GSS0408125-1*

Gamma Spectroscopy Results

PAI 713 Rev 8

Sample Results

Lab Name: Paragon Analytics
Work Order Number: 0408125
Client Name: New World Technologies
ClientProject ID: Ravenna GA00563

Field ID: RBS-28
Lab ID: 0408125-2

Library: FANP

Sample Matrix: SOIL
Prep SOP: PAI 739 Rev 8
Date Collected: 27-Jul-04
Date Prepared: 30-Aug-04
Date Analyzed: 08-Sep-04

Prep Batch: GS040901-1
QCBatchID: GS040901-1-1
Run ID: GS040901-1C
Count Time: 30 minutes
Report Basis: Dry Weight

Final Aliquot: 336 g
Prep Basis: Dry Weight
Moisture(%): NA
Result Units: pCi/g
File Name: 040370D05A

CASNO	Target Nuclide	Result +/- 2 s TPU	MDC	Lab Qualifier
14683-10-4	Sb-124	0.04 +/- 0.13	0.23	U,G
14234-35-6	Sb-125	-0.05 +/- 0.20	0.37	U,G
13967-63-0	Sc-46	0 +/- 0.10	0.19	U,G
15623-47-9	Th-227	-0.57 +/- 0.77	1.40	U,G
15065-10-8	Th-234	2.0 +/- 1.5	2.4	U,G
14913-50-9	Tl-208	0.39 +/- 0.12	0.13	G
15117-96-1	U-235	0.12 +/- 0.44	0.75	U,G
13982-39-3	Zn-65	-0.44 +/- 0.26	0.54	U,G

Comments:

Qualifiers/Flags:

U - Result is less than the sample specific MDC or less than the associated TPU

Y1 - Chemical Yield is in control at 100-110%. Quantitative Yield is assumed.

Y2 - Chemical Yield outside default limits.

LT - Result is less than Requested MDC, greater than sample specific MDC.

M3 - The requested MDC was not met, but the reported activity is greater than the reported MDC.

M - The requested MDC was not met.

SQ - Spectral quality prevents accurate quantitation.

SI - Nuclide identification and/or quantitation is tentative.

TI - Nuclide identification is tentative.

R - Nuclide has exceeded 8 halflives.

G - Sample density differs by more than 15% of LCS density.

Abbreviations:

TPU - Total Propagated Uncertainty (see PAI SOP 743)

MDC - Minimum Detectable Concentration (see PAI SOP 709)

BDL - Below Detection Limit

Data Package ID: *GSS0408125-1*

Gamma Spectroscopy Results

PAI 713 Rev 8

Sample Results

Lab Name: Paragon Analytics
Work Order Number: 0408125
Client Name: New World Technologies
ClientProject ID: Ravenna GA00563

Field ID: RBS-29
Lab ID: 0408125-3

Library: FANP

Sample Matrix: SOIL
Prep SOP: PAI 739 Rev 8
Date Collected: 27-Jul-04
Date Prepared: 30-Aug-04
Date Analyzed: 08-Sep-04

Prep Batch: GS040901-1
QCBatchID: GS040901-1-1
Run ID: GS040901-1C
Count Time: 30 minutes
Report Basis: Dry Weight

Final Aliquot: 345 g
Prep Basis: Dry Weight
Moisture(%): NA
Result Units: pCi/g
File Name: 042175D01A

CASNO	Target Nuclide	Result +/- 2 s TPU	MDC	Lab Qualifier
14331-83-0	Ac-228	1.25 +/- 0.38	0.58	G
14391-76-5	Ag-110m	0.03 +/- 0.12	0.21	U,G
14682-66-7	Al-26	0.008 +/- 0.049	0.108	U,G
14596-10-2	Am-241	-0.52 +/- 0.69	1.29	U,G
13966-02-4	Be-7	-0.3 +/- 1.0	2.0	U,G
14913-49-6	Bi-212	0.9 +/- 1.5	2.6	U,G
14733-03-0	Bi-214	0.95 +/- 0.29	0.37	G,J
13982-30-4	Ce-139	0.053 +/- 0.071	0.117	U,G
14762-78-8	Ce-144	-0.48 +/- 0.44	0.83	U,G
14093-03-9	Co-56	0.14 +/- 0.26	0.44	U,G
13981-50-5	Co-57	0.066 +/- 0.059	0.092	U,G
13981-38-9	Co-58	-0.01 +/- 0.10	0.20	U,G
10198-40-0	Co-60	0.018 +/- 0.088	0.165	U,G
14392-02-0	Cr-51	-1.1 +/- 1.4	2.8	U,G
13967-70-9	Cs-134	-0.03 +/- 0.73	1.21	U,G

Comments:

Qualifiers/Flags:

U - Result is less than the sample specific MDC or less than the associated TPU

Y1 - Chemical Yield is in control at 100-110%. Quantitative Yield is assumed.

Y2 - Chemical Yield outside default limits.

LT - Result is less than Requested MDC, greater than sample specific MDC.

M3 - The requested MDC was not met, but the reported activity is greater than the reported MDC.

M - The requested MDC was not met.

SQ - Spectral quality prevents accurate quantitation.

SI - Nuclide identification and/or quantitation is tentative.

TI - Nuclide identification is tentative.

R - Nuclide has exceeded 8 halflives.

G - Sample density differs by more than 15% of LCS density.

Abbreviations:

TPU - Total Propagated Uncertainty (see PAI SOP 743)

MDC - Minimum Detectable Concentration (see PAI SOP 709)

BDL - Below Detection Limit

Data Package ID: *GSS0408125-1*

Gamma Spectroscopy Results

PAI 713 Rev 8

Sample Results

Lab Name: Paragon Analytics
Work Order Number: 0408125
Client Name: New World Technologies
ClientProject ID: Ravenna GA00563

Field ID: RBS-29
Lab ID: 0408125-3

Library: FANP

Sample Matrix: SOIL
Prep SOP: PAI 739 Rev 8
Date Collected: 27-Jul-04
Date Prepared: 30-Aug-04
Date Analyzed: 08-Sep-04

Prep Batch: GS040901-1
QCBatchID: GS040901-1-1
Run ID: GS040901-1C
Count Time: 30 minutes
Report Basis: Dry Weight

Final Aliquot: 345 g
Prep Basis: Dry Weight
Moisture(%): NA
Result Units: pCi/g
File Name: 042175D01A

CASNO	Target Nuclide	Result +/- 2 s TPU	MDC	Lab Qualifier
10045-97-3	Cs-137	0.23 +/- 0.12	0.16	G
14683-23-9	Eu-152	0.11 +/- 0.35	0.65	U,G
15585-10-1	Eu-154	0.04 +/- 0.42	0.79	U,G
14391-16-3	Eu-155	-0.03 +/- 0.26	0.46	U,G
14596-12-4	Fe-59	-0.13 +/- 0.37	0.71	U,G
10043-66-0	I-131	1.3 +/- 3.1	5.3	U,G
13966-00-2	K-40	18.6 +/- 3.7	2.4	G
13966-31-9	Mn-54	0.051 +/- 0.096	0.164	U,G
13966-32-0	Na-22	-0.01 +/- 0.11	0.21	U,G
14681-63-1	Nb-94	0.091 +/- 0.082	0.126	U,G
13967-76-5	Nb-95	-0.12 +/- 0.13	0.27	U,G
15100-28-4	Pa-234m	-4 +/- 12	25	U,G
15092-94-1	Pb-212	1.33 +/- 0.27	0.23	G
15067-28-4	Pb-214	0.78 +/- 0.21	0.27	G,J
13967-48-1	Ru-106	0.34 +/- 0.80	1.38	U,G

Comments:

Qualifiers/Flags:

U - Result is less than the sample specific MDC or less than the associated TPU

Y1 - Chemical Yield is in control at 100-110%. Quantitative Yield is assumed.

Y2 - Chemical Yield outside default limits.

LT - Result is less than Requested MDC, greater than sample specific MDC.

M3 - The requested MDC was not met, but the reported activity is greater than the reported MDC.

M - The requested MDC was not met.

SQ - Spectral quality prevents accurate quantitation.

SI - Nuclide identification and/or quantitation is tentative.

TI - Nuclide identification is tentative.

R - Nuclide has exceeded 8 halflives.

G - Sample density differs by more than 15% of LCS density.

Abbreviations:

TPU - Total Propagated Uncertainty (see PAI SOP 743)

MDC - Minimum Detectable Concentration (see PAI SOP 709)

BDL - Below Detection Limit

Data Package ID: *GSS0408125-1*

Gamma Spectroscopy Results

PAI 713 Rev 8

Sample Results

Lab Name: Paragon Analytics
Work Order Number: 0408125
Client Name: New World Technologies
ClientProject ID: Ravenna GA00563

Field ID: RBS-29
Lab ID: 0408125-3

Library: FANP

Sample Matrix: SOIL
Prep SOP: PAI 739 Rev 8
Date Collected: 27-Jul-04
Date Prepared: 30-Aug-04
Date Analyzed: 08-Sep-04

Prep Batch: GS040901-1
QCBatchID: GS040901-1-1
Run ID: GS040901-1C
Count Time: 30 minutes
Report Basis: Dry Weight

Final Aliquot: 345 g
Prep Basis: Dry Weight
Moisture(%): NA
Result Units: pCi/g
File Name: 042175D01A

CASNO	Target Nuclide	Result +/- 2 s TPU	MDC	Lab Qualifier
14683-10-4	Sb-124	0.08 +/- 0.12	0.20	U,G
14234-35-6	Sb-125	0.01 +/- 0.20	0.36	U,G
13967-63-0	Sc-46	-0.05 +/- 0.10	0.21	U,G
15623-47-9	Th-227	-0.23 +/- 0.73	1.28	U,G
15065-10-8	Th-234	0.4 +/- 1.0	1.8	U,G
14913-50-9	Tl-208	0.37 +/- 0.13	0.14	G
15117-96-1	U-235	-0.46 +/- 0.45	0.83	U,G
13982-39-3	Zn-65	0.32 +/- 0.42	0.69	U,G

Comments:

Qualifiers/Flags:

U - Result is less than the sample specific MDC or less than the associated TPU

Y1 - Chemical Yield is in control at 100-110%. Quantitative Yield is assumed.

Y2 - Chemical Yield outside default limits.

LT - Result is less than Requested MDC, greater than sample specific MDC.

M3 - The requested MDC was not met, but the reported activity is greater than the reported MDC.

M - The requested MDC was not met.

SQ - Spectral quality prevents accurate quantitation.

SI - Nuclide identification and/or quantitation is tentative.

TI - Nuclide identification is tentative.

R - Nuclide has exceeded 8 halflives.

G - Sample density differs by more than 15% of LCS density.

Abbreviations:

TPU - Total Propagated Uncertainty (see PAI SOP 743)

MDC - Minimum Detectable Concentration (see PAI SOP 709)

BDL - Below Detection Limit

Data Package ID: *GSS0408125-1*

Gamma Spectroscopy Results

PAI 713 Rev 8

Sample Results

Lab Name: Paragon Analytics
Work Order Number: 0408125
Client Name: New World Technologies
ClientProject ID: Ravenna GA00563

Field ID: RBS-30
Lab ID: 0408125-4

Library: FANP

Sample Matrix: SOIL
Prep SOP: PAI 739 Rev 8
Date Collected: 27-Jul-04
Date Prepared: 30-Aug-04
Date Analyzed: 08-Sep-04

Prep Batch: GS040901-1
QCBatchID: GS040901-1-1
Run ID: GS040901-1C
Count Time: 30 minutes
Report Basis: Dry Weight

Final Aliquot: 347 g
Prep Basis: Dry Weight
Moisture(%): NA
Result Units: pCi/g
File Name: 042176D01A

CASNO	Target Nuclide	Result +/- 2 s TPU	MDC	Lab Qualifier
14331-83-0	Ac-228	1.13 +/- 0.37	0.76	G
14391-76-5	Ag-110m	-0.01 +/- 0.12	0.23	U,G
14682-66-7	Al-26	-0.050 +/- 0.059	0.161	U,G
14596-10-2	Am-241	-0.93 +/- 0.70	1.36	U,G
13966-02-4	Be-7	-0.01 +/- 0.95	1.75	U,G
14913-49-6	Bi-212	1.1 +/- 1.5	2.5	U,G
14733-03-0	Bi-214	0.66 +/- 0.26	0.33	G,J
13982-30-4	Ce-139	0.015 +/- 0.064	0.110	U,G
14762-78-8	Ce-144	0.01 +/- 0.40	0.71	U,G
14093-03-9	Co-56	-0.08 +/- 0.28	0.53	U,G
13981-50-5	Co-57	0.015 +/- 0.056	0.096	U,G
13981-38-9	Co-58	0.04 +/- 0.11	0.19	U,G
10198-40-0	Co-60	-0.03 +/- 0.11	0.21	U,G
14392-02-0	Cr-51	1.0 +/- 1.7	2.8	U,G
13967-70-9	Cs-134	0.12 +/- 0.13	0.19	U,G

Comments:

Qualifiers/Flags:

U - Result is less than the sample specific MDC or less than the associated TPU

Y1 - Chemical Yield is in control at 100-110%. Quantitative Yield is assumed.

Y2 - Chemical Yield outside default limits.

LT - Result is less than Requested MDC, greater than sample specific MDC.

M3 - The requested MDC was not met, but the reported activity is greater than the reported MDC.

M - The requested MDC was not met.

SQ - Spectral quality prevents accurate quantitation.

SI - Nuclide identification and/or quantitation is tentative.

TI - Nuclide identification is tentative.

R - Nuclide has exceeded 8 halflives.

G - Sample density differs by more than 15% of LCS density.

Abbreviations:

TPU - Total Propagated Uncertainty (see PAI SOP 743)

MDC - Minimum Detectable Concentration (see PAI SOP 709)

BDL - Below Detection Limit

Data Package ID: *GSS0408125-1*

Gamma Spectroscopy Results

PAI 713 Rev 8

Sample Results

Lab Name: Paragon Analytics
Work Order Number: 0408125
Client Name: New World Technologies
ClientProject ID: Ravenna GA00563

Field ID: RBS-30
Lab ID: 0408125-4

Library: FANP

Sample Matrix: SOIL
Prep SOP: PAI 739 Rev 8
Date Collected: 27-Jul-04
Date Prepared: 30-Aug-04
Date Analyzed: 08-Sep-04

Prep Batch: GS040901-1
QCBatchID: GS040901-1-1
Run ID: GS040901-1C
Count Time: 30 minutes
Report Basis: Dry Weight

Final Aliquot: 347 g
Prep Basis: Dry Weight
Moisture(%): NA
Result Units: pCi/g
File Name: 042176D01A

CASNO	Target Nuclide	Result +/- 2 s TPU	MDC	Lab Qualifier
10045-97-3	Cs-137	0.44 +/- 0.15	0.18	G
14683-23-9	Eu-152	-0.15 +/- 0.51	1.02	U,G
15585-10-1	Eu-154	0.04 +/- 0.52	0.97	U,G
14391-16-3	Eu-155	0.03 +/- 0.25	0.43	U,G
14596-12-4	Fe-59	0.02 +/- 0.34	0.62	U,G
10043-66-0	I-131	-1.4 +/- 2.9	5.4	U,G
13966-00-2	K-40	20.3 +/- 3.9	2.7	G
13966-31-9	Mn-54	0.073 +/- 0.083	0.132	U,G
13966-32-0	Na-22	-0.04 +/- 0.11	0.22	U,G
14681-63-1	Nb-94	0.043 +/- 0.080	0.136	U,G
13967-76-5	Nb-95	0.01 +/- 0.12	0.23	U,G
15100-28-4	Pa-234m	4 +/- 14	26	U,G
15092-94-1	Pb-212	1.34 +/- 0.26	0.21	G
15067-28-4	Pb-214	0.89 +/- 0.21	0.23	G,J
13967-48-1	Ru-106	-0.34 +/- 0.79	1.53	U,G

Comments:

Qualifiers/Flags:

U - Result is less than the sample specific MDC or less than the associated TPU

Y1 - Chemical Yield is in control at 100-110%. Quantitative Yield is assumed.

Y2 - Chemical Yield outside default limits.

LT - Result is less than Requested MDC, greater than sample specific MDC.

M3 - The requested MDC was not met, but the reported activity is greater than the reported MDC.

M - The requested MDC was not met.

SQ - Spectral quality prevents accurate quantitation.

SI - Nuclide identification and/or quantitation is tentative.

TI - Nuclide identification is tentative.

R - Nuclide has exceeded 8 halflives.

G - Sample density differs by more than 15% of LCS density.

Abbreviations:

TPU - Total Propagated Uncertainty (see PAI SOP 743)

MDC - Minimum Detectable Concentration (see PAI SOP 709)

BDL - Below Detection Limit

Data Package ID: *GSS0408125-1*

Gamma Spectroscopy Results

PAI 713 Rev 8

Sample Results

Lab Name: Paragon Analytics
Work Order Number: 0408125
Client Name: New World Technologies
ClientProject ID: Ravenna GA00563

Field ID: RBS-30
Lab ID: 0408125-4

Library: FANP

Sample Matrix: SOIL
Prep SOP: PAI 739 Rev 8
Date Collected: 27-Jul-04
Date Prepared: 30-Aug-04
Date Analyzed: 08-Sep-04

Prep Batch: GS040901-1
QCBatchID: GS040901-1-1
Run ID: GS040901-1C
Count Time: 30 minutes
Report Basis: Dry Weight

Final Aliquot: 347 g
Prep Basis: Dry Weight
Moisture(%): NA
Result Units: pCi/g
File Name: 042176D01A

CASNO	Target Nuclide	Result +/- 2 s TPU	MDC	Lab Qualifier
14683-10-4	Sb-124	0.12 +/- 0.13	0.21	U,G
14234-35-6	Sb-125	0.09 +/- 0.19	0.38	U,G
13967-63-0	Sc-46	0.01 +/- 0.11	0.21	U,G
15623-47-9	Th-227	-0.61 +/- 0.64	1.21	U,G
15065-10-8	Th-234	2.0 +/- 1.7	2.8	U,G
14913-50-9	Tl-208	0.30 +/- 0.12	0.13	G
15117-96-1	U-235	0.02 +/- 0.42	0.74	U,G
13982-39-3	Zn-65	-0.36 +/- 0.29	0.60	U,G

Comments:

Qualifiers/Flags:

U - Result is less than the sample specific MDC or less than the associated TPU

Y1 - Chemical Yield is in control at 100-110%. Quantitative Yield is assumed.

Y2 - Chemical Yield outside default limits.

LT - Result is less than Requested MDC, greater than sample specific MDC.

M3 - The requested MDC was not met, but the reported activity is greater than the reported MDC.

M - The requested MDC was not met.

SQ - Spectral quality prevents accurate quantitation.

SI - Nuclide identification and/or quantitation is tentative.

TI - Nuclide identification is tentative.

R - Nuclide has exceeded 8 halflives.

G - Sample density differs by more than 15% of LCS density.

Abbreviations:

TPU - Total Propagated Uncertainty (see PAI SOP 743)

MDC - Minimum Detectable Concentration (see PAI SOP 709)

BDL - Below Detection Limit

Data Package ID: *GSS0408125-1*

Gamma Spectroscopy Results

PAI 713 Rev 8

Sample Results

Lab Name: Paragon Analytics
Work Order Number: 0408125
Client Name: New World Technologies
ClientProject ID: Ravenna GA00563

Field ID: RBS-31
Lab ID: 0408125-5

Library: FANP

Sample Matrix: SOIL
Prep SOP: PAI 739 Rev 8
Date Collected: 27-Jul-04
Date Prepared: 30-Aug-04
Date Analyzed: 08-Sep-04

Prep Batch: GS040901-1
QCBatchID: GS040901-1-1
Run ID: GS040901-1C
Count Time: 30 minutes
Report Basis: Dry Weight

Final Aliquot: 314 g
Prep Basis: Dry Weight
Moisture(%): NA
Result Units: pCi/g
File Name: 040374D05A

CASNO	Target Nuclide	Result +/- 2 s TPU	MDC	Lab Qualifier
14331-83-0	Ac-228	1.00 +/- 0.34	0.55	G
14391-76-5	Ag-110m	0.043 +/- 0.092	0.159	U,G
14682-66-7	Al-26	-0.032 +/- 0.094	0.195	U,G
14596-10-2	Am-241	-0.40 +/- 0.72	1.33	U,G
13966-02-4	Be-7	-0.2 +/- 1.2	2.2	U,G
14913-49-6	Bi-212	2.3 +/- 1.4	1.9	G,TI
14733-03-0	Bi-214	0.88 +/- 0.27	0.28	G,J
13982-30-4	Ce-139	-0.031 +/- 0.061	0.114	U,G
14762-78-8	Ce-144	0.14 +/- 0.46	0.79	U,G
14093-03-9	Co-56	0.09 +/- 0.27	0.48	U,G
13981-50-5	Co-57	0.048 +/- 0.063	0.103	U,G
13981-38-9	Co-58	-0.04 +/- 0.10	0.21	U,G
10198-40-0	Co-60	0.039 +/- 0.080	0.140	U,G
14392-02-0	Cr-51	0.6 +/- 1.6	2.8	U,G
13967-70-9	Cs-134	-0.020 +/- 0.086	0.158	U,G

Comments:

Qualifiers/Flags:

U - Result is less than the sample specific MDC or less than the associated TPU

Y1 - Chemical Yield is in control at 100-110%. Quantitative Yield is assumed.

Y2 - Chemical Yield outside default limits.

LT - Result is less than Requested MDC, greater than sample specific MDC.

M3 - The requested MDC was not met, but the reported activity is greater than the reported MDC.

M - The requested MDC was not met.

SQ - Spectral quality prevents accurate quantitation.

SI - Nuclide identification and/or quantitation is tentative.

TI - Nuclide identification is tentative.

R - Nuclide has exceeded 8 halflives.

G - Sample density differs by more than 15% of LCS density.

Abbreviations:

TPU - Total Propagated Uncertainty (see PAI SOP 743)

MDC - Minimum Detectable Concentration (see PAI SOP 709)

BDL - Below Detection Limit

Data Package ID: *GSS0408125-1*

Gamma Spectroscopy Results

PAI 713 Rev 8

Sample Results

Lab Name: Paragon Analytics
Work Order Number: 0408125
Client Name: New World Technologies
ClientProject ID: Ravenna GA00563

Field ID: RBS-31
Lab ID: 0408125-5

Library: FANP

Sample Matrix: SOIL
Prep SOP: PAI 739 Rev 8
Date Collected: 27-Jul-04
Date Prepared: 30-Aug-04
Date Analyzed: 08-Sep-04

Prep Batch: GS040901-1
QCBatchID: GS040901-1-1
Run ID: GS040901-1C
Count Time: 30 minutes
Report Basis: Dry Weight

Final Aliquot: 314 g
Prep Basis: Dry Weight
Moisture(%): NA
Result Units: pCi/g
File Name: 040374D05A

CASNO	Target Nuclide	Result +/- 2 s TPU	MDC	Lab Qualifier
10045-97-3	Cs-137	0.119 +/- 0.088	0.130	U,G
14683-23-9	Eu-152	-0.14 +/- 0.40	0.82	U,G
15585-10-1	Eu-154	0.04 +/- 0.53	0.97	U,G
14391-16-3	Eu-155	-0.08 +/- 0.25	0.46	U,G
14596-12-4	Fe-59	-0.14 +/- 0.30	0.60	U,G
10043-66-0	I-131	-1.4 +/- 2.7	5.1	U,G
13966-00-2	K-40	20.1 +/- 3.6	1.8	G
13966-31-9	Mn-54	-0.054 +/- 0.085	0.171	U,G
13966-32-0	Na-22	-0.011 +/- 0.099	0.190	U,G
14681-63-1	Nb-94	0.027 +/- 0.089	0.156	U,G
13967-76-5	Nb-95	-0.17 +/- 0.14	0.29	U,G
15100-28-4	Pa-234m	2 +/- 15	27	U,G
15092-94-1	Pb-212	1.24 +/- 0.27	0.27	G
15067-28-4	Pb-214	1.08 +/- 0.24	0.23	G,J
13967-48-1	Ru-106	-0.60 +/- 0.85	1.66	U,G

Comments:

Qualifiers/Flags:

U - Result is less than the sample specific MDC or less than the associated TPU

Y1 - Chemical Yield is in control at 100-110%. Quantitative Yield is assumed.

Y2 - Chemical Yield outside default limits.

LT - Result is less than Requested MDC, greater than sample specific MDC.

M3 - The requested MDC was not met, but the reported activity is greater than the reported MDC.

M - The requested MDC was not met.

SQ - Spectral quality prevents accurate quantitation.

SI - Nuclide identification and/or quantitation is tentative.

TI - Nuclide identification is tentative.

R - Nuclide has exceeded 8 halflives.

G - Sample density differs by more than 15% of LCS density.

Abbreviations:

TPU - Total Propagated Uncertainty (see PAI SOP 743)

MDC - Minimum Detectable Concentration (see PAI SOP 709)

BDL - Below Detection Limit

Data Package ID: *GSS0408125-1*

Gamma Spectroscopy Results

PAI 713 Rev 8

Sample Results

Lab Name: Paragon Analytics
Work Order Number: 0408125
Client Name: New World Technologies
ClientProject ID: Ravenna GA00563

Field ID: RBS-31
Lab ID: 0408125-5

Library: FANP

Sample Matrix: SOIL
Prep SOP: PAI 739 Rev 8
Date Collected: 27-Jul-04
Date Prepared: 30-Aug-04
Date Analyzed: 08-Sep-04

Prep Batch: GS040901-1
QCBatchID: GS040901-1-1
Run ID: GS040901-1C
Count Time: 30 minutes
Report Basis: Dry Weight

Final Aliquot: 314 g
Prep Basis: Dry Weight
Moisture(%): NA
Result Units: pCi/g
File Name: 040374D05A

CASNO	Target Nuclide	Result +/- 2 s TPU	MDC	Lab Qualifier
14683-10-4	Sb-124	0.05 +/- 0.13	0.23	U,G
14234-35-6	Sb-125	0 +/- 0.20	0.36	U,G
13967-63-0	Sc-46	-0.03 +/- 0.11	0.21	U,G
15623-47-9	Th-227	-0.3 +/- 8.9	14.6	U,G
15065-10-8	Th-234	1.1 +/- 1.7	2.8	U,G
14913-50-9	Tl-208	0.38 +/- 0.14	0.17	G
15117-96-1	U-235	0.30 +/- 0.42	0.69	U,G
13982-39-3	Zn-65	-0.39 +/- 0.27	0.55	U,G

Comments:

Qualifiers/Flags:

U - Result is less than the sample specific MDC or less than the associated TPU

Y1 - Chemical Yield is in control at 100-110%. Quantitative Yield is assumed.

Y2 - Chemical Yield outside default limits.

LT - Result is less than Requested MDC, greater than sample specific MDC.

M3 - The requested MDC was not met, but the reported activity is greater than the reported MDC.

M - The requested MDC was not met.

SQ - Spectral quality prevents accurate quantitation.

SI - Nuclide identification and/or quantitation is tentative.

TI - Nuclide identification is tentative.

R - Nuclide has exceeded 8 halflives.

G - Sample density differs by more than 15% of LCS density.

Abbreviations:

TPU - Total Propagated Uncertainty (see PAI SOP 743)

MDC - Minimum Detectable Concentration (see PAI SOP 709)

BDL - Below Detection Limit

Data Package ID: *GSS0408125-1*

Gamma Spectroscopy Results

PAI 713 Rev 8

Sample Results

Lab Name: Paragon Analytics
Work Order Number: 0408125
Client Name: New World Technologies
ClientProject ID: Ravenna GA00563

Field ID: RBS-32
Lab ID: 0408125-6

Library: FANP

Sample Matrix: SOIL
Prep SOP: PAI 739 Rev 8
Date Collected: 27-Jul-04
Date Prepared: 30-Aug-04
Date Analyzed: 08-Sep-04

Prep Batch: GS040901-1
QCBatchID: GS040901-1-1
Run ID: GS040901-1C
Count Time: 30 minutes
Report Basis: Dry Weight

Final Aliquot: 338 g
Prep Basis: Dry Weight
Moisture(%): NA
Result Units: pCi/g
File Name: 041528D08A

CASNO	Target Nuclide	Result +/- 2 s TPU	MDC	Lab Qualifier
14331-83-0	Ac-228	1.13 +/- 0.35	0.49	G
14391-76-5	Ag-110m	-0.01 +/- 0.11	0.20	U,G
14682-66-7	Al-26	0.059 +/- 0.075	0.120	U,G
14596-10-2	Am-241	-0.03 +/- 0.14	0.24	U,G
13966-02-4	Be-7	0.57 +/- 0.85	1.41	U,G
14913-49-6	Bi-212	0.1 +/- 1.2	2.1	U,G
14733-03-0	Bi-214	0.80 +/- 0.24	0.23	G,J
13982-30-4	Ce-139	-0.027 +/- 0.059	0.108	U,G
14762-78-8	Ce-144	-0.07 +/- 0.35	0.63	U,G
14093-03-9	Co-56	0.08 +/- 0.30	0.52	U,G
13981-50-5	Co-57	0.023 +/- 0.043	0.073	U,G
13981-38-9	Co-58	-0.02 +/- 0.11	0.21	U,G
10198-40-0	Co-60	0.018 +/- 0.090	0.166	U,G
14392-02-0	Cr-51	0.5 +/- 1.5	2.7	U,G
13967-70-9	Cs-134	-0.083 +/- 0.077	0.155	U,G

Comments:

Qualifiers/Flags:

U - Result is less than the sample specific MDC or less than the associated TPU

Y1 - Chemical Yield is in control at 100-110%. Quantitative Yield is assumed.

Y2 - Chemical Yield outside default limits.

LT - Result is less than Requested MDC, greater than sample specific MDC.

M3 - The requested MDC was not met, but the reported activity is greater than the reported MDC.

M - The requested MDC was not met.

SQ - Spectral quality prevents accurate quantitation.

SI - Nuclide identification and/or quantitation is tentative.

TI - Nuclide identification is tentative.

R - Nuclide has exceeded 8 halflives.

G - Sample density differs by more than 15% of LCS density.

Abbreviations:

TPU - Total Propagated Uncertainty (see PAI SOP 743)

MDC - Minimum Detectable Concentration (see PAI SOP 709)

BDL - Below Detection Limit

Data Package ID: *GSS0408125-1*

Gamma Spectroscopy Results

PAI 713 Rev 8

Sample Results

Lab Name: Paragon Analytics
Work Order Number: 0408125
Client Name: New World Technologies
ClientProject ID: Ravenna GA00563

Field ID: RBS-32
Lab ID: 0408125-6

Library: FANP

Sample Matrix: SOIL
Prep SOP: PAI 739 Rev 8
Date Collected: 27-Jul-04
Date Prepared: 30-Aug-04
Date Analyzed: 08-Sep-04

Prep Batch: GS040901-1
QCBatchID: GS040901-1-1
Run ID: GS040901-1C
Count Time: 30 minutes
Report Basis: Dry Weight

Final Aliquot: 338 g
Prep Basis: Dry Weight
Moisture(%): NA
Result Units: pCi/g
File Name: 041528D08A

CASNO	Target Nuclide	Result +/- 2 s TPU	MDC	Lab Qualifier
10045-97-3	Cs-137	0.32 +/- 0.12	0.14	G
14683-23-9	Eu-152	0.16 +/- 0.42	0.75	U,G
15585-10-1	Eu-154	-0.20 +/- 0.43	0.87	U,G
14391-16-3	Eu-155	0.06 +/- 0.15	0.26	U,G
14596-12-4	Fe-59	-0.18 +/- 0.26	0.55	U,G
10043-66-0	I-131	1.0 +/- 2.3	4.0	U,G
13966-00-2	K-40	18.8 +/- 3.4	1.4	G
13966-31-9	Mn-54	0 +/- 0.084	0.156	U,G
13966-32-0	Na-22	0 +/- 0.10	0.19	U,G
14681-63-1	Nb-94	0.037 +/- 0.078	0.134	U,G
13967-76-5	Nb-95	-0.05 +/- 0.11	0.22	U,G
15100-28-4	Pa-234m	-4 +/- 13	26	U,G
15092-94-1	Pb-212	1.03 +/- 0.24	0.25	G
15067-28-4	Pb-214	0.86 +/- 0.19	0.21	G,J
13967-48-1	Ru-106	0.31 +/- 0.69	1.19	U,G

Comments:

Qualifiers/Flags:

U - Result is less than the sample specific MDC or less than the associated TPU

Y1 - Chemical Yield is in control at 100-110%. Quantitative Yield is assumed.

Y2 - Chemical Yield outside default limits.

LT - Result is less than Requested MDC, greater than sample specific MDC.

M3 - The requested MDC was not met, but the reported activity is greater than the reported MDC.

M - The requested MDC was not met.

SQ - Spectral quality prevents accurate quantitation.

SI - Nuclide identification and/or quantitation is tentative.

TI - Nuclide identification is tentative.

R - Nuclide has exceeded 8 halflives.

G - Sample density differs by more than 15% of LCS density.

Abbreviations:

TPU - Total Propagated Uncertainty (see PAI SOP 743)

MDC - Minimum Detectable Concentration (see PAI SOP 708)

BDL - Below Detection Limit

Data Package ID: *GSS0408125-1*

Gamma Spectroscopy Results

PAI 713 Rev 8

Sample Results

Lab Name: Paragon Analytics
Work Order Number: 0408125
Client Name: New World Technologies
ClientProject ID: Ravenna GA00563

Field ID: RBS-32
Lab ID: 0408125-6

Library: FANP

Sample Matrix: SOIL
Prep SOP: PAI 739 Rev 8
Date Collected: 27-Jul-04
Date Prepared: 30-Aug-04
Date Analyzed: 08-Sep-04

Prep Batch: GS040901-1
QCBatchID: GS040901-1-1
Run ID: GS040901-1C
Count Time: 30 minutes
Report Basis: Dry Weight

Final Aliquot: 338 g
Prep Basis: Dry Weight
Moisture(%): NA
Result Units: pCi/g
File Name: 041528D08A

CASNO	Target Nuclide	Result +/- 2 s TPU	MDC	Lab Qualifier
14683-10-4	Sb-124	0.03 +/- 0.12	0.21	U,G
14234-35-6	Sb-125	-0.10 +/- 0.17	0.33	U,G
13967-63-0	Sc-46	-0.03 +/- 0.11	0.21	U,G
15623-47-9	Th-227	0.33 +/- 0.56	0.89	U,G
15065-10-8	Th-234	1.37 +/- 0.95	1.48	U,G
14913-50-9	Tl-208	0.34 +/- 0.12	0.13	G
15117-96-1	U-235	-0.13 +/- 0.33	0.60	U,G
13982-39-3	Zn-65	-0.33 +/- 0.23	0.49	U,G

Comments:

Qualifiers/Flags:

U - Result is less than the sample specific MDC or less than the associated TPU

Y1 - Chemical Yield is in control at 100-110%. Quantitative Yield is assumed.

Y2 - Chemical Yield outside default limits.

LT - Result is less than Requested MDC, greater than sample specific MDC.

M3 - The requested MDC was not met, but the reported activity is greater than the reported MDC.

M - The requested MDC was not met.

SQ - Spectral quality prevents accurate quantitation.

SI - Nuclide identification and/or quantitation is tentative.

TI - Nuclide identification is tentative.

R - Nuclide has exceeded 8 halflives.

G - Sample density differs by more than 15% of LCS density.

Abbreviations:

TPU - Total Propagated Uncertainty (see PAI SOP 743)

MDC - Minimum Detectable Concentration (see PAI SOP 709)

BDL - Below Detection Limit

Data Package ID: *GSS0408125-1*

Gamma Spectroscopy Results

PAI 713 Rev 8

Sample Results

Lab Name: Paragon Analytics
Work Order Number: 0408125
Client Name: New World Technologies
ClientProject ID: Ravenna GA00563

Field ID: RR-31
Lab ID: 0408125-7

Library: FANP

Sample Matrix: SOIL
Prep SOP: PAI 739 Rev 8
Date Collected: 06-Aug-04
Date Prepared: 30-Aug-04
Date Analyzed: 09-Sep-04

Prep Batch: GS040901-1
QCBatchID: GS040901-1-1
Run ID: GS040901-1C
Count Time: 30 minutes
Report Basis: Dry Weight

Final Aliquot: 263 g
Prep Basis: Dry Weight
Moisture(%): NA
Result Units: pCi/g
File Name: 042179D01A

CASNO	Target Nuclide	Result +/- 2 s TPU	MDC	Lab Qualifier
14331-83-0	Ac-228	0.96 +/- 0.46	0.79	LT,G,TI
14391-76-5	Ag-110m	0.13 +/- 0.17	0.26	U,G
14682-66-7	Al-26	-0.017 +/- 0.096	0.213	U,G
14596-10-2	Am-241	0.20 +/- 0.85	1.47	U,G
13966-02-4	Be-7	1.3 +/- 1.0	1.5	U,G
14913-49-6	Bi-212	3.0 +/- 1.7	2.3	G,TI
14733-03-0	Bi-214	1.07 +/- 0.35	0.38	G,J
13982-30-4	Ce-139	0.036 +/- 0.084	0.143	U,G
14762-78-8	Ce-144	-0.15 +/- 0.48	0.88	U,G
14093-03-9	Co-56	0.20 +/- 0.24	0.38	U,G
13981-50-5	Co-57	-0.022 +/- 0.067	0.122	U,G
13981-38-9	Co-58	-0.03 +/- 0.12	0.23	U,G
10198-40-0	Co-60	-0.02 +/- 0.12	0.24	U,G
14392-02-0	Cr-51	1.1 +/- 1.5	2.5	U,G
13967-70-9	Cs-134	0.06 +/- 0.11	0.18	U,G

Comments:

Qualifiers/Flags:

U - Result is less than the sample specific MDC or less than the associated TPU

Y1 - Chemical Yield is in control at 100-110%. Quantitative Yield is assumed.

Y2 - Chemical Yield outside default limits.

LT - Result is less than Requested MDC, greater than sample specific MDC.

M3 - The requested MDC was not met, but the reported activity is greater than the reported MDC.

M - The requested MDC was not met.

SQ - Spectral quality prevents accurate quantitation.

SI - Nuclide identification and/or quantitation is tentative.

TI - Nuclide identification is tentative.

R - Nuclide has exceeded 8 halflives.

G - Sample density differs by more than 15% of LCS density.

Abbreviations:

TPU - Total Propagated Uncertainty (see PAI SOP 743)

MDC - Minimum Detectable Concentration (see PAI SOP 709)

BDL - Below Detection Limit

Data Package ID: *GSS0408125-1*

Gamma Spectroscopy Results

PAI 713 Rev 8

Sample Results

Lab Name: Paragon Analytics
Work Order Number: 0408125
Client Name: New World Technologies
ClientProject ID: Ravenna GA00563

Field ID: RR-31
Lab ID: 0408125-7

Library: FANP

Sample Matrix: SOIL
Prep SOP: PAI 739 Rev 8
Date Collected: 06-Aug-04
Date Prepared: 30-Aug-04
Date Analyzed: 09-Sep-04

Prep Batch: GS040901-1
QCBatchID: GS040901-1-1
Run ID: GS040901-1C
Count Time: 30 minutes
Report Basis: Dry Weight

Final Aliquot: 263 g
Prep Basis: Dry Weight
Moisture(%): NA
Result Units: pCi/g
File Name: 042179D01A

CASNO	Target Nuclide	Result +/- 2 s TPU	MDC	Lab Qualifier
10045-97-3	Cs-137	0.19 +/- 0.14	0.21	U,G
14683-23-9	Eu-152	-0.37 +/- 0.57	1.24	U,G
15585-10-1	Eu-154	-0.11 +/- 0.53	1.07	U,G
14391-16-3	Eu-155	0.18 +/- 0.29	0.49	U,G
14596-12-4	Fe-59	0.11 +/- 0.32	0.57	U,G
10043-66-0	I-131	2.1 +/- 1.7	2.5	U,G
13966-00-2	K-40	9.4 +/- 2.9	3.1	G
13966-31-9	Mn-54	-0.06 +/- 0.11	0.22	U,G
13966-32-0	Na-22	0.01 +/- 0.10	0.20	U,G
14681-63-1	Nb-94	0.012 +/- 0.093	0.170	U,G
13967-76-5	Nb-95	-0.03 +/- 0.15	0.29	U,G
15100-28-4	Pa-234m	15 +/- 17	26	U,G
15092-94-1	Pb-212	1.12 +/- 0.28	0.30	G
15067-28-4	Pb-214	1.31 +/- 0.30	0.37	G,J
13967-48-1	Ru-106	0 +/- 0.86	1.62	U,G

Comments:

Qualifiers/Flags:

U - Result is less than the sample specific MDC or less than the associated TPU

Y1 - Chemical Yield is in control at 100-110%. Quantitative Yield is assumed.

Y2 - Chemical Yield outside default limits.

LT - Result is less than Requested MDC, greater than sample specific MDC.

M3 - The requested MDC was not met, but the reported activity is greater than the reported MDC.

M - The requested MDC was not met.

SQ - Spectral quality prevents accurate quantitation.

SI - Nuclide identification and/or quantitation is tentative.

TI - Nuclide identification is tentative.

R - Nuclide has exceeded 8 halflives.

G - Sample density differs by more than 15% of LCS density.

Abbreviations:

TPU - Total Propagated Uncertainty (see PAI SOP 743)

MDC - Minimum Detectable Concentration (see PAI SOP 709)

BDL - Below Detection Limit

Data Package ID: *GSS0408125-1*

Gamma Spectroscopy Results

PAI 713 Rev 8

Sample Results

Lab Name: Paragon Analytics
Work Order Number: 0408125
Client Name: New World Technologies
ClientProject ID: Ravenna GA00563

Field ID: RR-31
Lab ID: 0408125-7

Library: FANP

Sample Matrix: SOIL
Prep SOP: PAI 739 Rev 8
Date Collected: 06-Aug-04
Date Prepared: 30-Aug-04
Date Analyzed: 09-Sep-04

Prep Batch: GS040901-1
QCBatchID: GS040901-1-1
Run ID: GS040901-1C
Count Time: 30 minutes
Report Basis: Dry Weight

Final Aliquot: 263 g
Prep Basis: Dry Weight
Moisture(%): NA
Result Units: pCi/g
File Name: 042179D01A

CASNO	Target Nuclide	Result +/- 2 s TPU	MDC	Lab Qualifier
14683-10-4	Sb-124	0.05 +/- 0.15	0.25	U,G
14234-35-6	Sb-125	0.03 +/- 0.27	0.49	U,G
13967-63-0	Sc-46	-0.01 +/- 0.14	0.26	U,G
15623-47-9	Th-227	-0.33 +/- 0.83	1.50	U,G
15065-10-8	Th-234	1.5 +/- 2.3	3.9	U,G
14913-50-9	Tl-208	0.34 +/- 0.14	0.17	G
15117-96-1	U-235	-0.23 +/- 0.54	0.97	U,G
13982-39-3	Zn-65	-0.39 +/- 0.32	0.67	U,G

Comments:

Qualifiers/Flags:

U - Result is less than the sample specific MDC or less than the associated TPU

Y1 - Chemical Yield is in control at 100-110%. Quantitative Yield is assumed.

Y2 - Chemical Yield outside default limits.

LT - Result is less than Requested MDC, greater than sample specific MDC.

M3 - The requested MDC was not met, but the reported activity is greater than the reported MDC.

M - The requested MDC was not met.

SQ - Spectral quality prevents accurate quantitation.

SI - Nuclide identification and/or quantitation is tentative.

TI - Nuclide identification is tentative.

R - Nuclide has exceeded 8 halflives.

G - Sample density differs by more than 15% of LCS density.

Abbreviations:

TPU - Total Propagated Uncertainty (see PAI SOP 743)

MDC - Minimum Detectable Concentration (see PAI SOP 709)

BDL - Below Detection Limit

Data Package ID: *GSS0408125-1*

Gamma Spectroscopy Results

PAI 713 Rev 8

Sample Results

Lab Name: Paragon Analytics
Work Order Number: 0408125
Client Name: New World Technologies
ClientProject ID: Ravenna GA00563

Field ID: RR-32
Lab ID: 0408125-8

Library: FANP

Sample Matrix: SOIL
Prep SOP: PAI 739 Rev 8
Date Collected: 06-Aug-04
Date Prepared: 30-Aug-04
Date Analyzed: 09-Sep-04

Prep Batch: GS040901-1
QCBatchID: GS040901-1-1
Run ID: GS040901-1C
Count Time: 30 minutes
Report Basis: Dry Weight

Final Aliquot: 311 g
Prep Basis: Dry Weight
Moisture(%): NA
Result Units: pCi/g
File Name: 042180D01A

CASNO	Target Nuclide	Result +/- 2 s TPU	MDC	Lab Qualifier
14331-83-0	Ac-228	1.13 +/- 0.40	0.61	G
14391-76-5	Ag-110m	-0.16 +/- 0.11	0.23	U,G
14682-66-7	Al-26	-0.024 +/- 0.060	0.154	U,G
14596-10-2	Am-241	0.04 +/- 0.65	1.15	U,G
13966-02-4	Be-7	0.16 +/- 0.88	1.59	U,G
14913-49-6	Bi-212	0.2 +/- 1.5	2.8	U,G
14733-03-0	Bi-214	1.13 +/- 0.32	0.30	G,J
13982-30-4	Ce-139	0.008 +/- 0.074	0.128	U,G
14762-78-8	Ce-144	-0.11 +/- 0.46	0.82	U,G
14093-03-9	Co-56	0.22 +/- 0.26	0.42	U,G
13981-50-5	Co-57	0.021 +/- 0.051	0.087	U,G
13981-38-9	Co-58	0 +/- 0.10	0.19	U,G
10198-40-0	Co-60	0.046 +/- 0.091	0.159	U,G
14392-02-0	Cr-51	0.3 +/- 1.3	2.3	U,G
13967-70-9	Cs-134	-0.01 +/- 0.11	0.20	U,G

Comments:

Qualifiers/Flags:

U - Result is less than the sample specific MDC or less than the associated TPU

Y1 - Chemical Yield is in control at 100-110%. Quantitative Yield is assumed.

Y2 - Chemical Yield outside default limits.

LT - Result is less than Requested MDC, greater than sample specific MDC.

M3 - The requested MDC was not met, but the reported activity is greater than the reported MDC.

M - The requested MDC was not met.

SQ - Spectral quality prevents accurate quantitation.

SI - Nuclide identification and/or quantitation is tentative.

TI - Nuclide identification is tentative.

R - Nuclide has exceeded 8 halflives.

G - Sample density differs by more than 15% of LCS density.

Abbreviations:

TPU - Total Propagated Uncertainty (see PAI SOP 743)

MDC - Minimum Detectable Concentration (see PAI SOP 709)

BDL - Below Detection Limit

Data Package ID: *GSS0408125-1*

Gamma Spectroscopy Results

PAI 713 Rev 8

Sample Results

Lab Name: Paragon Analytics
Work Order Number: 0408125
Client Name: New World Technologies
ClientProject ID: Ravenna GA00563

Field ID: RR-32
Lab ID: 0408125-8

Library: FANP

Sample Matrix: SOIL
Prep SOP: PAI 739 Rev 8
Date Collected: 06-Aug-04
Date Prepared: 30-Aug-04
Date Analyzed: 09-Sep-04

Prep Batch: GS040901-1
QCBatchID: GS040901-1-1
Run ID: GS040901-1C
Count Time: 30 minutes
Report Basis: Dry Weight

Final Aliquot: 311 g
Prep Basis: Dry Weight
Moisture(%): NA
Result Units: pCi/g
File Name: 042180D01A

CASNO	Target Nuclide	Result +/- 2 s TPU	MDC	Lab Qualifier
10045-97-3	Cs-137	0.07 +/- 0.10	0.17	U,G
14683-23-9	Eu-152	0.19 +/- 0.36	0.64	U,G
15585-10-1	Eu-154	-0.05 +/- 0.42	0.84	U,G
14391-16-3	Eu-155	0.05 +/- 0.26	0.44	U,G
14596-12-4	Fe-59	-0.24 +/- 0.32	0.67	U,G
10043-66-0	I-131	-1.2 +/- 1.4	2.7	U,G
13966-00-2	K-40	10.1 +/- 2.9	3.0	G
13966-31-9	Mn-54	-0.01 +/- 0.10	0.19	U,G
13966-32-0	Na-22	-0.11 +/- 0.11	0.24	U,G
14681-63-1	Nb-94	0.082 +/- 0.088	0.139	U,G
13967-76-5	Nb-95	-0.02 +/- 0.12	0.23	U,G
15100-28-4	Pa-234m	-3 +/- 13	26	U,G
15092-94-1	Pb-212	1.07 +/- 0.26	0.29	G
15067-28-4	Pb-214	0.96 +/- 0.25	0.32	G,J
13967-48-1	Ru-106	-0.06 +/- 0.82	1.53	U,G

Comments:

Qualifiers/Flags:

U - Result is less than the sample specific MDC or less than the associated TPU

Y1 - Chemical Yield is in control at 100-110%. Quantitative Yield is assumed.

Y2 - Chemical Yield outside default limits.

LT - Result is less than Requested MDC, greater than sample specific MDC.

M3 - The requested MDC was not met, but the reported activity is greater than the reported MDC.

M - The requested MDC was not met.

SQ - Spectral quality prevents accurate quantitation.

SI - Nuclide identification and/or quantitation is tentative.

TI - Nuclide identification is tentative.

R - Nuclide has exceeded 8 halflives.

G - Sample density differs by more than 15% of LCS density.

Abbreviations:

TPU - Total Propagated Uncertainty (see PAI SOP 743)

MDC - Minimum Detectable Concentration (see PAI SOP 709)

BDL - Below Detection Limit

Data Package ID: *GSS0408125-1*

Gamma Spectroscopy Results

PAI 713 Rev 8

Sample Results

Lab Name: Paragon Analytics
Work Order Number: 0408125
Client Name: New World Technologies
ClientProject ID: Ravenna GA00563

Field ID: RR-32
Lab ID: 0408125-8

Library: FANP

Sample Matrix: SOIL
Prep SOP: PAI 739 Rev 8
Date Collected: 06-Aug-04
Date Prepared: 30-Aug-04
Date Analyzed: 09-Sep-04

Prep Batch: GS040901-1
QCBatchID: GS040901-1-1
Run ID: GS040901-1C
Count Time: 30 minutes
Report Basis: Dry Weight

Final Aliquot: 311 g
Prep Basis: Dry Weight
Moisture(%): NA
Result Units: pCi/g
File Name: 042180D01A

CASNO	Target Nuclide	Result +/- 2 s TPU	MDC	Lab Qualifier
14683-10-4	Sb-124	0.08 +/- 0.10	0.17	U,G
14234-35-6	Sb-125	-0.06 +/- 0.22	0.42	U,G
13967-63-0	Sc-46	0.02 +/- 0.10	0.19	U,G
15623-47-9	Th-227	-0.40 +/- 0.75	1.36	U,G
15065-10-8	Th-234	2.0 +/- 1.5	2.3	U,G
14913-50-9	Tl-208	0.44 +/- 0.14	0.13	G
15117-96-1	U-235	-0.29 +/- 0.48	0.87	U,G
13982-39-3	Zn-65	-0.09 +/- 0.25	0.50	U,G

Comments:

Qualifiers/Flags:

U - Result is less than the sample specific MDC or less than the associated TPU

Y1 - Chemical Yield is in control at 100-110%. Quantitative Yield is assumed.

Y2 - Chemical Yield outside default limits.

LT - Result is less than Requested MDC, greater than sample specific MDC.

M3 - The requested MDC was not met, but the reported activity is greater than the reported MDC.

M - The requested MDC was not met.

SQ - Spectral quality prevents accurate quantitation.

SI - Nuclide identification and/or quantitation is tentative.

TI - Nuclide identification is tentative.

R - Nuclide has exceeded 8 halflives.

G - Sample density differs by more than 15% of LCS density.

Abbreviations:

TPU - Total Propagated Uncertainty (see PAI SOP 743)

MDC - Minimum Detectable Concentration (see PAI SOP 709)

BDL - Below Detection Limit

Data Package ID: *GSS0408125-1*

Gamma Spectroscopy Results

PAI 713 Rev 8

Sample Results

Lab Name: Paragon Analytics
Work Order Number: 0408125
Client Name: New World Technologies
ClientProject ID: Ravenna GA00563

Field ID: SU1-D1
Lab ID: 0408125-9

Library: FANP

Sample Matrix: SOIL
Prep SOP: PAI 739 Rev 8
Date Collected: 10-Aug-04
Date Prepared: 30-Aug-04
Date Analyzed: 09-Sep-04

Prep Batch: GS040901-1
QCBatchID: GS040901-1-1
Run ID: GS040901-1C
Count Time: 30 minutes
Report Basis: Dry Weight

Final Aliquot: 257 g
Prep Basis: Dry Weight
Moisture(%): NA
Result Units: pCi/g
File Name: 041532D08A

CASNO	Target Nuclide	Result +/- 2 s TPU	MDC	Lab Qualifier
14331-83-0	Ac-228	2.43 +/- 0.53	0.50	G
14391-76-5	Ag-110m	-0.02 +/- 0.12	0.23	U,G
14682-66-7	Al-26	-0.10 +/- 0.12	0.28	U,G
14596-10-2	Am-241	0.02 +/- 0.20	0.34	U,G
13966-02-4	Be-7	-0.6 +/- 1.0	2.0	U,G
14913-49-6	Bi-212	2.2 +/- 1.3	1.8	G
14733-03-0	Bi-214	1.62 +/- 0.38	0.37	G,J
13982-30-4	Ce-139	-0.017 +/- 0.071	0.129	U,G
14762-78-8	Ce-144	-0.02 +/- 0.44	0.78	U,G
14093-03-9	Co-56	0.08 +/- 0.22	0.39	U,G
13981-50-5	Co-57	0.078 +/- 0.056	0.085	U,G
13981-38-9	Co-58	0.09 +/- 0.11	0.18	U,G
10198-40-0	Co-60	-0.020 +/- 0.098	0.199	U,G
14392-02-0	Cr-51	0.1 +/- 1.4	2.6	U,G
13967-70-9	Cs-134	0.061 +/- 0.092	0.153	U,G

Comments:

Qualifiers/Flags:

U - Result is less than the sample specific MDC or less than the associated TPU

Y1 - Chemical Yield is in control at 100-110%. Quantitative Yield is assumed.

Y2 - Chemical Yield outside default limits.

LT - Result is less than Requested MDC, greater than sample specific MDC.

M3 - The requested MDC was not met, but the reported activity is greater than the reported MDC.

M - The requested MDC was not met.

SQ - Spectral quality prevents accurate quantitation.

SI - Nuclide identification and/or quantitation is tentative.

TI - Nuclide identification is tentative.

R - Nuclide has exceeded 8 halflives.

G - Sample density differs by more than 15% of LCS density.

Abbreviations:

TPU - Total Propagated Uncertainty (see PAI SOP 743)

MDC - Minimum Detectable Concentration (see PAI SOP 709)

BDL - Below Detection Limit

Data Package ID: *GSS0408125-1*

Gamma Spectroscopy Results

PAI 713 Rev 8

Sample Results

Lab Name: Paragon Analytics
Work Order Number: 0408125
Client Name: New World Technologies
ClientProject ID: Ravenna GA00563

Field ID: SU1-D1
Lab ID: 0408125-9

Library: FANP

Sample Matrix: SOIL
Prep SOP: PAI 739 Rev 8
Date Collected: 10-Aug-04
Date Prepared: 30-Aug-04
Date Analyzed: 09-Sep-04

Prep Batch: GS040901-1
QCBatchID: GS040901-1-1
Run ID: GS040901-1C
Count Time: 30 minutes
Report Basis: Dry Weight

Final Aliquot: 257 g
Prep Basis: Dry Weight
Moisture(%): NA
Result Units: pCi/g
File Name: 041532D08A

CASNO	Target Nuclide	Result +/- 2 s TPU	MDC	Lab Qualifier
10045-97-3	Cs-137	0.73 +/- 0.19	0.15	G
14683-23-9	Eu-152	0.26 +/- 0.56	0.98	U,G
15585-10-1	Eu-154	-0.38 +/- 0.48	1.04	U,G
14391-16-3	Eu-155	0.22 +/- 0.22	0.36	U,G
14596-12-4	Fe-59	-0.03 +/- 0.19	0.41	U,G
10043-66-0	I-131	-0.8 +/- 1.0	2.0	U,G
13966-00-2	K-40	5.8 +/- 2.0	1.8	G
13966-31-9	Mn-54	0.05 +/- 0.10	0.18	U,G
13966-32-0	Na-22	-0.019 +/- 0.096	0.195	U,G
14681-63-1	Nb-94	-0.13 +/- 0.10	0.21	U,G
13967-76-5	Nb-95	0 +/- 0.15	0.27	U,G
15100-28-4	Pa-234m	0 +/- 15	28	U,G
15092-94-1	Pb-212	2.71 +/- 0.44	0.24	G
15067-28-4	Pb-214	1.94 +/- 0.36	0.35	G,J
13967-48-1	Ru-106	0.53 +/- 0.90	1.52	U,G

Comments:

Qualifiers/Flags:

U - Result is less than the sample specific MDC or less than the associated TPU

Y1 - Chemical Yield is in control at 100-110%. Quantitative Yield is assumed.

Y2 - Chemical Yield outside default limits.

LT - Result is less than Requested MDC, greater than sample specific MDC.

M3 - The requested MDC was not met, but the reported activity is greater than the reported MDC.

M - The requested MDC was not met.

SQ - Spectral quality prevents accurate quantitation.

SI - Nuclide identification and/or quantitation is tentative.

TI - Nuclide identification is tentative.

R - Nuclide has exceeded 8 halflives.

G - Sample density differs by more than 15% of LCS density.

Abbreviations:

TPU - Total Propagated Uncertainty (see PAI SOP 743)

MDC - Minimum Detectable Concentration (see PAI SOP 709)

BDL - Below Detection Limit

Data Package ID: *GSS0408125-1*

Gamma Spectroscopy Results

PAI 713 Rev 8

Sample Results

Lab Name: Paragon Analytics
Work Order Number: 0408125
Client Name: New World Technologies
ClientProject ID: Ravenna GA00563

Field ID: SU1-D1
Lab ID: 0408125-9

Library: FANP

Sample Matrix: SOIL
Prep SOP: PAI 739 Rev 8
Date Collected: 10-Aug-04
Date Prepared: 30-Aug-04
Date Analyzed: 09-Sep-04

Prep Batch: GS040901-1
QCBatchID: GS040901-1-1
Run ID: GS040901-1C
Count Time: 30 minutes
Report Basis: Dry Weight

Final Aliquot: 257 g
Prep Basis: Dry Weight
Moisture(%): NA
Result Units: pCi/g
File Name: 041532D08A

CASNO	Target Nuclide	Result +/- 2 s TPU	MDC	Lab Qualifier
14683-10-4	Sb-124	-0.01 +/- 0.13	0.23	U,G
14234-35-6	Sb-125	0.03 +/- 0.25	0.50	U,G
13967-63-0	Sc-46	-0.08 +/- 0.11	0.24	U,G
15623-47-9	Th-227	-0.52 +/- 0.68	1.29	U,G
15065-10-8	Th-234	1.8 +/- 1.5	2.3	U,G
14913-50-9	Tl-208	0.95 +/- 0.22	0.18	G
15117-96-1	U-235	0.11 +/- 0.46	0.80	U,G
13982-39-3	Zn-65	-0.10 +/- 0.22	0.45	U,G

Comments:

Qualifiers/Flags:

U - Result is less than the sample specific MDC or less than the associated TPU

Y1 - Chemical Yield is in control at 100-110%. Quantitative Yield is assumed.

Y2 - Chemical Yield outside default limits.

LT - Result is less than Requested MDC, greater than sample specific MDC.

M3 - The requested MDC was not met, but the reported activity is greater than the reported MDC.

M - The requested MDC was not met.

SQ - Spectral quality prevents accurate quantitation.

SI - Nuclide identification and/or quantitation is tentative.

TI - Nuclide identification is tentative.

R - Nuclide has exceeded 8 halflives.

G - Sample density differs by more than 15% of LCS density.

Abbreviations:

TPU - Total Propagated Uncertainty (see PAI SOP 743)

MDC - Minimum Detectable Concentration (see PAI SOP 709)

BDL - Below Detection Limit

Data Package ID: *GSS0408125-1*

Gamma Spectroscopy Results

PAI 713 Rev 8

Sample Results

Lab Name: Paragon Analytics
Work Order Number: 0408125
Client Name: New World Technologies
ClientProject ID: Ravenna GA00563

Field ID: SU1-D0
Lab ID: 0408125-10

Library: FANP

Sample Matrix: SOIL
Prep SOP: PAI 739 Rev 8
Date Collected: 10-Aug-04
Date Prepared: 30-Aug-04
Date Analyzed: 09-Sep-04

Prep Batch: GS040901-1
QCBatchID: GS040901-1-1
Run ID: GS040901-1C
Count Time: 30 minutes
Report Basis: Dry Weight

Final Aliquot: 296 g
Prep Basis: Dry Weight
Moisture(%): NA
Result Units: pCi/g
File Name: 041533D08A

CASNO	Target Nuclide	Result +/- 2 s TPU	MDC	Lab Qualifier
14331-83-0	Ac-228	1.91 +/- 0.44	0.64	G
14391-76-5	Ag-110m	0 +/- 0.11	0.20	U,G
14682-66-7	Al-26	0.067 +/- 0.086	0.137	U,G
14596-10-2	Am-241	-0.15 +/- 0.15	0.28	U,G
13966-02-4	Be-7	-0.18 +/- 0.85	1.60	U,G
14913-49-6	Bi-212	2.5 +/- 1.7	2.6	U,G
14733-03-0	Bi-214	1.23 +/- 0.30	0.30	G,J
13982-30-4	Ce-139	0.050 +/- 0.069	0.114	U,G
14762-78-8	Ce-144	-0.15 +/- 0.38	0.69	U,G
14093-03-9	Co-56	0.08 +/- 0.23	0.40	U,G
13981-50-5	Co-57	0.040 +/- 0.047	0.076	U,G
13981-38-9	Co-58	0.027 +/- 0.085	0.154	U,G
10198-40-0	Co-60	0.005 +/- 0.074	0.146	U,G
14392-02-0	Cr-51	0.3 +/- 1.2	2.1	U,G
13967-70-9	Cs-134	0.014 +/- 0.078	0.140	U,G

Comments:

Qualifiers/Flags:

U - Result is less than the sample specific MDC or less than the associated TPU

Y1 - Chemical Yield is in control at 100-110%. Quantitative Yield is assumed.

Y2 - Chemical Yield outside default limits.

LT - Result is less than Requested MDC, greater than sample specific MDC.

M3 - The requested MDC was not met, but the reported activity is greater than the reported MDC.

M - The requested MDC was not met.

SQ - Spectral quality prevents accurate quantitation.

SI - Nuclide identification and/or quantitation is tentative.

TI - Nuclide identification is tentative.

R - Nuclide has exceeded 8 halflives.

G - Sample density differs by more than 15% of LCS density.

Abbreviations:

TPU - Total Propagated Uncertainty (see PAI SOP 743)

MDC - Minimum Detectable Concentration (see PAI SOP 709)

BDL - Below Detection Limit

Data Package ID: *GSS0408125-1*

Gamma Spectroscopy Results

PAI 713 Rev 8

Sample Results

Lab Name: Paragon Analytics
Work Order Number: 0408125
Client Name: New World Technologies
ClientProject ID: Ravenna GA00563

Field ID: SU1-D0
Lab ID: 0408125-10

Library: FANP

Sample Matrix: SOIL
Prep SOP: PAI 739 Rev 8
Date Collected: 10-Aug-04
Date Prepared: 30-Aug-04
Date Analyzed: 09-Sep-04

Prep Batch: GS040901-1
QCBatchID: GS040901-1-1
Run ID: GS040901-1C
Count Time: 30 minutes
Report Basis: Dry Weight

Final Aliquot: 296 g
Prep Basis: Dry Weight
Moisture(%): NA
Result Units: pCi/g
File Name: 041533D08A

CASNO	Target Nuclide	Result +/- 2 s TPU	MDC	Lab Qualifier
10045-97-3	Cs-137	0.31 +/- 0.12	0.12	G
14683-23-9	Eu-152	0.27 +/- 0.36	0.58	U,G
15585-10-1	Eu-154	-0.22 +/- 0.35	0.78	U,G
14391-16-3	Eu-155	0.18 +/- 0.19	0.31	U,G
14596-12-4	Fe-59	-0.16 +/- 0.22	0.47	U,G
10043-66-0	I-131	0.11 +/- 0.82	1.48	U,G
13966-00-2	K-40	4.9 +/- 1.7	1.6	G
13966-31-9	Mn-54	0.014 +/- 0.086	0.158	U,G
13966-32-0	Na-22	-0.058 +/- 0.089	0.191	U,G
14681-63-1	Nb-94	0.042 +/- 0.087	0.150	U,G
13967-76-5	Nb-95	0 +/- 0.12	0.22	U,G
15100-28-4	Pa-234m	-1 +/- 12	23	U,G
15092-94-1	Pb-212	2.39 +/- 0.39	0.22	G
15067-28-4	Pb-214	1.19 +/- 0.25	0.27	G,J
13967-48-1	Ru-106	-0.04 +/- 0.66	1.25	U,G

Comments:

Qualifiers/Flags:

U - Result is less than the sample specific MDC or less than the associated TPU

Y1 - Chemical Yield is in control at 100-110%. Quantitative Yield is assumed.

Y2 - Chemical Yield outside default limits.

LT - Result is less than Requested MDC, greater than sample specific MDC.

M3 - The requested MDC was not met, but the reported activity is greater than the reported MDC.

M - The requested MDC was not met.

SQ - Spectral quality prevents accurate quantitation.

SI - Nuclide identification and/or quantitation is tentative.

TI - Nuclide identification is tentative.

R - Nuclide has exceeded 8 halflives.

G - Sample density differs by more than 15% of LCS density.

Abbreviations:

TPU - Total Propagated Uncertainty (see PAI SOP 743)

MDC - Minimum Detectable Concentration (see PAI SOP 709)

BDL - Below Detection Limit

Data Package ID: *GSS0408125-1*

Gamma Spectroscopy Results

PAI 713 Rev 8

Sample Results

Lab Name: Paragon Analytics
Work Order Number: 0408125
Client Name: New World Technologies
ClientProject ID: Ravenna GA00563

Field ID: SU1-D0
Lab ID: 0408125-10

Library: FANP

Sample Matrix: SOIL
Prep SOP: PAI 739 Rev 8
Date Collected: 10-Aug-04
Date Prepared: 30-Aug-04
Date Analyzed: 09-Sep-04

Prep Batch: GS040901-1
QCBatchID: GS040901-1-1
Run ID: GS040901-1C
Count Time: 30 minutes
Report Basis: Dry Weight

Final Aliquot: 296 g
Prep Basis: Dry Weight
Moisture(%): NA
Result Units: pCi/g
File Name: 041533D08A

CASNO	Target Nuclide	Result +/- 2 s TPU	MDC	Lab Qualifier
14683-10-4	Sb-124	0.05 +/- 0.11	0.18	U,G
14234-35-6	Sb-125	0.05 +/- 0.21	0.36	U,G
13967-63-0	Sc-46	-0.11 +/- 0.11	0.24	U,G
15623-47-9	Th-227	-2 +/- 16	26	U,G
15065-10-8	Th-234	1.7 +/- 1.2	1.8	U,G
14913-50-9	Tl-208	0.75 +/- 0.18	0.16	G
15117-96-1	U-235	0.18 +/- 0.35	0.60	U,G
13982-39-3	Zn-65	0.01 +/- 0.37	0.66	U,G

Comments:

Qualifiers/Flags:

U - Result is less than the sample specific MDC or less than the associated TPU

Y1 - Chemical Yield is in control at 100-110%. Quantitative Yield is assumed.

Y2 - Chemical Yield outside default limits.

LT - Result is less than Requested MDC, greater than sample specific MDC.

M3 - The requested MDC was not met, but the reported activity is greater than the reported MDC.

M - The requested MDC was not met.

SQ - Spectral quality prevents accurate quantitation.

SI - Nuclide identification and/or quantitation is tentative.

TI - Nuclide identification is tentative.

R - Nuclide has exceeded 8 halflives.

G - Sample density differs by more than 15% of LCS density.

Abbreviations:

TPU - Total Propagated Uncertainty (see PAI SOP 743)

MDC - Minimum Detectable Concentration (see PAI SOP 709)

BDL - Below Detection Limit

Data Package ID: *GSS0408125-1*

Gamma Spectroscopy Results

PAI 713 Rev 8

Sample Duplicate Results

Lab Name: Paragon Analytics
Work Order Number: 0408125
Client Name: New World Technologies
ClientProject ID: Ravenna GA00563

Field ID: SU1-D0
Lab ID: 0408125-10DUP

Library: FANP

Sample Matrix: SOIL
Prep SOP: PAI 739 Rev 8
Date Collected: 10-Aug-04
Date Prepared: 30-Aug-04
Date Analyzed: 09-Sep-04

Prep Batch: GS040901-1
QCBatchID: GS040901-1-1
Run ID: GS040901-1C
Count Time: 30 minutes
Report Basis: Dry Weight

Final Aliquot: 296 g
Prep Basis: Dry Weight
Moisture(%): NA
Result Units: pCi/g
File Name: 042183D01A

CASNO	Target Nuclide	Result +/- 2 s TPU	MDC	Lab Qualifier
14331-83-0	Ac-228	2.13 +/- 0.48	0.59	G
14391-76-5	Ag-110m	-0.01 +/- 0.17	0.30	U,G
14682-66-7	Al-26	-0.059 +/- 0.069	0.189	U,G
14596-10-2	Am-241	0.03 +/- 0.80	1.41	U,G
13966-02-4	Be-7	0.13 +/- 0.97	1.76	U,G
14913-49-6	Bi-212	0.6 +/- 1.8	3.1	U,G
14733-03-0	Bi-214	1.27 +/- 0.35	0.35	G,J
13982-30-4	Ce-139	-0.004 +/- 0.086	0.151	U,G
14762-78-8	Ce-144	-0.23 +/- 0.48	0.88	U,G
14093-03-9	Co-56	0 +/- 0.20	0.38	U,G
13981-50-5	Co-57	0.064 +/- 0.070	0.113	U,G
13981-38-9	Co-58	-0.05 +/- 0.11	0.22	U,G
10198-40-0	Co-60	-0.07 +/- 0.10	0.22	U,G

Comments:

Qualifiers/Flags:

U - Result is less than the sample specific MDC or less than the associated TPU.
Y1 - Chemical Yield is in control at 100-110%. Quantitative yield is assumed.
Y2 - Chemical Yield outside default limits.
LT - Result is less than Requested MDC, greater than sample specific MDC.
M - The requested MDC was not met.
M3 - The requested MDC was not met, but thereported activity is greater than the reported MDC.
W - DER is greater than Warning Limit of 1.42
D - DER is greater than Control Limit of 2.13

SQ - Spectral quality prevents accurate quantitation.
SI - Nuclide identification and/or quantitation is tentative.
TI - Nuclide identification is tentative.
R - Nuclide has exceeded 8 halflives.
G - Sample density differs by more than 15% of LCS density.

Abbreviations:

TPU - Total Propagated Uncertainty (see PAI SOP 743)
MDC - Minimum Detectable Concentration (see PAI SOP 709)
BDL - Below Detection Limit

Data Package ID: *GSS0408125-1*

Gamma Spectroscopy Results

PAI 713 Rev 8

Sample Duplicate Results

Lab Name: Paragon Analytics
Work Order Number: 0408125
Client Name: New World Technologies
ClientProject ID: Ravenna GA00563

Field ID: SU1-D0
Lab ID: 0408125-10DUP

Library: FANP

Sample Matrix: SOIL
Prep SOP: PAI 739 Rev 8
Date Collected: 10-Aug-04
Date Prepared: 30-Aug-04
Date Analyzed: 09-Sep-04

Prep Batch: GS040901-1
QCBatchID: GS040901-1-1
Run ID: GS040901-1C
Count Time: 30 minutes
Report Basis: Dry Weight

Final Aliquot: 296 g
Prep Basis: Dry Weight
Moisture(%): NA
Result Units: pCi/g
File Name: 042183D01A

CASNO	Target Nuclide	Result +/- 2 s TPU	MDC	Lab Qualifier
14392-02-0	Cr-51	0.7 +/- 1.4	2.3	U,G
13967-70-9	Cs-134	0 +/- 0.12	0.22	U,G
10045-97-3	Cs-137	0.26 +/- 0.13	0.17	G
14683-23-9	Eu-152	0.24 +/- 0.47	0.82	U,G
15585-10-1	Eu-154	0.15 +/- 0.54	0.98	U,G
14391-16-3	Eu-155	0.27 +/- 0.31	0.51	U,G
14596-12-4	Fe-59	-0.16 +/- 0.22	0.50	U,G
10043-66-0	I-131	0.2 +/- 1.0	1.8	U,G
13966-00-2	K-40	3.0 +/- 1.8	2.5	G
13966-31-9	Mn-54	0.10 +/- 0.10	0.16	U,G
13966-32-0	Na-22	-0.036 +/- 0.086	0.186	U,G
14681-63-1	Nb-94	0.05 +/- 0.10	0.17	U,G
13967-76-5	Nb-95	0.05 +/- 0.14	0.24	U,G

Comments:

Qualifiers/Flags:

U - Result is less than the sample specific MDC or less than the associated TPU.
Y1 - Chemical Yield is in control at 100-110%. Quantitative yield is assumed.
Y2 - Chemical Yield outside default limits.
LT - Result is less than Requested MDC, greater than sample specific MDC.
M - The requested MDC was not met.
M3 - The requested MDC was not met, but thereported activity is greater than the reported MDC.
W - DER is greater than Warning Limit of 1.42
D - DER is greater than Control Limit of 2.13

SQ - Spectral quality prevents accurate quantitation.
SI - Nuclide identification and/or quantitation is tentative.
TI - Nuclide identification is tentative.
R - Nuclide has exceeded 8 halflives.
G - Sample density differs by more than 15% of LCS density.

Abbreviations:
TPU - Total Propagated Uncertainty (see PAI SOP 743)
MDC - Minimum Detectable Concentration (see PAI SOP 709)
BDL - Below Detection Limit

Data Package ID: *GSS0408125-1*

Gamma Spectroscopy Results

PAI 713 Rev 8

Sample Duplicate Results

Lab Name: Paragon Analytics
Work Order Number: 0408125
Client Name: New World Technologies
ClientProject ID: Ravenna GA00563

Field ID: SU1-D0
Lab ID: 0408125-10DUP

Library: FANP

Sample Matrix: SOIL
Prep SOP: PAI 739 Rev 8
Date Collected: 10-Aug-04
Date Prepared: 30-Aug-04
Date Analyzed: 09-Sep-04

Prep Batch: GS040901-1
QCBatchID: GS040901-1-1
Run ID: GS040901-1C
Count Time: 30 minutes
Report Basis: Dry Weight

Final Aliquot: 296 g
Prep Basis: Dry Weight
Moisture(%): NA
Result Units: pCi/g
File Name: 042183D01A

CASNO	Target Nuclide	Result +/- 2 s TPU	MDC	Lab Qualifier
15100-28-4	Pa-234m	11 +/- 16	28	U,G
15092-94-1	Pb-212	2.21 +/- 0.40	0.33	G
15067-28-4	Pb-214	1.39 +/- 0.30	0.31	G,J
13967-48-1	Ru-106	0.20 +/- 0.77	1.39	U,G
14683-10-4	Sb-124	-0.05 +/- 0.12	0.23	U,G
14234-35-6	Sb-125	0.02 +/- 0.24	0.47	U,G
13967-63-0	Sc-46	-0.02 +/- 0.13	0.25	U,G
15623-47-9	Th-227	-4 +/- 16	27	U,G
15065-10-8	Th-234	2.3 +/- 1.8	2.8	U,G
14913-50-9	Tl-208	0.70 +/- 0.20	0.20	G
15117-96-1	U-235	0.19 +/- 0.54	0.91	U,G
13982-39-3	Zn-65	-0.49 +/- 0.24	0.57	U,G

Comments:

Qualifiers/Flags:

U - Result is less than the sample specific MDC or less than the associated TPU.
Y1 - Chemical Yield is in control at 100-110%. Quantitative yield is assumed.
Y2 - Chemical Yield outside default limits.
LT - Result is less than Requested MDC, greater than sample specific MDC.
M - The requested MDC was not met.
M3 - The requested MDC was not met, but thereported activity is greater than the reported MDC.
W - DER is greater than Warning Limit of 1.42
D - DER is greater than Control Limit of 2.13
SQ - Spectral quality prevents accurate quantitation.
SI - Nuclide identification and/or quantitation is tentative.
TI - Nuclide identification is tentative.
R - Nuclide has exceeded 8 halflives.
G - Sample density differs by more than 15% of LCS density.

Abbreviations:

TPU - Total Propagated Uncertainty (see PAI SOP 743)
MDC - Minimum Detectable Concentration (see PAI SOP 709)
BDL - Below Detection Limit

Data Package ID: *GSS0408125-1*

Gamma Spectroscopy Results

PAI 713 Rev 8

Sample Results

Lab Name: Paragon Analytics
Work Order Number: 0408125
Client Name: New World Technologies
ClientProject ID: Ravenna GA00563

Field ID: SU1-F1
Lab ID: 0408125-11

Library: FANP

Sample Matrix: SOIL
Prep SOP: PAI 739 Rev 8
Date Collected: 10-Aug-04
Date Prepared: 30-Aug-04
Date Analyzed: 09-Sep-04

Prep Batch: GS040901-1
QCBatchID: GS040901-1-1
Run ID: GS040901-1C
Count Time: 30 minutes
Report Basis: Dry Weight

Final Aliquot: 329 g
Prep Basis: Dry Weight
Moisture(%): NA
Result Units: pCi/g
File Name: 042181D01A

CASNO	Target Nuclide	Result +/- 2 s TPU	MDC	Lab Qualifier
14331-83-0	Ac-228	0.46 +/- 0.25	0.48	U,G
14391-76-5	Ag-110m	-0.016 +/- 0.072	0.141	U,G
14682-66-7	Al-26	-0.013 +/- 0.077	0.170	U,G
14596-10-2	Am-241	-0.18 +/- 0.49	0.93	U,G
13966-02-4	Be-7	-0.38 +/- 0.61	1.28	U,G
14913-49-6	Bi-212	0.2 +/- 1.1	2.0	U,G
14733-03-0	Bi-214	0.22 +/- 0.17	0.25	U,G,J
13982-30-4	Ce-139	-0.027 +/- 0.054	0.101	U,G
14762-78-8	Ce-144	0.14 +/- 0.32	0.55	U,G
14093-03-9	Co-56	0.01 +/- 0.13	0.26	U,G
13981-50-5	Co-57	-0.030 +/- 0.041	0.080	U,G
13981-38-9	Co-58	-0.002 +/- 0.076	0.151	U,G
10198-40-0	Co-60	-0.009 +/- 0.072	0.150	U,G
14392-02-0	Cr-51	-0.40 +/- 0.86	1.69	U,G
13967-70-9	Cs-134	-0.056 +/- 0.071	0.145	U,G

Comments:

Qualifiers/Flags:

U - Result is less than the sample specific MDC or less than the associated TPU

Y1 - Chemical Yield is in control at 100-110%. Quantitative Yield is assumed.

Y2 - Chemical Yield outside default limits.

LT - Result is less than Requested MDC, greater than sample specific MDC.

M3 - The requested MDC was not met, but the reported activity is greater than the reported MDC.

M - The requested MDC was not met.

SQ - Spectral quality prevents accurate quantitation.

SI - Nuclide identification and/or quantitation is tentative.

TI - Nuclide identification is tentative.

R - Nuclide has exceeded 8 halflives.

G - Sample density differs by more than 15% of LCS density.

Abbreviations:

TPU - Total Propagated Uncertainty (see PAI SOP 743)

MDC - Minimum Detectable Concentration (see PAI SOP 709)

BDL - Below Detection Limit

Data Package ID: *GSS0408125-1*

Gamma Spectroscopy Results

PAI 713 Rev 8

Sample Results

Lab Name: Paragon Analytics
Work Order Number: 0408125
Client Name: New World Technologies
ClientProject ID: Ravenna GA00563

Field ID: SU1-F1
Lab ID: 0408125-11

Library: FANP

Sample Matrix: SOIL
Prep SOP: PAI 739 Rev 8
Date Collected: 10-Aug-04
Date Prepared: 30-Aug-04
Date Analyzed: 09-Sep-04

Prep Batch: GS040901-1
QCBatchID: GS040901-1-1
Run ID: GS040901-1C
Count Time: 30 minutes
Report Basis: Dry Weight

Final Aliquot: 329 g
Prep Basis: Dry Weight
Moisture(%): NA
Result Units: pCi/g
File Name: 042181D01A

CASNO	Target Nuclide	Result +/- 2 s TPU	MDC	Lab Qualifier
10045-97-3	Cs-137	0.005 +/- 0.075	0.140	U,G
14683-23-9	Eu-152	-0.15 +/- 0.32	0.74	U,G
15585-10-1	Eu-154	-0.18 +/- 0.41	0.86	U,G
14391-16-3	Eu-155	0.25 +/- 0.17	0.24	G,TI
14596-12-4	Fe-59	0.01 +/- 0.21	0.41	U,G
10043-66-0	I-131	-0.18 +/- 0.71	1.37	U,G
13966-00-2	K-40	4.4 +/- 1.8	2.2	G
13966-31-9	Mn-54	0.082 +/- 0.069	0.098	U,G
13966-32-0	Na-22	-0.056 +/- 0.084	0.187	U,G
14681-63-1	Nb-94	-0.008 +/- 0.066	0.128	U,G
13967-76-5	Nb-95	0.013 +/- 0.070	0.134	U,G
15100-28-4	Pa-234m	1 +/- 13	24	U,G
15092-94-1	Pb-212	0.38 +/- 0.14	0.17	G
15067-28-4	Pb-214	0.26 +/- 0.16	0.23	G,J
13967-48-1	Ru-106	-0.06 +/- 0.48	0.98	U,G

Comments:

Qualifiers/Flags:

U - Result is less than the sample specific MDC or less than the associated TPU

Y1 - Chemical Yield is in control at 100-110%. Quantitative Yield is assumed.

Y2 - Chemical Yield outside default limits.

LT - Result is less than Requested MDC, greater than sample specific MDC.

M3 - The requested MDC was not met, but the reported activity is greater than the reported MDC.

M - The requested MDC was not met.

SQ - Spectral quality prevents accurate quantitation.

SI - Nuclide identification and/or quantitation is tentative.

TI - Nuclide identification is tentative.

R - Nuclide has exceeded 8 halflives.

G - Sample density differs by more than 15% of LCS density.

Abbreviations:

TPU - Total Propagated Uncertainty (see PAI SOP 743)

MDC - Minimum Detectable Concentration (see PAI SOP 709)

BDL - Below Detection Limit

Data Package ID: *GSS0408125-1*

Gamma Spectroscopy Results

PAI 713 Rev 8

Sample Results

Lab Name: Paragon Analytics
Work Order Number: 0408125
Client Name: New World Technologies
ClientProject ID: Ravenna GA00563

Field ID: SU1-F1
Lab ID: 0408125-11

Library: FANP

Sample Matrix: SOIL
Prep SOP: PAI 739 Rev 8
Date Collected: 10-Aug-04
Date Prepared: 30-Aug-04
Date Analyzed: 09-Sep-04

Prep Batch: GS040901-1
QCBatchID: GS040901-1-1
Run ID: GS040901-1C
Count Time: 30 minutes
Report Basis: Dry Weight

Final Aliquot: 329 g
Prep Basis: Dry Weight
Moisture(%): NA
Result Units: pCi/g
File Name: 042181D01A

CASNO	Target Nuclide	Result +/- 2 s TPU	MDC	Lab Qualifier
14683-10-4	Sb-124	0.038 +/- 0.082	0.143	U,G
14234-35-6	Sb-125	-0.02 +/- 0.14	0.27	U,G
13967-63-0	Sc-46	-0.009 +/- 0.068	0.141	U,G
15623-47-9	Th-227	-0.50 +/- 0.49	0.98	U,G
15065-10-8	Th-234	0 +/- 1.0	1.9	U,G
14913-50-9	Tl-208	0.134 +/- 0.084	0.115	G
15117-96-1	U-235	0.05 +/- 0.29	0.52	U,G
13982-39-3	Zn-65	-0.05 +/- 0.15	0.32	U,G

Comments:

Qualifiers/Flags:

U - Result is less than the sample specific MDC or less than the associated TPU

Y1 - Chemical Yield is in control at 100-110%. Quantitative Yield is assumed.

Y2 - Chemical Yield outside default limits.

LT - Result is less than Requested MDC, greater than sample specific MDC.

M3 - The requested MDC was not met, but the reported activity is greater than the reported MDC.

M - The requested MDC was not met.

SQ - Spectral quality prevents accurate quantitation.

SI - Nuclide identification and/or quantitation is tentative.

TI - Nuclide identification is tentative.

R - Nuclide has exceeded 8 halflives.

G - Sample density differs by more than 15% of LCS density.

Abbreviations:

TPU - Total Propagated Uncertainty (see PAI SOP 743)

MDC - Minimum Detectable Concentration (see PAI SOP 709)

BDL - Below Detection Limit

Data Package ID: *GSS0408125-1*

Gamma Spectroscopy Results

PAI 713 Rev 8

Sample Results

Lab Name: Paragon Analytics
Work Order Number: 0408125
Client Name: New World Technologies
ClientProject ID: Ravenna GA00563

Field ID: SU1-E4
Lab ID: 0408125-12

Library: FANP

Sample Matrix: SOIL
Prep SOP: PAI 739 Rev 8
Date Collected: 10-Aug-04
Date Prepared: 30-Aug-04
Date Analyzed: 09-Sep-04

Prep Batch: GS040901-1
QCBatchID: GS040901-1-1
Run ID: GS040901-1C
Count Time: 30 minutes
Report Basis: Dry Weight

Final Aliquot: 230 g
Prep Basis: Dry Weight
Moisture(%): NA
Result Units: pCi/g
File Name: 041534D08A

CASNO	Target Nuclide	Result +/- 2 s TPU	MDC	Lab Qualifier
14331-83-0	Ac-228	1.88 +/- 0.51	0.64	G
14391-76-5	Ag-110m	-0.10 +/- 0.12	0.27	U,G
14682-66-7	Al-26	-0.048 +/- 0.081	0.206	U,G
14596-10-2	Am-241	-0.01 +/- 0.16	0.29	U,G
13966-02-4	Be-7	0.4 +/- 1.1	1.9	U,G
14913-49-6	Bi-212	1.7 +/- 1.7	2.7	U,G
14733-03-0	Bi-214	1.26 +/- 0.33	0.31	G,J
13982-30-4	Ce-139	-0.015 +/- 0.071	0.129	U,G
14762-78-8	Ce-144	-0.12 +/- 0.41	0.76	U,G
14093-03-9	Co-56	0.10 +/- 0.23	0.40	U,G
13981-50-5	Co-57	-0.008 +/- 0.049	0.090	U,G
13981-38-9	Co-58	0.06 +/- 0.11	0.19	U,G
10198-40-0	Co-60	-0.05 +/- 0.11	0.23	U,G
14392-02-0	Cr-51	-0.4 +/- 1.3	2.5	U,G
13967-70-9	Cs-134	-0.17 +/- 0.81	1.35	U,G

Comments:

Qualifiers/Flags:

U - Result is less than the sample specific MDC or less than the associated TPU

Y1 - Chemical Yield is in control at 100-110%. Quantitative Yield is assumed.

Y2 - Chemical Yield outside default limits.

LT - Result is less than Requested MDC, greater than sample specific MDC.

M3 - The requested MDC was not met, but the reported activity is greater than the reported MDC.

M - The requested MDC was not met.

SQ - Spectral quality prevents accurate quantitation.

SI - Nuclide identification and/or quantitation is tentative.

TI - Nuclide identification is tentative.

R - Nuclide has exceeded 8 halflives.

G - Sample density differs by more than 15% of LCS density.

Abbreviations:

TPU - Total Propagated Uncertainty (see PAI SOP 743)

MDC - Minimum Detectable Concentration (see PAI SOP 709)

BDL - Below Detection Limit

Data Package ID: *GSS0408125-1*

Gamma Spectroscopy Results

PAI 713 Rev 8

Sample Results

Lab Name: Paragon Analytics
Work Order Number: 0408125
Client Name: New World Technologies
ClientProject ID: Ravenna GA00563

Field ID: SU1-E4
Lab ID: 0408125-12

Library: FANP

Sample Matrix: SOIL
Prep SOP: PAI 739 Rev 8
Date Collected: 10-Aug-04
Date Prepared: 30-Aug-04
Date Analyzed: 09-Sep-04

Prep Batch: GS040901-1
QCBatchID: GS040901-1-1
Run ID: GS040901-1C
Count Time: 30 minutes
Report Basis: Dry Weight

Final Aliquot: 230 g
Prep Basis: Dry Weight
Moisture(%): NA
Result Units: pCi/g
File Name: 041534D08A

CASNO	Target Nuclide	Result +/- 2 s TPU	MDC	Lab Qualifier
10045-97-3	Cs-137	0.36 +/- 0.16	0.19	G
14683-23-9	Eu-152	0.50 +/- 0.61	0.98	U,G
15585-10-1	Eu-154	-0.12 +/- 0.47	0.97	U,G
14391-16-3	Eu-155	0.09 +/- 0.18	0.31	U,G
14596-12-4	Fe-59	0.03 +/- 0.18	0.36	U,G
10043-66-0	I-131	0 +/- 1.1	2.1	U,G
13966-00-2	K-40	6.0 +/- 2.0	1.6	G
13966-31-9	Mn-54	-0.019 +/- 0.095	0.187	U,G
13966-32-0	Na-22	0.007 +/- 0.086	0.171	U,G
14681-63-1	Nb-94	-0.039 +/- 0.094	0.186	U,G
13967-76-5	Nb-95	-0.07 +/- 0.12	0.25	U,G
15100-28-4	Pa-234m	-4 +/- 14	29	U,G
15092-94-1	Pb-212	1.63 +/- 0.35	0.33	G
15067-28-4	Pb-214	1.34 +/- 0.29	0.29	G,J
13967-48-1	Ru-106	0.26 +/- 0.84	1.50	U,G

Comments:

Qualifiers/Flags:

U - Result is less than the sample specific MDC or less than the associated TPU

Y1 - Chemical Yield is in control at 100-110%. Quantitative Yield is assumed.

Y2 - Chemical Yield outside default limits.

LT - Result is less than Requested MDC, greater than sample specific MDC.

M3 - The requested MDC was not met, but the reported activity is greater than the reported MDC.

M - The requested MDC was not met.

SQ - Spectral quality prevents accurate quantitation.

SI - Nuclide identification and/or quantitation is tentative.

TI - Nuclide identification is tentative.

R - Nuclide has exceeded 8 halflives.

G - Sample density differs by more than 15% of LCS density.

Abbreviations:

TPU - Total Propagated Uncertainty (see PAI SOP 743)

MDC - Minimum Detectable Concentration (see PAI SOP 709)

BDL - Below Detection Limit

Data Package ID: *GSS0408125-1*

Gamma Spectroscopy Results

PAI 713 Rev 8

Sample Results

Lab Name: Paragon Analytics
Work Order Number: 0408125
Client Name: New World Technologies
ClientProject ID: Ravenna GA00563

Field ID: SU1-E4
Lab ID: 0408125-12

Library: FANP

Sample Matrix: SOIL
Prep SOP: PAI 739 Rev 8
Date Collected: 10-Aug-04
Date Prepared: 30-Aug-04
Date Analyzed: 09-Sep-04

Prep Batch: GS040901-1
QCBatchID: GS040901-1-1
Run ID: GS040901-1C
Count Time: 30 minutes
Report Basis: Dry Weight

Final Aliquot: 230 g
Prep Basis: Dry Weight
Moisture(%): NA
Result Units: pCi/g
File Name: 041534D08A

CASNO	Target Nuclide	Result +/- 2 s TPU	MDC	Lab Qualifier
14683-10-4	Sb-124	0.03 +/- 0.13	0.24	U,G
14234-35-6	Sb-125	0.02 +/- 0.24	0.43	U,G
13967-63-0	Sc-46	0.02 +/- 0.11	0.21	U,G
15623-47-9	Th-227	-0.11 +/- 0.64	1.15	U,G
15065-10-8	Th-234	1.0 +/- 1.3	2.2	U,G
14913-50-9	Tl-208	0.49 +/- 0.16	0.15	G
15117-96-1	U-235	-0.11 +/- 0.42	0.78	U,G
13982-39-3	Zn-65	0.02 +/- 0.18	0.35	U,G

Comments:

Qualifiers/Flags:

U - Result is less than the sample specific MDC or less than the associated TPU

Y1 - Chemical Yield is in control at 100-110%. Quantitative Yield is assumed.

Y2 - Chemical Yield outside default limits.

LT - Result is less than Requested MDC, greater than sample specific MDC.

M3 - The requested MDC was not met, but the reported activity is greater than the reported MDC.

M - The requested MDC was not met.

SQ - Spectral quality prevents accurate quantitation.

SI - Nuclide identification and/or quantitation is tentative.

TI - Nuclide identification is tentative.

R - Nuclide has exceeded 8 halflives.

G - Sample density differs by more than 15% of LCS density.

Abbreviations:

TPU - Total Propagated Uncertainty (see PAI SOP 743)

MDC - Minimum Detectable Concentration (see PAI SOP 709)

BDL - Below Detection Limit

Data Package ID: *GSS0408125-1*

Gamma Spectroscopy Results

PAI 713 Rev 8

Sample Results

Lab Name: Paragon Analytics
Work Order Number: 0408125
Client Name: New World Technologies
ClientProject ID: Ravenna GA00563

Field ID: SU1-F5
Lab ID: 0408125-13

Library: FANP

Sample Matrix: SOIL
Prep SOP: PAI 739 Rev 8
Date Collected: 10-Aug-04
Date Prepared: 30-Aug-04
Date Analyzed: 09-Sep-04

Prep Batch: GS040901-1
QCBatchID: GS040901-1-1
Run ID: GS040901-1C
Count Time: 30 minutes
Report Basis: Dry Weight

Final Aliquot: 298 g
Prep Basis: Dry Weight
Moisture(%): NA
Result Units: pCi/g
File Name: 041489D03A

CASNO	Target Nuclide	Result +/- 2 s TPU	MDC	Lab Qualifier
14331-83-0	Ac-228	1.07 +/- 0.23	0.30	G
14391-76-5	Ag-110m	-0.015 +/- 0.063	0.115	U,G
14682-66-7	Al-26	-0.005 +/- 0.035	0.072	U,G
14596-10-2	Am-241	0.20 +/- 0.36	0.60	U,G
13966-02-4	Be-7	-0.12 +/- 0.54	0.98	U,G
14913-49-6	Bi-212	1.5 +/- 1.0	1.6	U,G
14733-03-0	Bi-214	0.93 +/- 0.19	0.19	G,J
13982-30-4	Ce-139	-0.002 +/- 0.053	0.092	U,G
14762-78-8	Ce-144	0.01 +/- 0.35	0.61	U,G
14093-03-9	Co-56	0.04 +/- 0.11	0.19	U,G
13981-50-5	Co-57	0.018 +/- 0.044	0.074	U,G
13981-38-9	Co-58	-0.017 +/- 0.062	0.113	U,G
10198-40-0	Co-60	-0.044 +/- 0.050	0.101	U,G
14392-02-0	Cr-51	-0.22 +/- 0.74	1.32	U,G
13967-70-9	Cs-134	0.25 +/- 0.42	0.69	U,G

Comments:

Qualifiers/Flags:

U - Result is less than the sample specific MDC or less than the associated TPU

Y1 - Chemical Yield is in control at 100-110%. Quantitative Yield is assumed.

Y2 - Chemical Yield outside default limits.

LT - Result is less than Requested MDC, greater than sample specific MDC.

M3 - The requested MDC was not met, but the reported activity is greater than the reported MDC.

M - The requested MDC was not met.

SQ - Spectral quality prevents accurate quantitation.

SI - Nuclide identification and/or quantitation is tentative.

TI - Nuclide identification is tentative.

R - Nuclide has exceeded 8 halflives.

G - Sample density differs by more than 15% of LCS density.

Abbreviations:

TPU - Total Propagated Uncertainty (see PAI SOP 743)

MDC - Minimum Detectable Concentration (see PAI SOP 709)

BDL - Below Detection Limit

Data Package ID: *GSS0408125-1*

Gamma Spectroscopy Results

PAI 713 Rev 8

Sample Results

Lab Name: Paragon Analytics
Work Order Number: 0408125
Client Name: New World Technologies
ClientProject ID: Ravenna GA00563

Field ID: SU1-F5
Lab ID: 0408125-13

Library: FANP

Sample Matrix: SOIL
Prep SOP: PAI 739 Rev 8
Date Collected: 10-Aug-04
Date Prepared: 30-Aug-04
Date Analyzed: 09-Sep-04

Prep Batch: GS040901-1
QCBatchID: GS040901-1-1
Run ID: GS040901-1C
Count Time: 30 minutes
Report Basis: Dry Weight

Final Aliquot: 298 g
Prep Basis: Dry Weight
Moisture(%): NA
Result Units: pCi/g
File Name: 041489D03A

CASNO	Target Nuclide	Result +/- 2 s TPU	MDC	Lab Qualifier
10045-97-3	Cs-137	0.158 +/- 0.065	0.086	G
14683-23-9	Eu-152	0.09 +/- 0.25	0.43	U,G
15585-10-1	Eu-154	-0.10 +/- 0.24	0.47	U,G
14391-16-3	Eu-155	0.13 +/- 0.20	0.33	U,G
14596-12-4	Fe-59	0 +/- 0.14	0.25	U,G
10043-66-0	I-131	0.17 +/- 0.61	1.04	U,G
13966-00-2	K-40	8.8 +/- 1.6	1.2	G
13966-31-9	Mn-54	-0.024 +/- 0.054	0.099	U,G
13966-32-0	Na-22	0.016 +/- 0.055	0.096	U,G
14681-63-1	Nb-94	0.025 +/- 0.052	0.088	U,G
13967-76-5	Nb-95	0.049 +/- 0.074	0.123	U,G
15100-28-4	Pa-234m	-0.7 +/- 9.0	16.1	U,G
15092-94-1	Pb-212	1.31 +/- 0.22	0.18	G
15067-28-4	Pb-214	1.06 +/- 0.19	0.19	G,J
13967-48-1	Ru-106	-0.33 +/- 0.48	0.90	U,G

Comments:

Qualifiers/Flags:

U - Result is less than the sample specific MDC or less than the associated TPU

Y1 - Chemical Yield is in control at 100-110%. Quantitative Yield is assumed.

Y2 - Chemical Yield outside default limits.

LT - Result is less than Requested MDC, greater than ssmple specific MDC.

M3 - The requested MDC was not met, but the reported activity is greater than the reported MDC.

M - The requested MDC was not met.

SQ - Spectral quality prevents accurate quantitation.

SI - Nuclide identification and/or quantitation is tentative.

TI - Nuclide identification is tentative.

R - Nuclide has exceeded 8 halflives.

G - Sample density differs by more than 15% of LCS density.

Abbreviations:

TPU - Total Propagated Uncertainty (see PAI SOP 743)

MDC - Minimum Detectable Concentration (see PAI SOP 709)

BDL - Below Detection Limit

Data Package ID: *GSS0408125-1*

Gamma Spectroscopy Results

PAI 713 Rev 8

Sample Results

Lab Name: Paragon Analytics
Work Order Number: 0408125
Client Name: New World Technologies
ClientProject ID: Ravenna GA00563

Field ID: SU1-F5
Lab ID: 0408125-13

Library: FANP

Sample Matrix: SOIL
Prep SOP: PAI 739 Rev 8
Date Collected: 10-Aug-04
Date Prepared: 30-Aug-04
Date Analyzed: 09-Sep-04

Prep Batch: GS040901-1
QCBatchID: GS040901-1-1
Run ID: GS040901-1C
Count Time: 30 minutes
Report Basis: Dry Weight

Final Aliquot: 298 g
Prep Basis: Dry Weight
Moisture(%): NA
Result Units: pCi/g
File Name: 041489D03A

CASNO	Target Nuclide	Result +/- 2 s TPU	MDC	Lab Qualifier
14683-10-4	Sb-124	0.085 +/- 0.070	0.109	U,G
14234-35-6	Sb-125	0.01 +/- 0.13	0.23	U,G
13967-63-0	Sc-46	0.051 +/- 0.054	0.087	U,G
15623-47-9	Th-227	-1 +/- 10	17	U,G
15065-10-8	Th-234	0.62 +/- 0.93	1.54	U,G
14913-50-9	Tl-208	0.366 +/- 0.091	0.097	G
15117-96-1	U-235	0.20 +/- 0.33	0.54	U,G
13982-39-3	Zn-65	-0.02 +/- 0.22	0.39	U,G

Comments:

Qualifiers/Flags:

U - Result is less than the sample specific MDC or less than the associated TPU

Y1 - Chemical Yield is in control at 100-110%. Quantitative Yield is assumed.

Y2 - Chemical Yield outside default limits.

LT - Result is less than Requested MDC, greater than sample specific MDC.

M3 - The requested MDC was not met, but the reported activity is greater than the reported MDC.

M - The requested MDC was not met.

SQ - Spectral quality prevents accurate quantitation.

SI - Nuclide identification and/or quantitation is tentative.

TI - Nuclide identification is tentative.

R - Nuclide has exceeded 8 halflives.

G - Sample density differs by more than 15% of LCS density.

Abbreviations:

TPU - Total Propagated Uncertainty (see PAI SOP 743)

MDC - Minimum Detectable Concentration (see PAI SOP 709)

BDL - Below Detection Limit

Data Package ID: *GSS0408125-1*

Gamma Spectroscopy Results

PAI 713 Rev 8

Sample Results

Lab Name: Paragon Analytics
Work Order Number: 0408125
Client Name: New World Technologies
ClientProject ID: Ravenna GA00563

Field ID: SU2-G5
Lab ID: 0408125-14

Library: FANP

Sample Matrix: SOIL
Prep SOP: PAI 739 Rev 8
Date Collected: 11-Aug-04
Date Prepared: 30-Aug-04
Date Analyzed: 09-Sep-04

Prep Batch: GS040901-1
QCBatchID: GS040901-1-1
Run ID: GS040901-1C
Count Time: 30 minutes
Report Basis: Dry Weight

Final Aliquot: 325 g
Prep Basis: Dry Weight
Moisture(%): NA
Result Units: pCi/g
File Name: 042185D01A

CASNO	Target Nuclide	Result +/- 2 s TPU	MDC	Lab Qualifier
14331-83-0	Ac-228	0.72 +/- 0.32	0.59	LT,G,TI
14391-76-5	Ag-110m	0.033 +/- 0.073	0.128	U,G
14682-66-7	Al-26	0.004 +/- 0.069	0.147	U,G
14596-10-2	Am-241	0.01 +/- 0.58	1.05	U,G
13966-02-4	Be-7	-0.13 +/- 0.68	1.31	U,G
14913-49-6	Bi-212	1.5 +/- 1.5	2.3	U,G
14733-03-0	Bi-214	0.49 +/- 0.24	0.32	G,J
13982-30-4	Ce-139	0.020 +/- 0.065	0.112	U,G
14762-78-8	Ce-144	-0.05 +/- 0.37	0.66	U,G
14093-03-9	Co-56	0.01 +/- 0.16	0.31	U,G
13981-50-5	Co-57	-0.025 +/- 0.046	0.087	U,G
13981-38-9	Co-58	-0.043 +/- 0.089	0.185	U,G
10198-40-0	Co-60	0 +/- 0.082	0.164	U,G
14392-02-0	Cr-51	0.39 +/- 0.98	1.70	U,G
13967-70-9	Cs-134	0 +/- 0.091	0.164	U,G

Comments:

Qualifiers/Flags:

U - Result is less than the sample specific MDC or less than the associated TPU

Y1 - Chemical Yield is in control at 100-110%. Quantitative Yield is assumed.

Y2 - Chemical Yield outside default limits.

LT - Result is less than Requested MDC, greater than sample specific MDC.

M3 - The requested MDC was not met, but the reported activity is greater than the reported MDC.

M - The requested MDC was not met.

SQ - Spectral quality prevents accurate quantitation.

SI - Nuclide identification and/or quantitation is tentative.

TI - Nuclide identification is tentative.

R - Nuclide has exceeded 8 halflives.

G - Sample density differs by more than 15% of LCS density.

Abbreviations:

TPU - Total Propagated Uncertainty (see PAI SOP 743)

MDC - Minimum Detectable Concentration (see PAI SOP 709)

BDL - Below Detection Limit

Data Package ID: *GSS0408125-1*

Gamma Spectroscopy Results

PAI 713 Rev 8

Sample Results

Lab Name: Paragon Analytics
Work Order Number: 0408125
Client Name: New World Technologies
ClientProject ID: Ravenna GA00563

Field ID: SU2-G5
Lab ID: 0408125-14

Library: FANP

Sample Matrix: SOIL
Prep SOP: PAI 739 Rev 8
Date Collected: 11-Aug-04
Date Prepared: 30-Aug-04
Date Analyzed: 09-Sep-04

Prep Batch: GS040901-1
QCBatchID: GS040901-1-1
Run ID: GS040901-1C
Count Time: 30 minutes
Report Basis: Dry Weight

Final Aliquot: 325 g
Prep Basis: Dry Weight
Moisture(%): NA
Result Units: pCi/g
File Name: 042185D01A

CASNO	Target Nuclide	Result +/- 2 s TPU	MDC	Lab Qualifier
10045-97-3	Cs-137	-0.049 +/- 0.090	0.179	U,G
14683-23-9	Eu-152	-0.17 +/- 0.40	0.86	U,G
15585-10-1	Eu-154	-0.09 +/- 0.47	0.93	U,G
14391-16-3	Eu-155	0.14 +/- 0.22	0.37	U,G
14596-12-4	Fe-59	0.09 +/- 0.19	0.34	U,G
10043-66-0	I-131	-0.23 +/- 0.81	1.52	U,G
13966-00-2	K-40	4.4 +/- 1.9	2.3	G
13966-31-9	Mn-54	-0.008 +/- 0.086	0.165	U,G
13966-32-0	Na-22	0.010 +/- 0.083	0.159	U,G
14681-63-1	Nb-94	-0.012 +/- 0.083	0.156	U,G
13967-76-5	Nb-95	0.025 +/- 0.099	0.180	U,G
15100-28-4	Pa-234m	11 +/- 13	21	U,G
15092-94-1	Pb-212	0.84 +/- 0.22	0.24	G
15067-28-4	Pb-214	0.52 +/- 0.18	0.26	G,J
13967-48-1	Ru-106	-0.30 +/- 0.74	1.45	U,G

Comments:

Qualifiers/Flags:

U - Result is less than the sample specific MDC or less than the associated TPU

Y1 - Chemical Yield is in control at 100-110%. Quantitative Yield is assumed.

Y2 - Chemical Yield outside default limits.

LT - Result is less than Requested MDC, greater than sample specific MDC.

M3 - The requested MDC was not met, but the reported activity is greater than the reported MDC.

M - The requested MDC was not met.

SQ - Spectral quality prevents accurate quantitation.

SI - Nuclide identification and/or quantitation is tentative.

TI - Nuclide identification is tentative.

R - Nuclide has exceeded 8 halflives.

G - Sample density differs by more than 15% of LCS density.

Abbreviations:

TPU - Total Propagated Uncertainty (see PAI SOP 743)

MDC - Minimum Detectable Concentration (see PAI SOP 709)

BDL - Below Detection Limit

Data Package ID: *GSS0408125-1*

Gamma Spectroscopy Results

PAI 713 Rev 8

Sample Results

Lab Name: Paragon Analytics
Work Order Number: 0408125
Client Name: New World Technologies
ClientProject ID: Ravenna GA00563

Field ID: SU2-G5
Lab ID: 0408125-14

Library: FANP

Sample Matrix: SOIL
Prep SOP: PAI 739 Rev 8
Date Collected: 11-Aug-04
Date Prepared: 30-Aug-04
Date Analyzed: 09-Sep-04

Prep Batch: GS040901-1
QCBatchID: GS040901-1-1
Run ID: GS040901-1C
Count Time: 30 minutes
Report Basis: Dry Weight

Final Aliquot: 325 g
Prep Basis: Dry Weight
Moisture(%): NA
Result Units: pCi/g
File Name: 042185D01A

CASNO	Target Nuclide	Result +/- 2 s TPU	MDC	Lab Qualifier
14683-10-4	Sb-124	-0.031 +/- 0.094	0.183	U,G
14234-35-6	Sb-125	-0.12 +/- 0.18	0.36	U,G
13967-63-0	Sc-46	0 +/- 0.076	0.150	U,G
15623-47-9	Th-227	0 +/- 0.63	1.09	U,G
15065-10-8	Th-234	-0.2 +/- 1.4	2.4	U,G
14913-50-9	Tl-208	0.35 +/- 0.12	0.13	G
15117-96-1	U-235	0.01 +/- 0.38	0.68	U,G
13982-39-3	Zn-65	-0.06 +/- 0.21	0.41	U,G

Comments:

Qualifiers/Flags:

U - Result is less than the sample specific MDC or less than the associated TPU

Y1 - Chemical Yield is in control at 100-110%. Quantitative Yield is assumed.

Y2 - Chemical Yield outside default limits.

LT - Result is less than Requested MDC, greater than sample specific MDC.

M3 - The requested MDC was not met, but the reported activity is greater than the reported MDC.

M - The requested MDC was not met.

SQ - Spectral quality prevents accurate quantitation.

SI - Nuclide identification and/or quantitation is tentative.

TI - Nuclide identification is tentative.

R - Nuclide has exceeded 8 hatlives.

G - Sample density differs by more than 15% of LCS density.

Abbreviations:

TPU - Total Propagated Uncertainty (see PAI SOP 743)

MDC - Minimum Detectable Concentration (see PAI SOP 709)

BDL - Below Detection Limit

Data Package ID: *GSS0408125-1*

Gamma Spectroscopy Results

PAI 713 Rev 8

Sample Results

Lab Name: Paragon Analytics
Work Order Number: 0408125
Client Name: New World Technologies
ClientProject ID: Ravenna GA00563

Field ID: SU2-G2
Lab ID: 0408125-15

Library: FANP

Sample Matrix: SOIL
Prep SOP: PAI 739 Rev 8
Date Collected: 11-Aug-04
Date Prepared: 30-Aug-04
Date Analyzed: 09-Sep-04

Prep Batch: GS040901-1
QCBatchID: GS040901-1-1
Run ID: GS040901-1C
Count Time: 30 minutes
Report Basis: Dry Weight

Final Aliquot: 316 g
Prep Basis: Dry Weight
Moisture(%): NA
Result Units: pCi/g
File Name: 041535D08A

CASNO	Target Nuclide	Result +/- 2 s TPU	MDC	Lab Qualifier
14331-83-0	Ac-228	0.66 +/- 0.29	0.43	LT,G
14391-76-5	Ag-110m	0.026 +/- 0.062	0.109	U,G
14682-66-7	Al-26	-0.020 +/- 0.050	0.128	U,G
14596-10-2	Am-241	0.05 +/- 0.11	0.18	U,G
13966-02-4	Be-7	-0.17 +/- 0.56	1.12	U,G
14913-49-6	Bi-212	1.41 +/- 0.98	1.32	G,TI
14733-03-0	Bi-214	0.30 +/- 0.18	0.26	G,J
13982-30-4	Ce-139	0.024 +/- 0.047	0.079	U,G
14762-78-8	Ce-144	-0.05 +/- 0.25	0.47	U,G
14093-03-9	Co-56	0.10 +/- 0.18	0.32	U,G
13981-50-5	Co-57	0.019 +/- 0.033	0.056	U,G
13981-38-9	Co-58	-0.016 +/- 0.073	0.149	U,G
10198-40-0	Co-60	0.005 +/- 0.064	0.127	U,G
14392-02-0	Cr-51	0.37 +/- 0.89	1.54	U,G
13967-70-9	Cs-134	-0.049 +/- 0.078	0.152	U,G

Comments:

Qualifiers/Flags:

U - Result is less than the sample specific MDC or less than the associated TPU

Y1 - Chemical Yield is in control at 100-110%. Quantitative Yield is assumed.

Y2 - Chemical Yield outside default limits.

LT - Result is less than Requested MDC, greater than sample specific MDC.

M3 - The requested MDC was not met, but the reported activity is greater than the reported MDC.

M - The requested MDC was not met.

SQ - Spectral quality prevents accurate quantitation.

SI - Nuclide identification and/or quantitation is tentative.

TI - Nuclide identification is tentative.

R - Nuclide has exceeded 8 halflives.

G - Sample density differs by more than 15% of LCS density.

Abbreviations:

TPU - Total Propagated Uncertainty (see PAI SOP 743)

MDC - Minimum Detectable Concentration (see PAI SOP 709)

BDL - Below Detection Limit

Data Package ID: *GSS0408125-1*

Gamma Spectroscopy Results

PAI 713 Rev 8

Sample Results

Lab Name: Paragon Analytics
Work Order Number: 0408125
Client Name: New World Technologies
ClientProject ID: Ravenna GA00563

Field ID: SU2-G2
Lab ID: 0408125-15

Library: FANP

Sample Matrix: SOIL
Prep SOP: PAI 739 Rev 8
Date Collected: 11-Aug-04
Date Prepared: 30-Aug-04
Date Analyzed: 09-Sep-04

Prep Batch: GS040901-1
QCBatchID: GS040901-1-1
Run ID: GS040901-1C
Count Time: 30 minutes
Report Basis: Dry Weight

Final Aliquot: 316 g
Prep Basis: Dry Weight
Moisture(%): NA
Result Units: pCi/g
File Name: 041535D08A

CASNO	Target Nuclide	Result +/- 2 s TPU	MDC	Lab Qualifier
10045-97-3	Cs-137	-0.072 +/- 0.065	0.144	U,G
14683-23-9	Eu-152	-0.03 +/- 0.28	0.60	U,G
15585-10-1	Eu-154	0.16 +/- 0.41	0.73	U,G
14391-16-3	Eu-155	-0.05 +/- 0.12	0.23	U,G
14596-12-4	Fe-59	0.09 +/- 0.19	0.34	U,G
10043-66-0	I-131	-0.34 +/- 0.57	1.16	U,G
13966-00-2	K-40	8.0 +/- 2.1	1.4	G
13966-31-9	Mn-54	-0.027 +/- 0.063	0.131	U,G
13966-32-0	Na-22	-0.015 +/- 0.073	0.150	U,G
14681-63-1	Nb-94	0.062 +/- 0.067	0.105	U,G
13967-76-5	Nb-95	-0.008 +/- 0.077	0.151	U,G
15100-28-4	Pa-234m	6 +/- 13	23	U,G
15092-94-1	Pb-212	0.71 +/- 0.20	0.23	G
15067-28-4	Pb-214	0.47 +/- 0.15	0.21	G,J
13967-48-1	Ru-106	0.21 +/- 0.54	0.96	U,G

Comments:

Qualifiers/Flags:

U - Result is less than the sample specific MDC or less than the associated TPU

Y1 - Chemical Yield is in control at 100-110%. Quantitative Yield is assumed.

Y2 - Chemical Yield outside default limits.

LT - Result is less than Requested MDC, greater than sample specific MDC.

M3 - The requested MDC was not met, but the reported activity is greater than the reported MDC.

M - The requested MDC was not met.

SQ - Spectral quality prevents accurate quantitation.

SI - Nuclide identification and/or quantitation is tentative.

TI - Nuclide identification is tentative.

R - Nuclide has exceeded 8 halflives.

G - Sample density differs by more than 15% of LCS density.

Abbreviations:

TPU - Total Propagated Uncertainty (see PAI SOP 743)

MDC - Minimum Detectable Concentration (see PAI SOP 708)

BDL - Below Detection Limit

Data Package ID: *GSS0408125-1*

Gamma Spectroscopy Results

PAI 713 Rev 8

Sample Results

Lab Name: Paragon Analytics
Work Order Number: 0408125
Client Name: New World Technologies
ClientProject ID: Ravenna GA00563

Field ID: SU2-G2
Lab ID: 0408125-15

Library: FANP

Sample Matrix: SOIL
Prep SOP: PAI 739 Rev 8
Date Collected: 11-Aug-04
Date Prepared: 30-Aug-04
Date Analyzed: 09-Sep-04

Prep Batch: GS040901-1
QCBatchID: GS040901-1-1
Run ID: GS040901-1C
Count Time: 30 minutes
Report Basis: Dry Weight

Final Aliquot: 316 g
Prep Basis: Dry Weight
Moisture(%): NA
Result Units: pCi/g
File Name: 041535D08A

CASNO	Target Nuclide	Result +/- 2 s TPU	MDC	Lab Qualifier
14683-10-4	Sb-124	-0.02 +/- 0.10	0.19	U,G
14234-35-6	Sb-125	-0.10 +/- 0.15	0.31	U,G
13967-63-0	Sc-46	0.053 +/- 0.080	0.134	U,G
15623-47-9	Th-227	-0.10 +/- 0.45	0.82	U,G
15065-10-8	Th-234	1.71 +/- 0.88	1.29	G,TI
14913-50-9	Tl-208	0.23 +/- 0.10	0.13	G
15117-96-1	U-235	0.16 +/- 0.28	0.46	U,G
13982-39-3	Zn-65	-0.05 +/- 0.16	0.32	U,G

Comments:

Qualifiers/Flags:

U - Result is less than the sample specific MDC or less than the associated TPU

Y1 - Chemical Yield is in control at 100-110%. Quantitative Yield is assumed.

Y2 - Chemical Yield outside default limits.

LT - Result is less than Requested MDC, greater than sample specific MDC.

M3 - The requested MDC was not met, but the reported activity is greater than the reported MDC.

M - The requested MDC was not met.

SQ - Spectral quality prevents accurate quantitation.

SI - Nuclide identification and/or quantitation is tentative.

TI - Nuclide identification is tentative.

R - Nuclide has exceeded 8 halflives.

G - Sample density differs by more than 15% of LCS density.

Abbreviations:

TPU - Total Propagated Uncertainty (see PAI SOP 743)

MDC - Minimum Detectable Concentration (see PAI SOP 709)

BDL - Below Detection Limit

Data Package ID: *GSS0408125-1*

Gamma Spectroscopy Results

PAI 713 Rev 8

Sample Results

Lab Name: Paragon Analytics
Work Order Number: 0408125
Client Name: New World Technologies
ClientProject ID: Ravenna GA00563

Field ID: SU2-H5
Lab ID: 0408125-16

Library: FANP

Sample Matrix: SOIL
Prep SOP: PAI 739 Rev 8
Date Collected: 11-Aug-04
Date Prepared: 30-Aug-04
Date Analyzed: 09-Sep-04

Prep Batch: GS040901-1
QCBatchID: GS040901-1-1
Run ID: GS040901-1C
Count Time: 30 minutes
Report Basis: Dry Weight

Final Aliquot: 292 g
Prep Basis: Dry Weight
Moisture(%): NA
Result Units: pCi/g
File Name: 042184D01A

CASNO	Target Nuclide	Result +/- 2 s TPU	MDC	Lab Qualifier
14331-83-0	Ac-228	1.37 +/- 0.43	0.69	G
14391-76-5	Ag-110m	0.021 +/- 0.079	0.142	U,G
14682-66-7	Al-26	0.025 +/- 0.066	0.128	U,G
14596-10-2	Am-241	-0.53 +/- 0.69	1.32	U,G
13966-02-4	Be-7	0.36 +/- 0.91	1.58	U,G
14913-49-6	Bi-212	0.5 +/- 1.6	2.7	U,G
14733-03-0	Bi-214	0.89 +/- 0.29	0.36	G,J
13982-30-4	Ce-139	0.090 +/- 0.074	0.115	U,G
14762-78-8	Ce-144	-0.05 +/- 0.43	0.77	U,G
14093-03-9	Co-56	-0.02 +/- 0.22	0.43	U,G
13981-50-5	Co-57	-0.014 +/- 0.062	0.112	U,G
13981-38-9	Co-58	0 +/- 0.11	0.20	U,G
10198-40-0	Co-60	-0.037 +/- 0.089	0.194	U,G
14392-02-0	Cr-51	-0.6 +/- 1.1	2.1	U,G
13967-70-9	Cs-134	0.006 +/- 0.093	0.169	U,G

Comments:

Qualifiers/Flags:

U - Result is less than the sample specific MDC or less than the associated TPU

Y1 - Chemical Yield is in control at 100-110%. Quantitative Yield is assumed.

Y2 - Chemical Yield outside default limits.

LT - Result is less than Requested MDC, greater than sample specific MDC.

M3 - The requested MDC was not met, but the reported activity is greater than the reported MDC.

M - The requested MDC was not met.

SQ - Spectral quality prevents accurate quantitation.

SI - Nuclide identification and/or quantitation is tentative.

TI - Nuclide identification is tentative.

R - Nuclide has exceeded 8 halflives.

G - Sample density differs by more than 15% of LCS density.

Abbreviations:

TPU - Total Propagated Uncertainty (see PAI SOP 743)

MDC - Minimum Detectable Concentration (see PAI SOP 709)

BDL - Below Detection Limit

Data Package ID: *GSS0408125-1*

Gamma Spectroscopy Results

PAI 713 Rev 8

Sample Results

Lab Name: Paragon Analytics
Work Order Number: 0408125
Client Name: New World Technologies
ClientProject ID: Ravenna GA00563

Field ID: SU2-H5
Lab ID: 0408125-16

Library: FANP

Sample Matrix: SOIL
Prep SOP: PAI 739 Rev 8
Date Collected: 11-Aug-04
Date Prepared: 30-Aug-04
Date Analyzed: 09-Sep-04

Prep Batch: GS040901-1
QCBatchID: GS040901-1-1
Run ID: GS040901-1C
Count Time: 30 minutes
Report Basis: Dry Weight

Final Aliquot: 292 g
Prep Basis: Dry Weight
Moisture(%): NA
Result Units: pCi/g
File Name: 042184D01A

CASNO	Target Nuclide	Result +/- 2 s TPU	MDC	Lab Qualifier
10045-97-3	Cs-137	0.020 +/- 0.090	0.162	U,G
14683-23-9	Eu-152	0.30 +/- 0.49	0.83	U,G
15585-10-1	Eu-154	0.15 +/- 0.65	1.17	U,G
14391-16-3	Eu-155	0.09 +/- 0.29	0.49	U,G
14596-12-4	Fe-59	-0.11 +/- 0.26	0.54	U,G
10043-66-0	I-131	-0.5 +/- 1.0	1.9	U,G
13966-00-2	K-40	9.8 +/- 2.8	2.8	G
13966-31-9	Mn-54	-0.13 +/- 0.10	0.22	U,G
13966-32-0	Na-22	0.03 +/- 0.11	0.20	U,G
14681-63-1	Nb-94	0.028 +/- 0.096	0.169	U,G
13967-76-5	Nb-95	-0.03 +/- 0.13	0.25	U,G
15100-28-4	Pa-234m	11 +/- 18	31	U,G
15092-94-1	Pb-212	1.31 +/- 0.27	0.23	G
15067-28-4	Pb-214	1.06 +/- 0.26	0.36	G,J
13967-48-1	Ru-106	0 +/- 0.72	1.36	U,G

Comments:

Qualifiers/Flags:

U - Result is less than the sample specific MDC or less than the associated TPU

Y1 - Chemical Yield is in control at 100-110%. Quantitative Yield is assumed.

Y2 - Chemical Yield outside default limits.

LT - Result is less than Requested MDC, greater than sample specific MDC.

M3 - The requested MDC was not met, but the reported activity is greater than the reported MDC.

M - The requested MDC was not met.

SQ - Spectral quality prevents accurate quantitation.

SI - Nuclide identification and/or quantitation is tentative.

TI - Nuclide identification is tentative.

R - Nuclide has exceeded 8 halflives.

G - Sample density differs by more than 15% of LCS density.

Abbreviations:

TPU - Total Propagated Uncertainty (see PAI SOP 743)

MDC - Minimum Detectable Concentration (see PAI SOP 709)

BDL - Below Detection Limit

Data Package ID: *GSS0408125-1*

Gamma Spectroscopy Results

PAI 713 Rev 8

Sample Results

Lab Name: Paragon Analytics
Work Order Number: 0408125
Client Name: New World Technologies
ClientProject ID: Ravenna GA00563

Field ID: SU2-H5
Lab ID: 0408125-16

Library: FANP

Sample Matrix: SOIL
Prep SOP: PAI 739 Rev 8
Date Collected: 11-Aug-04
Date Prepared: 30-Aug-04
Date Analyzed: 09-Sep-04

Prep Batch: GS040901-1
QCBatchID: GS040901-1-1
Run ID: GS040901-1C
Count Time: 30 minutes
Report Basis: Dry Weight

Final Aliquot: 292 g
Prep Basis: Dry Weight
Moisture(%): NA
Result Units: pCi/g
File Name: 042184D01A

CASNO	Target Nuclide	Result +/- 2 s TPU	MDC	Lab Qualifier
14683-10-4	Sb-124	0.01 +/- 0.13	0.23	U,G
14234-35-6	Sb-125	0.06 +/- 0.24	0.42	U,G
13967-63-0	Sc-46	-0.03 +/- 0.10	0.20	U,G
15623-47-9	Th-227	0.43 +/- 0.75	1.20	U,G
15065-10-8	Th-234	1.7 +/- 1.7	2.7	U,G
14913-50-9	Tl-208	0.33 +/- 0.13	0.15	G
15117-96-1	U-235	0.32 +/- 0.48	0.80	U,G
13982-39-3	Zn-65	0.02 +/- 0.24	0.44	U,G

Comments:

Qualifiers/Flags:

U - Result is less than the sample specific MDC or less than the associated TPU

Y1 - Chemical Yield is in control at 100-110%. Quantitative Yield is assumed.

Y2 - Chemical Yield outside default limits.

LT - Result is less than Requested MDC, greater than sample specific MDC.

M3 - The requested MDC was not met, but the reported activity is greater than the reported MDC.

M - The requested MDC was not met.

SQ - Spectral quality prevents accurate quantitation.

SI - Nuclide identification and/or quantitation is tentative.

TI - Nuclide identification is tentative.

R - Nuclide has exceeded 8 halflives.

G - Sample density differs by more then 15% of LCS density.

Abbreviations:

TPU - Total Propagated Uncertainty (see PAI SOP 743)

MDC - Minimum Detectable Concentration (see PAI SOP 709)

BDL - Below Detection Limit

Data Package ID: *GSS0408125-1*

Gamma Spectroscopy Results

PAI 713 Rev 8

Sample Results

Lab Name: Paragon Analytics
Work Order Number: 0408125
Client Name: New World Technologies
ClientProject ID: Ravenna GA00563

Field ID: SU2-I3
Lab ID: 0408125-17

Library: FANP

Sample Matrix: SOIL
Prep SOP: PAI 739 Rev 8
Date Collected: 11-Aug-04
Date Prepared: 30-Aug-04
Date Analyzed: 09-Sep-04

Prep Batch: GS040901-1
QCBatchID: GS040901-1-1
Run ID: GS040901-1C
Count Time: 30 minutes
Report Basis: Dry Weight

Final Aliquot: 331 g
Prep Basis: Dry Weight
Moisture(%): NA
Result Units: pCi/g
File Name: 041490D03A

CASNO	Target Nuclide	Result +/- 2 s TPU	MDC	Lab Qualifier
14331-83-0	Ac-228	1.02 +/- 0.22	0.29	G
14391-76-5	Ag-110m	-0.012 +/- 0.042	0.077	U,G
14682-66-7	Al-26	0.015 +/- 0.030	0.053	U,G
14596-10-2	Am-241	0.07 +/- 0.33	0.56	U,G
13966-02-4	Be-7	-0.04 +/- 0.50	0.88	U,G
14913-49-6	Bi-212	0.95 +/- 0.79	1.24	U,G
14733-03-0	Bi-214	0.78 +/- 0.18	0.21	G,J
13982-30-4	Ce-139	0.015 +/- 0.047	0.080	U,G
14762-78-8	Ce-144	-0.01 +/- 0.33	0.57	U,G
14093-03-9	Co-56	0.12 +/- 0.11	0.18	U,G
13981-50-5	Co-57	-0.007 +/- 0.041	0.071	U,G
13981-38-9	Co-58	-0.009 +/- 0.053	0.097	U,G
10198-40-0	Co-60	0.011 +/- 0.047	0.083	U,G
14392-02-0	Cr-51	-0.26 +/- 0.66	1.19	U,G
13967-70-9	Cs-134	0.054 +/- 0.043	0.067	U,G

Comments:

Qualifiers/Flags:

U - Result is less than the sample specific MDC or less than the associated TPU

Y1 - Chemical Yield is in control at 100-110%. Quantitative Yield is assumed.

Y2 - Chemical Yield outside default limits.

LT - Result is less than Requested MDC, greater than sample specific MDC.

M3 - The requested MDC was not met, but the reported activity is greater than the reported MDC.

M - The requested MDC was not met.

SQ - Spectral quality prevents accurate quantitation.

SI - Nuclide identification and/or quantitation is tentative.

TI - Nuclide identification is tentative.

R - Nuclide has exceeded 8 halflives.

G - Sample density differs by more than 15% of LCS density.

Abbreviations:

TPU - Total Propagated Uncertainty (see PAI SOP 743)

MDC - Minimum Detectable Concentration (see PAI SOP 709)

BDL - Below Detection Limit

Data Package ID: *GSS0408125-1*

Gamma Spectroscopy Results

PAI 713 Rev 8

Sample Results

Lab Name: Paragon Analytics
Work Order Number: 0408125
Client Name: New World Technologies
ClientProject ID: Ravenna GA00563

Field ID: SU2-I3
Lab ID: 0408125-17

Library: FANP

Sample Matrix: SOIL
Prep SOP: PAI 739 Rev 8
Date Collected: 11-Aug-04
Date Prepared: 30-Aug-04
Date Analyzed: 09-Sep-04

Prep Batch: GS040901-1
QCBatchID: GS040901-1-1
Run ID: GS040901-1C
Count Time: 30 minutes
Report Basis: Dry Weight

Final Aliquot: 331 g
Prep Basis: Dry Weight
Moisture(%): NA
Result Units: pCi/g
File Name: 041490D03A

CASNO	Target Nuclide	Result +/- 2 s TPU	MDC	Lab Qualifier
10045-97-3	Cs-137	0.022 +/- 0.047	0.079	U,G
14683-23-9	Eu-152	0.13 +/- 0.26	0.45	U,G
15585-10-1	Eu-154	0 +/- 0.25	0.46	U,G
14391-16-3	Eu-155	0.08 +/- 0.18	0.30	U,G
14596-12-4	Fe-59	-0.04 +/- 0.12	0.23	U,G
10043-66-0	I-131	0.21 +/- 0.51	0.87	U,G
13966-00-2	K-40	12.6 +/- 2.0	1.0	G
13966-31-9	Mn-54	0.043 +/- 0.048	0.078	U,G
13966-32-0	Na-22	0.005 +/- 0.054	0.096	U,G
14681-63-1	Nb-94	-0.004 +/- 0.046	0.082	U,G
13967-76-5	Nb-95	0.015 +/- 0.061	0.106	U,G
15100-28-4	Pa-234m	4.9 +/- 9.0	15.2	U,G
15092-94-1	Pb-212	1.07 +/- 0.19	0.16	G
15067-28-4	Pb-214	0.81 +/- 0.16	0.17	G,J
13967-48-1	Ru-106	0.19 +/- 0.44	0.74	U,G

Comments:

Qualifiers/Flags:

U - Result is less than the sample specific MDC or less than the associated TPU

Y1 - Chemical Yield is in control at 100-110%. Quantitative Yield is assumed.

Y2 - Chemical Yield outside default limits.

LT - Result is less than Requested MDC, greater than sample specific MDC.

M3 - The requested MDC was not met, but the reported activity is greater than the reported MDC.

M - The requested MDC was not met.

SQ - Spectral quality prevents accurate quantitation.

SI - Nuclide identification and/or quantitation is tentative.

TI - Nuclide identification is tentative.

R - Nuclide has exceeded 8 halflives.

G - Sample density differs by more than 15% of LCS density.

Abbreviations:

TPU - Total Propagated Uncertainty (see PAI SOP 743)

MDC - Minimum Detectable Concentration (see PAI SOP 709)

BDL - Below Detection Limit

Data Package ID: *GSS0408125-1*

Gamma Spectroscopy Results

PAI 713 Rev 8

Sample Results

Lab Name: Paragon Analytics
Work Order Number: 0408125
Client Name: New World Technologies
ClientProject ID: Ravenna GA00563

Field ID: SU2-I3
Lab ID: 0408125-17

Library: FANP

Sample Matrix: SOIL
Prep SOP: PAI 739 Rev 8
Date Collected: 11-Aug-04
Date Prepared: 30-Aug-04
Date Analyzed: 09-Sep-04

Prep Batch: GS040901-1
QCBatchID: GS040901-1-1
Run ID: GS040901-1C
Count Time: 30 minutes
Report Basis: Dry Weight

Final Aliquot: 331 g
Prep Basis: Dry Weight
Moisture(%): NA
Result Units: pCi/g
File Name: 041490D03A

CASNO	Target Nuclide	Result +/- 2 s TPU	MDC	Lab Qualifier
14683-10-4	Sb-124	0.074 +/- 0.070	0.112	U,G
14234-35-6	Sb-125	0.06 +/- 0.11	0.20	U,G
13967-63-0	Sc-46	-0.038 +/- 0.057	0.108	U,G
15623-47-9	Th-227	-0.23 +/- 0.52	0.91	U,G
15065-10-8	Th-234	0.9 +/- 1.1	1.8	U,G
14913-50-9	Tl-208	0.336 +/- 0.082	0.085	G
15117-96-1	U-235	0.19 +/- 0.30	0.50	U,G
13982-39-3	Zn-65	0 +/- 0.20	0.34	U,G

Comments:

Qualifiers/Flags:

U - Result is less than the sample specific MDC or less than the associated TPU

Y1 - Chemical Yield is in control at 100-110%. Quantitative Yield is assumed.

Y2 - Chemical Yield outside default limits.

LT - Result is less than Requested MDC, greater than sample specific MDC.

M3 - The requested MDC was not met, but the reported activity is greater than the reported MDC.

M - The requested MDC was not met.

SQ - Spectral quality prevents accurate quantitation.

SI - Nuclide identification and/or quantitation is tentative.

TI - Nuclide identification is tentative.

R - Nuclide has exceeded 8 halflives.

G - Sample density differs by more than 15% of LCS density.

Abbreviations:

TPU - Total Propagated Uncertainty (see PAI SOP 743)

MDC - Minimum Detectable Concentration (see PAI SOP 709)

BDL - Below Detection Limit

Data Package ID: *GSS0408125-1*

Gamma Spectroscopy Results

PAI 713 Rev 8

Sample Results

Lab Name: Paragon Analytics
Work Order Number: 0408125
Client Name: New World Technologies
ClientProject ID: Ravenna GA00563

Field ID: SU2-H3
Lab ID: 0408125-18

Library: FANP

Sample Matrix: SOIL
Prep SOP: PAI 739 Rev 8
Date Collected: 11-Aug-04
Date Prepared: 30-Aug-04
Date Analyzed: 09-Sep-04

Prep Batch: GS040901-1
QCBatchID: GS040901-1-1
Run ID: GS040901-1C
Count Time: 30 minutes
Report Basis: Dry Weight

Final Aliquot: 300 g
Prep Basis: Dry Weight
Moisture(%): NA
Result Units: pCi/g
File Name: 041536D08A

CASNO	Target Nuclide	Result +/- 2 s TPU	MDC	Lab Qualifier
14331-83-0	Ac-228	1.10 +/- 0.33	0.49	G
14391-76-5	Ag-110m	0.030 +/- 0.076	0.133	U,G
14682-66-7	Al-26	-0.058 +/- 0.082	0.194	U,G
14596-10-2	Am-241	0.03 +/- 0.14	0.24	U,G
13966-02-4	Be-7	0.12 +/- 0.73	1.33	U,G
14913-49-6	Bi-212	1.8 +/- 1.2	1.8	G,TI
14733-03-0	Bi-214	0.96 +/- 0.27	0.31	G,J
13982-30-4	Ce-139	0.003 +/- 0.052	0.092	U,G
14762-78-8	Ce-144	-0.27 +/- 0.37	0.69	U,G
14093-03-9	Co-56	0.12 +/- 0.21	0.36	U,G
13981-50-5	Co-57	0.003 +/- 0.043	0.076	U,G
13981-38-9	Co-58	-0.017 +/- 0.074	0.151	U,G
10198-40-0	Co-60	-0.046 +/- 0.077	0.171	U,G
14392-02-0	Cr-51	0.2 +/- 1.0	1.9	U,G
13967-70-9	Cs-134	0.048 +/- 0.076	0.128	U,G

Comments:

Qualifiers/Flags:

U - Result is less than the sample specific MDC or less than the associated TPU

Y1 - Chemical Yield is in control at 100-110%. Quantitative Yield is assumed.

Y2 - Chemical Yield outside default limits.

LT - Result is less than Requested MDC, greater than sample specific MDC.

M3 - The requested MDC was not met, but the reported activity is greater than the reported MDC.

M - The requested MDC was not met.

SQ - Spectral quality prevents accurate quantitation.

SI - Nuclide identification and/or quantitation is tentative.

TI - Nuclide identification is tentative.

R - Nuclide has exceeded 8 halflives.

G - Sample density differs by more than 15% of LCS density.

Abbreviations:

TPU - Total Propagated Uncertainty (see PAI SOP 743)

MDC - Minimum Detectable Concentration (see PAI SOP 709)

BDL - Below Detection Limit

Data Package ID: *GSS0408125-1*

Gamma Spectroscopy Results

PAI 713 Rev 8

Sample Results

Lab Name: Paragon Analytics
Work Order Number: 0408125
Client Name: New World Technologies
ClientProject ID: Ravenna GA00563

Field ID: SU2-H3
Lab ID: 0408125-18

Library: FANP

Sample Matrix: SOIL
Prep SOP: PAI 739 Rev 8
Date Collected: 11-Aug-04
Date Prepared: 30-Aug-04
Date Analyzed: 09-Sep-04

Prep Batch: GS040901-1
QCBatchID: GS040901-1-1
Run ID: GS040901-1C
Count Time: 30 minutes
Report Basis: Dry Weight

Final Aliquot: 300 g
Prep Basis: Dry Weight
Moisture(%): NA
Result Units: pCi/g
File Name: 041536D08A

CASNO	Target Nuclide	Result +/- 2 s TPU	MDC	Lab Qualifier
10045-97-3	Cs-137	-0.036 +/- 0.078	0.155	U,G
14683-23-9	Eu-152	0.09 +/- 0.43	0.80	U,G
15585-10-1	Eu-154	-0.07 +/- 0.46	0.89	U,G
14391-16-3	Eu-155	0.19 +/- 0.17	0.26	U,G
14596-12-4	Fe-59	0.05 +/- 0.22	0.40	U,G
10043-66-0	I-131	-0.41 +/- 0.69	1.37	U,G
13966-00-2	K-40	16.1 +/- 3.2	1.6	G
13966-31-9	Mn-54	0.057 +/- 0.073	0.118	U,G
13966-32-0	Na-22	-0.027 +/- 0.085	0.175	U,G
14681-63-1	Nb-94	0.030 +/- 0.089	0.156	U,G
13967-76-5	Nb-95	-0.11 +/- 0.11	0.22	U,G
15100-28-4	Pa-234m	-2 +/- 13	26	U,G
15092-94-1	Pb-212	1.36 +/- 0.26	0.18	G
15067-28-4	Pb-214	0.91 +/- 0.21	0.24	G,J
13967-48-1	Ru-106	-0.25 +/- 0.73	1.41	U,G

Comments:

Qualifiers/Flags:

U - Result is less than the sample specific MDC or less than the associated TPU

Y1 - Chemical Yield is in control at 100-110%. Quantitative Yield is assumed.

Y2 - Chemical Yield outside default limits.

LT - Result is less than Requested MDC, greater than sample specific MDC.

M3 - The requested MDC was not met, but the reported activity is greater than the reported MDC.

M - The requested MDC was not met.

SQ - Spectral quality prevents accurate quantitation.

SI - Nuclide identification and/or quantitation is tentative.

TI - Nuclide identification is tentative.

R - Nuclide has exceeded 8 halflives.

G - Sample density differs by more than 15% of LCS density.

Abbreviations:

TPU - Total Propagated Uncertainty (see PAI SOP 743)

MDC - Minimum Detectable Concentration (see PAI SOP 709)

BDL - Below Detection Limit

Data Package ID: *GSS0408125-1*

Gamma Spectroscopy Results

PAI 713 Rev 8

Sample Results

Lab Name: Paragon Analytics
Work Order Number: 0408125
Client Name: New World Technologies
ClientProject ID: Ravenna GA00563

Field ID: SU2-H3
Lab ID: 0408125-18

Library: FANP

Sample Matrix: SOIL
Prep SOP: PAI 739 Rev 8
Date Collected: 11-Aug-04
Date Prepared: 30-Aug-04
Date Analyzed: 09-Sep-04

Prep Batch: GS040901-1
QCBatchID: GS040901-1-1
Run ID: GS040901-1C
Count Time: 30 minutes
Report Basis: Dry Weight

Final Aliquot: 300 g
Prep Basis: Dry Weight
Moisture(%): NA
Result Units: pCi/g
File Name: 041536D08A

CASNO	Target Nuclide	Result +/- 2 s TPU	MDC	Lab Qualifier
14683-10-4	Sb-124	-0.04 +/- 0.10	0.20	U,G
14234-35-6	Sb-125	0.03 +/- 0.17	0.31	U,G
13967-63-0	Sc-46	-0.02 +/- 0.11	0.21	U,G
15623-47-9	Th-227	0.04 +/- 0.48	0.84	U,G
15065-10-8	Th-234	0.9 +/- 1.1	1.8	U,G
14913-50-9	Tl-208	0.48 +/- 0.14	0.13	G
15117-96-1	U-235	0.11 +/- 0.34	0.58	U,G
13982-39-3	Zn-65	0.10 +/- 0.36	0.62	U,G

Comments:

Qualifiers/Flags:

U - Result is less than the sample specific MDC or less than the associated TPU

Y1 - Chemical Yield is in control at 100-110%. Quantitative Yield is assumed.

Y2 - Chemical Yield outside default limits.

LT - Result is less than Requested MDC, greater than sample specific MDC.

M3 - The requested MDC was not met, but the reported activity is greater than the reported MDC.

M - The requested MDC was not met.

SQ - Spectral quality prevents accurate quantitation.

SI - Nuclide identification and/or quantitation is tentative.

TI - Nuclide identification is tentative.

R - Nuclide has exceeded 8 halflives.

G - Sample density differs by more than 15% of LCS density.

Abbreviations:

TPU - Total Propagated Uncertainty (see PAI SOP 743)

MDC - Minimum Detectable Concentration (see PAI SOP 709)

BDL - Below Detection Limit

Data Package ID: *GSS0408125-1*

Gamma Spectroscopy Results

PAI 713 Rev 8

Sample Results

Lab Name: Paragon Analytics
Work Order Number: 0408125
Client Name: New World Technologies
ClientProject ID: Ravenna GA00563

Field ID: SU3-B3
Lab ID: 0408125-19

Library: FANP

Sample Matrix: SOIL
Prep SOP: PAI 739 Rev 8
Date Collected: 11-Aug-04
Date Prepared: 30-Aug-04
Date Analyzed: 09-Sep-04

Prep Batch: GS040901-1
QCBatchID: GS040901-1-1
Run ID: GS040901-1C
Count Time: 30 minutes
Report Basis: Dry Weight

Final Aliquot: 306 g
Prep Basis: Dry Weight
Moisture(%): NA
Result Units: pCi/g
File Name: 041491D03A

CASNO	Target Nuclide	Result +/- 2 s TPU	MDC	Lab Qualifier
14331-83-0	Ac-228	0.44 +/- 0.19	0.24	LT,G,TI
14391-76-5	Ag-110m	0.005 +/- 0.066	0.114	U,G
14682-66-7	Al-26	0.025 +/- 0.041	0.070	U,G
14596-10-2	Am-241	0.14 +/- 0.29	0.50	U,G
13966-02-4	Be-7	-0.07 +/- 0.47	0.84	U,G
14913-49-6	Bi-212	0.74 +/- 0.52	0.77	U,G
14733-03-0	Bi-214	0.21 +/- 0.13	0.21	U,G,J
13982-30-4	Ce-139	-0.003 +/- 0.039	0.069	U,G
14762-78-8	Ce-144	0.11 +/- 0.29	0.49	U,G
14093-03-9	Co-56	0.050 +/- 0.094	0.160	U,G
13981-50-5	Co-57	0.019 +/- 0.037	0.062	U,G
13981-38-9	Co-58	0 +/- 0.053	0.095	U,G
10198-40-0	Co-60	0.019 +/- 0.046	0.080	U,G
14392-02-0	Cr-51	0.80 +/- 0.65	1.01	U,G
13967-70-9	Cs-134	0 +/- 0.080	0.138	U,G

Comments:

Qualifiers/Flags:

U - Result is less than the sample specific MDC or less than the associated TPU

Y1 - Chemical Yield is in control at 100-110%. Quantitative Yield is assumed.

Y2 - Chemical Yield outside default limits.

LT - Result is less than Requested MDC, greater than sample specific MDC.

M3 - The requested MDC was not met, but the reported activity is greater than the reported MDC.

M - The requested MDC was not met.

SQ - Spectral quality prevents accurate quantitation.

SI - Nuclide identification and/or quantitation is tentative.

TI - Nuclide identification is tentative.

R - Nuclide has exceeded 8 halflives.

G - Sample density differs by more than 15% of LCS density.

Abbreviations:

TPU - Total Propagated Uncertainty (see PAI SOP 743)

MDC - Minimum Detectable Concentration (see PAI SOP 709)

BDL - Below Detection Limit

Data Package ID: *GSS0408125-1*

Gamma Spectroscopy Results

PAI 713 Rev 8

Sample Results

Lab Name: Paragon Analytics
Work Order Number: 0408125
Client Name: New World Technologies
ClientProject ID: Ravenna GA00563

Field ID: SU3-B3
Lab ID: 0408125-19

Library: FANP

Sample Matrix: SOIL
Prep SOP: PAI 739 Rev 8
Date Collected: 11-Aug-04
Date Prepared: 30-Aug-04
Date Analyzed: 09-Sep-04

Prep Batch: GS040901-1
QCBatchID: GS040901-1-1
Run ID: GS040901-1C
Count Time: 30 minutes
Report Basis: Dry Weight

Final Aliquot: 306 g
Prep Basis: Dry Weight
Moisture(%): NA
Result Units: pCi/g
File Name: 041491D03A

CASNO	Target Nuclide	Result +/- 2 s TPU	MDC	Lab Qualifier
10045-97-3	Cs-137	0.330 +/- 0.080	0.073	G
14683-23-9	Eu-152	-0.06 +/- 0.16	0.33	U,G
15585-10-1	Eu-154	0.07 +/- 0.22	0.38	U,G
14391-16-3	Eu-155	0.03 +/- 0.16	0.27	U,G
14596-12-4	Fe-59	-0.06 +/- 0.13	0.25	U,G
10043-66-0	I-131	-0.56 +/- 0.53	1.00	U,G
13966-00-2	K-40	5.6 +/- 1.2	1.0	G
13966-31-9	Mn-54	-0.016 +/- 0.042	0.079	U,G
13966-32-0	Na-22	0.003 +/- 0.047	0.085	U,G
14681-63-1	Nb-94	0 +/- 0.046	0.081	U,G
13967-76-5	Nb-95	0.009 +/- 0.052	0.093	U,G
15100-28-4	Pa-234m	-0.5 +/- 8.3	15.0	U,G
15092-94-1	Pb-212	0.36 +/- 0.11	0.15	G
15067-28-4	Pb-214	0.25 +/- 0.10	0.17	G,J
13967-48-1	Ru-106	-0.33 +/- 0.48	0.90	U,G

Comments:

Qualifiers/Flags:

U - Result is less than the sample specific MDC or less than the associated TPU

Y1 - Chemical Yield is in control at 100-110%. Quantitative Yield is assumed.

Y2 - Chemical Yield outside default limits.

LT - Result is less than Requested MDC, greater than sample specific MDC.

M3 - The requested MDC was not met, but the reported activity is greater than the reported MDC.

M - The requested MDC was not met.

SQ - Spectral quality prevents accurate quantitation.

SI - Nuclide identification and/or quantitation is tentative.

TI - Nuclide identification is tentative.

R - Nuclide has exceeded 8 halflives.

G - Sample density differs by more than 15% of LCS density.

Abbreviations:

TPU - Total Propagated Uncertainty (see PAI SOP 743)

MDC - Minimum Detectable Concentration (see PAI SOP 709)

BDL - Below Detection Limit

Data Package ID: *GSS0408125-1*

Gamma Spectroscopy Results

PAI 713 Rev 8

Sample Results

Lab Name: Paragon Analytics
Work Order Number: 0408125
Client Name: New World Technologies
ClientProject ID: Ravenna GA00563

Field ID: SU3-B3
Lab ID: 0408125-19

Library: FANP

Sample Matrix: SOIL
Prep SOP: PAI 739 Rev 8
Date Collected: 11-Aug-04
Date Prepared: 30-Aug-04
Date Analyzed: 09-Sep-04

Prep Batch: GS040901-1
QCBatchID: GS040901-1-1
Run ID: GS040901-1C
Count Time: 30 minutes
Report Basis: Dry Weight

Final Aliquot: 306 g
Prep Basis: Dry Weight
Moisture(%): NA
Result Units: pCi/g
File Name: 041491D03A

CASNO	Target Nuclide	Result +/- 2 s TPU	MDC	Lab Qualifier
14683-10-4	Sb-124	0.018 +/- 0.065	0.112	U,G
14234-35-6	Sb-125	0.08 +/- 0.12	0.20	U,G
13967-63-0	Sc-46	0.026 +/- 0.051	0.087	U,G
15623-47-9	Th-227	-0.03 +/- 0.47	0.81	U,G
15065-10-8	Th-234	0.29 +/- 0.71	1.20	U,G
14913-50-9	Tl-208	0.133 +/- 0.062	0.088	G
15117-96-1	U-235	-0.06 +/- 0.28	0.49	U,G
13982-39-3	Zn-65	-0.17 +/- 0.11	0.23	U,G

Comments:

Qualifiers/Flags:

U - Result is less than the sample specific MDC or less than the associated TPU

Y1 - Chemical Yield is in control at 100-110%. Quantitative Yield is assumed.

Y2 - Chemical Yield outside default limits.

LT - Result is less than Requested MDC, greater than sample specific MDC.

M3 - The requested MDC was not met, but the reported activity is greater than the reported MDC.

M - The requested MDC was not met.

SQ - Spectral quality prevents accurate quantitation.

SI - Nuclide identification and/or quantitation is tentative.

TI - Nuclide identification is tentative.

R - Nuclide has exceeded 8 halflives.

G - Sample density differs by more than 15% of LCS density.

Abbreviations:

TPU - Total Propagated Uncertainty (see PAI SOP 743)

MDC - Minimum Detectable Concentration (see PAI SOP 709)

BDL - Below Detection Limit

Data Package ID: *GSS0408125-1*

Gamma Spectroscopy Results

PAI 713 Rev 8

Sample Results

Lab Name: Paragon Analytics
Work Order Number: 0408125
Client Name: New World Technologies
ClientProject ID: Ravenna GA00563

Field ID: SU3-A2
Lab ID: 0408125-20

Library: FANP

Sample Matrix: SOIL
Prep SOP: PAI 739 Rev 8
Date Collected: 11-Aug-04
Date Prepared: 30-Aug-04
Date Analyzed: 09-Sep-04

Prep Batch: GS040901-1
QCBatchID: GS040901-1-1
Run ID: GS040901-1C
Count Time: 30 minutes
Report Basis: Dry Weight

Final Aliquot: 264 g
Prep Basis: Dry Weight
Moisture(%): NA
Result Units: pCi/g
File Name: 041537D08A

CASNO	Target Nuclide	Result +/- 2 s TPU	MDC	Lab Qualifier
14331-83-0	Ac-228	0.83 +/- 0.34	0.62	LT,G
14391-76-5	Ag-110m	-0.03 +/- 0.11	0.21	U,G
14682-66-7	Al-26	0.009 +/- 0.055	0.120	U,G
14596-10-2	Am-241	0 +/- 0.14	0.24	U,G
13966-02-4	Be-7	-0.20 +/- 0.82	1.58	U,G
14913-49-6	Bi-212	1.3 +/- 1.3	2.1	U,G
14733-03-0	Bi-214	0.58 +/- 0.25	0.32	G,J
13982-30-4	Ce-139	0.013 +/- 0.057	0.100	U,G
14762-78-8	Ce-144	0.04 +/- 0.32	0.57	U,G
14093-03-9	Co-56	0.28 +/- 0.25	0.38	U,G
13981-50-5	Co-57	0.028 +/- 0.041	0.068	U,G
13981-38-9	Co-58	0.010 +/- 0.059	0.118	U,G
10198-40-0	Co-60	0.029 +/- 0.083	0.152	U,G
14392-02-0	Cr-51	0.3 +/- 1.3	2.2	U,G
13967-70-9	Cs-134	-0.043 +/- 0.087	0.170	U,G

Comments:

Qualifiers/Flags:

U - Result is less than the sample specific MDC or less than the associated TPU

Y1 - Chemical Yield is in control at 100-110%. Quantitative Yield is assumed.

Y2 - Chemical Yield outside default limits.

LT - Result is less than Requested MDC, greater than sample specific MDC.

M3 - The requested MDC was not met, but the reported activity is greater than the reported MDC.

M - The requested MDC was not met.

SQ - Spectral quality prevents accurate quantitation.

SI - Nuclide identification and/or quantitation is tentative.

TI - Nuclide identification is tentative.

R - Nuclide has exceeded 8 halflives.

G - Sample density differs by more than 15% of LCS density.

Abbreviations:

TPU - Total Propagated Uncertainty (see PAI SOP 743)

MDC - Minimum Detectable Concentration (see PAI SOP 709)

BDL - Below Detection Limit

Data Package ID: *GSS0408125-1*

Gamma Spectroscopy Results

PAI 713 Rev 8

Sample Results

Lab Name: Paragon Analytics
Work Order Number: 0408125
Client Name: New World Technologies
ClientProject ID: Ravenna GA00563

Field ID: SU3-A2
Lab ID: 0408125-20

Library: FANP

Sample Matrix: SOIL
Prep SOP: PAI 739 Rev 8
Date Collected: 11-Aug-04
Date Prepared: 30-Aug-04
Date Analyzed: 09-Sep-04

Prep Batch: GS040901-1
QCBatchID: GS040901-1-1
Run ID: GS040901-1C
Count Time: 30 minutes
Report Basis: Dry Weight

Final Aliquot: 264 g
Prep Basis: Dry Weight
Moisture(%): NA
Result Units: pCi/g
File Name: 041537D08A

CASNO	Target Nuclide	Result +/- 2 s TPU	MDC	Lab Qualifier
10045-97-3	Cs-137	0.34 +/- 0.13	0.14	G
14683-23-9	Eu-152	-0.02 +/- 0.49	0.96	U,G
15585-10-1	Eu-154	-0.66 +/- 0.44	1.06	U,G
14391-16-3	Eu-155	0.02 +/- 0.17	0.30	U,G
14596-12-4	Fe-59	-0.10 +/- 0.22	0.47	U,G
10043-66-0	I-131	-0.13 +/- 0.70	1.35	U,G
13966-00-2	K-40	6.6 +/- 2.0	1.7	G
13966-31-9	Mn-54	-0.024 +/- 0.084	0.167	U,G
13966-32-0	Na-22	0.016 +/- 0.084	0.160	U,G
14681-63-1	Nb-94	-0.013 +/- 0.081	0.154	U,G
13967-76-5	Nb-95	0.03 +/- 0.11	0.20	U,G
15100-28-4	Pa-234m	-1 +/- 13	26	U,G
15092-94-1	Pb-212	0.71 +/- 0.22	0.26	G
15067-28-4	Pb-214	0.96 +/- 0.23	0.26	G,J
13967-48-1	Ru-106	0.51 +/- 0.90	1.52	U,G

Comments:

Qualifiers/Flags:

U - Result is less than the sample specific MDC or less than the associated TPU

Y1 - Chemical Yield is in control at 100-110%. Quantitative Yield is assumed.

Y2 - Chemical Yield outside default limits.

LT - Result is less than Requested MDC, greater than sample specific MDC.

M3 - The requested MDC was not met, but the reported activity is greater than the reported MDC.

M - The requested MDC was not met.

SQ - Spectral quality prevents accurate quantitation.

SI - Nuclide identification and/or quantitation is tentative.

TI - Nuclide identification is tentative.

R - Nuclide has exceeded 8 halflives.

G - Sample density differs by more than 15% of LCS density.

Abbreviations:

TPU - Total Propagated Uncertainty (see PAI SOP 743)

MDC - Minimum Detectable Concentration (see PAI SOP 709)

BDL - Below Detection Limit

Data Package ID: *GSS0408125-1*

Gamma Spectroscopy Results

PAI 713 Rev 8

Sample Results

Lab Name: Paragon Analytics
Work Order Number: 0408125
Client Name: New World Technologies
ClientProject ID: Ravenna GA00563

Field ID: SU3-A2
Lab ID: 0408125-20

Library: FANP

Sample Matrix: SOIL
Prep SOP: PAI 739 Rev 8
Date Collected: 11-Aug-04
Date Prepared: 30-Aug-04
Date Analyzed: 09-Sep-04

Prep Batch: GS040901-1
QCBatchID: GS040901-1-1
Run ID: GS040901-1C
Count Time: 30 minutes
Report Basis: Dry Weight

Final Aliquot: 264 g
Prep Basis: Dry Weight
Moisture(%): NA
Result Units: pCi/g
File Name: 041537D08A

CASNO	Target Nuclide	Result +/- 2 s TPU	MDC	Lab Qualifier
14683-10-4	Sb-124	0.07 +/- 0.12	0.20	U,G
14234-35-6	Sb-125	-0.18 +/- 0.21	0.43	U,G
13967-63-0	Sc-46	0.014 +/- 0.079	0.151	U,G
15623-47-9	Th-227	0.21 +/- 0.55	0.91	U,G
15065-10-8	Th-234	1.1 +/- 1.1	1.8	U,G
14913-50-9	Tl-208	0.29 +/- 0.12	0.14	G
15117-96-1	U-235	-0.05 +/- 0.30	0.56	U,G
13982-39-3	Zn-65	-0.16 +/- 0.22	0.47	U,G

Comments:

Qualifiers/Flags:

U - Result is less than the sample specific MDC or less than the associated TPU

Y1 - Chemical Yield is in control at 100-110%. Quantitative Yield is assumed.

Y2 - Chemical Yield outside default limits.

LT - Result is less than Requested MDC, greater than sample specific MDC.

M3 - The requested MDC was not met, but the reported activity is greater than the reported MDC.

M - The requested MDC was not met.

SQ - Spectral quality prevents accurate quantitation.

SI - Nuclide identification and/or quantitation is tentative.

TI - Nuclide identification is tentative.

R - Nuclide has exceeded 8 halflives.

G - Sample density differs by more than 15% of LCS density.

Abbreviations:

TPU - Total Propagated Uncertainty (see PAI SOP 743)

MDC - Minimum Detectable Concentration (see PAI SOP 709)

BDL - Below Detection Limit

Data Package ID: *GSS0408125-1*

PARAGON ANALYTICS
225 Commerce Drive ◆ Fort Collins, CO 80524 ◆ (800) 443-1511 ◆ (970) 490-1511 ◆ FAX (970) 490-1522

September 17, 2004

Mr. Dan Spicuzza
New World Technology
322 Albert Street
Turtle Creek, PA 15145

Re: Paragon Workorder: 04-08-126
Client Project Name: Ravenna
Client Project Number: GA00563

Dear Mr. Spicuzza:

Three soil samples were received from New World Technology on August 13, 2004. The samples were scheduled for Gamma Spectroscopy (pages 1-136) analysis. The results for this analysis are contained in the enclosed reports.

Thank you for your confidence in Paragon Analytics. Should you have any questions, please call.

Sincerely,

Paragon Analytics
Lance Steere
Senior Project Manager

LRS/ja
Enclosure: Report

Paragon Analytics

Sample Number(s) Cross-Reference Table

Paragon OrderNum: 0408126
Client Name: New World Technologies
Client Project Name: Ravenna
Client Project Number: GA00563
Client PO Number: 40149

Client Sample	Lab Sample Number	COC Number	Matrix	Date Collected	Time Collected
SU3-A3	0408126-1		SOIL	11-Aug-04	10:40
SU3-B2	0408126-2		SOIL	11-Aug-04	11:00
SU1-E5	0408126-3		SOIL	10-Aug-04	10:00

Paragon Analytics
A Division of DataChem Laboratories, Inc.

225 Commerce Drive Fort Collins, CO 80524
800-443-1511 or (970) 490-1511 (970) 490-1522 Fax

Accession Number (LAB ID) 0408126

Chain-of-Custody Date 8-11-04 Page 1 of 1 **Originator:** Retain pink copy

Project Name / No.: Pueblo Sampler(s): Kowalski Turnaround (circle one) **Standard** or Rush (Due 9-13-04) Dispose Date 9-30-04 or Return to Client

Report To: GP0053
Phone: See Page 1 of 2
Fax:
E-mail:
Company:
Address:

Circle method (right); provide additional information as needed (comments).

Sample ID	Date	Time *	Lab ID	Matrix	Preservative (indicate type)	No. of Containers	VOCs SW8260B E624 E524.2	BTEX (only) SW8021B	SVOCs SW8270C E625	OC Pesticides SW8081A E608	PCBs SW8082 E608	Herbicides SW8151A	Explosives SW8330	TCLP Organics SW1311 SW8260B 8270C 8081A 8151A	TCLP Metals SW1311 SW6010B SW7471	Total Metals by ICP SW6010B 7470 7471 E200 ILMO	Dissolved Metals by ICP SW6010B 7470 E200 ILMO	Total Metals by ICP/MS SW6020 E200.8 ILMO	Dissolved Metals by ICP/MS SW6020 E200.8 ILMO	Hexavalent Chromium SW7196A Alkaline Digest? Y / N	Inorganic Anions SW9056 E300.0 (specify in comments)	Solids: Total E160.3 TDS E160.1 TSS E160.2	pH SW9040B SW9045C	TPH GRO DRO SW8015B (both)	Gross Alpha / Beta SW9310 E900.0	Actinides by Paragon SOP Pu / U / Am / Th / Cm / ___	Tritium E906.0	Total Alpha-Emitting Radium SW9315 E903.0	Radium 226 SW9320 E904.0	Radium 228 E903.1	Strontium 90 D5811-00	Strontium 89 D5811-00	Gamma Isotopes E901.1				
SU1-E4	8-11-04	0950		S	NA	1																										X					
SU1-F5	↓	1005		S		1																										X					
SU2-G5	8-11-04	0850		S		1																										X					
SU2-G2		0910		S		1																										X					
SU2-H5		0915		S		1																										X					
SU2-I3		0930		S		1																										X					
SU2-H3		1040		S		1																										X					
SU3-B3		1055		S		1																										X					
SU3-A2		1055		S		1																										X					
SU3-A3		1040		S		1																										X					
SU3-B2	↓	1100		S	↓	1																										X					

* Time Zone: EST CST MST PST Matrix Key: O = oil, S = soil, NS = non-soil solid, W = water, L = liquid, E = extract, F = filter

Comments:

Relinquished By: (1)	Relinquished By: (2)
Signature [signature]	Signature
Printed Name [illegible]	Printed Name
Date 8-11-04 Time 1800	Date Time
Company NWS	Company

Received By: (1)	Received By: (2)
Signature [signature]	Signature
Printed Name [illegible]	Printed Name
Date 8-13-04 Time 0940	Date Time
Company PAL	Company

Form 202r5.xls (4/6/04)

Paragon Analytics
A Division of DataChem Laboratories, Inc.

225 Commerce Drive Fort Collins, CO 80524
800-443-1511 or (970) 490-1511 (970) 490-1522 Fax

Accession Number (LAB ID) 0408126

Chain-of-Custody Date 8-10-04 Page 3 of 3

Originator: Retain pink copy

Project Name / No.: [illegible] Sampler(s): [illegible] Turnaround (circle one): Standard or Rush (Due 9-13-04) Dispose: Date 9-10-04 or Return to Client

Report To: 6A0058
Phone:
Fax: See page 1 of 3
E-mail:
Company:
Address:

Circle method (right); provide additional information as needed (comments).

Sample ID	Date	Time *	Lab ID	Matrix	Preservative (indicate type)	No. of Containers	VOCs SW8260B E624 E524.2	BTEX (only) SW8021B	SVOCs SW8270C E625	OC Pesticides SW8081A E608	PCBs SW8082 E608	Herbicides SW8151A	Explosives SW8330	TCLP Organics SW1311 SW8260B 8270C 8081A 8151A	TCLP Metals SW1311 SW6010B SW7471	Total Metals by ICP SW6010B 7470 7471 E200 ILMO__	Dissolved Metals by ICP SW6010B 7470 E200 ILMO__	Total Metals by ICP/MS SW6020 E200.8 ILMO__	Dissolved Metals by ICP/MS SW6020 E200.8 ILMO__	Hexavalent Chromium SW7196A Alkaline Digest? Y / N	Inorganic Anions SW9056 E300.0 (specify in comments)	Solids: Total E160.3 TDS E160.1 TSS E160.2	pH SW9040B SW9045C	TPH GRO DRO SW8015B (both)	Gross Alpha / Beta SW9310 E900.0	Actinides by Paragon SOP Pu / U / Am / Th / Cm / ___	Tritium E906.0	Total Alpha-Emitting Radium SW9315 E903.0	Radium 228 E903.1 Radium 228 SW9320 E904.0	Strontium 89 D5811-00 Strontium 90 D5811-00	Gamma Isotopes E901.1 Ac-228
SU1-E0	8-10-04	0910		S	NA	1																									X
SU1-E1		0915		S		1																									X
SU1-E2		0920		S		1																									X
SU1-F0		0925		S		1																									X
SU1-F2		0935		S		1																									X
SU1-E3		0940		S		1																									X
SU1-F3		0945		S		1																									X
SU1-F4		0955		S		1																									X
SU1-E5		1000	3	S		1																									X

NA

* Time Zone: EST CST MST PST Matrix Key: O = oil, S = soil, NS = non-soil solid, W = water, L = liquid, E = extract, F = filter

Comments:

Relinquished By: (1)	Relinquished By: (2)
Signature [signature]	Signature
Printed Name [signature]	Printed Name
Date 8-11-04 Time 800	Date Time
Company [illegible]	Company

Received By: (1)	Received By: (2)
Signature [signature]	Signature
Printed Name [signature]	Printed Name
Date 8-13-04 Time 0940	Date Time
Company PAF	Company

Form 202r5.xls (4/6/04)

Paragon Analytics

CONDITION OF SAMPLE UPON RECEIPT FORM

Client: NWT Workorder No: 0408126

Project Manager: LS Initials: [illegible] Date: 8-13-04

1. Does this project require any **special handling** in addition to standard Paragon procedures?		YES	NO
2. Is **pre-screening** required per SOP 008?		YES	NO
3. Are custody **seals** on **shipping containers** intact?	N/A	YES	NO
4. Are custody **seals** on **sample containers** intact?	N/A	YES	NO
5. Is there a **COC (Chain-of-Custody) present** or other representative documents?		YES	NO
6. Is the **COC** (if applicable) **complete and legible**?	N/A	YES	NO
7. Are **bottle IDs legible** and in **agreement** with **COC sample IDs**?	N/A	YES	NO
8. Is the COC in agreement with samples received? (**# of samples, # of containers, matrix**)	N/A	YES	NO
9. Were **airbills** present and/or removable?	N/A	YES	NO
10. Are all **aqueous samples** requiring preservation **preserved correctly**? (excluding volatile organics)	N/A	YES	NO
11. Are all aqueous **non-preserved samples** at the **correct pH**?	N/A	YES	NO
12. Is there **sufficient sample** for the requested analyses?		YES	NO
13. Were all samples placed in the **proper containers** for the requested analyses?		YES	NO
14. Are all samples within **holding times** for the requested analyses?		YES	NO
15. Were all sample containers received **intact**? (not broken or leaking, etc.)		YES	NO
16. Are all samples requiring no headspace (volatiles, reactive cyanide/sulfide, radon), headspace free? **Size of bubble:** ____ < green pea ____ > green pea	N/A	YES	NO
17. Were samples checked for and free from the presence of **residual chlorine?** (Applicable when PM has indicated samples are from a chlorinated water source; note if field preservation with sodium thiosulfate was not observed.)	N/A	YES	NO
18. Were the sample(s) **shipped on ice**?	N/A	YES	NO
19. Were cooler temperatures measured at 0.1-6.0°C? **IR gun used*: #1 #2**	N/A	YES	NO

*IR Gun #1: Raytek, SN SC-PM3/T29403	Cooler #'s	1	2					
*IR Gun #2: Oakton, SN 2SCIR1201	Temperature	NA	NA					
	No. of custody seals	1	1					
DOT Survey/ Acceptance Information	External µR/hr reading	17	16					
	Background µR/hr reading	14						

Were external µR/hr readings ≤ two times background and within DOT acceptance criteria? **YES / NO** (If no, see Form 008.)

Additional Information: PROVIDE DETAILS BELOW FOR A NO RESPONSE TO ANY QUESTION ABOVE EXCEPT #1 AND #2.

If applicable, was the client contacted? **YES / NO / NA** Contact Name:_____ Date/Time:_____

Project Manager Signature/ Date: [signature] 8/16/04

FedEx Express *USA Airbill* FedEx Tracking Number 8366 8127 5268

0200 **Recipient's Copy**

1 From

Date 8-11-04

Sender's Name [redacted] Phone

Company NWT

Address 3 A A Allison St.

Dept./Floor/Suite/Room

City Little Creek State PA ZIP 15445

2 Your Internal Billing Reference GA00563

3 To

Recipient's Name Bruce Sleeper Phone

Company Bergen Industries Inc

Address 44 Commerce Dr

To "HOLD" at FedEx location, print FedEx address. We cannot deliver to P.O. boxes or P.O. ZIP codes.

Address

Dept./Floor/Suite/Room

City Ft. Collins State CO ZIP 80524

8366 8127 5268

4a Express Package Service *Packages up to 150 lbs.* Delivery commitment may be later in some areas.

- ☐ FedEx Priority Overnight — Next business morning
- ☒ FedEx Standard Overnight — Next business afternoon
- ☐ FedEx First Overnight — Earliest next business morning delivery to select locations
- ☐ FedEx 2Day — Second business day
- ☐ FedEx Express Saver — Third business day

FedEx Envelope rate not available. Minimum charge: One-pound rate

4b Express Freight Service *Packages over 150 lbs.* Delivery commitment may be later in some areas.

- ☐ FedEx 1Day Freight* — Next business day
- ☐ FedEx 2Day Freight — Second business day
- ☐ FedEx 3Day Freight — Third business day

* Call for Confirmation:

5 Packaging * Declared value limit $500

- ☐ FedEx Envelope*
- ☐ FedEx Pak* — Includes FedEx Small Pak, FedEx Large Pak, and FedEx Sturdy Pak
- ☒ Other

6 Special Handling Include FedEx address in Section 3.

- ☐ SATURDAY Delivery — Available only for FedEx Priority Overnight and FedEx 2Day to select ZIP codes
- ☐ HOLD Weekday at FedEx Location — Not available for FedEx First Overnight
- ☐ HOLD Saturday at FedEx Location — Available only for FedEx Priority Overnight and FedEx 2Day to select locations

Does this shipment contain dangerous goods? One box must be checked.

- ☒ No
- ☐ Yes: As per attached Shipper's Declaration
- ☐ Yes: Shipper's Declaration not required
- ☐ Dry Ice — Dry Ice, 9, UN 1845 ____ x ____ kg

Dangerous Goods (including Dry Ice) cannot be shipped in FedEx packaging.

☐ Cargo Aircraft Only

7 Payment *Bill to:* Enter FedEx Acct. No. or Credit Card No. below.

- ☐ Sender — Acct. No. in Section 1 will be billed.
- ☐ Recipient
- ☒ Third Party
- ☐ Credit Card
- ☐ Cash/Check
- ☐ Obtain Recip. Acct. No.

Total Packages	Total Weight	Total Declared Value†	Total Charges
3	120	$ .00	Credit Card Auth.

†Our liability is limited to $100 unless you declare a higher value. See back for details.

8 Release Signature *Sign to authorize delivery without obtaining signature.*

By signing you authorize us to deliver this shipment without obtaining a signature and agree to indemnify and hold us harmless from any resulting claims.

Questions? Visit our Web site at fedex.com or call 1.800.Go.FedEx® 800.463.3339.

Rev. Date 10/01 • Part #157612 • ©1994-2001 FedEx • PRINTED IN U.S.A. WCSL 02

446

17

1 sed

Ex S emp: 158747 12AUG04 FedEx. STANDARD OVERNIGHT FRI

Master 8366 8127 5268 FORM 0200

0003/0003 MPS#:8440 7565 9410 FORM 0260

Deliver By:
13AUG04
AA

DEN

7565

ing Number fo 80524 -CO-US NP FTCA

16

Seal

Paragon Analytics

Radiochemistry Case Narrative
Gamma Spectroscopy

New World Technologies

Ravenna / GA00563

Paragon Work Order 0408126

1. This report consists of analysis results for 3 soil samples received by Paragon Analytics on 08/13/2004. The analysis results for these samples are reported on a 'dry weight' basis in units of pCi/gram.
2. These samples were prepared according to Paragon Analytics procedure PA SOP739R8.
3. The samples were analyzed for the presence of gamma emitting radionuclides according to Paragon Analytics procedure PA SOP713R8. The analyses were completed on 09/03/2004.
4. Sample volumes were insufficient to allow preparation of a duplicate. A duplicate analysis of sample SU3-A3 (PA ID 0408126-1) was performed in lieu of a prepared duplicate.
5. Activity concentrations above the calculated MDC are reported in some instances where minimum nuclide identification criteria are not met. Such tentative identifications result when the software attempts to calculate net activity concentrations for analytes where either one or both of the following criteria are not satisfied: the 'diagnostic' peak for a nuclide must be identified above the critical level, or the minimum library peak abundance must be attained. Nuclides not meeting these requirements have been flagged with a "TI" qualifier.
6. Paragon Analytics has found there to be a significant low bias to Pb-214 and Bi-214 results when using a mixed nuclide gamma source for efficiency calibrations. The magnitude of this bias has been determined to be approximately 32% for Bi-214, and 23% for Pb-214. Therefore, any reported results for Pb-214 and Bi-214 are flagged with a "J" qualifier, indicating the activity values to be an estimated value. Results are reported without further qualification.
7. There are cases where the sample density is less than the associated calibration standard density. Cases that exceed the limit of +/- 15% of the density of the calibration standard are flagged with a 'G', denoting a significant density difference between the sample and calibration standard. Consequently, the results may be biased high for the flagged results in this workorder. If requested, Paragon Analytics will perform a transmission spike in order to estimate a magnitude of this bias. The results are reported without further qualification.
8. Paragon Analytics follows the convention outlined in ANSI N42.23 for reporting significant digits in the TPU and MDC results. ANSI N42.23 states that the TPU result should be rounded to two significant digits and that the MDC result should be rounded to the same decimal place as the TPU result. In practice, this could result in an MDC result with a reported value of 0 for samples with significant activity, including the batch laboratory control sample.

9. There are cases where the magnitude of negative activity is greater than the 2-sigma TPU. Under typical conditions, where background data is normally distributed and analyzed by paired observations, this event is likely to occur at least 2.5% of the time. Review of the data does not indicate a problem with the instrument or reporting systems and results are reported without further qualification.

10. No problems were encountered with either the client samples or the associated quality control samples. All quality control criteria were met.

The data contained in the following report have been reviewed and approved by the personnel listed below. In addition, Paragon Analytics certifies that the analyses reported herein are true, complete and correct within the limits of the methods employed.

Radiochemistry Instrument Technician — Date: 9-15-04

Radiochemistry Final Data Review — Date: 9/16/04

1

PARAGON ANALYTICS
Radiochemistry Data Package

Section 1

SAMPLE RESULTS SUMMARY

A summary report is not provided.

Please refer to the individual sample results data in Section 3.

PARAGON ANALYTICS

Radiochemistry Data Package

2

Section 2

QC RESULTS SUMMARY

Gamma Spectroscopy Results

PAI 713 Rev 8

Method Blank Results

Lab Name: Paragon Analytics
Work Order Number: 0408126
Client Name: New World Technologies
ClientProject ID: Ravenna GA00563

Lab ID: GS040901-4MB

Library: FANP

Sample Matrix: SOIL
Prep SOP: PAI 739 Rev 8
Date Collected: 01-Sep-04
Date Prepared: 01-Sep-04
Date Analyzed: 03-Sep-04

Prep Batch: GS040901-4
QCBatchID: GS040901-4-1
Run ID: GS040901-4A
Count Time: 30 minutes

Final Aliquot: 500 g
Result Units: pCi/g
File Name: 042148D01A

CASNO	Target Nuclide	Result +/- 2 s TPU	MDC	Lab Qualifier
14331-83-0	Ac-228	0.08 +/- 0.13	0.23	U
14391-76-5	Ag-110m	0 +/- 0.036	0.071	U
14682-66-7	Al-26	0.015 +/- 0.038	0.075	U
14596-10-2	Am-241	-0.08 +/- 0.22	0.45	U
13966-02-4	Be-7	0.04 +/- 0.27	0.51	U
14913-49-6	Bi-212	-0.33 +/- 0.62	1.28	U
14733-03-0	Bi-214	0.02 +/- 0.10	0.19	U,J
13982-30-4	Ce-139	-0.008 +/- 0.024	0.045	U
14762-78-8	Ce-144	-0.12 +/- 0.15	0.31	U
14093-03-9	Co-56	0.055 +/- 0.061	0.091	U
13981-50-5	Co-57	0.008 +/- 0.019	0.034	U
13981-38-9	Co-58	0.026 +/- 0.042	0.071	U
10198-40-0	Co-60	-0.002 +/- 0.029	0.068	U
14392-02-0	Cr-51	0 +/- 0.27	0.50	U
13967-70-9	Cs-134	-0.025 +/- 0.044	0.088	U

Comments:

Qualifiers/Flags:

U - Result is less than the sample specific MDC or less than the associated TPU
Y1 - Chemical Yield is in control at 100-110%. Quantitative Yield is assumed.
Y2 - Chemical Yield outside default limits.
LT - Result is less than Requested MDC, greater than sample specific MDC.
SQ - Spectral quality prevents accurate quantitation.
SI - Nuclide identification and/or quantitation is tentative.
TI - Nuclide identification is tentative.
R - Nuclide has exceeded 8 halflives.
M - Requested MDC not met.
B - Analyte concentration greater than MDC.
B3 - Analyte concentration greater then MDC but less then Requested MDC.

Abbreviations:

TPU - Total Propagated Uncertainty (see PAI SOP 743)
MDC - Minimum Detectable Concentration (see PAI SOP 709)
BDL - Below Detection Limit

Data Package ID: *GSS0408126-1*

Gamma Spectroscopy Results

PAI 713 Rev 8

Method Blank Results

Lab Name: Paragon Analytics
Work Order Number: 0408126
Client Name: New World Technologies
ClientProject ID: Ravenna GA00563

Lab ID: GS040901-4MB

Sample Matrix: SOIL
Prep SOP: PAI 739 Rev 8
Date Collected: 01-Sep-04
Date Prepared: 01-Sep-04
Date Analyzed: 03-Sep-04

Library: FANP

Prep Batch: GS040901-4
QCBatchID: GS040901-4-1
Run ID: GS040901-4A
Count Time: 30 minutes

Final Aliquot: 500 g
Result Units: pCi/g
File Name: 042148D01A

CASNO	Target Nuclide	Result +/- 2 s TPU	MDC	Lab Qualifier
10045-97-3	Cs-137	0.015 +/- 0.039	0.070	U
14683-23-9	Eu-152	0.10 +/- 0.16	0.27	U
15585-10-1	Eu-154	-0.12 +/- 0.19	0.45	U
14391-16-3	Eu-155	0.05 +/- 0.11	0.18	U
14596-12-4	Fe-59	0.046 +/- 0.087	0.151	U
10043-66-0	I-131	0.011 +/- 0.038	0.067	U
13966-00-2	K-40	-0.01 +/- 0.61	1.20	U
13966-31-9	Mn-54	0.041 +/- 0.038	0.055	U
13966-32-0	Na-22	-0.004 +/- 0.040	0.086	U
14681-63-1	Nb-94	-0.005 +/- 0.043	0.084	U
13967-76-5	Nb-95	0.014 +/- 0.038	0.068	U
15100-28-4	Pa-234m	3.6 +/- 5.7	9.7	U
15092-94-1	Pb-212	0.017 +/- 0.060	0.105	U
15067-28-4	Pb-214	0.025 +/- 0.084	0.149	U,J
13967-48-1	Ru-106	0.33 +/- 0.34	0.51	U

Comments:

Qualifiers/Flags:

U - Result is less than the sample specific MDC or less than the associated TPU
Y1 - Chemical Yield is in control at 100-110%. Quantitative Yield is assumed.
Y2 - Chemical Yield outside default limits.
LT - Result is less than Requested MDC, greater than sample specific MDC.
SQ - Spectral quality prevents accurate quantitation.
SI - Nuclide identification and/or quantitation is tentative.
TI - Nuclide identification is tentative.
R - Nuclide has exceeded 8 halflives.
M - Requested MDC not met.
B - Analyte concentration greater than MDC.
B3 - Analyte concentration greater than MDC but less than Requested MDC.

Abbreviations:

TPU - Total Propagated Uncertainty (see PAI SOP 743)
MDC - Minimum Detectable Concentration (see PAI SOP 709)
BDL - Below Detection Limit

Data Package ID: *GSS0408126-1*

Gamma Spectroscopy Results

PAI 713 Rev 8

Method Blank Results

Lab Name: Paragon Analytics
Work Order Number: 0408126
Client Name: New World Technologies
ClientProject ID: Ravenna GA00563

Lab ID: GS040901-4MB

Library: FANP

Sample Matrix: SOIL
Prep SOP: PAI 739 Rev 8
Date Collected: 01-Sep-04
Date Prepared: 01-Sep-04
Date Analyzed: 03-Sep-04

Prep Batch: GS040901-4
QCBatchID: GS040901-4-1
Run ID: GS040901-4A
Count Time: 30 minutes

Final Aliquot: 500 g
Result Units: pCi/g
File Name: 042148D01A

CASNO	Target Nuclide	Result +/- 2 s TPU	MDC	Lab Qualifier
14683-10-4	Sb-124	-0.007 +/- 0.040	0.078	U
14234-35-6	Sb-125	0.02 +/- 0.10	0.19	U
13967-63-0	Sc-46	-0.039 +/- 0.039	0.091	U
15623-47-9	Th-227	-0.03 +/- 0.21	0.39	U
15065-10-8	Th-234	-0.01 +/- 0.60	1.08	U
14913-50-9	Tl-208	0.039 +/- 0.045	0.072	U
15117-96-1	U-235	-0.24 +/- 0.19	0.39	U
13982-39-3	Zn-65	-0.066 +/- 0.088	0.202	U

Comments:

Qualifiers/Flags:

U - Result is less than the sample specific MDC or less than the associated TPU
Y1 - Chemical Yield is in control at 100-110%. Quantitative Yield is assumed.
Y2 - Chemical Yield outside default limits.
LT - Result is less than Requested MDC, greater than sample specific MDC.
SQ - Spectral quality prevents accurate quantitation.
SI - Nuclide identification and/or quantitation is tentative.
TI - Nuclide identification is tentative.
R - Nuclide has exceeded 8 halflives.
M - Requested MDC not met.
B - Analyte concentration greater than MDC.
B3 - Analyte concentration greater than MDC but less than Requested MDC.

Abbreviations:

TPU - Total Propagated Uncertainty (see PAI SOP 743)
MDC - Minimum Detectable Concentration (see PAI SOP 709)
BDL - Below Detection Limit

Data Package ID: *GSS0408126-1*

Gamma Spectroscopy Results

PAI 713 Rev 8

Laboratory Control Sample(s)

Lab Name: Paragon Analytics
Work Order Number: 0408126
Client Name: New World Technologies
ClientProject ID: Ravenna GA00563

Lab ID: GS040901-4LCS

Library: ANALYTICAL

Sample Matrix: SOIL
Prep SOP: PAI 739 Rev 8
Date Collected: 01-Sep-04
Date Prepared: 01-Sep-04
Date Analyzed: 03-Sep-04

Prep Batch: GS040901-4
QCBatchID: GS040901-4-1
Run ID: GS040901-4A
Count Time: 30 minutes

Final Aliquot: 500 g
Result Units: pCi/g
File Name: 041715D04A

CASNO	Target Nuclide	Results +/- 2s TPU	MDC	Spike Added	% Rec	Control Limits	Lab Qualifier
14596-10-2	Am-241	211 +/- 25	3	212	99.8	85 - 115	P
10198-40-0	Co-60	112 +/- 13	0	116	95.9	85 - 115	P
10045-97-3	Cs-137	85 +/- 10	1	85.2	100	85 - 115	P

Comments:

Qualifiers/Flags:

U - Result is less than the sample specific MDC or less than the associated TPU
LT - Result is less than Requested MDC, greater than sample specific MDC.
Y1 - Chemical Yield is in control at 100-110%. Quantitative Yield is assumed.
Y2 - Chemical Yield outside default limits.
L - LCS Recovery below lower control limit.
H - LCS Recovery above upper control limit.
P - LCS Recovery within control limits.
M - The requested MDC was not met.
M3 - The requested MDC was not met, but thereported activity is greater than the reported MDC.

Abbreviations:

TPU - Total Propagated Uncertainty (see PAI SOP 743)
MDC - Minimum Detectable Concentration (see PAI SOP 709)

SQ - Spectral quality prevents accurate quantitation.
SI - Nuclide identification and/or quantitation is tentative.
TI - Nuclide identification is tentative.
R - Nuclide has exceeded 8 halflives.

Data Package ID: *GSS0408126-1*

Gamma Spectroscopy Results

PAI 713 Rev 8

Duplicate Sample Results (DER)

Lab Name: Paragon Analytics
Work Order Number: 0408126
Client Name: New World Technologies
ClientProject ID: Ravenna GA00563

Field ID: SU3-A3
Lab ID: 0408126-1DUP

Library: FANP

Sample Matrix: SOIL
Prep SOP: PAI 739 Rev 8
Date Collected: 11-Aug-04
Date Prepared: 01-Sep-04
Date Analyzed: 03-Sep-04

Prep Batch: GS040901-4
QCBatchID: GS040901-4-1
Run ID: GS040901-4A
Count Time: 30 minutes
Report Basis: Dry Weight

Final Aliquot: 254 g
Prep Basis: Dry Weight
Moisture(%): NA
Result Units: pCi/g
File Name: 041536D02A

CASNO	Analyte	Sample Result +/- 2s TPU	Duplicate Result +/- 2s TPU	DER	Control Limit	Lab Qualifiers
14331-83-0	Ac-228	1.29 +/- 0.47	1.17 +/- 0.36	0.20	2.13	G
14391-76-5	Ag-110m	-0.18 +/- 0.15	-0.047 +/- 0.092	0.76	2.13	U,G
14682-66-7	Al-26	0.02 +/- 0.11	-0.090 +/- 0.082	0.78	2.13	U,G
14596-10-2	Am-241	0.11 +/- 0.77	0.12 +/- 0.57	0.01	2.13	U,G
13966-02-4	Be-7	0.8 +/- 1.1	-0.27 +/- 0.64	0.89	2.13	U,G
14913-49-6	Bi-212	2.1 +/- 1.8	1.6 +/- 1.2	0.22	2.13	U,G
14733-03-0	Bi-214	0.50 +/- 0.27	0.48 +/- 0.22	0.06	2.13	G,J
13982-30-4	Ce-139	0.017 +/- 0.077	0.024 +/- 0.052	0.08	2.13	U,G
14762-78-8	Ce-144	0.33 +/- 0.43	0.18 +/- 0.34	0.28	2.13	U,G
14093-03-9	Co-56	0.07 +/- 0.24	0.10 +/- 0.15	0.09	2.13	U,G
13981-50-5	Co-57	-0.010 +/- 0.061	-0.024 +/- 0.046	0.19	2.13	U,G
13981-38-9	Co-58	0 +/- 0.10	0.002 +/- 0.067	0.02	2.13	U,G
10198-40-0	Co-60	-0.027 +/- 0.098	0.010 +/- 0.088	0.28	2.13	U,G
14392-02-0	Cr-51	1.0 +/- 1.2	-0.62 +/- 0.92	1.07	2.13	U,G
13967-70-9	Cs-134	0.12 +/- 0.11	0.029 +/- 0.067	0.73	2.13	U,G
10045-97-3	Cs-137	0.42 +/- 0.15	0.38 +/- 0.13	0.19	2.13	G
14683-23-9	Eu-152	0.37 +/- 0.48	0.10 +/- 0.45	0.41	2.13	U,G

Comments:

Duplicate Qualifiers/Flags:

U - Result is less than the sample specific MDC.
Y1 - Chemical Yield is in control at 100-110%. Quantitative yield is assumed.
Y2 - Chemical Yield outside default limits.
W - DER is greater than Warning Limit of 1.42
D - DER is greater than Control Limit of 2.13
LT - Result is less than Request MDC, greater than sample specific MDC
M - Requested MDC not met.
M3 - The requested MDC was not met, but the reported activity is greater than the reported MDC.
L - LCS Recovery below lower control limit.
H - LCS Recovery above upper control limit.
P - LCS, Matrix Spike Recovery within control limits.
N - Matrix Spike Recovery outside control limits

SQ - Spectral quality prevents accurate quantitation.
SI - Nuclide identification and/or quantitation is tentative.
TI - Nuclide identification is tentative.
R - Nuclide has exceeded 8 halflives.
G - Sample density differs by more than 15% of LCS density.

Abbreviations:

TPU - Total Propagated Uncertainty (see PAI SOP 743)
DER - Duplicate Error Ratio
BDL - Below Detection Limit
NR - Not Reported

Data Package ID: *GSS0408126-1*

Gamma Spectroscopy Results

PAI 713 Rev 8

Duplicate Sample Results (DER)

Lab Name: Paragon Analytics
Work Order Number: 0408126
Client Name: New World Technologies
ClientProject ID: Ravenna GA00563

Field ID: SU3-A3
Lab ID: 0408126-1DUP

Library: FANP

Sample Matrix: SOIL
Prep SOP: PAI 739 Rev 8
Date Collected: 11-Aug-04
Date Prepared: 01-Sep-04
Date Analyzed: 03-Sep-04

Prep Batch: GS040901-4
QCBatchID: GS040901-4-1
Run ID: GS040901-4A
Count Time: 30 minutes
Report Basis: Dry Weight

Final Aliquot: 254 g
Prep Basis: Dry Weight
Moisture(%): NA
Result Units: pCi/g
File Name: 041536D02A

15585-10-1	Eu-154	-0.12 +/- 0.44	-0.05 +/- 0.40	0.12	2.13	U,G
14391-16-3	Eu-155	0.09 +/- 0.27	0.05 +/- 0.22	0.11	2.13	U,G
14596-12-4	Fe-59	-0.11 +/- 0.28	0.01 +/- 0.15	0.40	2.13	U,G
10043-66-0	I-131	-0.07 +/- 0.66	0.03 +/- 0.48	0.12	2.13	U,G
13966-00-2	K-40	8.5 +/- 2.8	4.9 +/- 1.7	1.11	2.13	G
13966-31-9	Mn-54	0.01 +/- 0.10	0.006 +/- 0.057	0.03	2.13	U,G
13966-32-0	Na-22	0.08 +/- 0.13	-0.010 +/- 0.071	0.59	2.13	U,G
14681-63-1	Nb-94	0.087 +/- 0.097	0.014 +/- 0.079	0.59	2.13	U,G
13967-76-5	Nb-95	0.17 +/- 0.14	-0.033 +/- 0.097	1.17	2.13	U,G
15100-28-4	Pa-234m	11 +/- 15	3 +/- 13	0.39	2.13	U,G
15092-94-1	Pb-212	1.30 +/- 0.31	1.25 +/- 0.27	0.12	2.13	G
15067-28-4	Pb-214	0.60 +/- 0.23	0.75 +/- 0.23	0.48	2.13	G,J
13967-48-1	Ru-106	0.22 +/- 0.83	0.67 +/- 0.72	0.40	2.13	U,G
14683-10-4	Sb-124	0.13 +/- 0.12	-0.022 +/- 0.085	1.01	2.13	U,G
14234-35-6	Sb-125	-0.05 +/- 0.25	0.08 +/- 0.19	0.42	2.13	U,G
13967-63-0	Sc-46	-0.046 +/- 0.092	0.009 +/- 0.082	0.44	2.13	U,G
15623-47-9	Th-227	-0.70 +/- 0.80	-0.02 +/- 0.55	0.69	2.13	U,G
15065-10-8	Th-234	1.0 +/- 1.5	1.3 +/- 1.4	0.14	2.13	U,G
14913-50-9	Tl-208	0.31 +/- 0.15	0.33 +/- 0.11	0.09	2.13	G

Comments:

Duplicate Qualifiers/Flags:

U - Result is less than the sample specific MDC.
Y1 - Chemical Yield is in control at 100-110%. Quantitative yield is assumed.
Y2 - Chemical Yield outside default limits.
W - DER is greater than Warning Limit of 1.42
D - DER is greater than Control Limit of 2.13
LT - Result is less than Request MDC, greater than sample specific MDC
M - Requested MDC not met.
M3 - The requested MDC was not met, but the reported activity is greater than the reported MDC.
L - LCS Recovery below lower control limit.
H - LCS Recovery above upper control limit.
P - LCS, Matrix Spike Recovery within control limits.
N - Matrix Spike Recovery outside control limits
SQ - Spectral quality prevents accurate quantitation.
SI - Nuclide identification and/or quantitation is tentative.
TI - Nuclide identification is tentative.
R - Nuclide has exceeded 8 halflives.
G - Sample density differs by more than 15% of LCS density.

Abbreviations:

TPU - Total Propagated Uncertainty (see PAI SOP 743)
DER - Duplicate Error Ratio
BDL - Below Detection Limit
NR - Not Reported

Data Package ID: *GSS0408126-1*

Gamma Spectroscopy Results

PAI 713 Rev 8

Duplicate Sample Results (DER)

Lab Name: Paragon Analytics
Work Order Number: 0408126
Client Name: New World Technologies
ClientProject ID: Ravenna GA00563

Field ID: SU3-A3
Lab ID: 0408126-1DUP

Library: FANP

Sample Matrix: SOIL
Prep SOP: PAI 739 Rev 8
Date Collected: 11-Aug-04
Date Prepared: 01-Sep-04
Date Analyzed: 03-Sep-04

Prep Batch: GS040901-4
QCBatchID: GS040901-4-1
Run ID: GS040901-4A
Count Time: 30 minutes
Report Basis: Dry Weight

Final Aliquot: 254 g
Prep Basis: Dry Weight
Moisture(%): NA
Result Units: pCi/g
File Name: 041536D02A

15117-96-1	U-235	-0.17 +/- 0.50	0.49 +/- 0.37	1.08	2.13	U,G
13982-39-3	Zn-65	-0.03 +/- 0.29	-0.15 +/- 0.17	0.36	2.13	U,G

Comments:

Duplicate Qualifiers/Flags:

U - Result is less than the sample specific MDC.
Y1 - Chemical Yield is in control at 100-110%. Quantitative yield is assumed.
Y2 - Chemical Yield outside default limits.
W - DER is greater than Warning Limit of 1.42
D - DER is greater than Control Limit of 2.13
LT - Result is less than Request MDC, greater than sample specific MDC
M - Requested MDC not met.
M3 - The requested MDC was not met, but the reported activity is greater than the reported MDC.
L - LCS Recovery below lower control limit.
H - LCS Recovery above upper control limit.
P - LCS, Matrix Spike Recovery within control limits.
N - Matrix Spike Recovery outside control limits

SQ - Spectral quality prevents accurate quantitation.
SI - Nuclide identification and/or quantitation is tentative.
TI - Nuclide identification is tentative.
R - Nuclide has exceeded 8 halflives.
G - Sample density differs by more than 15% of LCS density.

Abbreviations:

TPU - Total Propagated Uncertainty (see PAI SOP 743)
DER - Duplicate Error Ratio
BDL - Below Detection Limit
NR - Not Reported

Data Package ID: *GSS0408126-1*

PARAGON ANALYTICS
Radiochemistry Data Package

3

Section 3

INDIVIDUAL SAMPLE RESULTS

Gamma Spectroscopy Results

PAI 713 Rev 8

Sample Results

Lab Name: Paragon Analytics
Work Order Number: 0408126
Client Name: New World Technologies
ClientProject ID: Ravenna GA00563

Field ID: SU3-A3
Lab ID: 0408126-1

Library: FANP

Sample Matrix: SOIL
Prep SOP: PAI 739 Rev 8
Date Collected: 11-Aug-04
Date Prepared: 01-Sep-04
Date Analyzed: 03-Sep-04

Prep Batch: GS040901-4
QCBatchID: GS040901-4-1
Run ID: GS040901-4A
Count Time: 30 minutes
Report Basis: Dry Weight

Final Aliquot: 254 g
Prep Basis: Dry Weight
Moisture(%): NA
Result Units: pCi/g
File Name: 042145D01A

CASNO	Target Nuclide	Result +/- 2 s TPU	MDC	Lab Qualifier
14331-83-0	Ac-228	1.29 +/- 0.47	0.62	G
14391-76-5	Ag-110m	-0.18 +/- 0.15	0.33	U,G
14682-66-7	Al-26	0.02 +/- 0.11	0.22	U,G
14596-10-2	Am-241	0.11 +/- 0.77	1.36	U,G
13966-02-4	Be-7	0.8 +/- 1.1	1.7	U,G
14913-49-6	Bi-212	2.1 +/- 1.8	2.8	U,G
14733-03-0	Bi-214	0.50 +/- 0.27	0.37	G,J
13982-30-4	Ce-139	0.017 +/- 0.077	0.133	U,G
14762-78-8	Ce-144	0.33 +/- 0.43	0.71	U,G
14093-03-9	Co-56	0.07 +/- 0.24	0.44	U,G
13981-50-5	Co-57	-0.010 +/- 0.061	0.111	U,G
13981-38-9	Co-58	0 +/- 0.10	0.20	U,G
10198-40-0	Co-60	-0.027 +/- 0.098	0.208	U,G
14392-02-0	Cr-51	1.0 +/- 1.2	2.0	U,G
13967-70-9	Cs-134	0.12 +/- 0.11	0.17	U,G

Comments:

Qualifiers/Flags:

U - Result is less than the sample specific MDC or less than the associated TPU

Y1 - Chemical Yield is in control at 100-110%. Quantitative Yield is assumed.

Y2 - Chemical Yield outside default limits.

LT - Result is less than Requested MDC, greater than sample specific MDC.

M3 - The requested MDC was not met, but the reported activity is greater than the reported MDC.

M - The requested MDC was not met.

SQ - Spectral quality prevents accurate quantitation.

SI - Nuclide identification and/or quantitation is tentative.

TI - Nuclide identification is tentative.

R - Nuclide has exceeded 8 halflives.

G - Sample density differs by more than 15% of LCS density.

Abbreviations:

TPU - Total Propegated Uncertainty (see PAI SOP 743)

MDC - Minimum Detectable Concentration (see PAI SOP 709)

BDL - Below Detection Limit

Data Package ID: *GSS0408126-1*

Gamma Spectroscopy Results

PAI 713 Rev 8

Sample Results

Lab Name: Paragon Analytics
Work Order Number: 0408126
Client Name: New World Technologies
ClientProject ID: Ravenna GA00563

Field ID: SU3-A3
Lab ID: 0408126-1

Library: FANP

Sample Matrix: SOIL
Prep SOP: PAI 739 Rev 8
Date Collected: 11-Aug-04
Date Prepared: 01-Sep-04
Date Analyzed: 03-Sep-04

Prep Batch: GS040901-4
QCBatchID: GS040901-4-1
Run ID: GS040901-4A
Count Time: 30 minutes
Report Basis: Dry Weight

Final Aliquot: 254 g
Prep Basis: Dry Weight
Moisture(%): NA
Result Units: pCi/g
File Name: 042145D01A

CASNO	Target Nuclide	Result +/- 2 s TPU	MDC	Lab Qualifier
10045-97-3	Cs-137	0.42 +/- 0.15	0.13	G
14683-23-9	Eu-152	0.37 +/- 0.48	0.78	U,G
15585-10-1	Eu-154	-0.12 +/- 0.44	0.93	U,G
14391-16-3	Eu-155	0.09 +/- 0.27	0.47	U,G
14596-12-4	Fe-59	-0.11 +/- 0.28	0.57	U,G
10043-66-0	I-131	-0.07 +/- 0.66	1.21	U,G
13966-00-2	K-40	8.5 +/- 2.8	3.0	G
13966-31-9	Mn-54	0.01 +/- 0.10	0.19	U,G
13966-32-0	Na-22	0.08 +/- 0.13	0.22	U,G
14681-63-1	Nb-94	0.087 +/- 0.097	0.154	U,G
13967-76-5	Nb-95	0.17 +/- 0.14	0.22	U,G
15100-28-4	Pa-234m	11 +/- 15	25	U,G
15092-94-1	Pb-212	1.30 +/- 0.31	0.31	G
15067-28-4	Pb-214	0.60 +/- 0.23	0.33	G,J
13967-48-1	Ru-106	0.22 +/- 0.83	1.51	U,G

Comments:

Qualifiers/Flags:

U - Result is less than the sample specific MDC or less than the associated TPU

Y1 - Chemical Yield is in control at 100-110%. Quantitative Yield is assumed.

Y2 - Chemical Yield outside default limits.

LT - Result is less than Requested MDC, greater than sample specific MDC.

M3 - The requested MDC was not met, but the reported activity is greater than the reported MDC.

M - The requested MDC was not met.

SQ - Spectral quality prevents accurate quantitation.

SI - Nuclide identification and/or quantitation is tentative.

TI - Nuclide identification is tentative.

R - Nuclide has exceeded 8 halflives.

G - Sample density differs by more than 15% of LCS density.

Abbreviations:

TPU - Total Propagated Uncertainty (see PAI SOP 743)

MDC - Minimum Detectable Concentration (see PAI SOP 709)

BDL - Below Detection Limit

Data Package ID: *GSS0408126-1*

Gamma Spectroscopy Results

PAI 713 Rev 8

Sample Results

Lab Name: Paragon Analytics
Work Order Number: 0408126
Client Name: New World Technologies
ClientProject ID: Ravenna GA00563

Field ID: SU3-A3
Lab ID: 0408126-1

Library: FANP

Sample Matrix: SOIL
Prep SOP: PAI 739 Rev 8
Date Collected: 11-Aug-04
Date Prepared: 01-Sep-04
Date Analyzed: 03-Sep-04

Prep Batch: GS040901-4
QCBatchID: GS040901-4-1
Run ID: GS040901-4A
Count Time: 30 minutes
Report Basis: Dry Weight

Final Aliquot: 254 g
Prep Basis: Dry Weight
Moisture(%): NA
Result Units: pCi/g
File Name: 042145D01A

CASNO	Target Nuclide	Result +/- 2 s TPU	MDC	Lab Qualifier
14683-10-4	Sb-124	0.13 +/- 0.12	0.19	U,G
14234-35-6	Sb-125	-0.05 +/- 0.25	0.47	U,G
13967-63-0	Sc-46	-0.046 +/- 0.092	0.200	U,G
15623-47-9	Th-227	-0.70 +/- 0.80	1.52	U,G
15065-10-8	Th-234	1.0 +/- 1.5	2.6	U,G
14913-50-9	Tl-208	0.31 +/- 0.15	0.19	G
15117-96-1	U-235	-0.17 +/- 0.50	0.90	U,G
13982-39-3	Zn-65	-0.03 +/- 0.29	0.54	U,G

Comments:

Qualifiers/Flags:

U - Result is less than the sample specific MDC or less than the associated TPU

Y1 - Chemical Yield is in control at 100-110%. Quantitative Yield is assumed.

Y2 - Chemical Yield outside default limits.

LT - Result is less than Requested MDC, greater than sample specific MDC.

M3 - The requested MDC was not met, but the reported activity is greater than the reported MDC.

M - The requested MDC was not met.

SQ - Spectral quality prevents accurate quantitation.

SI - Nuclide identification and/or quantitation is tentative.

TI - Nuclide identification is tentative.

R - Nuclide has exceeded 8 halflives.

G - Sample density differs by more than 15% of LCS density.

Abbreviations:

TPU - Total Propagated Uncertainty (see PAI SOP 743)

MDC - Minimum Detectable Concentration (see PAI SOP 709)

BDL - Below Detection Limit

Data Package ID: *GSS0408126-1*

Gamma Spectroscopy Results

PAI 713 Rev 8

Sample Duplicate Results

Lab Name: Paragon Analytics
Work Order Number: 0408126
Client Name: New World Technologies
ClientProject ID: Ravenna GA00563

Field ID: SU3-A3
Lab ID: 0408126-1DUP

Library: FANP

Sample Matrix: SOIL
Prep SOP: PAI 739 Rev 8
Date Collected: 11-Aug-04
Date Prepared: 01-Sep-04
Date Analyzed: 03-Sep-04

Prep Batch: GS040901-4
QCBatchID: GS040901-4-1
Run ID: GS040901-4A
Count Time: 30 minutes
Report Basis: Dry Weight

Final Aliquot: 254 g
Prep Basis: Dry Weight
Moisture(%): NA
Result Units: pCi/g
File Name: 041536D02A

CASNO	Target Nuclide	Result +/- 2 s TPU	MDC	Lab Qualifier
14331-83-0	Ac-228	1.17 +/- 0.36	0.48	G
14391-76-5	Ag-110m	-0.047 +/- 0.092	0.190	U,G
14682-66-7	Al-26	-0.090 +/- 0.082	0.208	U,G
14596-10-2	Am-241	0.12 +/- 0.57	1.02	U,G
13966-02-4	Be-7	-0.27 +/- 0.64	1.30	U,G
14913-49-6	Bi-212	1.6 +/- 1.2	1.8	U,G
14733-03-0	Bi-214	0.48 +/- 0.22	0.28	G,J
13982-30-4	Ce-139	0.024 +/- 0.052	0.090	U,G
14762-78-8	Ce-144	0.18 +/- 0.34	0.58	U,G
14093-03-9	Co-56	0.10 +/- 0.15	0.25	U,G
13981-50-5	Co-57	-0.024 +/- 0.046	0.088	U,G
13981-38-9	Co-58	0.002 +/- 0.067	0.133	U,G
10198-40-0	Co-60	0.010 +/- 0.088	0.168	U,G

Comments:

Qualifiers/Flags:

U - Result is less than the sample specific MDC or less than the associated TPU.
Y1 - Chemical Yield is in control at 100-110%. Quantitative yield is assumed.
Y2 - Chemical Yield outside default limits.
LT - Result is less than Requested MDC, greater than sample specific MDC.
M - The requested MDC was not met.
M3 - The requested MDC was not met, but thereported activity is greater than the reported MDC.
W - DER is greater than Warning Limit of 1.42
D - DER is greater than Control Limit of 2.13

SQ - Spectral quality prevents accurate quantitation.
SI - Nuclide identification and/or quantitation is tentative.
TI - Nuclide identification is tentative.
R - Nuclide has exceeded 8 halflives.
G - Sample density differs by more than 15% of LCS density.

Abbreviations:
TPU - Total Propagated Uncertainty (see PAI SOP 743)
MDC - Minimum Detectable Concentration (see PAI SOP 709)
BDL - Below Detection Limit

Data Package ID: *GSS0408126-1*

Gamma Spectroscopy Results

PAI 713 Rev 8

Sample Duplicate Results

Lab Name: Paragon Analytics
Work Order Number: 0408126
Client Name: New World Technologies
ClientProject ID: Ravenna GA00563

Field ID: SU3-A3
Lab ID: 0408126-1DUP

Library: FANP

Sample Matrix: SOIL
Prep SOP: PAI 739 Rev 8
Date Collected: 11-Aug-04
Date Prepared: 01-Sep-04
Date Analyzed: 03-Sep-04

Prep Batch: GS040901-4
QCBatchID: GS040901-4-1
Run ID: GS040901-4A
Count Time: 30 minutes
Report Basis: Dry Weight

Final Aliquot: 254 g
Prep Basis: Dry Weight
Moisture(%): NA
Result Units: pCi/g
File Name: 041536D02A

CASNO	Target Nuclide	Result +/- 2 s TPU	MDC	Lab Qualifier
14392-02-0	Cr-51	-0.62 +/- 0.92	1.81	U,G
13967-70-9	Cs-134	0.029 +/- 0.067	0.118	U,G
10045-97-3	Cs-137	0.38 +/- 0.13	0.14	G
14683-23-9	Eu-152	0.10 +/- 0.45	0.83	U,G
15585-10-1	Eu-154	-0.05 +/- 0.40	0.79	U,G
14391-16-3	Eu-155	0.05 +/- 0.22	0.38	U,G
14596-12-4	Fe-59	0.01 +/- 0.15	0.30	U,G
10043-66-0	I-131	0.03 +/- 0.48	0.88	U,G
13966-00-2	K-40	4.9 +/- 1.7	1.6	G
13966-31-9	Mn-54	0.006 +/- 0.057	0.111	U,G
13966-32-0	Na-22	-0.010 +/- 0.071	0.148	U,G
14681-63-1	Nb-94	0.014 +/- 0.079	0.143	U,G
13967-76-5	Nb-95	-0.033 +/- 0.097	0.191	U,G

Comments:

Qualifiers/Flags:

U - Result is less than the sample specific MDC or less than the associated TPU.
Y1 - Chemical Yield is in control at 100-110%. Quantitative yield is assumed.
Y2 - Chemical Yield outside default limits.
LT - Result is less than Requested MDC, greater than sample specific MDC.
M - The requested MDC was not met.
M3 - The requested MDC was not met, but thereported activity is greater than the reported MDC.
W - DER is greater than Warning Limit of 1.42
D - DER is greater than Control Limit of 2.13

SQ - Spectral quality prevents accurate quantitation.
SI - Nuclide identification and/or quantitation is tentative.
TI - Nuclide identification is tentative.
R - Nuclide has exceeded 8 halflives.
G - Sample density differs by more than 15% of LCS density.

Abbreviations:

TPU - Total Propagated Uncertainty (see PAI SOP 743)
MDC - Minimum Detectable Concentration (see PAI SOP 709)
BDL - Below Detection Limit

Data Package ID: *GSS0408126-1*

Gamma Spectroscopy Results

PAI 713 Rev 8

Sample Duplicate Results

Lab Name: Paragon Analytics
Work Order Number: 0408126
Client Name: New World Technologies
ClientProject ID: Ravenna GA00563

Field ID: SU3-A3
Lab ID: 0408126-1DUP

Library: FANP

Sample Matrix: SOIL
Prep SOP: PAI 739 Rev 8
Date Collected: 11-Aug-04
Date Prepared: 01-Sep-04
Date Analyzed: 03-Sep-04

Prep Batch: GS040901-4
QCBatchID: GS040901-4-1
Run ID: GS040901-4A
Count Time: 30 minutes
Report Basis: Dry Weight

Final Aliquot: 254 g
Prep Basis: Dry Weight
Moisture(%): NA
Result Units: pCi/g
File Name: 041536D02A

CASNO	Target Nuclide	Result +/- 2 s TPU	MDC	Lab Qualifier
15100-28-4	Pa-234m	3 +/- 13	25	U,G
15092-94-1	Pb-212	1.25 +/- 0.27	0.26	G
15067-28-4	Pb-214	0.75 +/- 0.23	0.33	G,J
13967-48-1	Ru-106	0.67 +/- 0.72	1.14	U,G
14683-10-4	Sb-124	-0.022 +/- 0.085	0.166	U,G
14234-35-6	Sb-125	0.08 +/- 0.19	0.33	U,G
13967-63-0	Sc-46	0.009 +/- 0.082	0.157	U,G
15623-47-9	Th-227	-0.02 +/- 0.55	0.98	U,G
15065-10-8	Th-234	1.3 +/- 1.4	2.2	U,G
14913-50-9	Tl-208	0.33 +/- 0.11	0.11	G
15117-96-1	U-235	0.49 +/- 0.37	0.56	U,G
13982-39-3	Zn-65	-0.15 +/- 0.17	0.38	U,G

Comments:

Qualifiers/Flags:

U - Result is less than the sample specific MDC or less than the associated TPU.
Y1 - Chemical Yield is in control at 100-110%. Quantitative yield is assumed.
Y2 - Chemical Yield outside default limits.
LT - Result is less than Requested MDC, greater than sample specific MDC.
M - The requested MDC was not met.
M3 - The requested MDC was not met, but thereported activity is greater than the reported MDC.
W - DER is greater than Warning Limit of 1.42
D - DER is greater than Control Limit of 2.13
SQ - Spectral quality prevents accurate quantitation.
SI - Nuclide identification and/or quantitation is tentative.
TI - Nuclide identification is tentative.
R - Nuclide has exceeded 8 halflives.
G - Sample density differs by more than 15% of LCS density.

Abbreviations:

TPU - Total Propagated Uncertainty (see PAI SOP 743)
MDC - Minimum Detectable Concentration (see PAI SOP 709)
BDL - Below Detection Limit

Data Package ID: *GSS0408126-1*

Gamma Spectroscopy Results

PAI 713 Rev 8

Sample Results

Lab Name: Paragon Analytics
Work Order Number: 0408126
Client Name: New World Technologies
ClientProject ID: Ravenna GA00563

Field ID: SU3-B2
Lab ID: 0408126-2

Library: FANP

Sample Matrix: SOIL
Prep SOP: PAI 739 Rev 8
Date Collected: 11-Aug-04
Date Prepared: 01-Sep-04
Date Analyzed: 03-Sep-04

Prep Batch: GS040901-4
QCBatchID: GS040901-4-1
Run ID: GS040901-4A
Count Time: 30 minutes
Report Basis: Dry Weight

Final Aliquot: 268 g
Prep Basis: Dry Weight
Moisture(%): NA
Result Units: pCi/g
File Name: 042146D01A

CASNO	Target Nuclide	Result +/- 2 s TPU	MDC	Lab Qualifier
14331-83-0	Ac-228	0.82 +/- 0.46	0.57	LT,G,TI
14391-76-5	Ag-110m	-0.19 +/- 0.16	0.34	U,G
14682-66-7	Al-26	0.13 +/- 0.11	0.14	U,G
14596-10-2	Am-241	-0.20 +/- 0.68	1.26	U,G
13966-02-4	Be-7	0.25 +/- 0.95	1.69	U,G
14913-49-6	Bi-212	0.7 +/- 1.2	2.0	U,G
14733-03-0	Bi-214	0.43 +/- 0.25	0.36	G,J
13982-30-4	Ce-139	-0.017 +/- 0.068	0.123	U,G
14762-78-8	Ce-144	-0.11 +/- 0.40	0.73	U,G
14093-03-9	Co-56	0.02 +/- 0.22	0.41	U,G
13981-50-5	Co-57	0.024 +/- 0.050	0.085	U,G
13981-38-9	Co-58	-0.083 +/- 0.082	0.193	U,G
10198-40-0	Co-60	0.006 +/- 0.072	0.150	U,G
14392-02-0	Cr-51	0.3 +/- 1.0	1.8	U,G
13967-70-9	Cs-134	-0.01 +/- 0.14	0.25	U,G

Comments:

Qualifiers/Flags:

U - Result is less than the sample specific MDC or less than the associated TPU

Y1 - Chemical Yield is in control at 100-110%. Quantitative Yield is assumed.

Y2 - Chemical Yield outside default limits.

LT - Result is less than Requested MDC, greater than sample specific MDC.

M3 - The requested MDC was not met, but the reported activity is greater than the reported MDC.

M - The requested MDC was not met.

SQ - Spectral quality prevents accurate quantitation.

SI - Nuclide identification and/or quantitation is tentative.

TI - Nuclide identification is tentative.

R - Nuclide has exceeded 8 halflives.

G - Sample density differs by more than 15% of LCS density.

Abbreviations:

TPU - Total Propagated Uncertainty (see PAI SOP 743)

MDC - Minimum Detectable Concentration (see PAI SOP 709)

BDL - Below Detection Limit

Data Package ID: *GSS0408126-1*

Gamma Spectroscopy Results

PAI 713 Rev 8

Sample Results

Lab Name: Paragon Analytics
Work Order Number: 0408126
Client Name: New World Technologies
ClientProject ID: Ravenna GA00563

Field ID: SU3-B2
Lab ID: 0408126-2

Library: FANP

Sample Matrix: SOIL
Prep SOP: PAI 739 Rev 8
Date Collected: 11-Aug-04
Date Prepared: 01-Sep-04
Date Analyzed: 03-Sep-04

Prep Batch: GS040901-4
QCBatchID: GS040901-4-1
Run ID: GS040901-4A
Count Time: 30 minutes
Report Basis: Dry Weight

Final Aliquot: 268 g
Prep Basis: Dry Weight
Moisture(%): NA
Result Units: pCi/g
File Name: 042146D01A

CASNO	Target Nuclide	Result +/- 2 s TPU	MDC	Lab Qualifier
10045-97-3	Cs-137	0.70 +/- 0.20	0.18	G
14683-23-9	Eu-152	-0.34 +/- 0.49	1.10	U,G
15585-10-1	Eu-154	-0.39 +/- 0.49	1.08	U,G
14391-16-3	Eu-155	-0.07 +/- 0.25	0.45	U,G
14596-12-4	Fe-59	-0.07 +/- 0.21	0.45	U,G
10043-66-0	I-131	-0.01 +/- 0.51	0.95	U,G
13966-00-2	K-40	5.0 +/- 2.0	2.1	G
13966-31-9	Mn-54	0.03 +/- 0.11	0.19	U,G
13966-32-0	Na-22	-0.062 +/- 0.079	0.192	U,G
14681-63-1	Nb-94	-0.038 +/- 0.097	0.189	U,G
13967-76-5	Nb-95	0 +/- 0.12	0.23	U,G
15100-28-4	Pa-234m	-3 +/- 16	32	U,G
15092-94-1	Pb-212	0.59 +/- 0.19	0.23	G
15067-28-4	Pb-214	0.40 +/- 0.18	0.29	G,J
13967-48-1	Ru-106	0.07 +/- 0.79	1.47	U,G

Comments:

Qualifiers/Flags:

U - Result is less than the sample specific MDC or less than the associated TPU

Y1 - Chemical Yield is in control at 100-110%. Quantitative Yield is assumed.

Y2 - Chemical Yield outside default limits.

LT - Result is less than Requested MDC, greater than sample specific MDC.

M3 - The requested MDC was not met, but the reported activity is greater than the reported MDC.

M - The requested MDC was not met.

SQ - Spectral quality prevents accurate quantitation.

SI - Nuclide identification and/or quantitation is tentative.

TI - Nuclide identification is tentative.

R - Nuclide has exceeded 8 halflives.

G - Sample density differs by more than 15% of LCS density.

Abbreviations:

TPU - Total Propagated Uncertainty (see PAI SOP 743)

MDC - Minimum Detectable Concentration (see PAI SOP 709)

BDL - Below Detection Limit

Data Package ID: *GSS0408126-1*

Gamma Spectroscopy Results

PAI 713 Rev 8

Sample Results

Lab Name: Paragon Analytics
Work Order Number: 0408126
Client Name: New World Technologies
ClientProject ID: Ravenna GA00563

Field ID: SU3-B2
Lab ID: 0408126-2

Library: FANP

Sample Matrix: SOIL
Prep SOP: PAI 739 Rev 8
Date Collected: 11-Aug-04
Date Prepared: 01-Sep-04
Date Analyzed: 03-Sep-04

Prep Batch: GS040901-4
QCBatchID: GS040901-4-1
Run ID: GS040901-4A
Count Time: 30 minutes
Report Basis: Dry Weight

Final Aliquot: 268 g
Prep Basis: Dry Weight
Moisture(%): NA
Result Units: pCi/g
File Name: 042146D01A

CASNO	Target Nuclide	Result +/- 2 s TPU	MDC	Lab Qualifier
14683-10-4	Sb-124	-0.03 +/- 0.12	0.22	U,G
14234-35-6	Sb-125	-0.02 +/- 0.22	0.41	U,G
13967-63-0	Sc-46	0 +/- 0.075	0.154	U,G
15623-47-9	Th-227	-0.22 +/- 0.58	1.07	U,G
15065-10-8	Th-234	-0.9 +/- 1.5	2.8	U,G
14913-50-9	Tl-208	0.12 +/- 0.11	0.18	U,G
15117-96-1	U-235	0.03 +/- 0.43	0.76	U,G
13982-39-3	Zn-65	-0.02 +/- 0.24	0.47	U,G

Comments:

Qualifiers/Flags:

U - Result is less than the sample specific MDC or less than the associated TPU

Y1 - Chemical Yield is in control at 100-110%. Quantitative Yield is assumed.

Y2 - Chemical Yield outside default limits.

LT - Result is less than Requested MDC, greater than sample specific MDC.

M3 - The requested MDC was not met, but the reported activity is greater than the reported MDC.

M - The requested MDC was not met.

SQ - Spectral quality prevents accurate quantitation.

SI - Nuclide identification and/or quantitation is tentative.

TI - Nuclide identification is tentative.

R - Nuclide has exceeded 8 halflives.

G - Sample density differs by more than 15% of LCS density.

Abbreviations:

TPU - Total Propagated Uncertainty (see PAI SOP 743)

MDC - Minimum Detectable Concentration (see PAI SOP 709)

BDL - Below Detection Limit

Data Package ID: *GSS0408126-1*

Gamma Spectroscopy Results

PAI 713 Rev 8

Sample Results

Lab Name: Paragon Analytics
Work Order Number: 0408126
Client Name: New World Technologies
ClientProject ID: Ravenna GA00563

Field ID: SU1-E5
Lab ID: 0408126-3

Library: FANP

Sample Matrix: SOIL
Prep SOP: PAI 739 Rev 8
Date Collected: 10-Aug-04
Date Prepared: 01-Sep-04
Date Analyzed: 03-Sep-04

Prep Batch: GS040901-4
QCBatchID: GS040901-4-1
Run ID: GS040901-4A
Count Time: 30 minutes
Report Basis: Dry Weight

Final Aliquot: 214 g
Prep Basis: Dry Weight
Moisture(%): NA
Result Units: pCi/g
File Name: 042147D01A

CASNO	Target Nuclide	Result +/- 2 s TPU	MDC	Lab Qualifier
14331-83-0	Ac-228	1.34 +/- 0.51	0.97	G
14391-76-5	Ag-110m	-0.18 +/- 0.21	0.42	U,G
14682-66-7	Al-26	0.03 +/- 0.11	0.22	U,G
14596-10-2	Am-241	0.01 +/- 0.93	1.67	U,G
13966-02-4	Be-7	0.8 +/- 1.1	1.8	U,G
14913-49-6	Bi-212	1.9 +/- 1.9	3.1	U,G
14733-03-0	Bi-214	1.50 +/- 0.44	0.43	G,J
13982-30-4	Ce-139	0.01 +/- 0.10	0.18	U,G
14762-78-8	Ce-144	-0.03 +/- 0.61	1.08	U,G
14093-03-9	Co-56	0.15 +/- 0.25	0.43	U,G
13981-50-5	Co-57	0.059 +/- 0.054	0.084	U,G
13981-38-9	Co-58	0.05 +/- 0.11	0.19	U,G
10198-40-0	Co-60	-0.03 +/- 0.12	0.25	U,G
14392-02-0	Cr-51	-0.4 +/- 1.4	2.7	U,G
13967-70-9	Cs-134	0.09 +/- 0.11	0.17	U,G

Comments:

Qualifiers/Flags:

U - Result is less than the sample specific MDC or less than the associated TPU

Y1 - Chemical Yield is in control at 100-110%. Quantitative Yield is assumed.

Y2 - Chemical Yield outside default limits.

LT - Result is less than Requested MDC, greater than sample specific MDC.

M3 - The requested MDC was not met, but the reported activity is greater than the reported MDC.

M - The requested MDC was not met.

SQ - Spectral quality prevents accurate quantitation.

SI - Nuclide identification and/or quantitation is tentative.

TI - Nuclide identification is tentative.

R - Nuclide has exceeded 8 halflives.

G - Sample density differs by more than 15% of LCS density.

Abbreviations:

TPU - Total Propagated Uncertainty (see PAI SOP 743)

MDC - Minimum Detectable Concentration (see PAI SOP 709)

BDL - Below Detection Limit

Data Package ID: *GSS0408126-1*

Gamma Spectroscopy Results

PAI 713 Rev 8

Sample Results

Lab Name: Paragon Analytics
Work Order Number: 0408126
Client Name: New World Technologies
ClientProject ID: Ravenna GA00563

Field ID: SU1-E5
Lab ID: 0408126-3

Library: FANP

Sample Matrix: SOIL
Prep SOP: PAI 739 Rev 8
Date Collected: 10-Aug-04
Date Prepared: 01-Sep-04
Date Analyzed: 03-Sep-04

Prep Batch: GS040901-4
QCBatchID: GS040901-4-1
Run ID: GS040901-4A
Count Time: 30 minutes
Report Basis: Dry Weight

Final Aliquot: 214 g
Prep Basis: Dry Weight
Moisture(%): NA
Result Units: pCi/g
File Name: 042147D01A

CASNO	Target Nuclide	Result +/- 2 s TPU	MDC	Lab Qualifier
10045-97-3	Cs-137	0.50 +/- 0.21	0.26	G
14683-23-9	Eu-152	0.21 +/- 0.76	1.38	U,G
15585-10-1	Eu-154	-0.49 +/- 0.58	1.31	U,G
14391-16-3	Eu-155	0.25 +/- 0.34	0.56	U,G
14596-12-4	Fe-59	0.12 +/- 0.27	0.47	U,G
10043-66-0	I-131	-0.22 +/- 0.79	1.49	U,G
13966-00-2	K-40	5.3 +/- 2.7	3.6	G
13966-31-9	Mn-54	-0.05 +/- 0.13	0.26	U,G
13966-32-0	Na-22	-0.07 +/- 0.12	0.27	U,G
14681-63-1	Nb-94	0.20 +/- 0.14	0.20	G,TI
13967-76-5	Nb-95	0.14 +/- 0.16	0.26	U,G
15100-28-4	Pa-234m	-6 +/- 16	35	U,G
15092-94-1	Pb-212	1.43 +/- 0.35	0.38	G
15067-28-4	Pb-214	1.03 +/- 0.33	0.51	G,J
13967-48-1	Ru-106	-0.6 +/- 1.1	2.2	U,G

Comments:

Qualifiers/Flags:

U - Result is less than the sample specific MDC or less than the associated TPU

Y1 - Chemical Yield is in control at 100-110%. Quantitative Yield is assumed.

Y2 - Chemical Yield outside default limits.

LT - Result is less than Requested MDC, greater than sample specific MDC.

M3 - The requested MDC was not met, but the reported activity is greater than the reported MDC.

M - The requested MDC was not met.

SQ - Spectral quality prevents accurate quantitation.

SI - Nuclide identification and/or quantitation is tentative.

TI - Nuclide identification is tentative.

R - Nuclide has exceeded 8 halflives.

G - Sample density differs by more than 15% of LCS density.

Abbreviations:

TPU - Total Propagated Uncertainty (see PAI SOP 743)

MDC - Minimum Detectable Concentration (see PAI SOP 709)

BDL - Below Detection Limit

Data Package ID: *GSS0408126-1*

Gamma Spectroscopy Results

PAI 713 Rev 8

Sample Results

Lab Name: Paragon Analytics
Work Order Number: 0408126
Client Name: New World Technologies
ClientProject ID: Ravenna GA00563

Field ID: SU1-E5
Lab ID: 0408126-3

Library: FANP

Sample Matrix: SOIL
Prep SOP: PAI 739 Rev 8
Date Collected: 10-Aug-04
Date Prepared: 01-Sep-04
Date Analyzed: 03-Sep-04

Prep Batch: GS040901-4
QCBatchID: GS040901-4-1
Run ID: GS040901-4A
Count Time: 30 minutes
Report Basis: Dry Weight

Final Aliquot: 214 g
Prep Basis: Dry Weight
Moisture(%): NA
Result Units: pCi/g
File Name: 042147D01A

CASNO	Target Nuclide	Result +/- 2 s TPU	MDC	Lab Qualifier
14683-10-4	Sb-124	0.01 +/- 0.13	0.24	U,G
14234-35-6	Sb-125	0.14 +/- 0.29	0.49	U,G
13967-63-0	Sc-46	-0.03 +/- 0.13	0.27	U,G
15623-47-9	Th-227	-0.86 +/- 0.92	1.77	U,G
15065-10-8	Th-234	1.6 +/- 1.6	2.5	U,G
14913-50-9	Tl-208	0.58 +/- 0.20	0.22	G
15117-96-1	U-235	0.10 +/- 0.69	1.20	U,G
13982-39-3	Zn-65	-0.46 +/- 0.35	0.76	U,G

Comments:

Qualifiers/Flags:

U - Result is less than the sample specific MDC or less than the associated TPU

Y1 - Chemical Yield is in control at 100-110%. Quantitative Yield is assumed.

Y2 - Chemical Yield outside default limits.

LT - Result is less than Requested MDC, greater than sample specific MDC.

M3 - The requested MDC was not met, but the reported activity is greater than the reported MDC.

M - The requested MDC was not met.

SQ - Spectral quality prevents accurate quantitation.

SI - Nuclide identification and/or quantitation is tentative.

TI - Nuclide identification is tentative.

R - Nuclide has exceeded 8 halflives.

G - Sample density differs by more than 15% of LCS density.

Abbreviations:

TPU - Total Propagated Uncertainty (see PAI SOP 743)

MDC - Minimum Detectable Concentration (see PAI SOP 709)

BDL - Below Detection Limit

Data Package ID: *GSS0408126-1*

PARAGON ANALYTICS
225 Commerce Drive ◆ Fort Collins, CO 80524 ◆ (800) 443-1511 ◆ (970) 490-1511 ◆ FAX (970) 490-1522

September 24, 2004

Mr. Dan Spicuzza
New World Technology
322 Albert Street
Turtle Creek, PA 15145

Re: Paragon Workorder: 04-08-167
Client Project Name: Ravenna
Client Project Number: GA00563

Dear Mr. Spicuzza:

Twenty soil samples were received from New World Technology on August 18, 2004. The samples were scheduled for Gamma Spectroscopy (pages 1-314) analysis. The results for this analysis are contained in the enclosed reports.

Thank you for your confidence in Paragon Analytics. Should you have any questions, please call.

Sincerely,

Paragon Analytics
Lance Steere
Senior Project Manager

LRS/ja
Enclosure: Report

Paragon Analytics

Sample Number(s) Cross-Reference Table

Paragon OrderNum: 0408167
Client Name: New World Technologies
Client Project Name: Ravenna
Client Project Number: GA00563
Client PO Number: 40149

Client Sample	Lab Sample Number	COC Number	Matrix	Date Collected	Time Collected
SU4-D2	0408167-1		SOIL	12-Aug-04	10:40
SU4-C1	0408167-2		SOIL	12-Aug-04	10:10
SU4-C2	0408167-3		SOIL	12-Aug-04	10:15
SU4-E2	0408167-4		SOIL	12-Aug-04	9:55
SU4-E1	0408167-5		SOIL	12-Aug-04	9:50
SU4-D1	0408167-6		SOIL	12-Aug-04	10:00
SU4-F0	0408167-7		SOIL	12-Aug-04	11:10
SU4-A1	0408167-8		SOIL	12-Aug-04	10:30
SU4-B2	0408167-9		SOIL	12-Aug-04	10:20
SU4-A2	0408167-10		SOIL	12-Aug-04	10:35
SU4-E4	0408167-11		SOIL	12-Aug-04	9:00
SU4-F1	0408167-12		SOIL	12-Aug-04	9:45
SU4-E3	0408167-13		SOIL	12-Aug-04	9:15
SU4-D3	0408167-14		SOIL	11-Aug-04	15:40
SU4-A3	0408167-15		SOIL	11-Aug-04	15:30
SU4-B4	0408167-16		SOIL	11-Aug-04	15:20
SU4-D4	0408167-17		SOIL	11-Aug-04	15:45
SU4-C3	0408167-18		SOIL	11-Aug-04	15:35
SU4-A4	0408167-19		SOIL	11-Aug-04	15:15
SU4-C4	0408167-20		SOIL	11-Aug-04	16:00

0704

New World Technology

Chain of Custody

0408167

Page 1 of 3

Project Name: Ravenna

Project #: 6A00563

P.O.#:

Sampler: Kaunt

Notes:

Analysis Required

	Sample Identification	Collection	Collection							6 Amount Spec AC-778								Remarks	Check if RUSH
1	SU4-D2	8-12-04	1040	X		X			1	X									
2	SU4-C1		1010	X		X			1	X									
3	SU4-C2		1015	X		X			1	X									
4	SU4-E2		0955	X		X			1	X									
5	SU4-E1		0950	X		X			1	X									
6	SU4-D1		1000	X		X			1	X									
7	SU4-F0		1110	X		X			1	X									
8	SU4-A1		1030	X		X			1	X									
9	SU4-B2		1020	X		X			1	X									
10	SU4-A2		1035	X		X			1	X									

Name of Shipper	Airbill No.	Date	Time	Sample Relinquished By:	Date	Time	Sample Received By:	Date	Time
FedEx	836681275132	8-16-04	0800	Dan Spi[illegible]	8-16-04	0800	[illegible]	8-18-04	1000

Received by (Lab)	Date	Time	Condition on receipt

Turnaround Time Requested: (please circle): Normal Rush

(Rush TAT is subject to Client approval and Laboratory surcharge)

Report Results By: (Date) 9-16-04

Rush results requested by: (please circle): Phone Fax

Report Results To: Dan Spiewak

Address: 322 Albert St. Turtle Creek PA 15145

Telephone: (412) 824-2353

Fax: (412) 824-8256

Type: (please circle) Haz Rad Mixed Unknown

Disposal By: (please circle) Lab Client Contractor

White Copy – (Original) Retain with Samples Yellow Copy - Customer Pink Copy - Retain for Project Files

New World Technology

Chain Of Custody (Continuation Sheet)

040 8167

Project Name: Ravenna

Project Number: GA00563

Lab ID#

COC# 0704

Sampler: Koundz

Notes:

Analysis Required

	Sample Identification	Date Collected	Time Collected	Grab	Composite	Soil	Water	Other	# of Containers	Gamma Spec Radionuclides										Notes	Check if RUSH
1) (11)	SU4-F4	8-12-04	0900	X		X			1	X											
2) (12)	SU4-F1		0945	X		X			1	X											
3) (13)	SU4-E3		0915	X		X			1	X											
4) (14)	SU4-D3	8-16-04	1540	X		X			1	X											
5) (15)	SU4-A3		1530	X		X			1	X											
6) (16)	SU4-B4		1520	X		X			1	X											
7) (17)	SU4-D4		1545	X		X			1	X											
8) (18)	SU4-C3		1535	X		X			1	X											
9) (19)	SU4-A4		1515	X		X			1	X											
10) (20)	SU4-C4		1600	X		X			1	X											
11)	SU4-B3		1525	X		X			1	X											
12)	SU4-F2	8-12-04	0925	X		X			1	X											
13)	SU4-G1		0940	X		X			1	X											
14)	SU4-B0		1145	X		X			1	X											
15)	SU4-B1		1025	X		X			1	X											
16)	SU4-A0		1140	X		X			1	X											
17)	SU4-F3		0910	X		X			1	X											
18	SU4-E0		1105	X		X			1	X											

White Copy - (Original) Retain with Samples Yellow Copy - Customer Pink Copy - Retain for Project Files

Paragon Analytics

CONDITION OF SAMPLE UPON RECEIPT FORM

Client: PWT Workorder No: 0408167

Project Manager: LS Initials: amr Date: 8-18-04

1.	Does this project require any **special handling** in addition to standard Paragon procedures?		YES	NO
2.	Is **pre-screening** required per SOP 008?		YES	NO
3.	Are custody **seals** on **shipping containers** intact?	N/A	YES	NO
4.	Are custody **seals** on **sample containers** intact?	N/A	YES	NO
5.	Is there a **COC (Chain-of-Custody) present** or other representative documents?		YES	NO
6.	Is the **COC** (if applicable) **complete and legible**?	N/A	YES	NO
7.	Are **bottle IDs legible** and in **agreement** with **COC sample IDs**?	N/A	YES	NO
8.	Is the COC in agreement with samples received? (**# of samples, # of containers, matrix**)	N/A	YES	NO
9.	Were **airbills** present and/or removable?	N/A	YES	NO
10.	Are all **aqueous samples** requiring preservation **preserved correctly**? (excluding volatile organics)	N/A	YES	NO
11.	Are all aqueous **non-preserved samples** at the **correct pH**?	N/A	YES	NO
12.	Is there **sufficient sample** for the requested analyses?		YES	NO
13.	Were all samples placed in the **proper containers** for the requested analyses?		YES	NO
14.	Are all samples within **holding times** for the requested analyses?		YES	NO
15.	Were all sample containers received **intact**? (not broken or leaking, etc.)		YES	NO
16.	Are all samples requiring no headspace (volatiles, reactive cyanide/sulfide, radon), headspace free? **Size of bubble:** ____ < green pea ____ > green pea	N/A	YES	NO
17.	Were samples checked for and free from the presence of **residual chlorine?** (Applicable when PM has indicated samples are from a chlorinated water source; note if field preservation with sodium thiosulfate was not observed.)	N/A	YES	NO
18.	Were the sample(s) **shipped on ice**?	N/A	YES	NO
19.	Were cooler temperatures measured at 0.1-6.0°C? **IR gun used*: #1 #2**	N/A	YES	NO

*IR Gun #1: Raytek, SN SC-PM3/T29403	Cooler #'s	1						
*IR Gun #2: Oakton, SN 2SCIR1201	Temperature	N/A						
	No. of custody seals	1						
DOT Survey/ Acceptance Information	External µR/hr reading	16						
	Background µR/hr reading	13						

Were external µR/hr readings ≤ two times background and within DOT acceptance criteria? **YES / NO** (If no, see Form 008.)

Additional Information: PROVIDE DETAILS BELOW FOR A NO RESPONSE TO ANY QUESTION ABOVE EXCEPT #1 AND #2.

If applicable, was the client contacted? **YES / NO / N/A** Contact Name:_____ Date/Time:_____

Project Manager Signature/ Date: 8/20/04

Form 201r18.xls (6/26/04)

Paragon Analytics

Radiochemistry Case Narrative
Gamma Spectroscopy

New World Technologies

Ravenna / GA00563

Paragon Work Order 0408167

1. This report consists of analysis results for 20 soil samples received by Paragon Analytics on 08/18/2004. The analysis results for these samples are reported on a 'dry weight' basis in units of pCi/gram.
2. These samples were prepared according to Paragon Analytics procedure PA SOP739R8.
3. The samples were analyzed for the presence of gamma emitting radionuclides according to Paragon Analytics procedure PA SOP713R8. The analyses were completed on 09/17/2004.
4. Sample volumes were insufficient to allow preparation of duplicates. A duplicate analysis of samples SU4-D2 and SU4-A2 (PA ID 0408167-1 and 10) was performed in lieu of a prepared duplicate.
5. Activity concentrations above the calculated MDC are reported in some instances where minimum nuclide identification criteria are not met. Such tentative identifications result when the software attempts to calculate net activity concentrations for analytes where either one or both of the following criteria are not satisfied: the 'diagnostic' peak for a nuclide must be identified above the critical level, or the minimum library peak abundance must be attained. Nuclides not meeting these requirements have been flagged with a "TI" qualifier.
6. Paragon Analytics has found there to be a significant low bias to Pb-214 and Bi-214 results when using a mixed nuclide gamma source for efficiency calibrations. The magnitude of this bias has been determined to be approximately 32% for Bi-214, and 23% for Pb-214. Therefore, any reported results for Pb-214 and Bi-214 are flagged with a "J" qualifier, indicating the activity values to be an estimated value. Results are reported without further qualification.
7. Paragon Analytics follows the convention outlined in ANSI N42.23 for reporting significant digits in the TPU and MDC results. ANSI N42.23 states that the TPU result should be rounded to two significant digits and that the MDC result should be rounded to the same decimal place as the TPU result. In practice, this could result in an MDC result with a reported value of 0 for samples with significant activity, including the batch laboratory control sample.
8. There are cases where the sample density is less than the associated calibration standard density. Cases that exceed the limit of +/- 15% of the density of the calibration standard are

flagged with a 'G', denoting a significant density difference between the sample and calibration standard. Consequently, the results may be biased high for the flagged results in this workorder. If requested, Paragon Analytics will perform a transmission spike in order to estimate a magnitude of this bias. The results are reported without further qualification.

9. Due to poor spectra quality, the Seeker Gamma Spectroscopic Software was unable to calculate values for the activity, 2-sigma total propagated uncertainty (T.P.U.), and the minimum detectable concentration (M.D.C.) for sample SU4-E3 (PA ID 0408167-13). Thus the activity result for Al-26 has been given a "SI" qualifier. The results are submitted without further qualification.

10. There are cases where the magnitude of negative activity is greater than the 2-sigma TPU. Under typical conditions, where background data is normally distributed and analyzed by paired observations, this event is likely to occur at least 2.5% of the time. Review of the data does not indicate a problem with the instrument or reporting systems and results are reported without further qualification.

11. No problems were encountered with either the client samples or the associated quality control samples. All quality control criteria were met.

The data contained in the following report have been reviewed and approved by the personnel listed below. In addition, Paragon Analytics certifies that the analyses reported herein are true, complete and correct within the limits of the methods employed.

Radiochemistry Instrument Technician — Date: 9-23-04

Radiochemistry Final Data Review — Date: 9/23/04

000002

1

PARAGON ANALYTICS
Radiochemistry Data Package

Section 1

SAMPLE RESULTS SUMMARY

A summary report is not provided.

Please refer to the individual sample results data in Section 3.

PARAGON ANALYTICS

Radiochemistry Data Package

2

Section 2

QC RESULTS SUMMARY

Gamma Spectroscopy Results

PAI 713 Rev 8

Method Blank Results

Lab Name: Paragon Analytics
Work Order Number: 0408167
Client Name: New World Technologies
ClientProject ID: Ravenna GA00563

Lab ID: GS040907-2MB

Sample Matrix: SOIL
Prep SOP: PAI 739 Rev 8
Date Collected: 03-Sep-04
Date Prepared: 03-Sep-04
Date Analyzed: 17-Sep-04

Prep Batch: GS040907-2
QCBatchID: GS040907-2-1
Run ID: GS040907-2A
Count Time: 30 minutes

Final Aliquot: 500 g
Result Units: pCi/g
File Name: 040427D05A

Library: FANP

CASNO	Target Nuclide	Result +/- 2 s TPU	MDC	Lab Qualifier
14331-83-0	Ac-228	-0.01 +/- 0.11	0.22	U
14391-76-5	Ag-110m	0 +/- 0.038	0.072	U
14682-66-7	Al-26	-0.030 +/- 0.035	0.092	U
14596-10-2	Am-241	0.20 +/- 0.27	0.45	U
13966-02-4	Be-7	-0.09 +/- 0.26	0.52	U
14913-49-6	Bi-212	0 +/- 0.49	0.95	U
14733-03-0	Bi-214	0.001 +/- 0.090	0.165	U,J
13982-30-4	Ce-139	-0.005 +/- 0.021	0.040	U
14762-78-8	Ce-144	0.07 +/- 0.13	0.23	U
14093-03-9	Co-56	0.026 +/- 0.050	0.088	U
13981-50-5	Co-57	-0.003 +/- 0.019	0.036	U
13981-38-9	Co-58	-0.016 +/- 0.036	0.075	U
10198-40-0	Co-60	0.016 +/- 0.040	0.073	U
14392-02-0	Cr-51	-0.03 +/- 0.17	0.34	U
13967-70-9	Cs-134	-0.025 +/- 0.042	0.083	U

Comments:

Qualifiers/Flags:

U - Result is less than the sample specific MDC or less than the associated TPU
Y1 - Chemical Yield is in control at 100-110%. Quantitative Yield is assumed.
Y2 - Chemical Yield outside default limits.
LT - Result is less than Requested MDC, greater than sample specific MDC.
SQ - Spectral quality prevents accurate quantitation.
SI - Nuclide identification and/or quantitation is tentative.
TI - Nuclide identification is tentative.
R - Nuclide has exceeded 8 halflives.
M - Requested MDC not met.
B - Analyte concentration greater than MDC.
B3 - Analyte concentration greater than MDC but less than Requested MDC.

Abbreviations:

TPU - Total Propagated Uncertainty (see PAI SOP 743)
MDC - Minimum Detectable Concentration (see PAI SOP 709)
BDL - Below Detection Limit

Data Package ID: *GSS0408167-1*

Gamma Spectroscopy Results

PAI 713 Rev 8

Method Blank Results

Lab Name: Paragon Analytics
Work Order Number: 0408167
Client Name: New World Technologies
ClientProject ID: Ravenna GA00563

Lab ID: GS040907-2MB

Sample Matrix: SOIL
Prep SOP: PAI 739 Rev 8
Date Collected: 03-Sep-04
Date Prepared: 03-Sep-04
Date Analyzed: 17-Sep-04

Prep Batch: GS040907-2
QCBatchID: GS040907-2-1
Run ID: GS040907-2A
Count Time: 30 minutes

Final Aliquot: 500 g
Result Units: pCi/g
File Name: 040427D05A

Library: FANP

CASNO	Target Nuclide	Result +/- 2 s TPU	MDC	Lab Qualifier
10045-97-3	Cs-137	-0.011 +/- 0.036	0.073	U
14683-23-9	Eu-152	0.01 +/- 0.16	0.32	U
15585-10-1	Eu-154	-0.02 +/- 0.19	0.38	U
14391-16-3	Eu-155	0.076 +/- 0.094	0.152	U
14596-12-4	Fe-59	-0.011 +/- 0.046	0.104	U
10043-66-0	I-131	-0.004 +/- 0.030	0.057	U
13966-00-2	K-40	0.21 +/- 0.51	0.91	U
13966-31-9	Mn-54	-0.024 +/- 0.037	0.079	U
13966-32-0	Na-22	-0.044 +/- 0.039	0.095	U
14681-63-1	Nb-94	-0.017 +/- 0.036	0.073	U
13967-76-5	Nb-95	0.018 +/- 0.036	0.063	U
15100-28-4	Pa-234m	2.0 +/- 5.4	9.9	U
15092-94-1	Pb-212	0.010 +/- 0.058	0.104	U
15067-28-4	Pb-214	0.073 +/- 0.072	0.112	U,J
13967-48-1	Ru-106	-0.09 +/- 0.34	0.67	U

Comments:

Qualifiers/Flags:

U - Result is less than the sample specific MDC or less than the associated TPU
Y1 - Chemical Yield is in control at 100-110%. Quantitative Yield is assumed.
Y2 - Chemical Yield outside default limits.
LT - Result is less than Requested MDC, greater than sample specific MDC.
SQ - Spectral quality prevents accurate quantitation.
SI - Nuclide identification and/or quantitation is tentative.
TI - Nuclide identification is tentative.
R - Nuclide has exceeded 8 halflives.
M - Requested MDC not met.
B - Analyte concentration greater than MDC.
B3 - Analyte concentration greater than MDC but less then Requested MDC.

Abbreviations:

TPU - Total Propagated Uncertainty (see PAI SOP 743)
MDC - Minimum Detectable Concentration (see PAI SOP 709)
BDL - Below Detection Limit

Data Package ID: *GSS0408167-1*

Gamma Spectroscopy Results

PAI 713 Rev 8

Method Blank Results

Lab Name: Paragon Analytics
Work Order Number: 0408167
Client Name: New World Technologies
ClientProject ID: Ravenna GA00563

Lab ID: GS040907-2MB

Sample Matrix: SOIL
Prep SOP: PAI 739 Rev 8
Date Collected: 03-Sep-04
Date Prepared: 03-Sep-04
Date Analyzed: 17-Sep-04

Prep Batch: GS040907-2
QCBatchID: GS040907-2-1
Run ID: GS040907-2A
Count Time: 30 minutes

Final Aliquot: 500 g
Result Units: pCi/g
File Name: 040427D05A

Library: FANP

CASNO	Target Nuclide	Result +/- 2 s TPU	MDC	Lab Qualifier
14683-10-4	Sb-124	0.006 +/- 0.039	0.070	U
14234-35-6	Sb-125	0.039 +/- 0.078	0.136	U
13967-63-0	Sc-46	-0.004 +/- 0.035	0.069	U
15623-47-9	Th-227	-0.09 +/- 0.20	0.37	U
15065-10-8	Th-234	0.28 +/- 0.51	0.87	U
14913-50-9	Tl-208	0.019 +/- 0.039	0.068	U
15117-96-1	U-235	0.13 +/- 0.16	0.25	U
13982-39-3	Zn-65	0.012 +/- 0.086	0.163	U

Comments:

Qualifiers/Flags:

U - Result is less than the sample specific MDC or less than the associated TPU
Y1 - Chemical Yield is in control at 100-110%. Quantitative Yield is assumed.
Y2 - Chemical Yield outside default limits.
LT - Result is less than Requested MDC, greater than sample specific MDC.
SQ - Spectral quality prevents accurate quantitation.
SI - Nuclide identification and/or quantitation is tentative.
TI - Nuclide identification is tentative.
R - Nuclide has exceeded 8 halflives.
M - Requested MDC not met.
B - Analyte concentration greater than MDC.
B3 - Analyte concentration greater than MDC but less than Requested MDC.

Abbreviations:

TPU - Total Propagated Uncertainty (see PAI SOP 743)
MDC - Minimum Detectable Concentration (see PAI SOP 709)
BDL - Below Detection Limit

Data Package ID: *GSS0408167-1*

Gamma Spectroscopy Results

PAI 713 Rev 8

Laboratory Control Sample(s)

Lab Name: Paragon Analytics
Work Order Number: 0408167
Client Name: New World Technologies
ClientProject ID: Ravenna GA00563

Lab ID: GS040907-2LCS

Library: ANALYTICAL

Sample Matrix: SOIL
Prep SOP: PAI 739 Rev 8
Date Collected: 03-Sep-04
Date Prepared: 03-Sep-04
Date Analyzed: 17-Sep-04

Prep Batch: GS040907-2
QCBatchID: GS040907-2-1
Run ID: GS040907-2A
Count Time: 30 minutes

Final Aliquot: 500 g
Result Units: pCi/g
File Name: 040428D05D

CASNO	Target Nuclide	Results +/- 2s TPU	MDC	Spike Added	% Rec	Control Limits	Lab Qualifier
14596-10-2	Am-241	200 +/- 24	6	212	94.4	85 - 115	P
10198-40-0	Co-60	109 +/- 13	0	116	94.1	85 - 115	P
10045-97-3	Cs-137	84.2 +/- 9.9	0.6	85.2	98.9	85 - 115	P

Comments:

Qualifiers/Flags:

U - Result is less than the sample specific MDC or less than the associated TPU
LT - Result is less than Requested MDC, greater than sample specific MDC.
Y1 - Chemical Yield is in control at 100-110%. Quantitative Yield is assumed.
Y2 - Chemical Yield outside default limits.
L - LCS Recovery below lower control limit.
H - LCS Recovery above upper control limit.
P - LCS Recovery within control limits.
M - The requested MDC was not met.
M3 - The requested MDC was not met, but thereported activity is greater than the reported MDC.
SQ - Spectral quality prevents accurate quantitation.
SI - Nuclide identification and/or quantitation is tentative.
TI - Nuclide identification is tentative.
R - Nuclide has exceeded 8 halflives.

Abbreviations:

TPU - Total Propagated Uncertainty (see PAI SOP 743)
MDC - Minimum Detectable Concentration (see PAI SOP 709)

Data Package ID: *GSS0408167-1*

Gamma Spectroscopy Results

PAI 713 Rev 8

Duplicate Sample Results (DER)

Lab Name: Paragon Analytics
Work Order Number: 0408167
Client Name: New World Technologies
ClientProject ID: Ravenna GA00563

Field ID: SU4-D2
Lab ID: 0408167-1DUP

Library: FANP

Sample Matrix: SOIL
Prep SOP: PAI 739 Rev 8
Date Collected: 12-Aug-04
Date Prepared: 03-Sep-04
Date Analyzed: 16-Sep-04

Prep Batch: GS040907-2
QCBatchID: GS040907-2-1
Run ID: GS040907-2A
Count Time: 30 minutes
Report Basis: Dry Weight

Final Aliquot: 304 g
Prep Basis: Dry Weight
Moisture(%): NA
Result Units: pCi/g
File Name: 041585D08A

CASNO	Analyte	Sample Result +/- 2s TPU	Duplicate Result +/- 2s TPU	DER	Control Limit	Lab Qualifiers
14331-83-0	Ac-228	0.91 +/- 0.36	1.07 +/- 0.38	0.30	2.13	G
14391-76-5	Ag-110m	-0.068 +/- 0.085	-0.051 +/- 0.081	0.14	2.13	U,G
14682-66-7	Al-26	0.022 +/- 0.031	0.049 +/- 0.049	0.46	2.13	G,TI
14596-10-2	Am-241	0.24 +/- 0.63	-0.05 +/- 0.13	0.45	2.13	U,G
13966-02-4	Be-7	-0.12 +/- 0.93	0.25 +/- 0.64	0.33	2.13	U,G
14913-49-6	Bi-212	0.3 +/- 1.1	1.6 +/- 1.2	0.79	2.13	U,G
14733-03-0	Bi-214	0.76 +/- 0.25	0.76 +/- 0.24	0.01	2.13	G,J
13982-30-4	Ce-139	0 +/- 0.055	-0.023 +/- 0.051	0.31	2.13	U,G
14762-78-8	Ce-144	-0.50 +/- 0.37	0.04 +/- 0.29	1.15	2.13	U,G
14093-03-9	Co-56	0.35 +/- 0.18	0.13 +/- 0.18	0.83	2.13	U,G
13981-50-5	Co-57	0.005 +/- 0.055	-0.004 +/- 0.032	0.15	2.13	U,G
13981-38-9	Co-58	-0.030 +/- 0.097	-0.018 +/- 0.096	0.09	2.13	U,G
10198-40-0	Co-60	0.087 +/- 0.064	-0.005 +/- 0.070	0.97	2.13	U,G
14392-02-0	Cr-51	-0.4 +/- 1.2	-0.2 +/- 1.0	0.17	2.13	U,G
13967-70-9	Cs-134	-0.031 +/- 0.074	0.052 +/- 0.080	0.76	2.13	U,G
10045-97-3	Cs-137	0.118 +/- 0.098	0.107 +/- 0.075	0.09	2.13	G
14683-23-9	Eu-152	-0.21 +/- 0.45	0.49 +/- 0.43	1.12	2.13	U,G

Comments:

Duplicate Qualifiers/Flags:

U - Result is less than the sample specific MDC.
Y1 - Chemical Yield is in control at 100-110%. Quantitative yield is assumed.
Y2 - Chemical Yield outside default limits.
W - DER is greater than Warning Limit of 1.42
D - DER is greater than Control Limit of 2.13
LT - Result is less than Request MDC, greater than sample specific MDC
M - Requested MDC not met.
M3 - The requested MDC was not met, but the reported activity is greater than the reported MDC.
L - LCS Recovery below lower control limit.
H - LCS Recovery above upper control limit.
P - LCS, Matrix Spike Recovery within control limits.
N - Matrix Spike Recovery outside control limits

SQ - Spectral quality prevents accurate quantitation.
SI - Nuclide identification and/or quantitation is tentative.
TI - Nuclide identification is tentative.
R - Nuclide has exceeded 8 halflives.
G - Sample density differs by more than 15% of LCS density.

Abbreviations:

TPU - Total Propagated Uncertainty (see PAI SOP 743)
DER - Duplicate Error Ratio
BDL - Below Detection Limit
NR - Not Reported

Data Package ID: *GSS0408167-1*

Gamma Spectroscopy Results

PAI 713 Rev 8

Duplicate Sample Results (DER)

Lab Name: Paragon Analytics
Work Order Number: 0408167
Client Name: New World Technologies
ClientProject ID: Ravenna GA00563

Field ID: SU4-D2
Lab ID: 0408167-1DUP

Library: FANP

Sample Matrix: SOIL
Prep SOP: PAI 739 Rev 8
Date Collected: 12-Aug-04
Date Prepared: 03-Sep-04
Date Analyzed: 16-Sep-04

Prep Batch: GS040907-2
QCBatchID: GS040907-2-1
Run ID: GS040907-2A
Count Time: 30 minutes
Report Basis: Dry Weight

Final Aliquot: 304 g
Prep Basis: Dry Weight
Moisture(%): NA
Result Units: pCi/g
File Name: 041585D08A

15585-10-1	Eu-154	-0.28 +/- 0.46	0.21 +/- 0.40	0.79	2.13	U,G
14391-16-3	Eu-155	-0.03 +/- 0.24	0.06 +/- 0.14	0.36	2.13	U,G
14596-12-4	Fe-59	-0.04 +/- 0.17	-0.12 +/- 0.20	0.32	2.13	U,G
10043-66-0	I-131	0.7 +/- 1.4	0.5 +/- 1.2	0.11	2.13	U,G
13966-00-2	K-40	7.4 +/- 2.0	8.3 +/- 2.2	0.31	2.13	G
13966-31-9	Mn-54	-0.005 +/- 0.084	-0.035 +/- 0.071	0.28	2.13	U,G
13966-32-0	Na-22	0.042 +/- 0.083	0.032 +/- 0.083	0.08	2.13	U,G
14681-63-1	Nb-94	0.051 +/- 0.069	0.047 +/- 0.066	0.04	2.13	U,G
13967-76-5	Nb-95	0.05 +/- 0.11	0.05 +/- 0.12	0.04	2.13	U,G
15100-28-4	Pa-234m	6 +/- 14	-3 +/- 11	0.49	2.13	U,G
15092-94-1	Pb-212	0.70 +/- 0.20	0.86 +/- 0.21	0.54	2.13	G
15067-26-4	Pb-214	0.88 +/- 0.22	0.71 +/- 0.19	0.59	2.13	G,J
13967-48-1	Ru-106	-0.11 +/- 0.68	0.54 +/- 0.70	0.66	2.13	U,G
14683-10-4	Sb-124	-0.05 +/- 0.11	-0.05 +/- 0.12	0.02	2.13	U,G
14234-35-6	Sb-125	-0.07 +/- 0.18	0.04 +/- 0.16	0.44	2.13	U,G
13967-63-0	Sc-46	-0.044 +/- 0.076	-0.030 +/- 0.095	0.11	2.13	U,G
15623-47-9	Th-227	-0.03 +/- 0.38	0.04 +/- 0.29	0.16	2.13	U,G
15065-10-8	Th-234	1.8 +/- 1.6	1.84 +/- 0.87	0.04	2.13	G
14913-50-9	Tl-208	0.26 +/- 0.11	0.29 +/- 0.12	0.18	2.13	G

Comments:

Duplicate Qualifiers/Flags:

U - Result is less than the sample specific MDC.
Y1 - Chemical Yield is in control at 100-110%. Quantitative yield is assumed.
Y2 - Chemical Yield outside default limits.
W - DER is greater than Warning Limit of 1.42
D - DER is greater than Control Limit of 2.13
LT - Result is less than Request MDC, greater than sample specific MDC
M - Requested MDC not met.
M3 - The requested MDC was not met, but the reported activity is greater than the reported MDC.
L - LCS Recovery below lower control limit.
H - LCS Recovery above upper control limit.
P - LCS, Matrix Spike Recovery within control limits.
N - Matrix Spike Recovery outside control limits

SQ - Spectral quality prevents accurate quantitation.
SI - Nuclide identification and/or quantitation is tentative.
TI - Nuclide identification is tentative.
R - Nuclide has exceeded 8 halflives.
G - Sample density differs by more than 15% of LCS density.

Abbreviations:

TPU - Total Propagated Uncertainty (see PAI SOP 743)
DER - Duplicate Error Ratio
BDL - Below Detection Limit
NR - Not Reported

Data Package ID: *GSS0408167-1*

Gamma Spectroscopy Results

PAI 713 Rev 8

Duplicate Sample Results (DER)

Lab Name: Paragon Analytics
Work Order Number: 0408167
Client Name: New World Technologies
ClientProject ID: Ravenna GA00563

Field ID: SU4-D2
Lab ID: 0408167-1DUP

Library: FANP

Sample Matrix: SOIL
Prep SOP: PAI 739 Rev 8
Date Collected: 12-Aug-04
Date Prepared: 03-Sep-04
Date Analyzed: 16-Sep-04

Prep Batch: GS040907-2
QCBatchID: GS040907-2-1
Run ID: GS040907-2A
Count Time: 30 minutes
Report Basis: Dry Weight

Final Aliquot: 304 g
Prep Basis: Dry Weight
Moisture(%): NA
Result Units: pCi/g
File Name: 041585D08A

15117-96-1	U-235	0.13 +/- 0.37	0.02 +/- 0.31	0.22	2.13	U,G
13982-39-3	Zn-65	-0.18 +/- 0.21	-0.22 +/- 0.21	0.12	2.13	U,G

Comments:

Duplicate Qualifiers/Flags:

U - Result is less than the sample specific MDC.
Y1 - Chemical Yield is in control at 100-110%. Quantitative yield is assumed.
Y2 - Chemical Yield outside default limits.
W - DER is greater than Warning Limit of 1.42
D - DER is greater than Control Limit of 2.13
LT - Result is less than Request MDC, greater than sample specific MDC
M - Requested MDC not met.
M3 - The requested MDC was not met, but the reported activity is greater than the reported MDC.
L - LCS Recovery below lower control limit.
H - LCS Recovery above upper control limit.
P - LCS, Matrix Spike Recovery within control limits.
N - Matrix Spike Recovery outside control limits

SQ - Spectral quality prevents accurate quantitation.
SI - Nuclide identification and/or quantitation is tentative.
TI - Nuclide identification is tentative.
R - Nuclide has exceeded 8 halflives.
G - Sample density differs by more than 15% of LCS density.

Abbreviations:

TPU - Total Propagated Uncertainty (see PAI SOP 743)
DER - Duplicate Error Ratio
BDL - Below Detection Limit
NR - Not Reported

Data Package ID: *GSS0408167-1*

Gamma Spectroscopy Results

PAI 713 Rev 8

Duplicate Sample Results (DER)

Lab Name: Paragon Analytics
Work Order Number: 0408167
Client Name: New World Technologies
ClientProject ID: Ravenna GA00563

Field ID: SU4-A2
Lab ID: 0408167-10DUP

Library: FANP

Sample Matrix: SOIL
Prep SOP: PAI 739 Rev 8
Date Collected: 12-Aug-04
Date Prepared: 03-Sep-04
Date Analyzed: 16-Sep-04

Prep Batch: GS040907-2
QCBatchID: GS040907-2-1
Run ID: GS040907-2A
Count Time: 30 minutes
Report Basis: Dry Weight

Final Aliquot: 284 g
Prep Basis: Dry Weight
Moisture(%): NA
Result Units: pCi/g
File Name: 042239D01A

CASNO	Analyte	Sample Result +/- 2s TPU	Duplicate Result +/- 2s TPU	DER	Control Limit	Lab Qualifiers
14331-83-0	Ac-228	1.74 +/- 0.42	1.74 +/- 0.46	0.00	2.13	G
14391-76-5	Ag-110m	0.011 +/- 0.085	0.01 +/- 0.11	0.04	2.13	U,G
14682-66-7	Al-26	-0.056 +/- 0.077	0.021 +/- 0.085	0.67	2.13	U,G
14596-10-2	Am-241	-0.6 +/- 1.9	0.11 +/- 0.87	0.36	2.13	U,G
13966-02-4	Be-7	0.32 +/- 0.98	0.8 +/- 1.1	0.32	2.13	U,G
14913-49-6	Bi-212	1.9 +/- 1.3	1.4 +/- 1.6	0.24	2.13	U,G
14733-03-0	Bi-214	1.64 +/- 0.34	1.79 +/- 0.42	0.28	2.13	G,J
13982-30-4	Ce-139	0.090 +/- 0.095	-0.025 +/- 0.087	0.90	2.13	U,G
14762-78-8	Ce-144	-0.27 +/- 0.54	-0.06 +/- 0.51	0.28	2.13	U,G
14093-03-9	Co-56	0.17 +/- 0.21	0.07 +/- 0.23	0.30	2.13	U,G
13981-50-5	Co-57	0.017 +/- 0.081	0.003 +/- 0.067	0.14	2.13	U,G
13981-38-9	Co-58	-0.08 +/- 0.10	0.09 +/- 0.12	1.09	2.13	U,G
10198-40-0	Co-60	-0.004 +/- 0.083	0.066 +/- 0.088	0.58	2.13	U,G
14392-02-0	Cr-51	0 +/- 1.5	-1.6 +/- 1.6	0.72	2.13	U,G
13967-70-9	Cs-134	0.023 +/- 0.080	-0.02 +/- 0.11	0.32	2.13	U,G
10045-97-3	Cs-137	0.055 +/- 0.091	0.03 +/- 0.13	0.14	2.13	U,G
14683-23-9	Eu-152	0.03 +/- 0.45	0.10 +/- 0.56	0.09	2.13	U,G

Comments:

Duplicate Qualifiers/Flags:

U - Result is less than the sample specific MDC.
Y1 - Chemical Yield is in control at 100-110%. Quantitative yield is assumed.
Y2 - Chemical Yield outside default limits.
W - DER is greater than Warning Limit of 1.42
D - DER is greater than Control Limit of 2.13
LT - Result is less than Request MDC, greater than sample specific MDC
M - Requested MDC not met.
M3 - The requested MDC was not met, but the reported activity is greater than the reported MDC.
L - LCS Recovery below lower control limit.
H - LCS Recovery above upper control limit.
P - LCS, Matrix Spike Recovery within control limits.
N - Matrix Spike Recovery outside control limits
SQ - Spectral quality prevents accurate quantitation.
SI - Nuclide identification and/or quantitation is tentative.
TI - Nuclide identification is tentative.
R - Nuclide has exceeded 8 halflives.
G - Sample density differs by more than 15% of LCS density.

Abbreviations:

TPU - Total Propagated Uncertainty (see PAI SOP 743)
DER - Duplicate Error Ratio
BDL - Below Detection Limit
NR - Not Reported

Data Package ID: *GSS0408167-1*

Gamma Spectroscopy Results

PAI 713 Rev 8

Duplicate Sample Results (DER)

Lab Name: Paragon Analytics
Work Order Number: 0408167
Client Name: New World Technologies
ClientProject ID: Ravenna GA00563

Field ID: SU4-A2
Lab ID: 0408167-10DUP

Library: FANP

Sample Matrix: SOIL
Prep SOP: PAI 739 Rev 8
Date Collected: 12-Aug-04
Date Prepared: 03-Sep-04
Date Analyzed: 16-Sep-04

Prep Batch: GS040907-2
QCBatchID: GS040907-2-1
Run ID: GS040907-2A
Count Time: 30 minutes
Report Basis: Dry Weight

Final Aliquot: 284 g
Prep Basis: Dry Weight
Moisture(%): NA
Result Units: pCi/g
File Name: 042239D01A

15585-10-1	Eu-154	0.11 +/- 0.46	-0.21 +/- 0.54	0.46	2.13	U,G
14391-16-3	Eu-155	0.42 +/- 0.37	0.09 +/- 0.30	0.69	2.13	U,G
14596-12-4	Fe-59	-0.07 +/- 0.25	-0.05 +/- 0.27	0.05	2.13	U,G
10043-66-0	I-131	0.4 +/- 1.3	0 +/- 1.7	0.16	2.13	U,G
13966-00-2	K-40	3.5 +/- 1.5	3.1 +/- 2.0	0.18	2.13	G
13966-31-9	Mn-54	-0.017 +/- 0.085	-0.03 +/- 0.11	0.07	2.13	U,G
13966-32-0	Na-22	0 +/- 0.095	0.01 +/- 0.11	0.05	2.13	U,G
14681-63-1	Nb-94	0.035 +/- 0.074	0.13 +/- 0.10	0.72	2.13	U,G
13967-76-5	Nb-95	0.05 +/- 0.15	0.02 +/- 0.15	0.13	2.13	U,G
15100-28-4	Pa-234m	6 +/- 15	27 +/- 17	0.94	2.13	G,TI
15092-94-1	Pb-212	2.24 +/- 0.38	2.47 +/- 0.42	0.41	2.13	G
15067-28-4	Pb-214	1.88 +/- 0.33	1.98 +/- 0.37	0.20	2.13	G,J
13967-48-1	Ru-106	0.05 +/- 0.72	0.07 +/- 0.85	0.02	2.13	U,G
14683-10-4	Sb-124	0.05 +/- 0.11	0.01 +/- 0.16	0.22	2.13	U,G
14234-35-6	Sb-125	0.05 +/- 0.22	-0.18 +/- 0.27	0.65	2.13	U,G
13967-63-0	Sc-46	0.07 +/- 0.11	0.08 +/- 0.13	0.08	2.13	U,G
15623-47-9	Th-227	0.18 +/- 0.87	-1.46 +/- 0.92	1.30	2.13	U,G
15065-10-8	Th-234	0.5 +/- 2.2	1.8 +/- 2.1	0.45	2.13	U,G
14913-50-9	Tl-208	0.51 +/- 0.15	0.54 +/- 0.16	0.12	2.13	G

Comments:

Duplicate Qualifiers/Flags:

U - Result is less than the sample specific MDC.
Y1 - Chemical Yield is in control at 100-110%. Quantitative yield is assumed.
Y2 - Chemical Yield outside default limits.
W - DER is greater than Warning Limit of 1.42
D - DER is greater than Control Limit of 2.13
LT - Result is less than Request MDC, greater than sample specific MDC
M - Requested MDC not met.
M3 - The requested MDC was not met, but the reported activity is greater than the reported MDC.
L - LCS Recovery below lower control limit.
H - LCS Recovery above upper control limit.
P - LCS, Matrix Spike Recovery within control limits.
N - Matrix Spike Recovery outside control limits

SQ - Spectral quality prevents accurate quantitation.
SI - Nuclide identification and/or quantitation is tentative.
TI - Nuclide identification is tentative.
R - Nuclide has exceeded 8 halflives.
G - Sample density differs by more than 15% of LCS density.

Abbreviations:

TPU - Total Propagated Uncertainty (see PAI SOP 743)
DER - Duplicate Error Ratio
BDL - Below Detection Limit
NR - Not Reported

Data Package ID: *GSS0408167-1*

Gamma Spectroscopy Results

PAI 713 Rev 8

Duplicate Sample Results (DER)

Lab Name: Paragon Analytics
Work Order Number: 0408167
Client Name: New World Technologies
ClientProject ID: Ravenna GA00563

Field ID: SU4-A2
Lab ID: 0408167-10DUP

Library: FANP

Sample Matrix: SOIL
Prep SOP: PAI 739 Rev 8
Date Collected: 12-Aug-04
Date Prepared: 03-Sep-04
Date Analyzed: 16-Sep-04

Prep Batch: GS040907-2
QCBatchID: GS040907-2-1
Run ID: GS040907-2A
Count Time: 30 minutes
Report Basis: Dry Weight

Final Aliquot: 284 g
Prep Basis: Dry Weight
Moisture(%): NA
Result Units: pCi/g
File Name: 042239D01A

15117-96-1	U-235	0.08 +/- 0.49	0.31 +/- 0.53	0.33	2.13	U,G
13982-39-3	Zn-65	0.12 +/- 0.43	-0.21 +/- 0.33	0.62	2.13	U,G

Comments:

Duplicate Qualifiers/Flags:

U - Result is less than the sample specific MDC.
Y1 - Chemical Yield is in control at 100-110%. Quantitative yield is assumed.
Y2 - Chemical Yield outside default limits.
W - DER is greater than Warning Limit of 1.42
D - DER is greater than Control Limit of 2.13
LT - Result is less than Request MDC, greater than sample specific MDC
M - Requested MDC not met.
M3 - The requested MDC was not met, but the reported activity is greater than the reported MDC.
L - LCS Recovery below lower control limit.
H - LCS Recovery above upper control limit.
P - LCS, Matrix Spike Recovery within control limits.
N - Matrix Spike Recovery outside control limits
SQ - Spectral quality prevents accurate quantitation.
SI - Nuclide identification and/or quantitation is tentative.
TI - Nuclide identification is tentative.
R - Nuclide has exceeded 8 halflives.
G - Sample density differs by more than 15% of LCS density.

Abbreviations:

TPU - Total Propagated Uncertainty (see PAI SOP 743)
DER - Duplicate Error Ratio
BDL - Below Detection Limit
NR - Not Reported

Data Package ID: *GSS0408167-1*

PARAGON ANALYTICS
Radiochemistry Data Package

3

Section 3

INDIVIDUAL SAMPLE RESULTS

Gamma Spectroscopy Results

PAI 713 Rev 8

Sample Results

Lab Name: Paragon Analytics
Work Order Number: 0408167
Client Name: New World Technologies
ClientProject ID: Ravenna GA00563

Field ID: SU4-D2
Lab ID: 0408167-1

Library: FANP

Sample Matrix: SOIL
Prep SOP: PAI 739 Rev 8
Date Collected: 12-Aug-04
Date Prepared: 03-Sep-04
Date Analyzed: 16-Sep-04

Prep Batch: GS040907-2
QCBatchID: GS040907-2-1
Run ID: GS040907-2A
Count Time: 30 minutes
Report Basis: Dry Weight

Final Aliquot: 304 g
Prep Basis: Dry Weight
Moisture(%): NA
Result Units: pCi/g
File Name: 040419D05A

CASNO	Target Nuclide	Result +/- 2 s TPU	MDC	Lab Qualifier
14331-83-0	Ac-228	0.91 +/- 0.36	0.60	LT,G
14391-76-5	Ag-110m	-0.068 +/- 0.085	0.171	U,G
14682-66-7	Al-26	0.022 +/- 0.031	0.030	U,G
14596-10-2	Am-241	0.24 +/- 0.63	1.08	U,G
13966-02-4	Be-7	-0.12 +/- 0.93	1.72	U,G
14913-49-6	Bi-212	0.3 +/- 1.1	2.0	U,G
14733-03-0	Bi-214	0.76 +/- 0.25	0.27	G,J
13982-30-4	Ce-139	0 +/- 0.055	0.098	U,G
14762-78-8	Ce-144	-0.50 +/- 0.37	0.73	U,G
14093-03-9	Co-56	0.35 +/- 0.18	0.20	G,TI
13981-50-5	Co-57	0.005 +/- 0.055	0.096	U,G
13981-38-9	Co-58	-0.030 +/- 0.097	0.191	U,G
10198-40-0	Co-60	0.087 +/- 0.064	0.073	G,TI
14392-02-0	Cr-51	-0.4 +/- 1.2	2.3	U,G
13967-70-9	Cs-134	-0.031 +/- 0.074	0.143	U,G

Comments:

Qualifiers/Flags:

U - Result is less than the sample specific MDC or less than the associated TPU

Y1 - Chemical Yield is in control at 100-110%. Quantitative Yield is assumed.

Y2 - Chemical Yield outside default limits.

LT - Result is less than Requested MDC, greater than sample specific MDC.

M3 - The requested MDC was not met, but the reported activity is greater than the reported MDC.

M - The requested MDC was not met.

SQ - Spectral quality prevents accurate quantitation.

SI - Nuclide identification and/or quantitation is tentative.

TI - Nuclide identification is tentative.

R - Nuclide has exceeded 8 halflives.

G - Sample density differs by more than 15% of LCS density.

Abbreviations:

TPU - Total Propagated Uncertainty (see PAI SOP 743)

MDC - Minimum Detectable Concentration (see PAI SOP 709)

BDL - Below Detection Limit

Data Package ID: *GSS0408167-1*

Gamma Spectroscopy Results

PAI 713 Rev 8

Sample Results

Lab Name: Paragon Analytics
Work Order Number: 0408167
Client Name: New World Technologies
ClientProject ID: Ravenna GA00563

Field ID: SU4-D2
Lab ID: 0408167-1

Library: FANP

Sample Matrix: SOIL
Prep SOP: PAI 739 Rev 8
Date Collected: 12-Aug-04
Date Prepared: 03-Sep-04
Date Analyzed: 16-Sep-04

Prep Batch: GS040907-2
QCBatchID: GS040907-2-1
Run ID: GS040907-2A
Count Time: 30 minutes
Report Basis: Dry Weight

Final Aliquot: 304 g
Prep Basis: Dry Weight
Moisture(%): NA
Result Units: pCi/g
File Name: 040419D05A

CASNO	Target Nuclide	Result +/- 2 s TPU	MDC	Lab Qualifier
10045-97-3	Cs-137	0.118 +/- 0.098	0.149	U,G
14683-23-9	Eu-152	-0.21 +/- 0.45	0.92	U,G
15585-10-1	Eu-154	-0.28 +/- 0.46	0.94	U,G
14391-16-3	Eu-155	-0.03 +/- 0.24	0.42	U,G
14596-12-4	Fe-59	-0.04 +/- 0.17	0.37	U,G
10043-66-0	I-131	0.7 +/- 1.4	2.3	U,G
13966-00-2	K-40	7.4 +/- 2.0	1.5	G
13966-31-9	Mn-54	-0.005 +/- 0.084	0.158	U,G
13966-32-0	Na-22	0.042 +/- 0.083	0.144	U,G
14681-63-1	Nb-94	0.051 +/- 0.069	0.113	U,G
13967-76-5	Nb-95	0.05 +/- 0.11	0.19	U,G
15100-28-4	Pa-234m	6 +/- 14	24	U,G
15092-94-1	Pb-212	0.70 +/- 0.20	0.23	G
15067-28-4	Pb-214	0.88 +/- 0.22	0.27	G,J
13967-48-1	Ru-106	-0.11 +/- 0.68	1.29	U,G

Comments:

Qualifiers/Flags:

U - Result is less than the sample specific MDC or less than the associated TPU

Y1 - Chemical Yield is in control at 100-110%. Quantitative Yield is assumed.

Y2 - Chemical Yield outside default limits.

LT - Result is less than Requested MDC, greater than sample specific MDC.

M3 - The requested MDC was not met, but the reported activity is greater than the reported MDC.

M - The requested MDC was not met.

SQ - Spectral quality prevents accurate quantitation.

SI - Nuclide identification and/or quantitation is tentative.

TI - Nuclide identification is tentative.

R - Nuclide has exceeded 8 halflives.

G - Sample density differs by more than 15% of LCS density.

Abbreviations:

TPU - Total Propagated Uncertainty (see PAI SOP 743)

MDC - Minimum Detectable Concentration (see PAI SOP 709)

BDL - Below Detection Limit

Data Package ID: *GSS0408167-1*

Gamma Spectroscopy Results

PAI 713 Rev 8

Sample Results

Lab Name: Paragon Analytics
Work Order Number: 0408167
Client Name: New World Technologies
ClientProject ID: Ravenna GA00563

Field ID: SU4-D2
Lab ID: 0408167-1

Library: FANP

Sample Matrix: SOIL
Prep SOP: PAI 739 Rev 8
Date Collected: 12-Aug-04
Date Prepared: 03-Sep-04
Date Analyzed: 16-Sep-04

Prep Batch: GS040907-2
QCBatchID: GS040907-2-1
Run ID: GS040907-2A
Count Time: 30 minutes
Report Basis: Dry Weight

Final Aliquot: 304 g
Prep Basis: Dry Weight
Moisture(%): NA
Result Units: pCi/g
File Name: 040419D05A

CASNO	Target Nuclide	Result +/- 2 s TPU	MDC	Lab Qualifier
14683-10-4	Sb-124	-0.05 +/- 0.11	0.21	U,G
14234-35-6	Sb-125	-0.07 +/- 0.18	0.35	U,G
13967-63-0	Sc-46	-0.044 +/- 0.076	0.165	U,G
15623-47-9	Th-227	-0.03 +/- 0.38	0.68	U,G
15065-10-8	Th-234	1.8 +/- 1.6	2.6	U,G
14913-50-9	Tl-208	0.26 +/- 0.11	0.13	G
15117-96-1	U-235	0.13 +/- 0.37	0.64	U,G
13982-39-3	Zn-65	-0.18 +/- 0.21	0.43	U,G

Comments:

Qualifiers/Flags:

U - Result is less than the sample specific MDC or less than the associated TPU

Y1 - Chemical Yield is in control at 100-110%. Quantitative Yield is assumed.

Y2 - Chemical Yield outside default limits.

LT - Result is less than Requested MDC, greater than sample specific MDC.

M3 - The requested MDC was not met, but the reported activity is greater than the reported MDC.

M - The requested MDC was not met.

SQ - Spectral quality prevents accurate quantitation.

SI - Nuclide identification and/or quantitation is tentative.

TI - Nuclide identification is tentative.

R - Nuclide has exceeded 8 halflives.

G - Sample density differs by more than 15% of LCS density.

Abbreviations:

TPU - Total Propagated Uncertainty (see PAI SOP 743)

MDC - Minimum Detectable Concentration (see PAI SOP 709)

BDL - Below Detection Limit

Data Package ID: *GSS0408167-1*

Gamma Spectroscopy Results

PAI 713 Rev 8

Sample Duplicate Results

Lab Name: Paragon Analytics
Work Order Number: 0408167
Client Name: New World Technologies
ClientProject ID: Ravenna GA00563

Field ID: SU4-D2
Lab ID: 0408167-1DUP

Library: FANP

Sample Matrix: SOIL
Prep SOP: PAI 739 Rev 8
Date Collected: 12-Aug-04
Date Prepared: 03-Sep-04
Date Analyzed: 16-Sep-04

Prep Batch: GS040907-2
QCBatchID: GS040907-2-1
Run ID: GS040907-2A
Count Time: 30 minutes
Report Basis: Dry Weight

Final Aliquot: 304 g
Prep Basis: Dry Weight
Moisture(%): NA
Result Units: pCi/g
File Name: 041585D08A

CASNO	Target Nuclide	Result +/- 2 s TPU	MDC	Lab Qualifier
14331-83-0	Ac-228	1.07 +/- 0.38	0.49	G
14391-76-5	Ag-110m	-0.051 +/- 0.081	0.174	U,G
14682-66-7	Al-26	0.049 +/- 0.049	0.033	G,TI
14596-10-2	Am-241	-0.05 +/- 0.13	0.24	U,G
13966-02-4	Be-7	0.25 +/- 0.64	1.14	U,G
14913-49-6	Bi-212	1.6 +/- 1.2	1.8	U,G
14733-03-0	Bi-214	0.76 +/- 0.24	0.25	G,J
13982-30-4	Ce-139	-0.023 +/- 0.051	0.096	U,G
14762-78-8	Ce-144	0.04 +/- 0.29	0.51	U,G
14093-03-9	Co-56	0.13 +/- 0.18	0.29	U,G
13981-50-5	Co-57	-0.004 +/- 0.032	0.060	U,G
13981-38-9	Co-58	-0.018 +/- 0.096	0.188	U,G
10198-40-0	Co-60	-0.005 +/- 0.070	0.143	U,G

Comments:

Qualifiers/Flags:

U - Result is less than the sample specific MDC or less than the associated TPU.
Y1 - Chemical Yield is in control at 100-110%. Quantitative yield is assumed.
Y2 - Chemical Yield outside default limits.
LT - Result is less than Requested MDC, greater than sample specific MDC.
M - The requested MDC was not met.
M3 - The requested MDC was not met, but thereported activity is greater than the reported MDC.
W - DER is greater than Warning Limit of 1.42
D - DER is greater than Control Limit of 2.13
SQ - Spectral quality prevents accurate quantitation.
SI - Nuclide identification and/or quantitation is tentative.
TI - Nuclide Identification is tentative.
R - Nuclide has exceeded 8 halflives.
G - Sample density differs by more than 15% of LCS density.

Abbreviations:
TPU - Total Propagated Uncertainty (see PAI SOP 743)
MDC - Minimum Detectable Concentration (see PAI SOP 709)
BDL - Below Detection Limit

Data Package ID: *GSS0408167-1*

Gamma Spectroscopy Results

PAI 713 Rev 8

Sample Duplicate Results

Lab Name: Paragon Analytics
Work Order Number: 0408167
Client Name: New World Technologies
ClientProject ID: Ravenna GA00563

Field ID: SU4-D2
Lab ID: 0408167-1DUP

Library: FANP

Sample Matrix: SOIL
Prep SOP: PAI 739 Rev 8
Date Collected: 12-Aug-04
Date Prepared: 03-Sep-04
Date Analyzed: 16-Sep-04

Prep Batch: GS040907-2
QCBatchID: GS040907-2-1
Run ID: GS040907-2A
Count Time: 30 minutes
Report Basis: Dry Weight

Final Aliquot: 304 g
Prep Basis: Dry Weight
Moisture(%): NA
Result Units: pCi/g
File Name: 041585D08A

CASNO	Target Nuclide	Result +/- 2 s TPU	MDC	Lab Qualifier
14392-02-0	Cr-51	-0.2 +/- 1.0	1.9	U,G
13967-70-9	Cs-134	0.052 +/- 0.080	0.133	U,G
10045-97-3	Cs-137	0.107 +/- 0.075	0.104	G
14683-23-9	Eu-152	0.49 +/- 0.43	0.63	U,G
15585-10-1	Eu-154	0.21 +/- 0.40	0.70	U,G
14391-16-3	Eu-155	0.06 +/- 0.14	0.25	U,G
14596-12-4	Fe-59	-0.12 +/- 0.20	0.45	U,G
10043-66-0	I-131	0.5 +/- 1.2	2.0	U,G
13966-00-2	K-40	8.3 +/- 2.2	1.6	G
13966-31-9	Mn-54	-0.035 +/- 0.071	0.147	U,G
13966-32-0	Na-22	0.032 +/- 0.083	0.149	U,G
14681-63-1	Nb-94	0.047 +/- 0.066	0.110	U,G
13967-76-5	Nb-95	0.05 +/- 0.12	0.21	U,G

Comments:

Qualifiers/Flags:

U - Result is less than the sample specific MDC or less than the associated TPU.
Y1 - Chemical Yield is in control at 100-110%. Quantitative yield is assumed.
Y2 - Chemical Yield outside default limits.
LT - Result is less than Requested MDC, greater than sample specific MDC.
M - The requested MDC was not met.
M3 - The requested MDC was not met, but thereported activity is greater than the reported MDC.
W - DER is greater than Warning Limit of 1.42
D - DER is greater than Control Limit of 2.13

SQ - Spectral quality prevents accurate quantitation.
SI - Nuclide identification and/or quantitation is tentative.
TI - Nuclide identification is tentative.
R - Nuclide has exceeded 8 halflives.
G - Sample density differs by more than 15% of LCS density.

Abbreviations:

TPU - Total Propagated Uncertainty (see PAI SOP 743)
MDC - Minimum Detectable Concentration (see PAI SOP 709)
BDL - Below Detection Limit

Data Package ID: *GSS0408167-1*

Gamma Spectroscopy Results

PAI 713 Rev 8

Sample Duplicate Results

Lab Name: Paragon Analytics
Work Order Number: 0408167
Client Name: New World Technologies
ClientProject ID: Ravenna GA00563

Field ID: SU4-D2
Lab ID: 0408167-1DUP

Library: FANP

Sample Matrix: SOIL
Prep SOP: PAI 739 Rev 8
Date Collected: 12-Aug-04
Date Prepared: 03-Sep-04
Date Analyzed: 16-Sep-04

Prep Batch: GS040907-2
QCBatchID: GS040907-2-1
Run ID: GS040907-2A
Count Time: 30 minutes
Report Basis: Dry Weight

Final Aliquot: 304 g
Prep Basis: Dry Weight
Moisture(%): NA
Result Units: pCi/g
File Name: 041585D08A

CASNO	Target Nuclide	Result +/- 2 s TPU	MDC	Lab Qualifier
15100-28-4	Pa-234m	-3 +/- 11	23	U,G
15092-94-1	Pb-212	0.86 +/- 0.21	0.22	G
15067-28-4	Pb-214	0.71 +/- 0.19	0.23	G,J
13967-48-1	Ru-106	0.54 +/- 0.70	1.15	U,G
14683-10-4	Sb-124	-0.05 +/- 0.12	0.23	U,G
14234-35-6	Sb-125	0.04 +/- 0.16	0.28	U,G
13967-63-0	Sc-46	-0.030 +/- 0.095	0.191	U,G
15623-47-9	Th-227	0.04 +/- 0.29	0.52	U,G
15065-10-8	Th-234	1.84 +/- 0.87	1.61	G
14913-50-9	Tl-208	0.29 +/- 0.12	0.14	G
15117-96-1	U-235	0.02 +/- 0.31	0.55	U,G
13982-39-3	Zn-65	-0.22 +/- 0.21	0.45	U,G

Comments:

Qualifiers/Flags:

U - Result is less than the sample specific MDC or less than the associated TPU.
Y1 - Chemical Yield is in control at 100-110%. Quantitative yield is assumed.
Y2 - Chemical Yield outside default limits.
LT - Result is less than Requested MDC, greater than sample specific MDC.
M - The requested MDC was not met.
M3 - The requested MDC was not met, but thereported activity is greater than the reported MDC.
W - DER is greater than Warning Limit of 1.42
D - DER is greater than Control Limit of 2.13

SQ - Spectral quality prevents accurate quantitation.
SI - Nuclide identification and/or quantitation is tentative.
TI - Nuclide identification is tentative.
R - Nuclide has exceeded 8 halflives.
G - Sample density differs by more than 15% of LCS density.

Abbreviations:

TPU - Total Propagated Uncertainty (see PAI SOP 743)
MDC - Minimum Detectable Concentration (see PAI SOP 709)
BDL - Below Detection Limit

Data Package ID: *GSS0408167-1*

Gamma Spectroscopy Results

PAI 713 Rev 8

Sample Results

Lab Name: Paragon Analytics
Work Order Number: 0408167
Client Name: New World Technologies
ClientProject ID: Ravenna GA00563

Field ID: SU4-C1
Lab ID: 0408167-2

Library: FANP

Sample Matrix: SOIL
Prep SOP: PAI 739 Rev 8
Date Collected: 12-Aug-04
Date Prepared: 03-Sep-04
Date Analyzed: 16-Sep-04

Prep Batch: GS040907-2
QCBatchID: GS040907-2-1
Run ID: GS040907-2A
Count Time: 30 minutes
Report Basis: Dry Weight

Final Aliquot: 265 g
Prep Basis: Dry Weight
Moisture(%): NA
Result Units: pCi/g
File Name: 040353D09A

CASNO	Target Nuclide	Result +/- 2 s TPU	MDC	Lab Qualifier
14331-83-0	Ac-228	1.43 +/- 0.37	0.57	G
14391-76-5	Ag-110m	0.01 +/- 0.12	0.21	U,G
14682-66-7	Al-26	0.021 +/- 0.082	0.157	U,G
14596-10-2	Am-241	0.1 +/- 2.1	3.6	U,G
13966-02-4	Be-7	-0.11 +/- 0.98	1.79	U,G
14913-49-6	Bi-212	1.2 +/- 1.2	1.9	U,G
14733-03-0	Bi-214	1.24 +/- 0.30	0.31	G,J
13982-30-4	Ce-139	0.070 +/- 0.093	0.152	U,G
14762-78-8	Ce-144	-0.56 +/- 0.54	1.02	U,G
14093-03-9	Co-56	0.08 +/- 0.23	0.40	U,G
13981-50-5	Co-57	-0.022 +/- 0.073	0.131	U,G
13981-38-9	Co-58	0.01 +/- 0.11	0.20	U,G
10198-40-0	Co-60	-0.044 +/- 0.086	0.182	U,G
14392-02-0	Cr-51	0.5 +/- 1.4	2.5	U,G
13967-70-9	Cs-134	-0.005 +/- 0.084	0.153	U,G

Comments:

Qualifiers/Flags:

U - Result is less than the sample specific MDC or less than the associated TPU

Y1 - Chemical Yield is in control at 100-110%. Quantitative Yield is assumed.

Y2 - Chemical Yield outside default limits.

LT - Result is less than Requested MDC, greater than sample specific MDC.

M3 - The requested MDC was not met, but the reported activity is greater than the reported MDC.

M - The requested MDC was not met.

SQ - Spectral quality prevents accurate quantitation.

SI - Nuclide identification and/or quantitation is tentative.

TI - Nuclide identification is tentative.

R - Nuclide has exceeded 8 halflives.

G - Sample density differs by more than 15% of LCS density.

Abbreviations:

TPU - Total Propagated Uncertainty (see PAI SOP 743)

MDC - Minimum Detectable Concentration (see PAI SOP 709)

BDL - Below Detection Limit

Data Package ID: *GSS0408167-1*

Gamma Spectroscopy Results

PAI 713 Rev 8

Sample Results

Lab Name: Paragon Analytics
Work Order Number: 0408167
Client Name: New World Technologies
ClientProject ID: Ravenna GA00563

Field ID: SU4-C1
Lab ID: 0408167-2

Library: FANP

Sample Matrix: SOIL
Prep SOP: PAI 739 Rev 8
Date Collected: 12-Aug-04
Date Prepared: 03-Sep-04
Date Analyzed: 16-Sep-04

Prep Batch: GS040907-2
QCBatchID: GS040907-2-1
Run ID: GS040907-2A
Count Time: 30 minutes
Report Basis: Dry Weight

Final Aliquot: 265 g
Prep Basis: Dry Weight
Moisture(%): NA
Result Units: pCi/g
File Name: 040353D09A

CASNO	Target Nuclide	Result +/- 2 s TPU	MDC	Lab Qualifier
10045-97-3	Cs-137	1.02 +/- 0.22	0.16	G
14683-23-9	Eu-152	0.68 +/- 0.43	0.49	G,TI
15585-10-1	Eu-154	-0.29 +/- 0.48	0.98	U,G
14391-16-3	Eu-155	0.23 +/- 0.34	0.57	U,G
14596-12-4	Fe-59	-0.07 +/- 0.21	0.44	U,G
10043-66-0	I-131	0.6 +/- 1.3	2.3	U,G
13966-00-2	K-40	3.2 +/- 1.6	2.2	G
13966-31-9	Mn-54	-0.033 +/- 0.082	0.161	U,G
13966-32-0	Na-22	-0.008 +/- 0.096	0.185	U,G
14681-63-1	Nb-94	-0.005 +/- 0.083	0.153	U,G
13967-76-5	Nb-95	0 +/- 0.12	0.22	U,G
15100-28-4	Pa-234m	5 +/- 14	25	U,G
15092-94-1	Pb-212	1.65 +/- 0.31	0.25	G
15067-28-4	Pb-214	1.16 +/- 0.27	0.33	G,J
13967-48-1	Ru-106	0 +/- 0.80	1.46	U,G

Comments:

Qualifiers/Flags:

U - Result is less than the sample specific MDC or less than the associated TPU

Y1 - Chemical Yield is in control at 100-110%. Quantitative Yield is assumed.

Y2 - Chemical Yield outside default limits.

LT - Result is less than Requested MDC, greater than sample specific MDC.

M3 - The requested MDC was not met, but the reported activity is greater than the reported MDC.

M - The requested MDC was not met.

SQ - Spectral quality prevents accurate quantitation.

SI - Nuclide identification and/or quantitation is tentative.

TI - Nuclide identification is tentative.

R - Nuclide has exceeded 8 halflives.

G - Sample density differs by more than 15% of LCS density.

Abbreviations:

TPU - Total Propagated Uncertainty (see PAI SOP 743)

MDC - Minimum Detectable Concentration (see PAI SOP 709)

BDL - Below Detection Limit

Data Package ID: *GSS0408167-1*

Gamma Spectroscopy Results

PAI 713 Rev 8

Sample Results

Lab Name: Paragon Analytics
Work Order Number: 0408167
Client Name: New World Technologies
ClientProject ID: Ravenna GA00563

Field ID: SU4-C1
Lab ID: 0408167-2

Library: FANP

Sample Matrix: SOIL
Prep SOP: PAI 739 Rev 8
Date Collected: 12-Aug-04
Date Prepared: 03-Sep-04
Date Analyzed: 16-Sep-04

Prep Batch: GS040907-2
QCBatchID: GS040907-2-1
Run ID: GS040907-2A
Count Time: 30 minutes
Report Basis: Dry Weight

Final Aliquot: 265 g
Prep Basis: Dry Weight
Moisture(%): NA
Result Units: pCi/g
File Name: 040353D09A

CASNO	Target Nuclide	Result +/- 2 s TPU	MDC	Lab Qualifier
14683-10-4	Sb-124	0.04 +/- 0.12	0.20	U,G
14234-35-6	Sb-125	-0.11 +/- 0.23	0.42	U,G
13967-63-0	Sc-46	0.070 +/- 0.090	0.146	U,G
15623-47-9	Th-227	-2 +/- 12	19	U,G
15065-10-8	Th-234	2.8 +/- 2.6	4.1	U,G
14913-50-9	Tl-208	0.41 +/- 0.13	0.14	G
15117-96-1	U-235	0.04 +/- 0.48	0.83	U,G
13982-39-3	Zn-65	0.08 +/- 0.41	0.71	U,G

Comments:

Qualifiers/Flags:

U - Result is less than the sample specific MDC or less than the associated TPU

Y1 - Chemical Yield is in control at 100-110%. Quantitative Yield is assumed.

Y2 - Chemical Yield outside default limits.

LT - Result is less than Requested MDC, greater than sample specific MDC.

M3 - The requested MDC was not met, but the reported activity is greater than the reported MDC.

M - The requested MDC was not met.

SQ - Spectral quality prevents accurate quantitation.

SI - Nuclide identification and/or quantitation is tentative.

TI - Nuclide identification is tentative.

R - Nuclide has exceeded 8 halflives.

G - Sample density differs by more than 15% of LCS density.

Abbreviations:

TPU - Total Propagated Uncertainty (see PAI SOP 743)

MDC - Minimum Detectable Concentration (see PAI SOP 709)

BDL - Below Detection Limit

Data Package ID: *GSS0408167-1*

Gamma Spectroscopy Results

PAI 713 Rev 8

Sample Results

Lab Name: Paragon Analytics
Work Order Number: 0408167
Client Name: New World Technologies
ClientProject ID: Ravenna GA00563

Field ID: SU4-C2
Lab ID: 0408167-3

Library: FANP

Sample Matrix: SOIL
Prep SOP: PAI 739 Rev 8
Date Collected: 12-Aug-04
Date Prepared: 03-Sep-04
Date Analyzed: 16-Sep-04

Prep Batch: GS040907-2
QCBatchID: GS040907-2-1
Run ID: GS040907-2A
Count Time: 30 minutes
Report Basis: Dry Weight

Final Aliquot: 339 g
Prep Basis: Dry Weight
Moisture(%): NA
Result Units: pCi/g
File Name: 040420D05A

CASNO	Target Nuclide	Result +/- 2 s TPU	MDC	Lab Qualifier
14331-83-0	Ac-228	2.27 +/- 0.45	0.47	G
14391-76-5	Ag-110m	-0.061 +/- 0.087	0.169	U,G
14682-66-7	Al-26	-0.025 +/- 0.080	0.167	U,G
14596-10-2	Am-241	-0.49 +/- 0.72	1.34	U,G
13966-02-4	Be-7	0.71 +/- 0.97	1.60	U,G
14913-49-6	Bi-212	2.6 +/- 1.5	2.0	G,TI
14733-03-0	Bi-214	1.16 +/- 0.29	0.34	G,J
13982-30-4	Ce-139	-0.039 +/- 0.070	0.128	U,G
14762-78-8	Ce-144	-0.25 +/- 0.50	0.90	U,G
14093-03-9	Co-56	0.19 +/- 0.19	0.29	U,G
13981-50-5	Co-57	-0.031 +/- 0.063	0.114	U,G
13981-38-9	Co-58	0.02 +/- 0.11	0.20	U,G
10198-40-0	Co-60	-0.022 +/- 0.085	0.168	U,G
14392-02-0	Cr-51	0.7 +/- 1.2	2.0	U,G
13967-70-9	Cs-134	-0.019 +/- 0.088	0.161	U,G

Comments:

Qualifiers/Flags:

U - Result is less than the sample specific MDC or less than the associated TPU

Y1 - Chemical Yield is in control at 100-110%. Quantitative Yield is assumed.

Y2 - Chemical Yield outside default limits.

LT - Result is less than Requested MDC, greater than sample specific MDC.

M3 - The requested MDC was not met, but the reported activity is greater than the reported MDC.

M - The requested MDC was not met.

SQ - Spectral quality prevents accurate quantitation.

SI - Nuclide identification and/or quantitation is tentative.

TI - Nuclide identification is tentative.

R - Nuclide has exceeded 8 halflives.

G - Sample density differs by more than 15% of LCS density.

Abbreviations:

TPU - Total Propagated Uncertainty (see PAI SOP 743)

MDC - Minimum Detectable Concentration (see PAI SOP 709)

BDL - Below Detection Limit

Data Package ID: *GSS0408167-1*

Gamma Spectroscopy Results

PAI 713 Rev 8

Sample Results

Lab Name: Paragon Analytics
Work Order Number: 0408167
Client Name: New World Technologies
ClientProject ID: Ravenna GA00563

Field ID: SU4-C2
Lab ID: 0408167-3

Library: FANP

Sample Matrix: SOIL
Prep SOP: PAI 739 Rev 8
Date Collected: 12-Aug-04
Date Prepared: 03-Sep-04
Date Analyzed: 16-Sep-04

Prep Batch: GS040907-2
QCBatchID: GS040907-2-1
Run ID: GS040907-2A
Count Time: 30 minutes
Report Basis: Dry Weight

Final Aliquot: 339 g
Prep Basis: Dry Weight
Moisture(%): NA
Result Units: pCi/g
File Name: 040420D05A

CASNO	Target Nuclide	Result +/- 2 s TPU	MDC	Lab Qualifier
10045-97-3	Cs-137	0.061 +/- 0.087	0.145	U,G
14683-23-9	Eu-152	0.06 +/- 0.43	0.79	U,G
15585-10-1	Eu-154	0.07 +/- 0.41	0.74	U,G
14391-16-3	Eu-155	0.30 +/- 0.28	0.46	U,G
14596-12-4	Fe-59	0 +/- 0.22	0.43	U,G
10043-66-0	I-131	-0.5 +/- 1.4	2.6	U,G
13966-00-2	K-40	8.5 +/- 2.1	1.6	G
13966-31-9	Mn-54	0.02 +/- 0.11	0.19	U,G
13966-32-0	Na-22	0 +/- 0.086	0.163	U,G
14681-63-1	Nb-94	-0.040 +/- 0.080	0.153	U,G
13967-76-5	Nb-95	0.03 +/- 0.13	0.22	U,G
15100-28-4	Pa-234m	8 +/- 13	21	U,G
15092-94-1	Pb-212	2.36 +/- 0.38	0.23	G
15067-28-4	Pb-214	1.56 +/- 0.28	0.24	G,J
13967-48-1	Ru-106	0 +/- 0.76	1.39	U,G

Comments:

Qualifiers/Flags:

U - Result is less than the sample specific MDC or less than the associated TPU

Y1 - Chemical Yield is in control at 100-110%. Quantitative Yield is assumed.

Y2 - Chemical Yield outside default limits.

LT - Result is less than Requested MDC, greater than sample specific MDC.

M3 - The requested MDC was not met, but the reported activity is greater than the reported MDC.

M - The requested MDC was not met.

SQ - Spectral quality prevents accurate quantitation.

SI - Nuclide identification and/or quantitation is tentative.

TI - Nuclide identification is tentative.

R - Nuclide has exceeded 8 halflives.

G - Sample density differs by more than 15% of LCS density.

Abbreviations:

TPU - Total Propagated Uncertainty (see PAI SOP 743)

MDC - Minimum Detectable Concentration (see PAI SOP 709)

BDL - Below Detection Limit

Data Package ID: *GSS0408167-1*

Gamma Spectroscopy Results

PAI 713 Rev 8

Sample Results

Lab Name: Paragon Analytics
Work Order Number: 0408167
Client Name: New World Technologies
ClientProject ID: Ravenna GA00563

Field ID: SU4-C2
Lab ID: 0408167-3

Library: FANP

Sample Matrix: SOIL
Prep SOP: PAI 739 Rev 8
Date Collected: 12-Aug-04
Date Prepared: 03-Sep-04
Date Analyzed: 16-Sep-04

Prep Batch: GS040907-2
QCBatchID: GS040907-2-1
Run ID: GS040907-2A
Count Time: 30 minutes
Report Basis: Dry Weight

Final Aliquot: 339 g
Prep Basis: Dry Weight
Moisture(%): NA
Result Units: pCi/g
File Name: 040420D05A

CASNO	Target Nuclide	Result +/- 2 s TPU	MDC	Lab Qualifier
14683-10-4	Sb-124	0.05 +/- 0.12	0.21	U,G
14234-35-6	Sb-125	0.05 +/- 0.20	0.39	U,G
13967-63-0	Sc-46	0.05 +/- 0.10	0.18	U,G
15623-47-9	Th-227	3 +/- 11	18	U,G
15065-10-8	Th-234	2.5 +/- 1.7	2.6	U,G
14913-50-9	Tl-208	0.77 +/- 0.18	0.17	G
15117-96-1	U-235	-0.16 +/- 0.44	0.78	U,G
13982-39-3	Zn-65	0.30 +/- 0.36	0.60	U,G

Comments:

Qualifiers/Flags:

U - Result is less than the sample specific MDC or less than the associated TPU

Y1 - Chemical Yield is in control at 100-110%. Quantitative Yield is assumed.

Y2 - Chemical Yield outside default limits.

LT - Result is less than Requested MDC, greater than sample specific MDC.

M3 - The requested MDC was not met, but the reported activity is greater than the reported MDC.

M - The requested MDC was not met.

SQ - Spectral quality prevents accurate quantitation.

SI - Nuclide identification and/or quantitation is tentative.

TI - Nuclide identification is tentative.

R - Nuclide has exceeded 8 halflives.

G - Sample density differs by more than 15% of LCS density.

Abbreviations:

TPU - Total Propagated Uncertainty (see PAI SOP 743)

MDC - Minimum Detectable Concentration (see PAI SOP 709)

BDL - Below Detection Limit

Data Package ID: *GSS0408167-1*

Gamma Spectroscopy Results

PAI 713 Rev 8

Sample Results

Lab Name: Paragon Analytics
Work Order Number: 0408167
Client Name: New World Technologies
ClientProject ID: Ravenna GA00563

Field ID: SU4-E2
Lab ID: 0408167-4

Library: FANP

Sample Matrix: SOIL
Prep SOP: PAI 739 Rev 8
Date Collected: 12-Aug-04
Date Prepared: 03-Sep-04
Date Analyzed: 16-Sep-04

Prep Batch: GS040907-2
QCBatchID: GS040907-2-1
Run ID: GS040907-2A
Count Time: 30 minutes
Report Basis: Dry Weight

Final Aliquot: 322 g
Prep Basis: Dry Weight
Moisture(%): NA
Result Units: pCi/g
File Name: 042236D01A

CASNO	Target Nuclide	Result +/- 2 s TPU	MDC	Lab Qualifier
14331-83-0	Ac-228	0.30 +/- 0.34	0.54	U,G
14391-76-5	Ag-110m	-0.018 +/- 0.080	0.155	U,G
14682-66-7	Al-26	0.041 +/- 0.047	0.037	G,TI
14596-10-2	Am-241	0.32 +/- 0.52	0.87	U,G
13966-02-4	Be-7	0.53 +/- 0.67	1.09	U,G
14913-49-6	Bi-212	0.9 +/- 1.2	1.9	U,G
14733-03-0	Bi-214	0.28 +/- 0.18	0.26	G,J
13982-30-4	Ce-139	-0.007 +/- 0.053	0.096	U,G
14762-78-8	Ce-144	-0.19 +/- 0.31	0.59	U,G
14093-03-9	Co-56	-0.08 +/- 0.18	0.38	U,G
13981-50-5	Co-57	-0.021 +/- 0.043	0.081	U,G
13981-38-9	Co-58	0.005 +/- 0.065	0.132	U,G
10198-40-0	Co-60	0.005 +/- 0.061	0.125	U,G
14392-02-0	Cr-51	-0.31 +/- 0.95	1.84	U,G
13967-70-9	Cs-134	0.02 +/- 0.10	0.18	U,G

Comments:

Qualifiers/Flags:

U - Result is less than the sample specific MDC or less than the associated TPU

Y1 - Chemical Yield is in control at 100-110%. Quantitative Yield is assumed.

Y2 - Chemical Yield outside default limits.

LT - Result is less than Requested MDC, greater than sample specific MDC.

M3 - The requested MDC was not met, but the reported activity is greater than the reported MDC.

M - The requested MDC was not met.

SQ - Spectral quality prevents accurate quantitation.

SI - Nuclide identification and/or quantitation is tentative.

TI - Nuclide identification is tentative.

R - Nuclide has exceeded 8 halflives.

G - Sample density differs by more than 15% of LCS density.

Abbreviations:

TPU - Total Propagated Uncertainty (see PAI SOP 743)

MDC - Minimum Detectable Concentration (see PAI SOP 709)

BDL - Below Detection Limit

Data Package ID: *GSS0408167-1*

Gamma Spectroscopy Results

PAI 713 Rev 8

Sample Results

Lab Name: Paragon Analytics
Work Order Number: 0408167
Client Name: New World Technologies
ClientProject ID: Ravenna GA00563

Field ID: SU4-E2
Lab ID: 0408167-4

Library: FANP

Sample Matrix: SOIL
Prep SOP: PAI 739 Rev 8
Date Collected: 12-Aug-04
Date Prepared: 03-Sep-04
Date Analyzed: 16-Sep-04

Prep Batch: GS040907-2
QCBatchID: GS040907-2-1
Run ID: GS040907-2A
Count Time: 30 minutes
Report Basis: Dry Weight

Final Aliquot: 322 g
Prep Basis: Dry Weight
Moisture(%): NA
Result Units: pCi/g
File Name: 042236D01A

CASNO	Target Nuclide	Result +/- 2 s TPU	MDC	Lab Qualifier
10045-97-3	Cs-137	-0.048 +/- 0.084	0.169	U,G
14683-23-9	Eu-152	0.14 +/- 0.29	0.53	U,G
15585-10-1	Eu-154	-0.05 +/- 0.31	0.65	U,G
14391-16-3	Eu-155	0.08 +/- 0.15	0.26	U,G
14596-12-4	Fe-59	0.09 +/- 0.24	0.43	U,G
10043-66-0	I-131	-0.7 +/- 1.2	2.4	U,G
13966-00-2	K-40	6.4 +/- 2.1	2.1	G
13966-31-9	Mn-54	-0.015 +/- 0.075	0.150	U,G
13966-32-0	Na-22	0.012 +/- 0.077	0.150	U,G
14681-63-1	Nb-94	-0.034 +/- 0.065	0.134	U,G
13967-76-5	Nb-95	-0.011 +/- 0.095	0.186	U,G
15100-28-4	Pa-234m	0 +/- 11	22	U,G
15092-94-1	Pb-212	0.35 +/- 0.13	0.16	G
15067-28-4	Pb-214	0.22 +/- 0.17	0.25	U,G,J
13967-48-1	Ru-106	-0.36 +/- 0.59	1.25	U,G

Comments:

Qualifiers/Flags:

U - Result is less than the sample specific MDC or less than the associated TPU

Y1 - Chemical Yield is in control at 100-110%. Quantitative Yield is assumed.

Y2 - Chemical Yield outside default limits.

LT - Result is less than Requested MDC, greater than sample specific MDC.

M3 - The requested MDC was not met, but the reported activity is greater than the reported MDC.

M - The requested MDC was not met.

SQ - Spectral quality prevents accurate quantitation.

SI - Nuclide identification and/or quantitation is tentative.

TI - Nuclide identification is tentative.

R - Nuclide has exceeded 8 halflives.

G - Sample density differs by more than 15% of LCS density.

Abbreviations:

TPU - Total Propagated Uncertainty (see PAI SOP 743)

MDC - Minimum Detectable Concentration (see PAI SOP 709)

BDL - Below Detection Limit

Data Package ID: *GSS0408167-1*

Gamma Spectroscopy Results

PAI 713 Rev 8

Sample Results

Lab Name: Paragon Analytics
Work Order Number: 0408167
Client Name: New World Technologies
ClientProject ID: Ravenna GA00563

Field ID: SU4-E2
Lab ID: 0408167-4

Library: FANP

Sample Matrix: SOIL
Prep SOP: PAI 739 Rev 8
Date Collected: 12-Aug-04
Date Prepared: 03-Sep-04
Date Analyzed: 16-Sep-04

Prep Batch: GS040907-2
QCBatchID: GS040907-2-1
Run ID: GS040907-2A
Count Time: 30 minutes
Report Basis: Dry Weight

Final Aliquot: 322 g
Prep Basis: Dry Weight
Moisture(%): NA
Result Units: pCi/g
File Name: 042236D01A

CASNO	Target Nuclide	Result +/- 2 s TPU	MDC	Lab Qualifier
14683-10-4	Sb-124	0.041 +/- 0.092	0.160	U,G
14234-35-6	Sb-125	-0.11 +/- 0.20	0.38	U,G
13967-63-0	Sc-46	0 +/- 0.10	0.20	U,G
15623-47-9	Th-227	-0.10 +/- 0.44	0.80	U,G
15065-10-8	Th-234	-0.2 +/- 1.2	2.1	U,G
14913-50-9	Tl-208	0.126 +/- 0.097	0.147	U,G
15117-96-1	U-235	0.02 +/- 0.31	0.56	U,G
13982-39-3	Zn-65	-0.25 +/- 0.24	0.51	U,G

Comments:

Qualifiers/Flags:

U - Result is less than the sample specific MDC or less than the associated TPU

Y1 - Chemical Yield is in control at 100-110%. Quantitative Yield is assumed.

Y2 - Chemical Yield outside default limits.

LT - Result is less than Requested MDC, greater than sample specific MDC.

M3 - The requested MDC was not met, but the reported activity is greater than the reported MDC.

M - The requested MDC was not met.

SQ - Spectral quality prevents accurate quantitation.

SI - Nuclide identification and/or quantitation is tentative.

TI - Nuclide identification is tentative.

R - Nuclide has exceeded 8 halflives.

G - Sample density differs by more than 15% of LCS density.

Abbreviations:

TPU - Total Propagated Uncertainty (see PAI SOP 743)

MDC - Minimum Detectable Concentration (see PAI SOP 709)

BDL - Below Detection Limit

Data Package ID: *GSS0408167-1*

Gamma Spectroscopy Results

PAI 713 Rev 8

Sample Results

Lab Name: Paragon Analytics
Work Order Number: 0408167
Client Name: New World Technologies
ClientProject ID: Ravenna GA00563

Field ID: SU4-E1
Lab ID: 0408167-5

Library: FANP

Sample Matrix: SOIL
Prep SOP: PAI 739 Rev 8
Date Collected: 12-Aug-04
Date Prepared: 03-Sep-04
Date Analyzed: 16-Sep-04

Prep Batch: GS040907-2
QCBatchID: GS040907-2-1
Run ID: GS040907-2A
Count Time: 30 minutes
Report Basis: Dry Weight

Final Aliquot: 289 g
Prep Basis: Dry Weight
Moisture(%): NA
Result Units: pCi/g
File Name: 041541D03A

CASNO	Target Nuclide	Result +/- 2 s TPU	MDC	Lab Qualifier
14331-83-0	Ac-228	2.18 +/- 0.38	0.41	G
14391-76-5	Ag-110m	-0.135 +/- 0.093	0.181	U,G
14682-66-7	Al-26	-0.024 +/- 0.043	0.091	U,G
14596-10-2	Am-241	-0.49 +/- 0.45	0.80	U,G
13966-02-4	Be-7	0.47 +/- 0.71	1.18	U,G
14913-49-6	Bi-212	2.3 +/- 1.0	1.4	G
14733-03-0	Bi-214	2.18 +/- 0.34	0.25	G,J
13982-30-4	Ce-139	0.021 +/- 0.067	0.113	U,G
14762-78-8	Ce-144	-0.21 +/- 0.45	0.79	U,G
14093-03-9	Co-56	0.17 +/- 0.12	0.18	U,G
13981-50-5	Co-57	0.011 +/- 0.057	0.097	U,G
13981-38-9	Co-58	-0.022 +/- 0.068	0.125	U,G
10198-40-0	Co-60	-0.013 +/- 0.050	0.095	U,G
14392-02-0	Cr-51	-0.4 +/- 1.1	1.9	U,G
13967-70-9	Cs-134	0.096 +/- 0.069	0.106	U,G

Comments:

Qualifiers/Flags:

U - Result is less than the sample specific MDC or less than the associated TPU

Y1 - Chemical Yield is in control at 100-110%. Quantitative Yield is assumed.

Y2 - Chemical Yield outside default limits.

LT - Result is less than Requested MDC, greater than sample specific MDC.

M3 - The requested MDC was not met, but the reported activity is greater than the reported MDC.

M - The requested MDC was not met.

SQ - Spectral quality prevents accurate quantitation.

SI - Nuclide identification and/or quantitation is tentative.

TI - Nuclide identification is tentative.

R - Nuclide has exceeded 8 halflives.

G - Sample density differs by more than 15% of LCS density.

Abbreviations:

TPU - Total Propagated Uncertainty (see PAI SOP 743)

MDC - Minimum Detectable Concentration (see PAI SOP 709)

BDL - Below Detection Limit

Data Package ID: *GSS0408167-1*

Gamma Spectroscopy Results

PAI 713 Rev 8

Sample Results

Lab Name: Paragon Analytics
Work Order Number: 0408167
Client Name: New World Technologies
ClientProject ID: Ravenna GA00563

Field ID: SU4-E1
Lab ID: 0408167-5

Library: FANP

Sample Matrix: SOIL
Prep SOP: PAI 739 Rev 8
Date Collected: 12-Aug-04
Date Prepared: 03-Sep-04
Date Analyzed: 16-Sep-04

Prep Batch: GS040907-2
QCBatchID: GS040907-2-1
Run ID: GS040907-2A
Count Time: 30 minutes
Report Basis: Dry Weight

Final Aliquot: 289 g
Prep Basis: Dry Weight
Moisture(%): NA
Result Units: pCi/g
File Name: 041541D03A

CASNO	Target Nuclide	Result +/- 2 s TPU	MDC	Lab Qualifier
10045-97-3	Cs-137	0.66 +/- 0.13	0.11	G
14683-23-9	Eu-152	0.20 +/- 0.32	0.53	U,G
15585-10-1	Eu-154	-0.01 +/- 0.32	0.58	U,G
14391-16-3	Eu-155	-0.11 +/- 0.24	0.43	U,G
14596-12-4	Fe-59	0.01 +/- 0.17	0.31	U,G
10043-66-0	I-131	-0.4 +/- 1.2	2.1	U,G
13966-00-2	K-40	5.1 +/- 1.2	1.1	G
13966-31-9	Mn-54	-0.045 +/- 0.064	0.118	U,G
13966-32-0	Na-22	-0.006 +/- 0.057	0.104	U,G
14681-63-1	Nb-94	0.026 +/- 0.059	0.099	U,G
13967-76-5	Nb-95	-0.01 +/- 0.12	0.21	U,G
15100-28-4	Pa-234m	-2 +/- 10	18	U,G
15092-94-1	Pb-212	2.51 +/- 0.36	0.21	G
15067-28-4	Pb-214	2.57 +/- 0.36	0.22	G,J
13967-48-1	Ru-106	0.21 +/- 0.60	1.02	U,G

Comments:

Qualifiers/Flags:

U - Result is less than the sample specific MDC or less than the associated TPU

Y1 - Chemical Yield is in control at 100-110%. Quantitative Yield is assumed.

Y2 - Chemical Yield outside default limits.

LT - Result is less than Requested MDC, greater than sample specific MDC.

M3 - The requested MDC was not met, but the reported activity is greater than the reported MDC.

M - The requested MDC was not met.

SQ - Spectral quality prevents accurate quantitation.

SI - Nuclide identification and/or quantitation is tentative.

TI - Nuclide identification is tentative.

R - Nuclide has exceeded 8 halflives.

G - Sample density differs by more than 15% of LCS density.

Abbreviations:

TPU - Total Propagated Uncertainty (see PAI SOP 743)

MDC - Minimum Detectable Concentration (see PAI SOP 709)

BDL - Below Detection Limit

Data Package ID: *GSS0408167-1*

Gamma Spectroscopy Results

PAI 713 Rev 8

Sample Results

Lab Name: Paragon Analytics
Work Order Number: 0408167
Client Name: New World Technologies
ClientProject ID: Ravenna GA00563

Field ID: SU4-E1
Lab ID: 0408167-5

Library: FANP

Sample Matrix: SOIL
Prep SOP: PAI 739 Rev 8
Date Collected: 12-Aug-04
Date Prepared: 03-Sep-04
Date Analyzed: 16-Sep-04

Prep Batch: GS040907-2
QCBatchID: GS040907-2-1
Run ID: GS040907-2A
Count Time: 30 minutes
Report Basis: Dry Weight

Final Aliquot: 289 g
Prep Basis: Dry Weight
Moisture(%): NA
Result Units: pCi/g
File Name: 041541D03A

CASNO	Target Nuclide	Result +/- 2 s TPU	MDC	Lab Qualifier
14683-10-4	Sb-124	0.055 +/- 0.089	0.149	U,G
14234-35-6	Sb-125	0.08 +/- 0.15	0.28	U,G
13967-63-0	Sc-46	-0.073 +/- 0.071	0.138	U,G
15623-47-9	Th-227	4.2 +/- 8.5	13.9	U,G
15065-10-8	Th-234	2.1 +/- 1.5	2.4	U,G
14913-50-9	Tl-208	0.65 +/- 0.12	0.10	G
15117-96-1	U-235	-0.11 +/- 0.43	0.74	U,G
13982-39-3	Zn-65	0.12 +/- 0.28	0.48	U,G

Comments:

Qualifiers/Flags:

U - Result is less than the sample specific MDC or less than the associated TPU

Y1 - Chemical Yield is in control at 100-110%. Quantitative Yield is assumed.

Y2 - Chemical Yield outside default limits.

LT - Result is less than Requested MDC, greater than sample specific MDC.

M3 - The requested MDC was not met, but the reported activity is greater than the reported MDC.

M - The requested MDC was not met.

SQ - Spectral quality prevents accurate quantitation.

SI - Nuclide identification and/or quantitation is tentative.

TI - Nuclide identification is tentative.

R - Nuclide has exceeded 8 halflives.

G - Sample density differs by more than 15% of LCS density.

Abbreviations:

TPU - Total Propagated Uncertainty (see PAI SOP 743)

MDC - Minimum Detectable Concentration (see PAI SOP 709)

BDL - Below Detection Limit

Data Package ID: *GSS0408167-1*

Gamma Spectroscopy Results

PAI 713 Rev 8

Sample Results

Lab Name: Paragon Analytics
Work Order Number: 0408167
Client Name: New World Technologies
ClientProject ID: Ravenna GA00563

Field ID: SU4-D1
Lab ID: 0408167-6

Library: FANP

Sample Matrix: SOIL
Prep SOP: PAI 739 Rev 8
Date Collected: 12-Aug-04
Date Prepared: 03-Sep-04
Date Analyzed: 16-Sep-04

Prep Batch: GS040907-2
QCBatchID: GS040907-2-1
Run ID: GS040907-2A
Count Time: 30 minutes
Report Basis: Dry Weight

Final Aliquot: 276 g
Prep Basis: Dry Weight
Moisture(%): NA
Result Units: pCi/g
File Name: 042237D01A

CASNO	Target Nuclide	Result +/- 2 s TPU	MDC	Lab Qualifier
14331-83-0	Ac-228	1.14 +/- 0.39	0.58	G,TI
14391-76-5	Ag-110m	-0.08 +/- 0.17	0.32	U,G
14682-66-7	Al-26	0.01 +/- 0.13	0.25	U,G
14596-10-2	Am-241	-0.28 +/- 0.68	1.27	U,G
13966-02-4	Be-7	0.9 +/- 1.1	1.8	U,G
14913-49-6	Bi-212	-0.5 +/- 1.4	2.7	U,G
14733-03-0	Bi-214	1.21 +/- 0.33	0.33	G,J
13982-30-4	Ce-139	0.009 +/- 0.079	0.138	U,G
14762-78-8	Ce-144	0.04 +/- 0.45	0.79	U,G
14093-03-9	Co-56	0.22 +/- 0.25	0.39	U,G
13981-50-5	Co-57	0.027 +/- 0.060	0.102	U,G
13981-38-9	Co-58	-0.10 +/- 0.10	0.23	U,G
10198-40-0	Co-60	-0.052 +/- 0.091	0.205	U,G
14392-02-0	Cr-51	-0.1 +/- 1.5	2.7	U,G
13967-70-9	Cs-134	0.087 +/- 0.096	0.154	U,G

Comments:

Qualifiers/Flags:

U - Result is less than the sample specific MDC or less than the associated TPU

Y1 - Chemical Yield is in control at 100-110%. Quantitative Yield is assumed.

Y2 - Chemical Yield outside default limits.

LT - Result is less than Requested MDC, greater than sample specific MDC.

M3 - The requested MDC was not met, but the reported activity is greater than the reported MDC.

M - The requested MDC was not met.

SQ - Spectral quality prevents accurate quantitation.

SI - Nuclide identification and/or quantitation is tentative.

TI - Nuclide identification is tentative.

R - Nuclide has exceeded 8 halflives.

G - Sample density differs by more than 15% of LCS density.

Abbreviations:

TPU - Total Propagated Uncertainty (see PAI SOP 743)

MDC - Minimum Detectable Concentration (see PAI SOP 709)

BDL - Below Detection Limit

Data Package ID: *GSS0408167-1*

Gamma Spectroscopy Results

PAI 713 Rev 8

Sample Results

Lab Name: Paragon Analytics
Work Order Number: 0408167
Client Name: New World Technologies
ClientProject ID: Ravenna GA00563

Field ID: SU4-D1
Lab ID: 0408167-6

Library: FANP

Sample Matrix: SOIL
Prep SOP: PAI 739 Rev 8
Date Collected: 12-Aug-04
Date Prepared: 03-Sep-04
Date Analyzed: 16-Sep-04

Prep Batch: GS040907-2
QCBatchID: GS040907-2-1
Run ID: GS040907-2A
Count Time: 30 minutes
Report Basis: Dry Weight

Final Aliquot: 276 g
Prep Basis: Dry Weight
Moisture(%): NA
Result Units: pCi/g
File Name: 042237D01A

CASNO	Target Nuclide	Result +/- 2 s TPU	MDC	Lab Qualifier
10045-97-3	Cs-137	0.55 +/- 0.17	0.17	G
14683-23-9	Eu-152	0.16 +/- 0.59	1.07	U,G
15585-10-1	Eu-154	-0.05 +/- 0.47	0.94	U,G
14391-16-3	Eu-155	-0.21 +/- 0.27	0.50	U,G
14596-12-4	Fe-59	0.07 +/- 0.30	0.55	U,G
10043-66-0	I-131	0.5 +/- 1.6	2.8	U,G
13966-00-2	K-40	5.8 +/- 2.0	1.9	G
13966-31-9	Mn-54	0.13 +/- 0.12	0.19	U,G
13966-32-0	Na-22	0.02 +/- 0.11	0.20	U,G
14681-63-1	Nb-94	-0.01 +/- 0.11	0.20	U,G
13967-76-5	Nb-95	0.12 +/- 0.14	0.23	U,G
15100-28-4	Pa-234m	5 +/- 15	27	U,G
15092-94-1	Pb-212	0.94 +/- 0.25	0.27	G
15067-28-4	Pb-214	1.66 +/- 0.34	0.34	G,J
13967-48-1	Ru-106	-0.21 +/- 0.86	1.66	U,G

Comments:

Qualifiers/Flags:

U - Result is less than the sample specific MDC or less than the associated TPU
Y1 - Chemical Yield is in control at 100-110%. Quantitative Yield is assumed.
Y2 - Chemical Yield outside default limits.
LT - Result is less than Requested MDC, greater than sample specific MDC.
M3 - The requested MDC was not met, but the reported activity is greater than the reported MDC.
M - The requested MDC was not met.
SQ - Spectral quality prevents accurate quantitation.
SI - Nuclide identification and/or quantitation is tentative.
TI - Nuclide Identification is tentative.
R - Nuclide has exceeded 8 halflives.
G - Sample density differs by more than 15% of LCS density.

Abbreviations:

TPU - Total Propagated Uncertainty (see PAI SOP 743)
MDC - Minimum Detectable Concentration (see PAI SOP 709)
BDL - Below Detection Limit

Data Package ID: *GSS0408167-1*

Gamma Spectroscopy Results

PAI 713 Rev 8

Sample Results

Lab Name: Paragon Analytics
Work Order Number: 0408167
Client Name: New World Technologies
ClientProject ID: Ravenna GA00563

Field ID: SU4-D1
Lab ID: 0408167-6

Library: FANP

Sample Matrix: SOIL
Prep SOP: PAI 739 Rev 8
Date Collected: 12-Aug-04
Date Prepared: 03-Sep-04
Date Analyzed: 16-Sep-04

Prep Batch: GS040907-2
QCBatchID: GS040907-2-1
Run ID: GS040907-2A
Count Time: 30 minutes
Report Basis: Dry Weight

Final Aliquot: 276 g
Prep Basis: Dry Weight
Moisture(%): NA
Result Units: pCi/g
File Name: 042237D01A

CASNO	Target Nuclide	Result +/- 2 s TPU	MDC	Lab Qualifier
14683-10-4	Sb-124	0.11 +/- 0.13	0.22	U,G
14234-35-6	Sb-125	-0.12 +/- 0.24	0.47	U,G
13967-63-0	Sc-46	-0.01 +/- 0.11	0.22	U,G
15623-47-9	Th-227	-0.52 +/- 0.78	1.45	U,G
15065-10-8	Th-234	2.0 +/- 1.6	2.6	U,G
14913-50-9	Tl-208	0.30 +/- 0.14	0.19	G
15117-96-1	U-235	0.28 +/- 0.49	0.81	U,G
13982-39-3	Zn-65	-0.19 +/- 0.50	0.91	U,G

Comments:

Qualifiers/Flags:

U - Result is less than the sample specific MDC or less than the associated TPU

Y1 - Chemical Yield is in control at 100-110%. Quantitative Yield is assumed.

Y2 - Chemical Yield outside default limits.

LT - Result is less than Requested MDC, greater than sample specific MDC.

M3 - The requested MDC was not met, but the reported activity is greater than the reported MDC.

M - The requested MDC was not met.

SQ - Spectral quality prevents accurate quantitation.

SI - Nuclide identification and/or quantitation is tentative.

TI - Nuclide identification is tentative.

R - Nuclide has exceeded 8 halflives.

G - Sample density differs by more than 15% of LCS density.

Abbreviations:

TPU - Total Propagated Uncertainty (see PAI SOP 743)

MDC - Minimum Detectable Concentration (see PAI SOP 709)

BDL - Below Detection Limit

Data Package ID: *GSS0408167-1*

Gamma Spectroscopy Results

PAI 713 Rev 8

Sample Results

Lab Name: Paragon Analytics
Work Order Number: 0408167
Client Name: New World Technologies
ClientProject ID: Ravenna GA00563

Field ID: SU4-F0
Lab ID: 0408167-7

Library: FANP

Sample Matrix: SOIL
Prep SOP: PAI 739 Rev 8
Date Collected: 12-Aug-04
Date Prepared: 03-Sep-04
Date Analyzed: 16-Sep-04

Prep Batch: GS040907-2
QCBatchID: GS040907-2-1
Run ID: GS040907-2A
Count Time: 30 minutes
Report Basis: Dry Weight

Final Aliquot: 321 g
Prep Basis: Dry Weight
Moisture(%): NA
Result Units: pCi/g
File Name: 041542D03A

CASNO	Target Nuclide	Result +/- 2 s TPU	MDC	Lab Qualifier
14331-83-0	Ac-228	0.39 +/- 0.15	0.27	LT,G
14391-76-5	Ag-110m	-0.005 +/- 0.041	0.075	U,G
14682-66-7	Al-26	-0.008 +/- 0.039	0.077	U,G
14596-10-2	Am-241	0.11 +/- 0.28	0.48	U,G
13966-02-4	Be-7	0.47 +/- 0.51	0.82	U,G
14913-49-6	Bi-212	0.10 +/- 0.59	1.05	U,G
14733-03-0	Bi-214	0.20 +/- 0.13	0.20	U,G,J
13982-30-4	Ce-139	0.003 +/- 0.043	0.075	U,G
14762-78-8	Ce-144	-0.06 +/- 0.26	0.47	U,G
14093-03-9	Co-56	0.07 +/- 0.10	0.17	U,G
13981-50-5	Co-57	0.005 +/- 0.036	0.063	U,G
13981-38-9	Co-58	-0.003 +/- 0.050	0.091	U,G
10198-40-0	Co-60	0.041 +/- 0.042	0.066	U,G
14392-02-0	Cr-51	-0.51 +/- 0.68	1.27	U,G
13967-70-9	Cs-134	0.006 +/- 0.075	0.128	U,G

Comments:

Qualifiers/Flags:

U - Result is less than the sample specific MDC or less than the associated TPU

Y1 - Chemical Yield is in control at 100-110%. Quantitative Yield is assumed.

Y2 - Chemical Yield outside default limits.

LT - Result is less than Requested MDC, greater than sample specific MDC.

M3 - The requested MDC was not met, but the reported activity is greater than the reported MDC.

M - The requested MDC was not met.

SQ - Spectral quality prevents accurate quantitation.

SI - Nuclide identification and/or quantitation is tentative.

TI - Nuclide identification is tentative.

R - Nuclide has exceeded 8 halflives.

G - Sample density differs by more than 15% of LCS density.

Abbreviations:

TPU - Total Propagated Uncertainty (see PAI SOP 743)

MDC - Minimum Detectable Concentration (see PAI SOP 709)

BDL - Below Detection Limit

Data Package ID: *GSS0408167-1*

Gamma Spectroscopy Results

PAI 713 Rev 8

Sample Results

Lab Name: Paragon Analytics
Work Order Number: 0408167
Client Name: New World Technologies
ClientProject ID: Ravenna GA00563

Field ID: SU4-F0
Lab ID: 0408167-7

Library: FANP

Sample Matrix: SOIL
Prep SOP: PAI 739 Rev 8
Date Collected: 12-Aug-04
Date Prepared: 03-Sep-04
Date Analyzed: 16-Sep-04

Prep Batch: GS040907-2
QCBatchID: GS040907-2-1
Run ID: GS040907-2A
Count Time: 30 minutes
Report Basis: Dry Weight

Final Aliquot: 321 g
Prep Basis: Dry Weight
Moisture(%): NA
Result Units: pCi/g
File Name: 041542D03A

CASNO	Target Nuclide	Result +/- 2 s TPU	MDC	Lab Qualifier
10045-97-3	Cs-137	0.015 +/- 0.041	0.071	U,G
14683-23-9	Eu-152	0.18 +/- 0.18	0.28	U,G
15585-10-1	Eu-154	-0.16 +/- 0.23	0.45	U,G
14391-16-3	Eu-155	-0.08 +/- 0.15	0.27	U,G
14596-12-4	Fe-59	-0.08 +/- 0.13	0.26	U,G
10043-66-0	I-131	0 +/- 0.83	1.46	U,G
13966-00-2	K-40	7.6 +/- 1.4	1.0	G
13966-31-9	Mn-54	-0.030 +/- 0.043	0.084	U,G
13966-32-0	Na-22	-0.021 +/- 0.043	0.084	U,G
14681-63-1	Nb-94	0.025 +/- 0.045	0.076	U,G
13967-76-5	Nb-95	0.013 +/- 0.058	0.102	U,G
15100-28-4	Pa-234m	3.3 +/- 7.0	12.0	U,G
15092-94-1	Pb-212	0.44 +/- 0.13	0.17	G
15067-28-4	Pb-214	0.264 +/- 0.094	0.147	G,J
13967-48-1	Ru-106	-0.19 +/- 0.44	0.81	U,G

Comments:

Qualifiers/Flags:

U - Result is less than the sample specific MDC or less than the associated TPU

Y1 - Chemical Yield is in control at 100-110%. Quantitative Yield is assumed.

Y2 - Chemical Yield outside default limits.

LT - Result is less than Requested MDC, greater than sample specific MDC.

M3 - The requested MDC was not met, but the reported activity is greater than the reported MDC.

M - The requested MDC was not met.

SQ - Spectral quality prevents accurate quantitation.

SI - Nuclide identification and/or quantitation is tentative.

TI - Nuclide identification is tentative.

R - Nuclide has exceeded 8 halflives.

G - Sample density differs by more than 15% of LCS density.

Abbreviations:

TPU - Total Propagated Uncertainty (see PAI SOP 743)

MDC - Minimum Detectable Concentration (see PAI SOP 709)

BDL - Below Detection Limit

Data Package ID: *GSS0408167-1*

Gamma Spectroscopy Results

PAI 713 Rev 8

Sample Results

Lab Name: Paragon Analytics
Work Order Number: 0408167
Client Name: New World Technologies
ClientProject ID: Ravenna GA00563

Field ID: SU4-F0
Lab ID: 0408167-7

Library: FANP

Sample Matrix: SOIL
Prep SOP: PAI 739 Rev 8
Date Collected: 12-Aug-04
Date Prepared: 03-Sep-04
Date Analyzed: 16-Sep-04

Prep Batch: GS040907-2
QCBatchID: GS040907-2-1
Run ID: GS040907-2A
Count Time: 30 minutes
Report Basis: Dry Weight

Final Aliquot: 321 g
Prep Basis: Dry Weight
Moisture(%): NA
Result Units: pCi/g
File Name: 041542D03A

CASNO	Target Nuclide	Result +/- 2 s TPU	MDC	Lab Qualifier
14683-10-4	Sb-124	0.060 +/- 0.068	0.110	U,G
14234-35-6	Sb-125	-0.10 +/- 0.11	0.21	U,G
13967-63-0	Sc-46	0.026 +/- 0.049	0.084	U,G
15623-47-9	Th-227	-0.33 +/- 0.44	0.79	U,G
15065-10-8	Th-234	0.82 +/- 0.76	1.21	U,G
14913-50-9	Tl-208	0.078 +/- 0.049	0.072	G
15117-96-1	U-235	0.02 +/- 0.27	0.46	U,G
13982-39-3	Zn-65	-0.09 +/- 0.11	0.21	U,G

Comments:

Qualifiers/Flags:

U - Result is less than the sample specific MDC or less than the associated TPU

Y1 - Chemical Yield is in control at 100-110%. Quantitative Yield is assumed.

Y2 - Chemical Yield outside default limits.

LT - Result is less than Requested MDC, greater than sample specific MDC.

M3 - The requested MDC was not met, but the reported activity is greater than the reported MDC.

M - The requested MDC was not met.

SQ - Spectral quality prevents accurate quantitation.

SI - Nuclide Identification and/or quantitation is tentative.

TI - Nuclide Identification is tentative.

R - Nuclide has exceeded 8 halflives.

G - Sample density differs by more than 15% of LCS density.

Abbreviations:

TPU - Total Propagated Uncertainty (see PAI SOP 743)

MDC - Minimum Detectable Concentration (see PAI SOP 709)

BDL - Below Detection Limit

Data Package ID: *GSS0408167-1*

Gamma Spectroscopy Results

PAI 713 Rev 8

Sample Results

Lab Name: Paragon Analytics
Work Order Number: 0408167
Client Name: New World Technologies
ClientProject ID: Ravenna GA00563

Field ID: SU4-A1
Lab ID: 0408167-8

Library: FANP

Sample Matrix: SOIL
Prep SOP: PAI 739 Rev 8
Date Collected: 12-Aug-04
Date Prepared: 03-Sep-04
Date Analyzed: 16-Sep-04

Prep Batch: GS040907-2
QCBatchID: GS040907-2-1
Run ID: GS040907-2A
Count Time: 30 minutes
Report Basis: Dry Weight

Final Aliquot: 251 g
Prep Basis: Dry Weight
Moisture(%): NA
Result Units: pCi/g
File Name: 040421D05A

CASNO	Target Nuclide	Result +/- 2 s TPU	MDC	Lab Qualifier
14331-83-0	Ac-228	1.77 +/- 0.48	0.76	G
14391-76-5	Ag-110m	-0.10 +/- 0.11	0.23	U,G
14682-66-7	Al-26	-0.04 +/- 0.12	0.24	U,G
14596-10-2	Am-241	-0.08 +/- 0.93	1.66	U,G
13966-02-4	Be-7	1.5 +/- 1.3	2.1	U,G
14913-49-6	Bi-212	2.1 +/- 1.4	2.0	G
14733-03-0	Bi-214	2.00 +/- 0.42	0.32	G,J
13982-30-4	Ce-139	-0.034 +/- 0.090	0.162	U,G
14762-78-8	Ce-144	0.31 +/- 0.56	0.93	U,G
14093-03-9	Co-56	0.30 +/- 0.25	0.38	U,G
13981-50-5	Co-57	0.010 +/- 0.071	0.124	U,G
13981-38-9	Co-58	-0.12 +/- 0.13	0.27	U,G
10198-40-0	Co-60	-0.10 +/- 0.11	0.23	U,G
14392-02-0	Cr-51	0.3 +/- 1.5	2.7	U,G
13967-70-9	Cs-134	-0.03 +/- 0.11	0.20	U,G

Comments:

Qualifiers/Flags:

U - Result is less than the sample specific MDC or less than the associated TPU

Y1 - Chemical Yield is in control at 100-110%. Quantitative Yield is assumed.

Y2 - Chemical Yield outside default limits.

LT - Result is less than Requested MDC, greater than sample specific MDC.

M3 - The requested MDC was not met, but the reported activity is greater than the reported MDC.

M - The requested MDC was not met.

SQ - Spectral quality prevents accurate quantitation.

SI - Nuclide identification and/or quantitation is tentative.

TI - Nuclide identification is tentative.

R - Nuclide hes exceeded 8 hatflives.

G - Sample density differs by more than 15% of LCS density.

Abbreviations:

TPU - Total Propagated Uncertainty (see PAI SOP 743)

MDC - Minimum Detectable Concentration (see PAI SOP 709)

BDL - Below Detection Limit

Data Package ID: *GSS0408167-1*

Gamma Spectroscopy Results

PAI 713 Rev 8

Sample Results

Lab Name: Paragon Analytics
Work Order Number: 0408167
Client Name: New World Technologies
ClientProject ID: Ravenna GA00563

Field ID: SU4-A1
Lab ID: 0408167-8

Library: FANP

Sample Matrix: SOIL
Prep SOP: PAI 739 Rev 8
Date Collected: 12-Aug-04
Date Prepared: 03-Sep-04
Date Analyzed: 16-Sep-04

Prep Batch: GS040907-2
QCBatchID: GS040907-2-1
Run ID: GS040907-2A
Count Time: 30 minutes
Report Basis: Dry Weight

Final Aliquot: 251 g
Prep Basis: Dry Weight
Moisture(%): NA
Result Units: pCi/g
File Name: 040421D05A

CASNO	Target Nuclide	Result +/- 2 s TPU	MDC	Lab Qualifier
10045-97-3	Cs-137	0.03 +/- 0.13	0.22	U,G
14683-23-9	Eu-152	-0.30 +/- 0.64	1.28	U,G
15585-10-1	Eu-154	-0.10 +/- 0.51	1.00	U,G
14391-16-3	Eu-155	-0.13 +/- 0.32	0.58	U,G
14596-12-4	Fe-59	0.04 +/- 0.25	0.47	U,G
10043-66-0	I-131	2.1 +/- 1.9	2.9	U,G
13966-00-2	K-40	4.2 +/- 1.6	1.5	G
13966-31-9	Mn-54	-0.04 +/- 0.11	0.21	U,G
13966-32-0	Na-22	-0.06 +/- 0.13	0.26	U,G
14681-63-1	Nb-94	-0.014 +/- 0.098	0.183	U,G
13967-76-5	Nb-95	0.08 +/- 0.16	0.28	U,G
15100-28-4	Pa-234m	-9 +/- 17	35	U,G
15092-94-1	Pb-212	2.67 +/- 0.44	0.26	G
15067-28-4	Pb-214	2.36 +/- 0.41	0.33	G,J
13967-48-1	Ru-106	0.33 +/- 0.81	1.42	U,G

Comments:

Qualifiers/Flags:

U - Result is less than the sample specific MDC or less than the associated TPU

Y1 - Chemical Yield is in control at 100-110%. Quantitative Yield is assumed.

Y2 - Chemical Yield outside default limits.

LT - Result is less than Requested MDC, greater than sample specific MDC.

M3 - The requested MDC was not met, but the reported activity is greater than the reported MDC.

M - The requested MDC was not met.

SQ - Spectral quality prevents accurate quantitation.

SI - Nuclide identification and/or quantitation is tentative.

TI - Nuclide identification is tentative.

R - Nuclide has exceeded 8 halflives.

G - Sample density differs by more than 15% of LCS density.

Abbreviations:

TPU - Total Propagated Uncertainty (see PAI SOP 743)

MDC - Minimum Detectable Concentration (see PAI SOP 709)

BDL - Below Detection Limit

Data Package ID: *GSS0408167-1*

Gamma Spectroscopy Results

PAI 713 Rev 8

Sample Results

Lab Name: Paragon Analytics
Work Order Number: 0408167
Client Name: New World Technologies
ClientProject ID: Ravenna GA00563

Field ID: SU4-A1
Lab ID: 0408167-8

Library: FANP

Sample Matrix: SOIL
Prep SOP: PAI 739 Rev 8
Date Collected: 12-Aug-04
Date Prepared: 03-Sep-04
Date Analyzed: 16-Sep-04

Prep Batch: GS040907-2
QCBatchID: GS040907-2-1
Run ID: GS040907-2A
Count Time: 30 minutes
Report Basis: Dry Weight

Final Aliquot: 251 g
Prep Basis: Dry Weight
Moisture(%): NA
Result Units: pCi/g
File Name: 040421D05A

CASNO	Target Nuclide	Result +/- 2 s TPU	MDC	Lab Qualifier
14683-10-4	Sb-124	0.07 +/- 0.15	0.26	U,G
14234-35-6	Sb-125	0.11 +/- 0.23	0.43	U,G
13967-63-0	Sc-46	-0.064 +/- 0.085	0.192	U,G
15623-47-9	Th-227	0.20 +/- 0.56	0.96	U,G
15065-10-8	Th-234	3.1 +/- 2.2	3.4	U,G
14913-50-9	Tl-208	0.66 +/- 0.18	0.17	G
15117-96-1	U-235	0.22 +/- 0.53	0.90	U,G
13982-39-3	Zn-65	-0.23 +/- 0.46	0.84	U,G

Comments:

Qualifiers/Flags:

U - Result is less than the sample specific MDC or less than the associated TPU

Y1 - Chemical Yield is in control at 100-110%. Quantitative Yield is assumed.

Y2 - Chemical Yield outside default limits.

LT - Result is less than Requested MDC, greater than sample specific MDC.

M3 - The requested MDC was not met, but the reported activity is greater than the reported MDC.

M - The requested MDC was not met.

SQ - Spectral quality prevents accurate quantitation.

SI - Nuclide identification and/or quantitation is tentative.

TI - Nuclide identification is tentative.

R - Nuclide has exceeded 8 halflives.

G - Sample density differs by more than 15% of LCS density.

Abbreviations:

TPU - Total Propagated Uncertainty (see PAI SOP 743)

MDC - Minimum Detectable Concentration (see PAI SOP 709)

BDL - Below Detection Limit

Data Package ID: *GSS0408167-1*

Gamma Spectroscopy Results

PAI 713 Rev 8

Sample Results

Lab Name: Paragon Analytics
Work Order Number: 0408167
Client Name: New World Technologies
ClientProject ID: Ravenna GA00563

Field ID: SU4-B2
Lab ID: 0408167-9

Library: FANP

Sample Matrix: SOIL
Prep SOP: PAI 739 Rev 8
Date Collected: 12-Aug-04
Date Prepared: 03-Sep-04
Date Analyzed: 16-Sep-04

Prep Batch: GS040907-2
QCBatchID: GS040907-2-1
Run ID: GS040907-2A
Count Time: 30 minutes
Report Basis: Dry Weight

Final Aliquot: 343 g
Prep Basis: Dry Weight
Moisture(%): NA
Result Units: pCi/g
File Name: 041586D08A

CASNO	Target Nuclide	Result +/- 2 s TPU	MDC	Lab Qualifier
14331-83-0	Ac-228	1.19 +/- 0.32	0.46	G
14391-76-5	Ag-110m	-0.049 +/- 0.078	0.154	U,G
14682-66-7	Al-26	-0.018 +/- 0.081	0.170	U,G
14596-10-2	Am-241	0.05 +/- 0.12	0.20	U,G
13966-02-4	Be-7	0.11 +/- 0.82	1.48	U,G
14913-49-6	Bi-212	0.72 +/- 0.92	1.50	U,G
14733-03-0	Bi-214	0.87 +/- 0.24	0.20	G,J
13982-30-4	Ce-139	0.031 +/- 0.053	0.089	U,G
14762-78-8	Ce-144	0.04 +/- 0.32	0.56	U,G
14093-03-9	Co-56	0.07 +/- 0.22	0.39	U,G
13981-50-5	Co-57	-0.012 +/- 0.035	0.066	U,G
13981-38-9	Co-58	0 +/- 0.088	0.167	U,G
10198-40-0	Co-60	0.040 +/- 0.063	0.108	U,G
14392-02-0	Cr-51	-0.4 +/- 1.1	2.1	U,G
13967-70-9	Cs-134	-0.043 +/- 0.068	0.134	U,G

Comments:

Qualifiers/Flags:

U - Result is less than the sample specific MDC or less than the associated TPU

Y1 - Chemical Yield is in control at 100-110%. Quantitative Yield is assumed.

Y2 - Chemical Yield outside default limits.

LT - Result is less than Requested MDC, greater than sample specific MDC.

M3 - The requested MDC was not met, but the reported activity is greater than the reported MDC.

M - The requested MDC was not met.

SQ - Spectral quality prevents accurate quantitation.

SI - Nuclide identification and/or quantitation is tentative.

TI - Nuclide identification is tentative.

R - Nuclide has exceeded 8 halflives.

G - Sample density differs by more than 15% of LCS density.

Abbreviations:

TPU - Total Propagated Uncertainty (see PAI SOP 743)

MDC - Minimum Detectable Concentration (see PAI SOP 709)

BDL - Below Detection Limit

Data Package ID: *GSS0408167-1*

Gamma Spectroscopy Results

PAI 713 Rev 8

Sample Results

Lab Name: Paragon Analytics
Work Order Number: 0408167
Client Name: New World Technologies
ClientProject ID: Ravenna GA00563

Field ID: SU4-B2
Lab ID: 0408167-9

Library: FANP

Sample Matrix: SOIL
Prep SOP: PAI 739 Rev 8
Date Collected: 12-Aug-04
Date Prepared: 03-Sep-04
Date Analyzed: 16-Sep-04

Prep Batch: GS040907-2
QCBatchID: GS040907-2-1
Run ID: GS040907-2A
Count Time: 30 minutes
Report Basis: Dry Weight

Final Aliquot: 343 g
Prep Basis: Dry Weight
Moisture(%): NA
Result Units: pCi/g
File Name: 041586D08A

CASNO	Target Nuclide	Result +/- 2 s TPU	MDC	Lab Qualifier
10045-97-3	Cs-137	0.052 +/- 0.076	0.127	U,G
14683-23-9	Eu-152	0.06 +/- 0.29	0.56	U,G
15585-10-1	Eu-154	0.33 +/- 0.39	0.62	U,G
14391-16-3	Eu-155	0.13 +/- 0.15	0.25	U,G
14596-12-4	Fe-59	-0.04 +/- 0.14	0.31	U,G
10043-66-0	I-131	-0.8 +/- 1.1	2.2	U,G
13966-00-2	K-40	6.5 +/- 1.8	1.5	G
13966-31-9	Mn-54	0.025 +/- 0.071	0.126	U,G
13966-32-0	Na-22	0.004 +/- 0.063	0.124	U,G
14681-63-1	Nb-94	-0.036 +/- 0.071	0.139	U,G
13967-76-5	Nb-95	0.06 +/- 0.10	0.18	U,G
15100-28-4	Pa-234m	-9 +/- 12	25	U,G
15092-94-1	Pb-212	1.19 +/- 0.25	0.23	G
15067-28-4	Pb-214	0.99 +/- 0.22	0.21	G,J
13967-48-1	Ru-106	0.43 +/- 0.59	0.98	U,G

Comments:

Qualifiers/Flags:

U - Result is less than the sample specific MDC or less than the associated TPU

Y1 - Chemical Yield is in control at 100-110%. Quantitative Yield is assumed.

Y2 - Chemical Yield outside default limits.

LT - Result is less than Requested MDC, greater than sample specific MDC.

M3 - The requested MDC was not met, but the reported activity is greater than the reported MDC.

M - The requested MDC was not met.

SQ - Spectral quality prevents accurate quantitation.

SI - Nuclide identification and/or quantitation is tentative.

TI - Nuclide identification is tentative.

R - Nuclide has exceeded 8 halflives.

G - Sample density differs by more than 15% of LCS density.

Abbreviations:

TPU - Total Propagated Uncertainty (see PAI SOP 743)

MDC - Minimum Detectable Concentration (see PAI SOP 709)

BDL - Below Detection Limit

Data Package ID: *GSS0408167-1*

Gamma Spectroscopy Results

PAI 713 Rev 8

Sample Results

Lab Name: Paragon Analytics
Work Order Number: 0408167
Client Name: New World Technologies
ClientProject ID: Ravenna GA00563

Field ID: SU4-B2
Lab ID: 0408167-9

Library: FANP

Sample Matrix: SOIL
Prep SOP: PAI 739 Rev 8
Date Collected: 12-Aug-04
Date Prepared: 03-Sep-04
Date Analyzed: 16-Sep-04

Prep Batch: GS040907-2
QCBatchID: GS040907-2-1
Run ID: GS040907-2A
Count Time: 30 minutes
Report Basis: Dry Weight

Final Aliquot: 343 g
Prep Basis: Dry Weight
Moisture(%): NA
Result Units: pCi/g
File Name: 041586D08A

CASNO	Target Nuclide	Result +/- 2 s TPU	MDC	Lab Qualifier
14683-10-4	Sb-124	0.032 +/- 0.097	0.170	U,G
14234-35-6	Sb-125	-0.08 +/- 0.18	0.35	U,G
13967-63-0	Sc-46	-0.016 +/- 0.075	0.151	U,G
15623-47-9	Th-227	0.02 +/- 0.32	0.58	U,G
15065-10-8	Th-234	0.94 +/- 0.78	1.23	U,G
14913-50-9	Tl-208	0.36 +/- 0.13	0.16	G
15117-96-1	U-235	-0.10 +/- 0.30	0.55	U,G
13982-39-3	Zn-65	-0.30 +/- 0.20	0.44	U,G

Comments:

Qualifiers/Flags:

U - Result is less than the sample specific MDC or less than the associated TPU

Y1 - Chemical Yield is in control at 100-110%. Quantitative Yield is assumed.

Y2 - Chemical Yield outside default limits.

LT - Result is less than Requested MDC, greater than sample specific MDC.

M3 - The requested MDC was not met, but the reported activity is greater than the raported MDC.

M - The requested MDC was not met.

SQ - Spectral quality prevents accurate quantitation.

SI - Nuclide identification and/or quantitation is tentative.

TI - Nuclide identification is tentative.

R - Nuclide has exceeded 8 halflives.

G - Sample density differs by more than 15% of LCS density.

Abbreviations:

TPU - Total Propagated Uncertainty (see PAI SOP 743)

MDC - Minimum Detectable Concentration (see PAI SOP 709)

BDL - Below Detection Limit

Data Package ID: *GSS0408167-1*

Gamma Spectroscopy Results

PAI 713 Rev 8

Sample Results

Lab Name: Paragon Analytics
Work Order Number: 0408167
Client Name: New World Technologies
ClientProject ID: Ravenna GA00563

Field ID: SU4-A2
Lab ID: 0408167-10

Library: FANP

Sample Matrix: SOIL
Prep SOP: PAI 739 Rev 8
Date Collected: 12-Aug-04
Date Prepared: 03-Sep-04
Date Analyzed: 16-Sep-04

Prep Batch: GS040907-2
QCBatchID: GS040907-2-1
Run ID: GS040907-2A
Count Time: 30 minutes
Report Basis: Dry Weight

Final Aliquot: 284 g
Prep Basis: Dry Weight
Moisture(%): NA
Result Units: pCi/g
File Name: 040354D09A

CASNO	Target Nuclide	Result +/- 2 s TPU	MDC	Lab Qualifier
14331-83-0	Ac-228	1.74 +/- 0.42	0.70	G
14391-76-5	Ag-110m	0.011 +/- 0.085	0.152	U,G
14682-66-7	Al-26	-0.056 +/- 0.077	0.180	U,G
14596-10-2	Am-241	-0.6 +/- 1.9	3.4	U,G
13966-02-4	Be-7	0.32 +/- 0.98	1.70	U,G
14913-49-6	Bi-212	1.9 +/- 1.3	1.9	U,G
14733-03-0	Bi-214	1.64 +/- 0.34	0.31	G,J
13982-30-4	Ce-139	0.090 +/- 0.095	0.153	U,G
14762-78-8	Ce-144	-0.27 +/- 0.54	0.97	U,G
14093-03-9	Co-56	0.17 +/- 0.21	0.35	U,G
13981-50-5	Co-57	0.017 +/- 0.081	0.139	U,G
13981-38-9	Co-58	-0.08 +/- 0.10	0.21	U,G
10198-40-0	Co-60	-0.004 +/- 0.083	0.162	U,G
14392-02-0	Cr-51	0 +/- 1.5	2.6	U,G
13967-70-9	Cs-134	0.023 +/- 0.080	0.139	U,G

Comments:

Qualifiers/Flags:

U - Result is less than the sample specific MDC or less than the associated TPU

Y1 - Chemical Yield is in control at 100-110%. Quantitative Yield is assumed.

Y2 - Chemical Yield outside default limits.

LT - Result is less than Requested MDC, greater than sample specific MDC.

M3 - The requested MDC was not met, but the reported activity is greater than the reported MDC.

M - The requested MDC was not met.

SQ - Spectral quality prevents accurate quantitation.

SI - Nuclide identification and/or quantitation is tentative.

TI - Nuclide identification is tentative.

R - Nuclide has exceeded 8 halflives.

G - Sample density differs by more than 15% of LCS density.

Abbreviations:

TPU - Total Propagated Uncertainty (see PAI SOP 743)

MDC - Minimum Detectable Concentration (see PAI SOP 709)

BDL - Below Detection Limit

Data Package ID: *GSS0408167-1*

Gamma Spectroscopy Results

PAI 713 Rev 8

Sample Results

Lab Name: Paragon Analytics
Work Order Number: 0408167
Client Name: New World Technologies
ClientProject ID: Ravenna GA00563

Field ID: SU4-A2
Lab ID: 0408167-10

Library: FANP

Sample Matrix: SOIL
Prep SOP: PAI 739 Rev 8
Date Collected: 12-Aug-04
Date Prepared: 03-Sep-04
Date Analyzed: 16-Sep-04

Prep Batch: GS040907-2
QCBatchID: GS040907-2-1
Run ID: GS040907-2A
Count Time: 30 minutes
Report Basis: Dry Weight

Final Aliquot: 284 g
Prep Basis: Dry Weight
Moisture(%): NA
Result Units: pCi/g
File Name: 040354D09A

CASNO	Target Nuclide	Result +/- 2 s TPU	MDC	Lab Qualifier
10045-97-3	Cs-137	0.055 +/- 0.091	0.153	U,G
14683-23-9	Eu-152	0.03 +/- 0.45	0.84	U,G
15585-10-1	Eu-154	0.11 +/- 0.46	0.83	U,G
14391-16-3	Eu-155	0.42 +/- 0.37	0.59	U,G
14596-12-4	Fe-59	-0.07 +/- 0.25	0.49	U,G
10043-66-0	I-131	0.4 +/- 1.3	2.3	U,G
13966-00-2	K-40	3.5 +/- 1.5	1.7	G
13966-31-9	Mn-54	-0.017 +/- 0.085	0.161	U,G
13966-32-0	Na-22	0 +/- 0.095	0.179	U,G
14681-63-1	Nb-94	0.035 +/- 0.074	0.126	U,G
13967-76-5	Nb-95	0.05 +/- 0.15	0.26	U,G
15100-28-4	Pa-234m	6 +/- 15	26	U,G
15092-94-1	Pb-212	2.24 +/- 0.38	0.25	G
15067-28-4	Pb-214	1.88 +/- 0.33	0.29	G,J
13967-48-1	Ru-106	0.05 +/- 0.72	1.30	U,G

Comments:

Qualifiers/Flags:

U - Result is less than the sample specific MDC or less than the associated TPU

Y1 - Chemical Yield is in control at 100-110%. Quantitative Yield is assumed.

Y2 - Chemical Yield outside default limits.

LT - Result is less than Requested MDC, greater than sample specific MDC.

M3 - The requested MDC was not met, but the reported activity is greater than the reported MDC.

M - The requested MDC was not met.

SQ - Spectral quality prevents accurate quantitation.

SI - Nuclide identification and/or quantitation is tentative.

TI - Nuclide identification is tentative.

R - Nuclide has exceeded 8 halflives.

G - Sample density differs by more than 15% of LCS density.

Abbreviations:

TPU - Total Propagated Uncertainty (see PAI SOP 743)

MDC - Minimum Detectable Concentration (see PAI SOP 709)

BDL - Below Detection Limit

Data Package ID: *GSS0408167-1*

Gamma Spectroscopy Results

PAI 713 Rev 8

Sample Results

Lab Name: Paragon Analytics
Work Order Number: 0408167
Client Name: New World Technologies
ClientProject ID: Ravenna GA00563

Field ID: SU4-A2
Lab ID: 0408167-10

Library: FANP

Sample Matrix: SOIL
Prep SOP: PAI 739 Rev 8
Date Collected: 12-Aug-04
Date Prepared: 03-Sep-04
Date Analyzed: 16-Sep-04

Prep Batch: GS040907-2
QCBatchID: GS040907-2-1
Run ID: GS040907-2A
Count Time: 30 minutes
Report Basis: Dry Weight

Final Aliquot: 284 g
Prep Basis: Dry Weight
Moisture(%): NA
Result Units: pCi/g
File Name: 040354D09A

CASNO	Target Nuclide	Result +/- 2 s TPU	MDC	Lab Qualifier
14683-10-4	Sb-124	0.05 +/- 0.11	0.19	U,G
14234-35-6	Sb-125	0.05 +/- 0.22	0.39	U,G
13967-63-0	Sc-46	0.07 +/- 0.11	0.19	U,G
15623-47-9	Th-227	0.18 +/- 0.87	1.45	U,G
15065-10-8	Th-234	0.5 +/- 2.2	3.8	U,G
14913-50-9	Tl-208	0.51 +/- 0.15	0.17	G
15117-96-1	U-235	0.08 +/- 0.49	0.85	U,G
13982-39-3	Zn-65	0.12 +/- 0.43	0.73	U,G

Comments:

Qualifiers/Flags:

U - Result is less than the sample specific MDC or less than the associated TPU

Y1 - Chemical Yield is in control at 100-110%. Quantitative Yield is assumed.

Y2 - Chemical Yield outside default limits.

LT - Result is less than Requested MDC, greater than sample specific MDC.

M3 - The requested MDC was not met, but the reported activity is greater than the reported MDC.

M - The requested MDC was not met.

SQ - Spectral quality prevents accurate quantitation.

SI - Nuclide identification and/or quantitation is tentative.

TI - Nuclide identification is tentative.

R - Nuclide has exceeded 8 halflives.

G - Sample density differs by more than 15% of LCS density.

Abbreviations:

TPU - Total Propagated Uncertainty (see PAI SOP 743)

MDC - Minimum Detectable Concentration (see PAI SOP 709)

BDL - Below Detection Limit

Data Package ID: *GSS0408167-1*

Gamma Spectroscopy Results

PAI 713 Rev 8

Sample Duplicate Results

Lab Name: Paragon Analytics
Work Order Number: 0408167
Client Name: New World Technologies
ClientProject ID: Ravenna GA00563

Field ID: SU4-A2
Lab ID: 0408167-10DUP

Library: FANP

Sample Matrix: SOIL
Prep SOP: PAI 739 Rev 8
Date Collected: 12-Aug-04
Date Prepared: 03-Sep-04
Date Analyzed: 16-Sep-04

Prep Batch: GS040907-2
QCBatchID: GS040907-2-1
Run ID: GS040907-2A
Count Time: 30 minutes
Report Basis: Dry Weight

Final Aliquot: 284 g
Prep Basis: Dry Weight
Moisture(%): NA
Result Units: pCi/g
File Name: 042239D01A

CASNO	Target Nuclide	Result +/- 2 s TPU	MDC	Lab Qualifier
14331-83-0	Ac-228	1.74 +/- 0.46	0.77	G
14391-76-5	Ag-110m	0.01 +/- 0.11	0.21	U,G
14682-66-7	Al-26	0.021 +/- 0.085	0.168	U,G
14596-10-2	Am-241	0.11 +/- 0.87	1.52	U,G
13966-02-4	Be-7	0.8 +/- 1.1	1.8	U,G
14913-49-6	Bi-212	1.4 +/- 1.6	2.6	U,G
14733-03-0	Bi-214	1.79 +/- 0.42	0.34	G,J
13982-30-4	Ce-139	-0.025 +/- 0.087	0.156	U,G
14762-78-8	Ce-144	-0.06 +/- 0.51	0.91	U,G
14093-03-9	Co-56	0.07 +/- 0.23	0.42	U,G
13981-50-5	Co-57	0.003 +/- 0.067	0.118	U,G
13981-38-9	Co-58	0.09 +/- 0.12	0.19	U,G
10198-40-0	Co-60	0.066 +/- 0.088	0.142	U,G

Comments:

Qualifiers/Flags:

U - Result is less than the sample specific MDC or less than the associated TPU.
Y1 - Chemical Yield is in control at 100-110%. Quantitative yield is assumed.
Y2 - Chemical Yield outside default limits.
LT - Result is less than Requested MDC, greater than sample specific MDC.
M - The requested MDC was not met.
M3 - The requested MDC was not met, but thereported activity is greater than the reported MDC.
W - DER is greater than Warning Limit of 1.42
D - DER is greater than Control Limit of 2.13
SQ - Spectral quality prevents accurate quantitation.
SI - Nuclide identification and/or quantitation is tentative.
TI - Nuclide identification is tentative.
R - Nuclide has exceeded 8 halflives.
G - Sample density differs by more than 15% of LCS density.

Abbreviations:

TPU - Total Propagated Uncertainty (see PAI SOP 743)
MDC - Minimum Detectable Concentration (see PAI SOP 709)
BDL - Below Detection Limit

Data Package ID: *GSS0408167-1*

Gamma Spectroscopy Results

PAI 713 Rev 8

Sample Duplicate Results

Lab Name: Paragon Analytics
Work Order Number: 0408167
Client Name: New World Technologies
ClientProject ID: Ravenna GA00563

Field ID: SU4-A2
Lab ID: 0408167-10DUP

Library: FANP

Sample Matrix: SOIL
Prep SOP: PAI 739 Rev 8
Date Collected: 12-Aug-04
Date Prepared: 03-Sep-04
Date Analyzed: 16-Sep-04

Prep Batch: GS040907-2
QCBatchID: GS040907-2-1
Run ID: GS040907-2A
Count Time: 30 minutes
Report Basis: Dry Weight

Final Aliquot: 284 g
Prep Basis: Dry Weight
Moisture(%): NA
Result Units: pCi/g
File Name: 042239D01A

CASNO	Target Nuclide	Result +/- 2 s TPU	MDC	Lab Qualifier
14392-02-0	Cr-51	-1.6 +/- 1.6	3.2	U,G
13967-70-9	Cs-134	-0.02 +/- 0.11	0.20	U,G
10045-97-3	Cs-137	0.03 +/- 0.13	0.22	U,G
14683-23-9	Eu-152	0.10 +/- 0.56	1.04	U,G
15585-10-1	Eu-154	-0.21 +/- 0.54	1.09	U,G
14391-16-3	Eu-155	0.09 +/- 0.30	0.52	U,G
14596-12-4	Fe-59	-0.05 +/- 0.27	0.54	U,G
10043-66-0	I-131	0 +/- 1.7	3.1	U,G
13966-00-2	K-40	3.1 +/- 2.0	2.8	G
13966-31-9	Mn-54	-0.03 +/- 0.11	0.20	U,G
13966-32-0	Na-22	0.01 +/- 0.11	0.21	U,G
14681-63-1	Nb-94	0.13 +/- 0.10	0.15	U,G
13967-76-5	Nb-95	0.02 +/- 0.15	0.27	U,G

Comments:

Qualifiers/Flags:

U - Result is less than the sample specific MDC or less than the associated TPU.
Y1 - Chemical Yield is in control at 100-110%. Quantitative yield is assumed.
Y2 - Chemical Yield outside default limits.
LT - Result is less than Requested MDC, greater than sample specific MDC.
M - The requested MDC was not met.
M3 - The requested MDC was not met, but thereported activity is greater than the reported MDC.
W - DER is greater than Warning Limit of 1.42
D - DER is greater than Control Limit of 2.13
SQ - Spectral quality prevents accurate quantitation.
SI - Nuclide identification and/or quantitation is tentative.
TI - Nuclide identification is tentative.
R - Nuclide has exceeded 8 halflives.
G - Sample density differs by more than 15% of LCS density.

Abbreviations:

TPU - Total Propagated Uncertainty (see PAI SOP 743)
MDC - Minimum Detectable Concentration (see PAI SOP 709)
BDL - Below Detection Limit

Data Package ID: *GSS0408167-1*

Gamma Spectroscopy Results

PAI 713 Rev 8

Sample Duplicate Results

Lab Name: Paragon Analytics
Work Order Number: 0408167
Client Name: New World Technologies
ClientProject ID: Ravenna GA00563

Field ID: SU4-A2
Lab ID: 0408167-10DUP

Library: FANP

Sample Matrix: SOIL
Prep SOP: PAI 739 Rev 8
Date Collected: 12-Aug-04
Date Prepared: 03-Sep-04
Date Analyzed: 16-Sep-04

Prep Batch: GS040907-2
QCBatchID: GS040907-2-1
Run ID: GS040907-2A
Count Time: 30 minutes
Report Basis: Dry Weight

Final Aliquot: 284 g
Prep Basis: Dry Weight
Moisture(%): NA
Result Units: pCi/g
File Name: 042239D01A

CASNO	Target Nuclide	Result +/- 2 s TPU	MDC	Lab Qualifier
15100-28-4	Pa-234m	27 +/- 17	21	G,TI
15092-94-1	Pb-212	2.47 +/- 0.42	0.29	G
15067-28-4	Pb-214	1.98 +/- 0.37	0.36	G,J
13967-48-1	Ru-106	0.07 +/- 0.85	1.57	U,G
14683-10-4	Sb-124	0.01 +/- 0.16	0.29	U,G
14234-35-6	Sb-125	-0.18 +/- 0.27	0.52	U,G
13967-63-0	Sc-46	0.08 +/- 0.13	0.23	U,G
15623-47-9	Th-227	-1.46 +/- 0.92	1.78	U,G
15065-10-8	Th-234	1.8 +/- 2.1	3.5	U,G
14913-50-9	Tl-208	0.54 +/- 0.16	0.15	G
15117-96-1	U-235	0.31 +/- 0.53	0.88	U,G
13982-39-3	Zn-65	-0.21 +/- 0.33	0.65	U,G

Comments:

Qualifiers/Flags:

U - Result is less than the sample specific MDC or less than the associated TPU.
Y1 - Chemical Yield is in control at 100-110%. Quantitative yield is assumed.
Y2 - Chemical Yield outside default limits.
LT - Result is less than Requested MDC, greater than sample specific MDC.
M - The requested MDC was not met.
M3 - The requested MDC was not met, but thereported activity is greater than the reported MDC.
W - DER is greater than Warning Limit of 1.42
D - DER is greater than Control Limit of 2.13

SQ - Spectral quality prevents accurate quantitation.
SI - Nuclide identification and/or quantitation is tentative.
TI - Nuclide identification is tentative.
R - Nuclide has exceeded 8 halflives.
G - Sample density differs by more than 15% of LCS density.

Abbreviations:

TPU - Total Propagated Uncertainty (see PAI SOP 743)
MDC - Minimum Detectable Concentration (see PAI SOP 709)
BDL - Below Detection Limit

Data Package ID: *GSS0408167-1*

Gamma Spectroscopy Results

PAI 713 Rev 8

Sample Results

Lab Name: Paragon Analytics
Work Order Number: 0408167
Client Name: New World Technologies
ClientProject ID: Ravenna GA00563

Field ID: SU4-E4
Lab ID: 0408167-11

Library: FANP

Sample Matrix: SOIL
Prep SOP: PAI 739 Rev 8
Date Collected: 12-Aug-04
Date Prepared: 03-Sep-04
Date Analyzed: 16-Sep-04

Prep Batch: GS040907-2
QCBatchID: GS040907-2-1
Run ID: GS040907-2A
Count Time: 30 minutes
Report Basis: Dry Weight

Final Aliquot: 345 g
Prep Basis: Dry Weight
Moisture(%): NA
Result Units: pCi/g
File Name: 041543D03A

CASNO	Target Nuclide	Result +/- 2 s TPU	MDC	Lab Qualifier
14331-83-0	Ac-228	0.42 +/- 0.16	0.29	LT,G
14391-76-5	Ag-110m	-0.005 +/- 0.039	0.071	U,G
14682-66-7	Al-26	0.004 +/- 0.038	0.072	U,G
14596-10-2	Am-241	-0.05 +/- 0.27	0.47	U,G
13966-02-4	Be-7	0.25 +/- 0.46	0.78	U,G
14913-49-6	Bi-212	0.59 +/- 0.54	0.85	U,G
14733-03-0	Bi-214	0.11 +/- 0.11	0.17	U,G,J
13982-30-4	Ce-139	-0.009 +/- 0.038	0.067	U,G
14762-78-8	Ce-144	0.12 +/- 0.25	0.42	U,G
14093-03-9	Co-56	0.009 +/- 0.094	0.168	U,G
13981-50-5	Co-57	0.007 +/- 0.031	0.054	U,G
13981-38-9	Co-58	0.036 +/- 0.046	0.075	U,G
10198-40-0	Co-60	0.014 +/- 0.041	0.071	U,G
14392-02-0	Cr-51	0.42 +/- 0.70	1.17	U,G
13967-70-9	Cs-134	-0.022 +/- 0.074	0.131	U,G

Comments:

Qualifiers/Flags:

U - Result is less than the sample specific MDC or less than the associated TPU

Y1 - Chemical Yield is in control at 100-110%. Quantitative Yield is assumed.

Y2 - Chemical Yield outside default limits.

LT - Result is less than Requested MDC, greater than sample specific MDC.

M3 - The requested MDC was not met, but the reported activity is greater than the reported MDC.

M - The requested MDC was not met.

SQ - Spectral quality prevents accurate quantitation.

SI - Nuclide identification and/or quantitation is tentative.

TI - Nuclide identification is tentative.

R - Nuclide has exceeded 8 halflives.

G - Sample density differs by more than 15% of LCS density.

Abbreviations:

TPU - Total Propagated Uncertainty (see PAI SOP 743)

MDC - Minimum Detectable Concentration (see PAI SOP 709)

BDL - Below Detection Limit

Data Package ID: *GSS0408167-1*

Gamma Spectroscopy Results

PAI 713 Rev 8

Sample Results

Lab Name: Paragon Analytics
Work Order Number: 0408167
Client Name: New World Technologies
ClientProject ID: Ravenna GA00563

Field ID: SU4-E4
Lab ID: 0408167-11

Library: FANP

Sample Matrix: SOIL
Prep SOP: PAI 739 Rev 8
Date Collected: 12-Aug-04
Date Prepared: 03-Sep-04
Date Analyzed: 16-Sep-04

Prep Batch: GS040907-2
QCBatchID: GS040907-2-1
Run ID: GS040907-2A
Count Time: 30 minutes
Report Basis: Dry Weight

Final Aliquot: 345 g
Prep Basis: Dry Weight
Moisture(%): NA
Result Units: pCi/g
File Name: 041543D03A

CASNO	Target Nuclide	Result +/- 2 s TPU	MDC	Lab Qualifier
10045-97-3	Cs-137	-0.024 +/- 0.038	0.073	U,G
14683-23-9	Eu-152	0.04 +/- 0.19	0.35	U,G
15585-10-1	Eu-154	0 +/- 0.20	0.37	U,G
14391-16-3	Eu-155	-0.09 +/- 0.14	0.25	U,G
14596-12-4	Fe-59	0.03 +/- 0.13	0.23	U,G
10043-66-0	I-131	-0.03 +/- 0.67	1.21	U,G
13966-00-2	K-40	5.7 +/- 1.2	0.9	G
13966-31-9	Mn-54	0.044 +/- 0.045	0.072	U,G
13966-32-0	Na-22	-0.025 +/- 0.039	0.078	U,G
14681-63-1	Nb-94	-0.018 +/- 0.040	0.074	U,G
13967-76-5	Nb-95	-0.003 +/- 0.047	0.086	U,G
15100-28-4	Pa-234m	-1.2 +/- 6.3	11.8	U,G
15092-94-1	Pb-212	0.40 +/- 0.12	0.16	G
15067-28-4	Pb-214	0.175 +/- 0.080	0.140	G,J
13967-48-1	Ru-106	-0.25 +/- 0.42	0.78	U,G

Comments:

Qualifiers/Flags:

U - Result is less than the sample specific MDC or less than the associated TPU

Y1 - Chemical Yield is in control at 100-110%. Quantitative Yield is assumed.

Y2 - Chemical Yield outside default limits.

LT - Result is less than Requested MDC, greater than sample specific MDC.

M3 - The requested MDC was not met, but the reported activity is greater than the reported MDC.

M - The requested MDC was not met.

SQ - Spectral quality prevents accurate quantitation.

SI - Nuclide identification and/or quantitation is tentative.

TI - Nuclide identification is tentative.

R - Nuclide has exceeded 6 halflives.

G - Sample density differs by more than 15% of LCS density.

Abbreviations:

TPU - Total Propagated Uncertainty (see PAI SOP 743)

MDC - Minimum Detectable Concentration (see PAI SOP 709)

BDL - Below Detection Limit

Data Package ID: *GSS0408167-1*

Gamma Spectroscopy Results

PAI 713 Rev 8

Sample Results

Lab Name: Paragon Analytics
Work Order Number: 0408167
Client Name: New World Technologies
ClientProject ID: Ravenna GA00563

Field ID: SU4-E4
Lab ID: 0408167-11

Library: FANP

Sample Matrix: SOIL
Prep SOP: PAI 739 Rev 8
Date Collected: 12-Aug-04
Date Prepared: 03-Sep-04
Date Analyzed: 16-Sep-04

Prep Batch: GS040907-2
QCBatchID: GS040907-2-1
Run ID: GS040907-2A
Count Time: 30 minutes
Report Basis: Dry Weight

Final Aliquot: 345 g
Prep Basis: Dry Weight
Moisture(%): NA
Result Units: pCi/g
File Name: 041543D03A

CASNO	Target Nuclide	Result +/- 2 s TPU	MDC	Lab Qualifier
14683-10-4	Sb-124	0.065 +/- 0.067	0.108	U,G
14234-35-6	Sb-125	-0.015 +/- 0.097	0.176	U,G
13967-63-0	Sc-46	-0.022 +/- 0.046	0.089	U,G
15623-47-9	Th-227	-0.16 +/- 0.39	0.68	U,G
15065-10-8	Th-234	-0.01 +/- 0.80	1.37	U,G
14913-50-9	Tl-208	0.115 +/- 0.054	0.075	G
15117-96-1	U-235	-0.27 +/- 0.24	0.44	U,G
13982-39-3	Zn-65	-0.11 +/- 0.11	0.21	U,G

Comments:

Qualifiers/Flags:

U - Result is less than the sample specific MDC or less than the associated TPU

Y1 - Chemical Yield is in control at 100-110%. Quantitative Yield is assumed.

Y2 - Chemical Yield outside default limits.

LT - Result is less than Requested MDC, greater than sample specific MDC.

M3 - The requested MDC was not met, but the reported activity is greater than the reported MDC.

M - The requested MDC was not met.

SQ - Spectral quality prevents accurate quantitation.

SI - Nuclide identification and/or quantitation is tentative.

TI - Nuclide identification is tentative.

R - Nuclide has exceeded 8 halflives.

G - Sample density differs by more than 15% of LCS density.

Abbreviations:

TPU - Total Propagated Uncertainty (see PAI SOP 743)

MDC - Minimum Detectable Concentration (see PAI SOP 709)

BDL - Below Detection Limit

Data Package ID: *GSS0408167-1*

Gamma Spectroscopy Results

PAI 713 Rev 8

Sample Results

Lab Name: Paragon Analytics
Work Order Number: 0408167
Client Name: New World Technologies
ClientProject ID: Ravenna GA00563

Field ID: SU4-F1
Lab ID: 0408167-12

Library: FANP

Sample Matrix: SOIL
Prep SOP: PAI 739 Rev 8
Date Collected: 12-Aug-04
Date Prepared: 03-Sep-04
Date Analyzed: 16-Sep-04

Prep Batch: GS040907-2
QCBatchID: GS040907-2-1
Run ID: GS040907-2A
Count Time: 30 minutes
Report Basis: Dry Weight

Final Aliquot: 303 g
Prep Basis: Dry Weight
Moisture(%): NA
Result Units: pCi/g
File Name: 040422D05A

CASNO	Target Nuclide	Result +/- 2 s TPU	MDC	Lab Qualifier
14331-83-0	Ac-228	0.66 +/- 0.29	0.45	LT,G
14391-76-5	Ag-110m	-0.037 +/- 0.074	0.148	U,G
14682-66-7	Al-26	0.006 +/- 0.045	0.100	U,G
14596-10-2	Am-241	-0.12 +/- 0.58	1.07	U,G
13966-02-4	Be-7	-0.27 +/- 0.80	1.56	U,G
14913-49-6	Bi-212	0.3 +/- 1.1	2.0	U,G
14733-03-0	Bi-214	0.41 +/- 0.17	0.19	G,J
13982-30-4	Ce-139	-0.019 +/- 0.053	0.098	U,G
14762-78-8	Ce-144	-0.10 +/- 0.35	0.66	U,G
14093-03-9	Co-56	-0.03 +/- 0.17	0.34	U,G
13981-50-5	Co-57	0 +/- 0.047	0.084	U,G
13981-38-9	Co-58	0.026 +/- 0.089	0.161	U,G
10198-40-0	Co-60	0.016 +/- 0.071	0.134	U,G
14392-02-0	Cr-51	-1.12 +/- 0.95	2.03	U,G
13967-70-9	Cs-134	-0.005 +/- 0.070	0.131	U,G

Comments:

Qualifiers/Flags:

U - Result is less than the sample specific MDC or less than the associated TPU

Y1 - Chemical Yield is in control at 100-110%. Quantitative Yield is assumed.

Y2 - Chemical Yield outside default limits.

LT - Result is less than Requested MDC, greater than sample specific MDC.

M3 - The requested MDC was not met, but the reported activity is greater than the reported MDC.

M - The requested MDC was not met.

SQ - Spectral quality prevents accurate quantitation.

SI - Nuclide identification and/or quantitation is tentative.

TI - Nuclide identification is tentative.

R - Nuclide has exceeded 8 halflives.

G - Sample density differs by more than 15% of LCS density.

Abbreviations:

TPU - Total Propagated Uncertainty (see PAI SOP 743)

MDC - Minimum Detectable Concentration (see PAI SOP 709)

BDL - Below Detection Limit

Data Package ID: *GSS0408167-1*

Gamma Spectroscopy Results

PAI 713 Rev 8

Sample Results

Lab Name: Paragon Analytics
Work Order Number: 0408167
Client Name: New World Technologies
ClientProject ID: Ravenna GA00563

Field ID: SU4-F1
Lab ID: 0408167-12

Library: FANP

Sample Matrix: SOIL
Prep SOP: PAI 739 Rev 8
Date Collected: 12-Aug-04
Date Prepared: 03-Sep-04
Date Analyzed: 16-Sep-04

Prep Batch: GS040907-2
QCBatchID: GS040907-2-1
Run ID: GS040907-2A
Count Time: 30 minutes
Report Basis: Dry Weight

Final Aliquot: 303 g
Prep Basis: Dry Weight
Moisture(%): NA
Result Units: pCi/g
File Name: 040422D05A

CASNO	Target Nuclide	Result +/- 2 s TPU	MDC	Lab Qualifier
10045-97-3	Cs-137	0.025 +/- 0.075	0.133	U,G
14683-23-9	Eu-152	0.03 +/- 0.34	0.66	U,G
15585-10-1	Eu-154	0.20 +/- 0.40	0.70	U,G
14391-16-3	Eu-155	-0.05 +/- 0.21	0.39	U,G
14596-12-4	Fe-59	0.19 +/- 0.27	0.44	U,G
10043-66-0	I-131	0.6 +/- 1.3	2.2	U,G
13966-00-2	K-40	5.5 +/- 1.7	1.6	G
13966-31-9	Mn-54	0 +/- 0.065	0.125	U,G
13966-32-0	Na-22	-0.001 +/- 0.073	0.145	U,G
14681-63-1	Nb-94	0.011 +/- 0.055	0.102	U,G
13967-76-5	Nb-95	-0.076 +/- 0.099	0.206	U,G
15100-28-4	Pa-234m	-3 +/- 14	27	U,G
15092-94-1	Pb-212	0.41 +/- 0.14	0.15	G
15067-28-4	Pb-214	0.40 +/- 0.15	0.22	G,J
13967-48-1	Ru-106	-0.44 +/- 0.58	1.24	U,G

Comments:

Qualifiers/Flags:

U - Result is less than the sample specific MDC or less than the associated TPU

Y1 - Chemical Yield is in control at 100-110%. Quantitative Yield is assumed.

Y2 - Chemical Yield outside default limits.

LT - Result is less than Requested MDC, greater than sample specific MDC.

M3 - The requested MDC was not met, but the reported activity is greater than the reported MDC.

M - The requested MDC was not met.

SQ - Spectral quality prevents accurate quantitation.

SI - Nuclide identification and/or quantitation is tentative.

TI - Nuclide identification is tentative.

R - Nuclide has exceeded 8 halflives.

G - Sample density differs by more than 15% of LCS density.

Abbreviations:

TPU - Total Propagated Uncertainty (see PAI SOP 743)

MDC - Minimum Detectable Concentration (see PAI SOP 709)

BDL - Below Detection Limit

Data Package ID: *GSS0408167-1*

Gamma Spectroscopy Results

PAI 713 Rev 8

Sample Results

Lab Name: Paragon Analytics
Work Order Number: 0408167
Client Name: New World Technologies
ClientProject ID: Ravenna GA00563

Field ID: SU4-F1
Lab ID: 0408167-12

Library: FANP

Sample Matrix: SOIL
Prep SOP: PAI 739 Rev 8
Date Collected: 12-Aug-04
Date Prepared: 03-Sep-04
Date Analyzed: 16-Sep-04

Prep Batch: GS040907-2
QCBatchID: GS040907-2-1
Run ID: GS040907-2A
Count Time: 30 minutes
Report Basis: Dry Weight

Final Aliquot: 303 g
Prep Basis: Dry Weight
Moisture(%): NA
Result Units: pCi/g
File Name: 040422D05A

CASNO	Target Nuclide	Result +/- 2 s TPU	MDC	Lab Qualifier
14683-10-4	Sb-124	0 +/- 0.10	0.19	U,G
14234-35-6	Sb-125	-0.01 +/- 0.15	0.29	U,G
13967-63-0	Sc-46	0.018 +/- 0.089	0.165	U,G
15623-47-9	Th-227	0.07 +/- 0.36	0.64	U,G
15065-10-8	Th-234	0.2 +/- 1.2	2.1	U,G
14913-50-9	Tl-208	0.102 +/- 0.082	0.124	U,G
15117-96-1	U-235	-0.07 +/- 0.33	0.61	U,G
13982-39-3	Zn-65	-0.13 +/- 0.19	0.40	U,G

Comments:

Qualifiers/Flags:

U - Result is less than the sample specific MDC or less than the associated TPU

Y1 - Chemical Yield is in control at 100-110%. Quantitative Yield is assumed.

Y2 - Chemical Yield outside default limits.

LT - Result is less than Requested MDC, greater than sample specific MDC.

M3 - The requested MDC was not met, but the reported activity is greater than the reported MDC.

M - The requested MDC was not met.

SQ - Spectral quality prevents accurate quantitation.

SI - Nuclide identification and/or quantitation is tentative.

TI - Nuclide identification is tentative.

R - Nuclide has exceeded 8 halflives.

G - Sample density differs by more than 15% of LCS density.

Abbreviations:

TPU - Total Propagated Uncertainty (see PAI SOP 743)

MDC - Minimum Detectable Concentration (see PAI SOP 709)

BDL - Below Detection Limit

Data Package ID: *GSS0408167-1*

Gamma Spectroscopy Results

PAI 713 Rev 8

Sample Results

Lab Name: Paragon Analytics
Work Order Number: 0408167
Client Name: New World Technologies
ClientProject ID: Ravenna GA00563

Field ID: SU4-E3
Lab ID: 0408167-13

Library: FANP

Sample Matrix: SOIL
Prep SOP: PAI 739 Rev 8
Date Collected: 12-Aug-04
Date Prepared: 03-Sep-04
Date Analyzed: 16-Sep-04

Prep Batch: GS040907-2
QCBatchID: GS040907-2-1
Run ID: GS040907-2A
Count Time: 30 minutes
Report Basis: Dry Weight

Final Aliquot: 339 g
Prep Basis: Dry Weight
Moisture(%): NA
Result Units: pCi/g
File Name: 041587D08A

CASNO	Target Nuclide	Result +/- 2 s TPU	MDC	Lab Qualifier
14331-83-0	Ac-228	0.23 +/- 0.30	0.50	U,G
14391-76-5	Ag-110m	0.018 +/- 0.055	0.100	U,G
14682-66-7	Al-26	0 +/- 0	NA	U,G,SI
14596-10-2	Am-241	-0.047 +/- 0.087	0.166	U,G
13966-02-4	Be-7	-0.51 +/- 0.50	1.14	U,G
14913-49-6	Bi-212	0.65 +/- 0.94	1.57	U,G
14733-03-0	Bi-214	0.22 +/- 0.17	0.26	U,G,J
13982-30-4	Ce-139	-0.008 +/- 0.039	0.074	U,G
14762-78-8	Ce-144	0.22 +/- 0.26	0.43	U,G
14093-03-9	Co-56	0.04 +/- 0.15	0.27	U,G
13981-50-5	Co-57	-0.020 +/- 0.029	0.057	U,G
13981-38-9	Co-58	0.016 +/- 0.065	0.122	U,G
10198-40-0	Co-60	-0.012 +/- 0.048	0.109	U,G
14392-02-0	Cr-51	-0.11 +/- 0.83	1.57	U,G
13967-70-9	Cs-134	-0.022 +/- 0.049	0.101	U,G

Comments:

Qualifiers/Flags:

U - Result is less than the sample specific MDC or less than the associated TPU

Y1 - Chemical Yield is in control at 100-110%. Quantitative Yield is assumed.

Y2 - Chemical Yield outside default limits.

LT - Result is less than Requested MDC, greater than sample specific MDC.

M3 - The requested MDC was not met, but the reported activity is greater than the reported MDC.

M - The requested MDC was not met.

SQ - Spectral quality prevents accurate quantitation.

SI - Nuclide identification and/or quantitation is tentative.

TI - Nuclide identification is tentative.

R - Nuclide has exceeded 8 halflives.

G - Sample density differs by more than 15% of LCS density.

Abbreviations:

TPU - Total Propagated Uncertainty (see PAI SOP 743)

MDC - Minimum Detectable Concentration (see PAI SOP 709).

BDL - Below Detection Limit

Data Package ID: *GSS0408167-1*

Gamma Spectroscopy Results

PAI 713 Rev 8

Sample Results

Lab Name: Paragon Analytics
Work Order Number: 0408167
Client Name: New World Technologies
ClientProject ID: Ravenna GA00563

Field ID: SU4-E3
Lab ID: 0408167-13

Library: FANP

Sample Matrix: SOIL
Prep SOP: PAI 739 Rev 8
Date Collected: 12-Aug-04
Date Prepared: 03-Sep-04
Date Analyzed: 16-Sep-04

Prep Batch: GS040907-2
QCBatchID: GS040907-2-1
Run ID: GS040907-2A
Count Time: 30 minutes
Report Basis: Dry Weight

Final Aliquot: 339 g
Prep Basis: Dry Weight
Moisture(%): NA
Result Units: pCi/g
File Name: 041587D08A

CASNO	Target Nuclide	Result +/- 2 s TPU	MDC	Lab Qualifier
10045-97-3	Cs-137	0.007 +/- 0.054	0.101	U,G
14683-23-9	Eu-152	0.25 +/- 0.25	0.34	U,G
15585-10-1	Eu-154	0.26 +/- 0.39	0.65	U,G
14391-16-3	Eu-155	0.042 +/- 0.092	0.159	U,G
14596-12-4	Fe-59	0.04 +/- 0.19	0.35	U,G
10043-66-0	I-131	0.53 +/- 0.87	1.46	U,G
13966-00-2	K-40	4.1 +/- 1.5	1.4	G
13966-31-9	Mn-54	-0.051 +/- 0.048	0.115	U,G
13966-32-0	Na-22	-0.004 +/- 0.061	0.125	U,G
14681-63-1	Nb-94	0.031 +/- 0.065	0.111	U,G
13967-76-5	Nb-95	0.032 +/- 0.085	0.151	U,G
15100-28-4	Pa-234m	-9 +/- 11	25	U,G
15092-94-1	Pb-212	0.37 +/- 0.14	0.18	G
15067-28-4	Pb-214	0.30 +/- 0.12	0.18	G,J
13967-48-1	Ru-106	-0.24 +/- 0.54	1.10	U,G

Comments:

Qualifiers/Flags:

U - Result is less than the sample specific MDC or less than the associated TPU

Y1 - Chemical Yield is in control at 100-110%. Quantitative Yield is assumed.

Y2 - Chemical Yield outside default limits.

LT - Result is less than Requested MDC, greater then sample specific MDC.

M3 - The requested MDC was not met, but the reported activity is greater than the reported MDC.

M - The requested MDC was not met.

SQ - Spectral quality prevents accurate quantitation.

SI - Nuclide Identification and/or quantitation is tentative.

TI - Nuclide Identification is tentative.

R - Nuclide has exceeded 8 halflives.

G - Sample density differs by more than 15% of LCS density.

Abbreviations:

TPU - Total Propagated Uncertainty (see PAI SOP 743)

MDC - Minimum Detectable Concentration (see PAI SOP 709)

BDL - Below Detection Limit

Data Package ID: *GSS0408167-1*

Gamma Spectroscopy Results

PAI 713 Rev 8

Sample Results

Lab Name: Paragon Analytics
Work Order Number: 0408167
Client Name: New World Technologies
ClientProject ID: Ravenna GA00563

Field ID: SU4-E3
Lab ID: 0408167-13

Library: FANP

Sample Matrix: SOIL
Prep SOP: PAI 739 Rev 8
Date Collected: 12-Aug-04
Date Prepared: 03-Sep-04
Date Analyzed: 16-Sep-04

Prep Batch: GS040907-2
QCBatchID: GS040907-2-1
Run ID: GS040907-2A
Count Time: 30 minutes
Report Basis: Dry Weight

Final Aliquot: 339 g
Prep Basis: Dry Weight
Moisture(%): NA
Result Units: pCi/g
File Name: 041587D08A

CASNO	Target Nuclide	Result +/- 2 s TPU	MDC	Lab Qualifier
14683-10-4	Sb-124	-0.047 +/- 0.072	0.150	U,G
14234-35-6	Sb-125	0.12 +/- 0.15	0.24	U,G
13967-63-0	Sc-46	-0.007 +/- 0.074	0.146	U,G
15623-47-9	Th-227	-0.02 +/- 0.36	0.64	U,G
15065-10-8	Th-234	0.13 +/- 0.60	1.04	U,G
14913-50-9	Tl-208	0.113 +/- 0.074	0.105	G
15117-96-1	U-235	0.04 +/- 0.22	0.39	U,G
13982-39-3	Zn-65	-0.13 +/- 0.15	0.32	U,G

Comments:

Qualifiers/Flags:

U - Result is less than the sample specific MDC or less than the associated TPU

Y1 - Chemical Yield is in control at 100-110%. Quantitative Yield is assumed.

Y2 - Chemical Yield outside default limits.

LT - Result is less than Requested MDC, greater than sample specific MDC.

M3 - The requested MDC was not met, but the reported activity is greater than the reported MDC.

M - The requested MDC was not met.

SQ - Spectral quality prevents accurate quantitation.

SI - Nuclide identification and/or quantitation is tentative.

TI - Nuclide identification is tentative.

R - Nuclide has exceeded 8 halflives.

G - Sample density differs by more than 15% of LCS density.

Abbreviations:

TPU - Total Propagated Uncertainty (see PAI SOP 743)

MDC - Minimum Detectable Concentration (see PAI SOP 709)

BDL - Below Detection Limit

Data Package ID: *GSS0408167-1*

Gamma Spectroscopy Results

PAI 713 Rev 8

Sample Results

Lab Name: Paragon Analytics
Work Order Number: 0408167
Client Name: New World Technologies
ClientProject ID: Ravenna GA00563

Field ID: SU4-D3
Lab ID: 0408167-14

Library: FANP

Sample Matrix: SOIL
Prep SOP: PAI 739 Rev 8
Date Collected: 11-Aug-04
Date Prepared: 03-Sep-04
Date Analyzed: 16-Sep-04

Prep Batch: GS040907-2
QCBatchID: GS040907-2-1
Run ID: GS040907-2A
Count Time: 30 minutes
Report Basis: Dry Weight

Final Aliquot: 318 g
Prep Basis: Dry Weight
Moisture(%): NA
Result Units: pCi/g
File Name: 040355D09A

CASNO	Target Nuclide	Result +/- 2 s TPU	MDC	Lab Qualifier
14331-83-0	Ac-228	0.67 +/- 0.36	0.49	G,TI
14391-76-5	Ag-110m	0.034 +/- 0.058	0.099	U,G
14682-66-7	Al-26	-0.004 +/- 0.034	0.087	U,G
14596-10-2	Am-241	-0.9 +/- 1.3	2.5	U,G
13966-02-4	Be-7	0.47 +/- 0.73	1.22	U,G
14913-49-6	Bi-212	0.22 +/- 0.98	1.76	U,G
14733-03-0	Bi-214	0.48 +/- 0.18	0.21	G,J
13982-30-4	Ce-139	0.015 +/- 0.064	0.112	U,G
14762-78-8	Ce-144	0.11 +/- 0.40	0.69	U,G
14093-03-9	Co-56	0.13 +/- 0.16	0.26	U,G
13981-50-5	Co-57	0.026 +/- 0.056	0.095	U,G
13981-38-9	Co-58	0.066 +/- 0.076	0.121	U,G
10198-40-0	Co-60	0.022 +/- 0.072	0.131	U,G
14392-02-0	Cr-51	-0.1 +/- 1.1	1.9	U,G
13967-70-9	Cs-134	-0.029 +/- 0.071	0.134	U,G

Comments:

Qualifiers/Flags:

U - Result is less than the sample specific MDC or less than the associated TPU

Y1 - Chemical Yield is in control at 100-110%. Quantitative Yield is assumed.

Y2 - Chemical Yield outside default limits.

LT - Result is less than Requested MDC, greater than sample specific MDC.

M3 - The requested MDC was not met, but the reported activity is greater than the reported MDC.

M - The requested MDC was not met.

SQ - Spectral quality prevents accurate quantitation.

SI - Nuclide identification and/or quantitation is tentative.

TI - Nuclide Identification is tentative.

R - Nuclide has exceeded 8 halflives.

G - Sample density differs by more than 15% of LCS density.

Abbreviations:

TPU - Total Propagated Uncertainty (see PAI SOP 743)

MDC - Minimum Detectable Concentration (see PAI SOP 709)

BDL - Below Detection Limit

Data Package ID: *GSS0408167-1*

Gamma Spectroscopy Results

PAI 713 Rev 8

Sample Results

Lab Name: Paragon Analytics
Work Order Number: 0408167
Client Name: New World Technologies
ClientProject ID: Ravenna GA00563

Field ID: SU4-D3
Lab ID: 0408167-14

Library: FANP

Sample Matrix: SOIL
Prep SOP: PAI 739 Rev 8
Date Collected: 11-Aug-04
Date Prepared: 03-Sep-04
Date Analyzed: 16-Sep-04

Prep Batch: GS040907-2
QCBatchID: GS040907-2-1
Run ID: GS040907-2A
Count Time: 30 minutes
Report Basis: Dry Weight

Final Aliquot: 318 g
Prep Basis: Dry Weight
Moisture(%): NA
Result Units: pCi/g
File Name: 040355D09A

CASNO	Target Nuclide	Result +/- 2 s TPU	MDC	Lab Qualifier
10045-97-3	Cs-137	-0.010 +/- 0.062	0.119	U,G
14683-23-9	Eu-152	0.01 +/- 0.35	0.68	U,G
15585-10-1	Eu-154	0 +/- 0.33	0.64	U,G
14391-16-3	Eu-155	0.27 +/- 0.26	0.42	U,G
14596-12-4	Fe-59	-0.10 +/- 0.19	0.40	U,G
10043-66-0	I-131	0 +/- 1.2	2.1	U,G
13966-00-2	K-40	5.2 +/- 1.7	1.7	G
13966-31-9	Mn-54	-0.035 +/- 0.060	0.124	U,G
13966-32-0	Na-22	-0.063 +/- 0.077	0.166	U,G
14681-63-1	Nb-94	0.036 +/- 0.054	0.091	U,G
13967-76-5	Nb-95	0.011 +/- 0.082	0.151	U,G
15100-28-4	Pa-234m	-2 +/- 11	21	U,G
15092-94-1	Pb-212	0.95 +/- 0.22	0.21	G
15067-28-4	Pb-214	0.53 +/- 0.16	0.21	G,J
13967-48-1	Ru-106	0.22 +/- 0.57	1.00	U,G

Comments:

Qualifiers/Flags:

U - Result is less than the sample specific MDC or less than the associated TPU

Y1 - Chemical Yield is in control at 100-110%. Quantitative Yield is assumed.

Y2 - Chemical Yield outside default limits.

LT - Result is less than Requested MDC, greater than sample specific MDC.

M3 - The requested MDC was not met, but the reported activity is greater than the reported MDC.

M - The requested MDC was not met.

SQ - Spectral quality prevents accurate quantitation.

SI - Nuclide identification and/or quantitation is tentative.

TI - Nuclide identification is tentative.

R - Nuclide has exceeded 8 halflives.

G - Sample density differs by more than 15% of LCS density.

Abbreviations:

TPU - Total Propagated Uncertainty (see PAI SOP 743)

MDC - Minimum Detectable Concentration (see PAI SOP 709)

BDL - Below Detection Limit

Data Package ID: *GSS0408167-1*

Gamma Spectroscopy Results

PAI 713 Rev 8

Sample Results

Lab Name: Paragon Analytics
Work Order Number: 0408167
Client Name: New World Technologies
ClientProject ID: Ravenna GA00563

Field ID: SU4-D3
Lab ID: 0408167-14

Library: FANP

Sample Matrix: SOIL
Prep SOP: PAI 739 Rev 8
Date Collected: 11-Aug-04
Date Prepared: 03-Sep-04
Date Analyzed: 16-Sep-04

Prep Batch: GS040907-2
QCBatchID: GS040907-2-1
Run ID: GS040907-2A
Count Time: 30 minutes
Report Basis: Dry Weight

Final Aliquot: 318 g
Prep Basis: Dry Weight
Moisture(%): NA
Result Units: pCi/g
File Name: 040355D09A

CASNO	Target Nuclide	Result +/- 2 s TPU	MDC	Lab Qualifier
14683-10-4	Sb-124	0.02 +/- 0.10	0.18	U,G
14234-35-6	Sb-125	-0.04 +/- 0.16	0.30	U,G
13967-63-0	Sc-46	-0.015 +/- 0.075	0.148	U,G
15623-47-9	Th-227	0.16 +/- 0.61	1.01	U,G
15065-10-8	Th-234	0.2 +/- 1.6	2.7	U,G
14913-50-9	Tl-208	0.186 +/- 0.084	0.107	G
15117-96-1	U-235	0.32 +/- 0.34	0.54	U,G
13982-39-3	Zn-65	-0.16 +/- 0.18	0.38	U,G

Comments:

Qualifiers/Flags:

U - Result is less than the sample specific MDC or less than the associated TPU

Y1 - Chemical Yield is in control at 100-110%. Quantitative Yield is assumed.

Y2 - Chemical Yield outside default limits.

LT - Result is less than Requested MDC, greater than sample specific MDC.

M3 - The requested MDC was not met, but the reported activity is greater than the reported MDC.

M - The requested MDC was not met.

SQ - Spectral quality prevents accurate quantitation.

SI - Nuclide identification and/or quantitation is tentative.

TI - Nuclide identification is tentative.

R - Nuclide has exceeded 8 halflives.

G - Sample density differs by more than 15% of LCS density.

Abbreviations:

TPU - Total Propagated Uncertainty (see PAI SOP 743)

MDC - Minimum Detectable Concentration (see PAI SOP 709)

BDL - Below Detection Limit

Data Package ID: *GSS0408167-1*

Gamma Spectroscopy Results

PAI 713 Rev 8

Sample Results

Lab Name: Paragon Analytics
Work Order Number: 0408167
Client Name: New World Technologies
ClientProject ID: Ravenna GA00563

Field ID: SU4-A3
Lab ID: 0408167-15

Library: FANP

Sample Matrix: SOIL
Prep SOP: PAI 739 Rev 8
Date Collected: 11-Aug-04
Date Prepared: 03-Sep-04
Date Analyzed: 16-Sep-04

Prep Batch: GS040907-2
QCBatchID: GS040907-2-1
Run ID: GS040907-2A
Count Time: 30 minutes
Report Basis: Dry Weight

Final Aliquot: 341 g
Prep Basis: Dry Weight
Moisture(%): NA
Result Units: pCi/g
File Name: 041544D03A

CASNO	Target Nuclide	Result +/- 2 s TPU	MDC	Lab Qualifier
14331-83-0	Ac-228	0.44 +/- 0.18	0.28	LT,G
14391-76-5	Ag-110m	-0.017 +/- 0.039	0.073	U,G
14682-66-7	Al-26	0.001 +/- 0.029	0.058	U,G
14596-10-2	Am-241	0.12 +/- 0.28	0.48	U,G
13966-02-4	Be-7	-0.02 +/- 0.40	0.72	U,G
14913-49-6	Bi-212	0.16 +/- 0.60	1.04	U,G
14733-03-0	Bi-214	0.22 +/- 0.11	0.19	G,J
13982-30-4	Ce-139	0.016 +/- 0.037	0.063	U,G
14762-78-8	Ce-144	-0.03 +/- 0.25	0.45	U,G
14093-03-9	Co-56	0.007 +/- 0.099	0.178	U,G
13981-50-5	Co-57	0.016 +/- 0.033	0.056	U,G
13981-38-9	Co-58	-0.025 +/- 0.049	0.094	U,G
10198-40-0	Co-60	0 +/- 0.036	0.067	U,G
14392-02-0	Cr-51	0.54 +/- 0.70	1.16	U,G
13967-70-9	Cs-134	0.01 +/- 0.25	0.41	U,G

Comments:

Qualifiers/Flags:

U - Result is less than the sample specific MDC or less than the associated TPU

Y1 - Chemical Yield is in control at 100-110%. Quantitative Yield is assumed.

Y2 - Chemical Yield outside default limits.

LT - Result is less than Requested MDC, greater than sample specific MDC.

M3 - The requested MDC was not met, but the reported activity is greater than the reported MDC.

M - The requested MDC was not met.

SQ - Spectral quality prevents accurate quantitation.

SI - Nuclide identification and/or quantitation is tentative.

TI - Nuclide identification is tentative.

R - Nuclide has exceeded 8 halflives.

G - Sample density differs by more than 15% of LCS density.

Abbreviations:

TPU - Total Propagated Uncertainty (see PAI SOP 743)

MDC - Minimum Detectable Concentration (see PAI SOP 709)

BDL - Below Detection Limit

Data Package ID: *GSS0408167-1*

Gamma Spectroscopy Results

PAI 713 Rev 8

Sample Results

Lab Name: Paragon Analytics
Work Order Number: 0408167
Client Name: New World Technologies
ClientProject ID: Ravenna GA00563

Field ID: SU4-A3
Lab ID: 0408167-15

Library: FANP

Sample Matrix: SOIL
Prep SOP: PAI 739 Rev 8
Date Collected: 11-Aug-04
Date Prepared: 03-Sep-04
Date Analyzed: 16-Sep-04

Prep Batch: GS040907-2
QCBatchID: GS040907-2-1
Run ID: GS040907-2A
Count Time: 30 minutes
Report Basis: Dry Weight

Final Aliquot: 341 g
Prep Basis: Dry Weight
Moisture(%): NA
Result Units: pCi/g
File Name: 041544D03A

CASNO	Target Nuclide	Result +/- 2 s TPU	MDC	Lab Qualifier
10045-97-3	Cs-137	-0.026 +/- 0.040	0.076	U,G
14683-23-9	Eu-152	0.138 +/- 0.088	0.153	U,G
15585-10-1	Eu-154	-0.16 +/- 0.28	0.55	U,G
14391-16-3	Eu-155	0.07 +/- 0.14	0.24	U,G
14596-12-4	Fe-59	0.04 +/- 0.11	0.19	U,G
10043-66-0	I-131	0.26 +/- 0.84	1.45	U,G
13966-00-2	K-40	6.0 +/- 1.2	0.9	G
13966-31-9	Mn-54	-0.024 +/- 0.040	0.076	U,G
13966-32-0	Na-22	-0.001 +/- 0.042	0.077	U,G
14681-63-1	Nb-94	-0.006 +/- 0.042	0.076	U,G
13967-76-5	Nb-95	0 +/- 0.054	0.097	U,G
15100-28-4	Pa-234m	6.8 +/- 5.2	7.8	U,G
15092-94-1	Pb-212	0.31 +/- 0.10	0.14	G
15067-28-4	Pb-214	0.325 +/- 0.095	0.140	G,J
13967-48-1	Ru-106	-0.21 +/- 0.44	0.81	U,G

Comments:

Qualifiers/Flags:

U - Result is less than the sample specific MDC or less than the associated TPU

Y1 - Chemical Yield is in control at 100-110%. Quantitative Yield is assumed.

Y2 - Chemical Yield outside default limits.

LT - Result is less than Requested MDC, greater than sample specific MDC.

M3 - The requested MDC was not met, but the reported activity is greater than the reported MDC.

M - The requested MDC was not met.

SQ - Spectral quality prevents accurate quantitation.

SI - Nuclide identification and/or quantitation is tentative.

TI - Nuclide identification is tentative.

R - Nuclide has exceeded 8 halflives.

G - Sample density differs by more than 15% of LCS density.

Abbreviations:

TPU - Total Propagated Uncertainty (see PAI SOP 743)

MDC - Minimum Detectable Concentration (see PAI SOP 709)

BDL - Below Detection Limit

Data Package ID: *GSS0408167-1*

Gamma Spectroscopy Results

PAI 713 Rev 8

Sample Results

Lab Name: Paragon Analytics
Work Order Number: 0408167
Client Name: New World Technologies
ClientProject ID: Ravenna GA00563

Field ID: SU4-A3
Lab ID: 0408167-15

Library: FANP

Sample Matrix: SOIL
Prep SOP: PAI 739 Rev 8
Date Collected: 11-Aug-04
Date Prepared: 03-Sep-04
Date Analyzed: 16-Sep-04

Prep Batch: GS040907-2
QCBatchID: GS040907-2-1
Run ID: GS040907-2A
Count Time: 30 minutes
Report Basis: Dry Weight

Final Aliquot: 341 g
Prep Basis: Dry Weight
Moisture(%): NA
Result Units: pCi/g
File Name: 041544D03A

CASNO	Target Nuclide	Result +/- 2 s TPU	MDC	Lab Qualifier
14683-10-4	Sb-124	0.004 +/- 0.073	0.127	U,G
14234-35-6	Sb-125	0.065 +/- 0.098	0.162	U,G
13967-63-0	Sc-46	0.002 +/- 0.048	0.087	U,G
15623-47-9	Th-227	-0.05 +/- 0.40	0.68	U,G
15065-10-8	Th-234	0 +/- 0.75	1.29	U,G
14913-50-9	Tl-208	0.092 +/- 0.051	0.074	G
15117-96-1	U-235	0.03 +/- 0.25	0.42	U,G
13982-39-3	Zn-65	0.059 +/- 0.085	0.141	U,G

Comments:

Qualifiers/Flags:

U - Result is less than the sample specific MDC or less than the associated TPU

Y1 - Chemical Yield is in control at 100-110%. Quantitative Yield is assumed.

Y2 - Chemical Yield outside default limits.

LT - Result is less than Requested MDC, greater than sample specific MDC.

M3 - The requested MDC was not met, but the reported activity is greater than the reported MDC.

M - The requested MDC was not met.

SQ - Spectral quality prevents accurate quantitation.

SI - Nuclide identification and/or quantitation is tentative.

TI - Nuclide identification is tentative.

R - Nuclide has exceeded 8 halflives.

G - Sample density differs by more than 15% of LCS density.

Abbreviations:

TPU - Total Propagated Uncertainty (see PAI SOP 743)

MDC - Minimum Detectable Concentration (see PAI SOP 709)

BDL - Below Detection Limit

Data Package ID: *GSS0408167-1*

Gamma Spectroscopy Results

PAI 713 Rev 8

Sample Results

Lab Name: Paragon Analytics
Work Order Number: 0408167
Client Name: New World Technologies
ClientProject ID: Ravenna GA00563

Field ID: SU4-B4
Lab ID: 0408167-16

Library: FANP

Sample Matrix: SOIL
Prep SOP: PAI 739 Rev 8
Date Collected: 11-Aug-04
Date Prepared: 03-Sep-04
Date Analyzed: 16-Sep-04

Prep Batch: GS040907-2
QCBatchID: GS040907-2-1
Run ID: GS040907-2A
Count Time: 30 minutes
Report Basis: Dry Weight

Final Aliquot: 308 g
Prep Basis: Dry Weight
Moisture(%): NA
Result Units: pCi/g
File Name: 040423D05A

CASNO	Target Nuclide	Result +/- 2 s TPU	MDC	Lab Qualifier
14331-83-0	Ac-228	1.11 +/- 0.37	0.52	G
14391-76-5	Ag-110m	-0.031 +/- 0.080	0.156	U,G
14682-66-7	Al-26	-0.016 +/- 0.068	0.149	U,G
14596-10-2	Am-241	-0.08 +/- 0.69	1.24	U,G
13966-02-4	Be-7	0.27 +/- 0.75	1.32	U,G
14913-49-6	Bi-212	1.1 +/- 1.2	1.9	U,G
14733-03-0	Bi-214	0.57 +/- 0.21	0.23	G,J
13982-30-4	Ce-139	0 +/- 0.060	0.107	U,G
14762-78-8	Ce-144	-0.08 +/- 0.42	0.76	U,G
14093-03-9	Co-56	0.09 +/- 0.19	0.32	U,G
13981-50-5	Co-57	0.048 +/- 0.052	0.084	U,G
13981-38-9	Co-58	-0.03 +/- 0.11	0.21	U,G
10198-40-0	Co-60	-0.029 +/- 0.083	0.169	U,G
14392-02-0	Cr-51	0.5 +/- 1.1	2.0	U,G
13967-70-9	Cs-134	-0.026 +/- 0.065	0.127	U,G

Comments:

Qualifiers/Flags:

U - Result is less than the sample specific MDC or less than the associated TPU

Y1 - Chemical Yield is in control at 100-110%. Quantitative Yield is assumed.

Y2 - Chemical Yield outside default limits.

LT - Result is less than Requested MDC, greater than sample specific MDC.

M3 - The requested MDC was not met, but the reported activity is greater than the reported MDC.

M - The requested MDC was not met.

SQ - Spectral quality prevents accurate quantitation.

SI - Nuclide identification and/or quantitation is tentative.

TI - Nuclide identification is tentative.

R - Nuclide has exceeded 8 halflives.

G - Sample density differs by more than 15% of LCS density.

Abbreviations:

TPU - Total Propagated Uncertainty (see PAI SOP 743)

MDC - Minimum Detectable Concentration (see PAI SOP 709)

BDL - Below Detection Limit

Data Package ID: *GSS0408167-1*

Gamma Spectroscopy Results

PAI 713 Rev 8

Sample Results

Lab Name: Paragon Analytics
Work Order Number: 0408167
Client Name: New World Technologies
ClientProject ID: Ravenna GA00563

Field ID: SU4-B4
Lab ID: 0408167-16

Library: FANP

Sample Matrix: SOIL
Prep SOP: PAI 739 Rev 8
Date Collected: 11-Aug-04
Date Prepared: 03-Sep-04
Date Analyzed: 16-Sep-04

Prep Batch: GS040907-2
QCBatchID: GS040907-2-1
Run ID: GS040907-2A
Count Time: 30 minutes
Report Basis: Dry Weight

Final Aliquot: 308 g
Prep Basis: Dry Weight
Moisture(%): NA
Result Units: pCi/g
File Name: 040423D05A

CASNO	Target Nuclide	Result +/- 2 s TPU	MDC	Lab Qualifier
10045-97-3	Cs-137	0.074 +/- 0.089	0.144	U,G
14683-23-9	Eu-152	0.30 +/- 0.37	0.59	U,G
15585-10-1	Eu-154	-0.24 +/- 0.30	0.69	U,G
14391-16-3	Eu-155	0.03 +/- 0.23	0.41	U,G
14596-12-4	Fe-59	-0.14 +/- 0.24	0.49	U,G
10043-66-0	I-131	0.6 +/- 1.5	2.6	U,G
13966-00-2	K-40	7.4 +/- 2.0	1.5	G
13966-31-9	Mn-54	0.005 +/- 0.074	0.139	U,G
13966-32-0	Na-22	0.022 +/- 0.087	0.159	U,G
14681-63-1	Nb-94	0.050 +/- 0.071	0.119	U,G
13967-76-5	Nb-95	0.01 +/- 0.12	0.22	U,G
15100-28-4	Pa-234m	-2.7 +/- 9.7	20.3	U,G
15092-94-1	Pb-212	1.24 +/- 0.25	0.20	G
15067-28-4	Pb-214	0.60 +/- 0.19	0.26	G,J
13967-48-1	Ru-106	0.05 +/- 0.75	1.36	U,G

Comments:

Qualifiers/Flags:

U - Result is less than the sample specific MDC or less than the associated TPU

Y1 - Chemical Yield is in control at 100-110%. Quantitative Yield is assumed.

Y2 - Chemical Yield outside default limits.

LT - Result is less than Requested MDC, greater than sample specific MDC.

M3 - The requested MDC was not met, but the reported activity is greater than the reported MDC.

M - The requested MDC was not met.

SQ - Spectral quality prevents accurate quantitation.

SI - Nuclide identification and/or quantitation is tentative.

TI - Nuclide identification is tentative.

R - Nuclide has exceeded 8 halflives.

G - Sample density differs by more than 15% of LCS density.

Abbreviations:

TPU - Total Propagated Uncertainty (see PAI SOP 743)

MDC - Minimum Detectable Concentration (see PAI SOP 709)

BDL - Below Detection Limit

Data Package ID: *GSS0408167-1*

Gamma Spectroscopy Results

PAI 713 Rev 8

Sample Results

Lab Name: Paragon Analytics
Work Order Number: 0408167
Client Name: New World Technologies
ClientProject ID: Ravenna GA00563

Field ID: SU4-B4
Lab ID: 0408167-16

Library: FANP

Sample Matrix: SOIL
Prep SOP: PAI 739 Rev 8
Date Collected: 11-Aug-04
Date Prepared: 03-Sep-04
Date Analyzed: 16-Sep-04

Prep Batch: GS040907-2
QCBatchID: GS040907-2-1
Run ID: GS040907-2A
Count Time: 30 minutes
Report Basis: Dry Weight

Final Aliquot: 308 g
Prep Basis: Dry Weight
Moisture(%): NA
Result Units: pCi/g
File Name: 040423D05A

CASNO	Target Nuclide	Result +/- 2 s TPU	MDC	Lab Qualifier
14683-10-4	Sb-124	-0.053 +/- 0.092	0.184	U,G
14234-35-6	Sb-125	0.04 +/- 0.18	0.32	U,G
13967-63-0	Sc-46	-0.017 +/- 0.096	0.186	U,G
15623-47-9	Th-227	0.31 +/- 0.62	1.00	U,G
15065-10-8	Th-234	0.7 +/- 1.6	2.6	U,G
14913-50-9	Tl-208	0.46 +/- 0.14	0.15	G
15117-96-1	U-235	-0.13 +/- 0.33	0.62	U,G
13982-39-3	Zn-65	-0.13 +/- 0.22	0.43	U,G

Comments:

Qualifiers/Flags:

U - Result is less than the sample specific MDC or less than the associated TPU

Y1 - Chemical Yield is in control at 100-110%. Quantitative Yield is assumed.

Y2 - Chemical Yield outside default limits.

LT - Result is less than Requested MDC, greater than sample specific MDC.

M3 - The requested MDC was not met, but the reported activity is greater than the reported MDC.

M - The requested MDC was not met.

SQ - Spectral quality prevents accurate quantitation.

SI - Nuclide identification and/or quantitation is tentative.

TI - Nuclide identification is tentative.

R - Nuclide has exceeded 8 halflives.

G - Sample density differs by more than 15% of LCS density.

Abbreviations:

TPU - Total Propagated Uncertainty (see PAI SOP 743)

MDC - Minimum Detectable Concentration (see PAI SOP 709)

BDL - Below Detection Limit

Data Package ID: *GSS0408167-1*

Gamma Spectroscopy Results

PAI 713 Rev 8

Sample Results

Lab Name: Paragon Analytics
Work Order Number: 0408167
Client Name: New World Technologies
ClientProject ID: Ravenna GA00563

Field ID: SU4-D4
Lab ID: 0408167-17

Library: FANP

Sample Matrix: SOIL
Prep SOP: PAI 739 Rev 8
Date Collected: 11-Aug-04
Date Prepared: 03-Sep-04
Date Analyzed: 16-Sep-04

Prep Batch: GS040907-2
QCBatchID: GS040907-2-1
Run ID: GS040907-2A
Count Time: 30 minutes
Report Basis: Dry Weight

Final Aliquot: 318 g
Prep Basis: Dry Weight
Moisture(%): NA
Result Units: pCi/g
File Name: 041588D08A

CASNO	Target Nuclide	Result +/- 2 s TPU	MDC	Lab Qualifier
14331-83-0	Ac-228	1.02 +/- 0.36	0.52	G
14391-76-5	Ag-110m	-0.057 +/- 0.074	0.153	U,G
14682-66-7	Al-26	0 +/- 0.071	0.149	U,G
14596-10-2	Am-241	0.06 +/- 0.14	0.23	U,G
13966-02-4	Be-7	-0.49 +/- 0.77	1.56	U,G
14913-49-6	Bi-212	0.9 +/- 1.1	1.8	U,G
14733-03-0	Bi-214	0.74 +/- 0.24	0.30	G,J
13982-30-4	Ce-139	-0.011 +/- 0.059	0.107	U,G
14762-78-8	Ce-144	-0.06 +/- 0.32	0.58	U,G
14093-03-9	Co-56	0.11 +/- 0.16	0.26	U,G
13981-50-5	Co-57	0.019 +/- 0.038	0.064	U,G
13981-38-9	Co-58	-0.03 +/- 0.11	0.21	U,G
10198-40-0	Co-60	-0.025 +/- 0.077	0.162	U,G
14392-02-0	Cr-51	0.1 +/- 1.2	2.2	U,G
13967-70-9	Cs-134	-0.044 +/- 0.080	0.154	U,G

Comments:

Qualifiers/Flags:

U - Result is less than the sample specific MDC or less than the associated TPU

Y1 - Chemical Yield is in control at 100-110%. Quantitative Yield is assumed.

Y2 - Chemical Yield outside default limits.

LT - Result is less than Requested MDC, greater than sample specific MDC.

M3 - The requested MDC was not met, but the reported activity is greater than the reported MDC.

M - The requested MDC was not met.

SQ - Spectral quality prevents accurate quantitation.

SI - Nuclide identification and/or quantitation is tentative.

TI - Nuclide identification is tentative.

R - Nuclide has exceeded 8 halflives.

G - Sample density differs by more than 15% of LCS density.

Abbreviations:

TPU - Total Propagated Uncertainty (see PAI SOP 743)

MDC - Minimum Detectable Concentration (see PAI SOP 709)

BDL - Below Detection Limit

Data Package ID: *GSS0408167-1*

Gamma Spectroscopy Results

PAI 713 Rev 8

Sample Results

Lab Name: Paragon Analytics
Work Order Number: 0408167
Client Name: New World Technologies
ClientProject ID: Ravenna GA00563

Field ID: SU4-D4
Lab ID: 0408167-17

Library: FANP

Sample Matrix: SOIL
Prep SOP: PAI 739 Rev 8
Date Collected: 11-Aug-04
Date Prepared: 03-Sep-04
Date Analyzed: 16-Sep-04

Prep Batch: GS040907-2
QCBatchID: GS040907-2-1
Run ID: GS040907-2A
Count Time: 30 minutes
Report Basis: Dry Weight

Final Aliquot: 318 g
Prep Basis: Dry Weight
Moisture(%): NA
Result Units: pCi/g
File Name: 041588D08A

CASNO	Target Nuclide	Result +/- 2 s TPU	MDC	Lab Qualifier
10045-97-3	Cs-137	0.023 +/- 0.070	0.125	U,G
14683-23-9	Eu-152	-0.18 +/- 0.30	0.71	U,G
15585-10-1	Eu-154	0.12 +/- 0.38	0.70	U,G
14391-16-3	Eu-155	-0.03 +/- 0.15	0.27	U,G
14596-12-4	Fe-59	-0.17 +/- 0.21	0.47	U,G
10043-66-0	I-131	-1.1 +/- 1.1	2.3	U,G
13966-00-2	K-40	5.6 +/- 1.8	1.8	G
13966-31-9	Mn-54	0.054 +/- 0.072	0.118	U,G
13966-32-0	Na-22	0.002 +/- 0.086	0.165	U,G
14681-63-1	Nb-94	0.017 +/- 0.076	0.137	U,G
13967-76-5	Nb-95	-0.06 +/- 0.11	0.22	U,G
15100-28-4	Pa-234m	8 +/- 12	20	U,G
15092-94-1	Pb-212	1.30 +/- 0.27	0.24	G
15067-28-4	Pb-214	0.98 +/- 0.22	0.24	G,J
13967-48-1	Ru-106	-0.16 +/- 0.64	1.24	U,G

Comments:

Qualifiers/Flags:

U - Result is less than the sample specific MDC or less than the associated TPU

Y1 - Chemical Yield is in control at 100-110%. Quantitative Yield is assumed.

Y2 - Chemical Yield outside default limits.

LT - Result is less than Requested MDC, greater than sample specific MDC.

M3 - The requested MDC was not met, but the reported activity is greater than the reported MDC.

M - The requested MDC was not met.

SQ - Spectral quality prevents accurate quantitation.

SI - Nuclide identification and/or quantitation is tentative.

TI - Nuclide identification is tentative.

R - Nuclide has exceeded 8 halflives.

G - Sample density differs by more than 15% of LCS density.

Abbreviations:

TPU - Total Propagated Uncertainty (see PAI SOP 743)

MDC - Minimum Detectable Concentration (see PAI SOP 709)

BDL - Below Detection Limit

Data Package ID: *GSS0408167-1*

Gamma Spectroscopy Results

PAI 713 Rev 8

Sample Results

Lab Name: Paragon Analytics
Work Order Number: 0408167
Client Name: New World Technologies
ClientProject ID: Ravenna GA00563

Field ID: SU4-D4
Lab ID: 0408167-17

Library: FANP

Sample Matrix: SOIL
Prep SOP: PAI 739 Rev 8
Date Collected: 11-Aug-04
Date Prepared: 03-Sep-04
Date Analyzed: 16-Sep-04

Prep Batch: GS040907-2
QCBatchID: GS040907-2-1
Run ID: GS040907-2A
Count Time: 30 minutes
Report Basis: Dry Weight

Final Aliquot: 318 g
Prep Basis: Dry Weight
Moisture(%): NA
Result Units: pCi/g
File Name: 041588D08A

CASNO	Target Nuclide	Result +/- 2 s TPU	MDC	Lab Qualifier
14683-10-4	Sb-124	0.01 +/- 0.11	0.21	U,G
14234-35-6	Sb-125	0.04 +/- 0.14	0.25	U,G
13967-63-0	Sc-46	-0.02 +/- 0.10	0.20	U,G
15623-47-9	Th-227	0.12 +/- 0.44	0.74	U,G
15065-10-8	Th-234	1.2 +/- 1.1	1.8	U,G
14913-50-9	Tl-208	0.42 +/- 0.14	0.16	G
15117-96-1	U-235	0.38 +/- 0.34	0.54	U,G
13982-39-3	Zn-65	-0.02 +/- 0.15	0.30	U,G

Comments:

Qualifiers/Flags:

U - Result is less than the sample specific MDC or less than the associated TPU

Y1 - Chemical Yield is in control at 100-110%. Quantitative Yield is assumed.

Y2 - Chemical Yield outside default limits.

LT - Result is less than Requested MDC, greater than sample specific MDC.

M3 - The requested MDC was not met, but the reported activity is greater than the reported MDC.

M - The requested MDC was not met.

SQ - Spectral quality prevents accurate quantitation.

SI - Nuclide identification and/or quantitation is tentative.

TI - Nuclide identification is tentative.

R - Nuclide has exceeded 8 halflives.

G - Sample density differs by more than 15% of LCS density.

Abbreviations:

TPU - Total Propagated Uncertainty (see PAI SOP 743)

MDC - Minimum Detectable Concentration (see PAI SOP 709)

BDL - Below Detection Limit

Data Package ID: *GSS0408167-1*

Gamma Spectroscopy Results

PAI 713 Rev 8

Sample Results

Lab Name: Paragon Analytics
Work Order Number: 0408167
Client Name: New World Technologies
ClientProject ID: Ravenna GA00563

Field ID: SU4-C3
Lab ID: 0408167-18

Library: FANP

Sample Matrix: SOIL
Prep SOP: PAI 739 Rev 8
Date Collected: 11-Aug-04
Date Prepared: 03-Sep-04
Date Analyzed: 16-Sep-04

Prep Batch: GS040907-2
QCBatchID: GS040907-2-1
Run ID: GS040907-2A
Count Time: 30 minutes
Report Basis: Dry Weight

Final Aliquot: 352 g
Prep Basis: Dry Weight
Moisture(%): NA
Result Units: pCi/g
File Name: 040356D09A

CASNO	Target Nuclide	Result +/- 2 s TPU	MDC	Lab Qualifier
14331-83-0	Ac-228	0.23 +/- 0.25	0.39	U,G
14391-76-5	Ag-110m	0 +/- 0.053	0.099	U,G
14682-66-7	Al-26	0.010 +/- 0.050	0.101	U,G
14596-10-2	Am-241	-0.4 +/- 1.3	2.3	U,G
13966-02-4	Be-7	0.13 +/- 0.58	1.04	U,G
14913-49-6	Bi-212	0.51 +/- 0.75	1.25	U,G
14733-03-0	Bi-214	0.13 +/- 0.12	0.19	U,G,J
13982-30-4	Ce-139	0 +/- 0.053	0.094	U,G
14762-78-8	Ce-144	0.08 +/- 0.33	0.57	U,G
14093-03-9	Co-56	0.05 +/- 0.14	0.26	U,G
13981-50-5	Co-57	0.005 +/- 0.043	0.077	U,G
13981-38-9	Co-58	-0.044 +/- 0.077	0.156	U,G
10198-40-0	Co-60	-0.025 +/- 0.063	0.131	U,G
14392-02-0	Cr-51	0 +/- 0.90	1.63	U,G
13967-70-9	Cs-134	-0.019 +/- 0.058	0.109	U,G

Comments:

Qualifiers/Flags:

U - Result is less than the sample specific MDC or less than the associated TPU

Y1 - Chemical Yield is in control at 100-110%. Quantitative Yield is assumed.

Y2 - Chemical Yield outside default limits.

LT - Result is less than Requested MDC, greater than sample specific MDC.

M3 - The requested MDC was not met, but the reported activity is greater than the reported MDC.

M - The requested MDC was not met.

SQ - Spectral quality prevents accurate quantitation.

SI - Nuclide identification and/or quantitation is tentative.

TI - Nuclide identification is tentative.

R - Nuclide has exceeded 8 halflives.

G - Sample density differs by more than 15% of LCS density.

Abbreviations:

TPU - Total Propagated Uncertainty (see PAI SOP 743)

MDC - Minimum Detectable Concentration (see PAI SOP 709)

BDL - Below Detection Limit

Data Package ID: *GSS0408167-1*

Gamma Spectroscopy Results

PAI 713 Rev 8

Sample Results

Lab Name: Paragon Analytics
Work Order Number: 0408167
Client Name: New World Technologies
ClientProject ID: Ravenna GA00563

Field ID: SU4-C3
Lab ID: 0408167-18

Library: FANP

Sample Matrix: SOIL
Prep SOP: PAI 739 Rev 8
Date Collected: 11-Aug-04
Date Prepared: 03-Sep-04
Date Analyzed: 16-Sep-04

Prep Batch: GS040907-2
QCBatchID: GS040907-2-1
Run ID: GS040907-2A
Count Time: 30 minutes
Report Basis: Dry Weight

Final Aliquot: 352 g
Prep Basis: Dry Weight
Moisture(%): NA
Result Units: pCi/g
File Name: 040356D09A

CASNO	Target Nuclide	Result +/- 2 s TPU	MDC	Lab Qualifier
10045-97-3	Cs-137	0.013 +/- 0.048	0.087	U,G
14683-23-9	Eu-152	-0.11 +/- 0.23	0.53	U,G
15585-10-1	Eu-154	-0.18 +/- 0.26	0.58	U,G
14391-16-3	Eu-155	0.17 +/- 0.20	0.32	U,G
14596-12-4	Fe-59	0.02 +/- 0.17	0.32	U,G
10043-66-0	I-131	-0.81 +/- 0.83	1.74	U,G
13966-00-2	K-40	5.4 +/- 1.6	1.6	G
13966-31-9	Mn-54	0.004 +/- 0.062	0.114	U,G
13966-32-0	Na-22	0.001 +/- 0.074	0.140	U,G
14681-63-1	Nb-94	0.004 +/- 0.039	0.074	U,G
13967-76-5	Nb-95	-0.009 +/- 0.071	0.136	U,G
15100-28-4	Pa-234m	4.6 +/- 8.6	14.8	U,G
15092-94-1	Pb-212	0.26 +/- 0.12	0.16	G
15067-28-4	Pb-214	0.18 +/- 0.14	0.21	U,G,J
13967-48-1	Ru-106	0.24 +/- 0.43	0.74	U,G

Comments:

Qualifiers/Flags:

U - Result is less than the sample specific MDC or less than the associated TPU

Y1 - Chemical Yield is in control at 100-110%. Quantitative Yield is assumed.

Y2 - Chemical Yield outside default limits.

LT - Result is less than Requested MDC, greater than sample specific MDC.

M3 - The requested MDC was not met, but the reported activity is greater than the reported MDC.

M - The requested MDC was not met.

SQ - Spectral quality prevents accurate quantitation.

SI - Nuclide identification and/or quantitation is tentative.

TI - Nuclide identification is tentative.

R - Nuclide has exceeded 8 halflives.

G - Sample density differs by more than 15% of LCS density.

Abbreviations:

TPU - Total Propagated Uncertainty (see PAI SOP 743)

MDC - Minimum Detectable Concentration (see PAI SOP 709)

BDL - Below Detection Limit

Data Package ID: *GSS0408167-1*

Gamma Spectroscopy Results

PAI 713 Rev 8

Sample Results

Lab Name: Paragon Analytics
Work Order Number: 0408167
Client Name: New World Technologies
ClientProject ID: Ravenna GA00563

Field ID: SU4-C3
Lab ID: 0408167-18

Library: FANP

Sample Matrix: SOIL
Prep SOP: PAI 739 Rev 8
Date Collected: 11-Aug-04
Date Prepared: 03-Sep-04
Date Analyzed: 16-Sep-04

Prep Batch: GS040907-2
QCBatchID: GS040907-2-1
Run ID: GS040907-2A
Count Time: 30 minutes
Report Basis: Dry Weight

Final Aliquot: 352 g
Prep Basis: Dry Weight
Moisture(%): NA
Result Units: pCi/g
File Name: 040356D09A

CASNO	Target Nuclide	Result +/- 2 s TPU	MDC	Lab Qualifier
14683-10-4	Sb-124	0.065 +/- 0.085	0.140	U,G
14234-35-6	Sb-125	-0.02 +/- 0.13	0.24	U,G
13967-63-0	Sc-46	0.027 +/- 0.060	0.106	U,G
15623-47-9	Th-227	0.18 +/- 0.47	0.77	U,G
15065-10-8	Th-234	0.1 +/- 1.3	2.2	U,G
14913-50-9	Tl-208	0.074 +/- 0.061	0.093	U,G
15117-96-1	U-235	0.03 +/- 0.27	0.49	U,G
13982-39-3	Zn-65	0.03 +/- 0.14	0.25	U,G

Comments:

Qualifiers/Flags:

U - Result is less than the sample specific MDC or less than the associated TPU

Y1 - Chemical Yield is in control at 100-110%. Quantitative Yield is assumed.

Y2 - Chemical Yield outside default limits.

LT - Result is less than Requested MDC, greater than sample specific MDC.

M3 - The requested MDC was not met, but the reported activity is greater than the reported MDC.

M - The requested MDC was not met.

SQ - Spectral quality prevents accurate quantitation.

SI - Nuclide identification and/or quantitation is tentative.

TI - Nuclide identification is tentetive.

R - Nuclide has exceeded 8 halflives.

G - Sample density differs by more than 15% of LCS density.

Abbreviations:

TPU - Total Propagated Uncertainty (see PAI SOP 743)

MDC - Minimum Detectable Concentration (see PAI SOP 709)

BDL - Below Detection Limit

Data Package ID: *GSS0408167-1*

Gamma Spectroscopy Results

PAI 713 Rev 8

Sample Results

Lab Name: Paragon Analytics
Work Order Number: 0408167
Client Name: New World Technologies
ClientProject ID: Ravenna GA00563

Field ID: SU4-A4
Lab ID: 0408167-19

Library: FANP

Sample Matrix: SOIL
Prep SOP: PAI 739 Rev 8
Date Collected: 11-Aug-04
Date Prepared: 03-Sep-04
Date Analyzed: 17-Sep-04

Prep Batch: GS040907-2
QCBatchID: GS040907-2-1
Run ID: GS040907-2A
Count Time: 30 minutes
Report Basis: Dry Weight

Final Aliquot: 336 g
Prep Basis: Dry Weight
Moisture(%): NA
Result Units: pCi/g
File Name: 042242D01A

CASNO	Target Nuclide	Result +/- 2 s TPU	MDC	Lab Qualifier
14331-83-0	Ac-228	0.49 +/- 0.30	0.38	LT,G,TI
14391-76-5	Ag-110m	-0.009 +/- 0.073	0.141	U,G
14682-66-7	Al-26	-0.017 +/- 0.035	0.111	U,G
14596-10-2	Am-241	-0.04 +/- 0.50	0.92	U,G
13966-02-4	Be-7	0.21 +/- 0.64	1.15	U,G
14913-49-6	Bi-212	1.29 +/- 0.97	1.33	U,G
14733-03-0	Bi-214	0.33 +/- 0.18	0.24	G,J
13982-30-4	Ce-139	-0.031 +/- 0.051	0.097	U,G
14762-78-8	Ce-144	-0.02 +/- 0.30	0.55	U,G
14093-03-9	Co-56	0.04 +/- 0.19	0.36	U,G
13981-50-5	Co-57	0.002 +/- 0.040	0.071	U,G
13981-38-9	Co-58	0.016 +/- 0.076	0.144	U,G
10198-40-0	Co-60	0.009 +/- 0.088	0.169	U,G
14392-02-0	Cr-51	-0.8 +/- 1.1	2.2	U,G
13967-70-9	Cs-134	0.033 +/- 0.063	0.107	U,G

Comments:

Qualifiers/Flags:

U - Result is less than the sample specific MDC or less than the associated TPU

Y1 - Chemical Yield is in control at 100-110%. Quantitative Yield is assumed.

Y2 - Chemical Yield outside default limits.

LT - Result is less than Requested MDC, greater than sample specific MDC.

M3 - The requested MDC was not met, but the reported activity is greater than the reported MDC.

M - The requested MDC was not met.

SQ - Spectral quality prevents accurate quantitation.

SI - Nuclide identification and/or quantitation is tentative.

TI - Nuclide identification is tentative.

R - Nuclide has exceeded 8 halflives.

G - Sample density differs by more than 15% of LCS density.

Abbreviations:

TPU - Total Propagated Uncertainty (see PAI SOP 743)

MDC - Minimum Detectable Concentration (see PAI SOP 709)

BDL - Below Detection Limit

Data Package ID: *GSS0408167-1*

Gamma Spectroscopy Results

PAI 713 Rev 8

Sample Results

Lab Name: Paragon Analytics
Work Order Number: 0408167
Client Name: New World Technologies
ClientProject ID: Ravenna GA00563

Field ID: SU4-A4
Lab ID: 0408167-19

Library: FANP

Sample Matrix: SOIL
Prep SOP: PAI 739 Rev 8
Date Collected: 11-Aug-04
Date Prepared: 03-Sep-04
Date Analyzed: 17-Sep-04

Prep Batch: GS040907-2
QCBatchID: GS040907-2-1
Run ID: GS040907-2A
Count Time: 30 minutes
Report Basis: Dry Weight

Final Aliquot: 336 g
Prep Basis: Dry Weight
Moisture(%): NA
Result Units: pCi/g
File Name: 042242D01A

CASNO	Target Nuclide	Result +/- 2 s TPU	MDC	Lab Qualifier
10045-97-3	Cs-137	0.030 +/- 0.080	0.142	U,G
14683-23-9	Eu-152	0.19 +/- 0.26	0.40	U,G
15585-10-1	Eu-154	-0.31 +/- 0.37	0.84	U,G
14391-16-3	Eu-155	0.04 +/- 0.18	0.31	U,G
14596-12-4	Fe-59	0.01 +/- 0.20	0.40	U,G
10043-66-0	I-131	-0.2 +/- 1.4	2.6	U,G
13966-00-2	K-40	5.7 +/- 1.8	1.4	G
13966-31-9	Mn-54	-0.074 +/- 0.063	0.149	U,G
13966-32-0	Na-22	0.033 +/- 0.073	0.132	U,G
14681-63-1	Nb-94	-0.041 +/- 0.071	0.144	U,G
13967-76-5	Nb-95	0.040 +/- 0.090	0.159	U,G
15100-28-4	Pa-234m	4 +/- 10	19	U,G
15092-94-1	Pb-212	0.33 +/- 0.14	0.18	G
15067-28-4	Pb-214	0.32 +/- 0.17	0.23	G,J
13967-48-1	Ru-106	-0.17 +/- 0.58	1.17	U,G

Comments:

Qualifiers/Flags:

U - Result is less than the sample specific MDC or less than the associated TPU

Y1 - Chemical Yield is in control at 100-110%. Quantitative Yield is assumed.

Y2 - Chemical Yield outside default limits.

LT - Result is less than Requested MDC, greater than sample specific MDC.

M3 - The requested MDC was not met, but the reported activity is greater than the reported MDC.

M - The requested MDC was not met.

SQ - Spectral quality prevents accurate quantitation.

SI - Nuclide identification and/or quantitation is tentative.

TI - Nuclide identification is tentative.

R - Nuclide has exceeded 8 halflives.

G - Sample density differs by more than 15% of LCS density.

Abbreviations:

TPU - Total Propagated Uncertainty (see PAI SOP 743)

MDC - Minimum Detectable Concentration (see PAI SOP 709)

BDL - Below Detection Limit

Data Package ID: *GSS0408167-1*

Gamma Spectroscopy Results

PAI 713 Rev 8

Sample Results

Lab Name: Paragon Analytics
Work Order Number: 0408167
Client Name: New World Technologies
ClientProject ID: Ravenna GA00563

Field ID: SU4-A4
Lab ID: 0408167-19

Library: FANP

Sample Matrix: SOIL
Prep SOP: PAI 739 Rev 8
Date Collected: 11-Aug-04
Date Prepared: 03-Sep-04
Date Analyzed: 17-Sep-04

Prep Batch: GS040907-2
QCBatchID: GS040907-2-1
Run ID: GS040907-2A
Count Time: 30 minutes
Report Basis: Dry Weight

Final Aliquot: 336 g
Prep Basis: Dry Weight
Moisture(%): NA
Result Units: pCi/g
File Name: 042242D01A

CASNO	Target Nuclide	Result +/- 2 s TPU	MDC	Lab Qualifier
14683-10-4	Sb-124	0.032 +/- 0.086	0.152	U,G
14234-35-6	Sb-125	-0.05 +/- 0.15	0.30	U,G
13967-63-0	Sc-46	0.010 +/- 0.070	0.138	U,G
15623-47-9	Th-227	-0.16 +/- 0.48	0.89	U,G
15065-10-8	Th-234	0.42 +/- 0.97	1.66	U,G
14913-50-9	Tl-208	0.110 +/- 0.091	0.138	U,G
15117-96-1	U-235	-0.10 +/- 0.29	0.54	U,G
13982-39-3	Zn-65	-0.12 +/- 0.22	0.45	U,G

Comments:

Qualifiers/Flags:

U - Result is less than the sample specific MDC or less than the associated TPU

Y1 - Chemical Yield is in control at 100-110%. Quantitative Yield is assumed.

Y2 - Chemical Yield outside default limits.

LT - Result is less than Requested MDC, greater than sample specific MDC.

M3 - The requested MDC was not met, but the reported activity is greater than the reported MDC.

M - The requested MDC was not met.

SQ - Spectral quality prevents accurate quantitation.

SI - Nuclide identification and/or quantitation is tentative.

TI - Nuclide identification is tentative.

R - Nuclide has exceeded 8 halflives.

G - Sample density differs by more than 15% of LCS density.

Abbreviations:

TPU - Total Propagated Uncertainty (see PAI SOP 743)

MDC - Minimum Detectable Concentration (see PAI SOP 709)

BDL - Below Detection Limit

Data Package ID: *GSS0408167-1*

Gamma Spectroscopy Results

PAI 713 Rev 8

Sample Results

Lab Name: Paragon Analytics
Work Order Number: 0408167
Client Name: New World Technologies
ClientProject ID: Ravenna GA00563

Field ID: SU4-C4
Lab ID: 0408167-20

Library: FANP

Sample Matrix: SOIL
Prep SOP: PAI 739 Rev 8
Date Collected: 11-Aug-04
Date Prepared: 03-Sep-04
Date Analyzed: 17-Sep-04

Prep Batch: GS040907-2
QCBatchID: GS040907-2-1
Run ID: GS040907-2A
Count Time: 30 minutes
Report Basis: Dry Weight

Final Aliquot: 341 g
Prep Basis: Dry Weight
Moisture(%): NA
Result Units: pCi/g
File Name: 041547D03A

CASNO	Target Nuclide	Result +/- 2 s TPU	MDC	Lab Qualifier
14331-83-0	Ac-228	0.56 +/- 0.16	0.25	LT,G
14391-76-5	Ag-110m	-0.028 +/- 0.038	0.074	U,G
14682-66-7	Al-26	0.004 +/- 0.039	0.073	U,G
14596-10-2	Am-241	-0.08 +/- 0.28	0.50	U,G
13966-02-4	Be-7	-0.07 +/- 0.45	0.82	U,G
14913-49-6	Bi-212	0.38 +/- 0.65	1.09	U,G
14733-03-0	Bi-214	0.36 +/- 0.14	0.18	G,J
13982-30-4	Ce-139	-0.013 +/- 0.040	0.071	U,G
14762-78-8	Ce-144	0.04 +/- 0.25	0.44	U,G
14093-03-9	Co-56	0.06 +/- 0.10	0.17	U,G
13981-50-5	Co-57	-0.012 +/- 0.032	0.058	U,G
13981-38-9	Co-58	0.009 +/- 0.049	0.087	U,G
10198-40-0	Co-60	-0.014 +/- 0.037	0.072	U,G
14392-02-0	Cr-51	-0.48 +/- 0.69	1.29	U,G
13967-70-9	Cs-134	0.022 +/- 0.071	0.117	U,G

Comments:

Qualifiers/Flags:

U - Result is less than the sample specific MDC or less than the associated TPU

Y1 - Chemical Yield is in control at 100-110%. Quantitative Yield is assumed.

Y2 - Chemical Yield outside default limits.

LT - Result is less than Requested MDC, greater than sample specific MDC.

M3 - The requested MDC was not met, but the reported activity is greater than the reported MDC.

M - The requested MDC was not met.

SQ - Spectral quality prevents accurate quantitation.

SI - Nuclide identification and/or quantitation is tentative.

TI - Nuclide identification is tentative.

R - Nuclide has exceeded 8 halflives.

G - Sample density differs by more than 15% of LCS density.

Abbreviations:

TPU - Total Propagated Uncertainty (see PAI SOP 743)

MDC - Minimum Detectable Concentration (see PAI SOP 709)

BDL - Below Detection Limit

Data Package ID: *GSS0408167-1*

Gamma Spectroscopy Results

PAI 713 Rev 8

Sample Results

Lab Name: Paragon Analytics
Work Order Number: 0408167
Client Name: New World Technologies
ClientProject ID: Ravenna GA00563

Field ID: SU4-C4
Lab ID: 0408167-20

Library: FANP

Sample Matrix: SOIL
Prep SOP: PAI 739 Rev 8
Date Collected: 11-Aug-04
Date Prepared: 03-Sep-04
Date Analyzed: 17-Sep-04

Prep Batch: GS040907-2
QCBatchID: GS040907-2-1
Run ID: GS040907-2A
Count Time: 30 minutes
Report Basis: Dry Weight

Final Aliquot: 341 g
Prep Basis: Dry Weight
Moisture(%): NA
Result Units: pCi/g
File Name: 041547D03A

CASNO	Target Nuclide	Result +/- 2 s TPU	MDC	Lab Qualifier
10045-97-3	Cs-137	0.025 +/- 0.041	0.068	U,G
14683-23-9	Eu-152	-0.08 +/- 0.23	0.44	U,G
15585-10-1	Eu-154	-0.20 +/- 0.21	0.43	U,G
14391-16-3	Eu-155	0.06 +/- 0.14	0.24	U,G
14596-12-4	Fe-59	0.05 +/- 0.13	0.23	U,G
10043-66-0	I-131	0.20 +/- 0.86	1.50	U,G
13966-00-2	K-40	6.3 +/- 1.2	0.9	G
13966-31-9	Mn-54	-0.012 +/- 0.046	0.084	U,G
13966-32-0	Na-22	-0.004 +/- 0.041	0.077	U,G
14681-63-1	Nb-94	-0.004 +/- 0.039	0.070	U,G
13967-76-5	Nb-95	0.012 +/- 0.053	0.093	U,G
15100-28-4	Pa-234m	7.2 +/- 6.3	9.6	U,G
15092-94-1	Pb-212	0.41 +/- 0.12	0.15	G
15067-28-4	Pb-214	0.46 +/- 0.11	0.14	G,J
13967-48-1	Ru-106	0.08 +/- 0.40	0.69	U,G

Comments:

Qualifiers/Flags:

U - Result is less than the sample specific MDC or less than the associated TPU

Y1 - Chemical Yield is in control at 100-110%. Quantitative Yield is assumed.

Y2 - Chemical Yield outside default limits.

LT - Result is less than Requested MDC, greater than sample specific MDC.

M3 - The requested MDC was not met, but the reported activity is greater than the reported MDC.

M - The requested MDC was not met.

SQ - Spectral quality prevents accurate quantitation.

SI - Nuclide identification and/or quantitation is tentative.

TI - Nuclide identification is tentative.

R - Nuclide has exceeded 8 halflives.

G - Sample density differs by more than 15% of LCS density.

Abbreviations:

TPU - Total Propagated Uncertainty (see PAI SOP 743)

MDC - Minimum Detectable Concentration (see PAI SOP 709)

BDL - Below Detection Limit

Data Package ID: *GSS0408167-1*

Gamma Spectroscopy Results

PAI 713 Rev 8

Sample Results

Lab Name: Paragon Analytics
Work Order Number: 0408167
Client Name: New World Technologies
ClientProject ID: Ravenna GA00563

Field ID: SU4-C4
Lab ID: 0408167-20

Library: FANP

Sample Matrix: SOIL
Prep SOP: PAI 739 Rev 8
Date Collected: 11-Aug-04
Date Prepared: 03-Sep-04
Date Analyzed: 17-Sep-04

Prep Batch: GS040907-2
QCBatchID: GS040907-2-1
Run ID: GS040907-2A
Count Time: 30 minutes
Report Basis: Dry Weight

Final Aliquot: 341 g
Prep Basis: Dry Weight
Moisture(%): NA
Result Units: pCi/g
File Name: 041547D03A

CASNO	Target Nuclide	Result +/- 2 s TPU	MDC	Lab Qualifier
14683-10-4	Sb-124	0.012 +/- 0.065	0.113	U,G
14234-35-6	Sb-125	-0.03 +/- 0.10	0.19	U,G
13967-63-0	Sc-46	-0.023 +/- 0.047	0.091	U,G
15623-47-9	Th-227	-0.35 +/- 0.42	0.76	U,G
15065-10-8	Th-234	0.01 +/- 0.90	1.55	U,G
14913-50-9	Tl-208	0.138 +/- 0.058	0.078	G
15117-96-1	U-235	0.03 +/- 0.24	0.42	U,G
13982-39-3	Zn-65	-0.14 +/- 0.11	0.22	U,G

Comments:

Qualifiers/Flags:

U - Result is less than the sample specific MDC or less than the associated TPU

Y1 - Chemical Yield is in control at 100-110%. Quantitative Yield is assumed.

Y2 - Chemical Yield outside default limits.

LT - Result is less than Requested MDC, greater than sample specific MDC.

M3 - The requested MDC was not met, but the reported activity is greater than the reported MDC.

M - The requested MDC was not met.

SQ - Spectral quality prevents accurate quantitation.

SI - Nuclide identification and/or quantitation is tentative.

TI - Nuclide identification is tentative.

R - Nuclide has exceeded 8 halflives.

G - Sample density differs by more than 15% of LCS density.

Abbreviations:

TPU - Total Propagated Uncertainty (see PAI SOP 743)

MDC - Minimum Detectable Concentration (see PAI SOP 709)

BDL - Below Detection Limit

Data Package ID: *GSS0408167-1*

PARAGON ANALYTICS
225 Commerce Drive ◆ Fort Collins, CO 80524 ◆ (800) 443-1511 ◆ (970) 490-1511 ◆ FAX (970) 490-1522

September 22, 2004

Mr. Dan Spicuzza
New World Technology
322 Albert Street
Turtle Creek, PA 15145

Re: Paragon Workorder: 04-08-168
Client Project Name: Ravenna
Client Project Number: GA00563

Dear Mr. Spicuzza:

Twenty soil samples were received from New World Technology on August 18, 2004. The samples were scheduled for Gamma Spectroscopy (pages 1-356) analysis. The results for this analysis are contained in the enclosed reports.

Thank you for your confidence in Paragon Analytics. Should you have any questions, please call.

Sincerely,

Paragon Analytics
Lance Steere
Senior Project Manager

LRS/ja
Enclosure: Report

Paragon Analytics

Sample Number(s) Cross-Reference Table

Paragon OrderNum: 0408168
Client Name: New World Technologies
Client Project Name: Ravenna
Client Project Number: GA00563
Client PO Number: 40149

Client Sample	Lab Sample Number	COC Number	Matrix	Date Collected	Time Collected
SU4-B3	0408168-1		SOIL	11-Aug-04	15:25
SU4-F2	0408168-2		SOIL	12-Aug-04	9:25
SU4-G1	0408168-3		SOIL	12-Aug-04	9:40
SU4-B0	0408168-4		SOIL	12-Aug-04	11:45
SU4-B1	0408168-5		SOIL	12-Aug-04	10:25
SU4-A0	0408168-6		SOIL	12-Aug-04	11:40
SU4-F3	0408168-7		SOIL	12-Aug-04	9:10
SU4-E0	0408168-8		SOIL	12-Aug-04	11:05
SU4-C0	0408168-9		SOIL	12-Aug-04	10:50
SU4-F4	0408168-10		SOIL	12-Aug-04	9:05
SU4-D0	0408168-11		SOIL	12-Aug-04	11:00
SU4-G0	0408168-12		SOIL	12-Aug-04	11:15
SU3-C2	0408168-13		SOIL	11-Aug-04	11:05
SU3-D2	0408168-14		SOIL	11-Aug-04	11:10
SU3-D3	0408168-15		SOIL	11-Aug-04	11:15
SU3-C3	0408168-16		SOIL	11-Aug-04	11:20
SU3-E2	0408168-17		SOIL	11-Aug-04	11:35
SU3-F1	0408168-18		SOIL	11-Aug-04	13:50
SU3-F2	0408168-19		SOIL	11-Aug-04	11:40
SU3-E0	0408168-20		SOIL	11-Aug-04	12:55

New World Technology **Chain Of Custody** (Continuation Sheet) 0408168 Page 4 of 3

Project Name: Ravenna

Project Number: 6A00563

Lab ID#

COC# 0704

Sampler: Kountz

Notes:

Analysis Required

	Sample Identification	Date Collected	Time Collected	Grab	Composite	Soil	Water	Other	# of Containers	6 Amm Spec Acid									Notes	Check if RUSH
1)	SU4-E4	8-12-04	0900	X		X			1	X										
2)	SU4-F1		0945	X		X			1	X										
3)	SU4-E3		0915	X		X			1	X										
4)	SU4-D3	8-11-04	1540	X		X			1	X										
5)	SU4-A3		1530	X		X			1	X										
6)	SU4-B4		1520	X		X			1	X										
7)	SU4-D4		1545	X		X			1	X										
8)	SU4-C3		1535	X		X			1	X										
9)	SU4-A4		1515	X		X			1	X										
10)	SU4-C4		1600	X		X			1	X										
11) 1	SU4-B3		1525	X		X			1	X										
12) 2	SU4-F2	8-12-04	0925	X		X			1	X										
13) 3	SU4-G1		0940	X		X			1	X										
14) 4	SU4-B0		1145	X		X			1	X										
15) 5	SU4-B1		1025	X		X			1	X										
16) 6	SU4-A0		1140	X		X			1	X										
17) 7	SU4-F3		0910	X		X			1	X										
18 8	SU4-E0		1105	X		X			1	X										

White Copy - (Original) Retain with Samples Yellow Copy - Customer Pink Copy - Retain for Project Files

New World Technology

Chain Of Custody (Continuation Sheet)

0408168

Project Name: Ravenna

Project Number: GA00563

Lab ID#

COC# 0104

Sampler: Kounter

Notes:

Analysis Required

	Sample Identification	Date Collected	Time Collected	Grab	Composite	Soil	Water	Other	# of Containers	Gamma Spec RCRA									Notes	Check if RUSH
1)	(9) SU4-CO	8-12-04	1050	X		X			1	X										
2)	(10) SU4-F4		0905	X		X			1	X										
3)	(11) SU4-DO		1100	X		X			1	X										
4)	(12) SU4-GO		1115	X		X			1	X										
5)																				
6)																				
7)																				
8)																				
9)																				
10)																				
11)																				
12)																				
13)																				
14)																				
15)																				
16)																				
17)																				
18																				

White Copy - (Original) Retain with Samples Yellow Copy - Customer Pink Copy - Retain for Project Files

Paragon Analytics, Inc.

225 Commerce Drive Fort Collins, CO 80524
800-443-1511 or (970) 490-1511 (970) 490-1522 Fax

Accession Number (LAB ID) 0408168

Chain-of-Custody

Date 8-11-04 Page 1 of 4

Project Name / No.: Raven/GA0056 Sampler(s): Kounts (circle one) Turnaround: Standard or Rush (Due 9-13-04) Dispose or Return to Client

Report To: Dan Spinard
Phone: (412) 824-1333
Fax: (412) 824-8256
Company: NWT
Address: 322 Albert St. Turtle Creek, PA 15145

circle method or specify under comments

Sample ID	Date	Time *	Lab ID	Matrix	No. of Containers	VOCs SW8260B E624 E524.2 OLMO__	BTEX (only) SW8021B	SVOCs SW8270C E625 E525 OLMO__	OC Pesticides SW8081A E608 E508 OLMO__	PCBs SW8082 E608 E508 OLMO__	OP Pesticides SW8141A E614	Herbicides SW8151A E615	TCLP Organics SW1311 8260B 8270C 8081A 8151A	TCLP Metals SW 1311 6010B 7471	Total Metals SW6010B 7470 7471 E200 ILMO__	Dissolved Metals SW6010B 7470 E200 ILMO__	Reactive CN / S SW846 Chapter 7	Hexavalent Chromium SW7196A Alkaline Digest? Y / N	Inorganic Anions ** SW9056 E300.0	pH SW9040B 9045C	Oil & Grease SW9071A E413.2	TPH GRO DRO SW8015B (both)	TOX SW9020B	Gross Alpha / Beta SW9310 E900.0	Actinides by PAI SOP (circle): Pu / U / Am / Th / Cm	Total Uranium by KPA D5174-91	Tritium E906.0	Total Alpha-Emitting Radium SW9315 E903.0	Radium 228 SW9315 E903.0 Radium 228 SW9320 E904.0	Strontium 89 D5811-95 Strontium 90 D5811-95	Gamma Isotopes ** E901.1 Ac-228		
SU3-C1	8-11-04	1105	13	S	1																										X		
SU3-D2		1110	14	S	1																										X		
SU3-D3		1115	15	S	1																										X		
SU3-C3		1120	16	S	1																										X		
SU3-E1		1135	17	S	1																										X		
SU3-F1		1350	18	S	1																										X		
SU3-F2		1140	19	S	1																										X		
SU3-E0		1355	20	S	1																										X		
SU3-F3		1250		S	1																										X		
SU3-F0		1340		S	1																										X		

Comments: S-Soil

Relinquished By: (1)	Relinquished By: (2)
Signature [signature]	Signature
Printed Name Dan Spinard	Printed Name
Date 8-16-04 Time 0800	Date Time
Company NWT	Company

Received By: (1)	Received By: (2)
Signature [signature]	Signature
Printed Name P Orchard	Printed Name
Date 8-16-04 Time 1000	Date Time
Company PAI	Company

Form 202r4.xls (1/3/01)

* Time Zone (circle one): EST CST MST PST

** Indicate specific analytes under comments.

Distribution: white / yellow (Paragon); pink retained by originator.

Paragon Analytics

CONDITION OF SAMPLE UPON RECEIPT FORM

Client: NWT Workorder No: 0408168

Project Manager: LS Initials: [illegible] Date: 8-18-04

1. Does this project require any **special handling** in addition to standard Paragon procedures?		YES	NO
2. Is **pre-screening** required per SOP 008?		YES	NO
3. Are custody **seals** on **shipping containers** intact?	N/A	YES	NO
4. Are custody **seals** on **sample containers** intact?	N/A	YES	NO
5. Is there a **COC (Chain-of-Custody) present** or other representative documents?		YES	NO
6. Is the **COC** (if applicable) **complete and legible**?	N/A	YES	NO
7. Are **bottle IDs legible** and in **agreement** with **COC sample IDs**?	N/A	YES	NO
8. Is the COC in agreement with samples received? (**# of samples, # of containers, matrix**)	N/A	YES	NO
9. Were **airbills** present and/or removable?	N/A	YES	NO
10. Are all **aqueous samples** requiring preservation **preserved correctly**? (excluding volatile organics)	N/A	YES	NO
11. Are all aqueous **non-preserved samples** at the **correct pH**?	N/A	YES	NO
12. Is there **sufficient sample** for the requested analyses?		YES	NO
13. Were all samples placed in the **proper containers** for the requested analyses?		YES	NO
14. Are all samples within **holding times** for the requested analyses?		YES	NO
15. Were all sample containers received **intact**? (not broken or leaking, etc.)		YES	NO
16. Are all samples requiring no headspace (volatiles, reactive cyanide/sulfide, radon), headspace free? **Size of bubble**: ____ < green pea ____ > green pea	N/A	YES	NO
17. Were samples checked for and free from the presence of **residual chlorine?** (Applicable when PM has indicated samples are from a chlorinated water source; note if field preservation with sodium thiosulfate was not observed.)	N/A	YES	NO
18. Were the sample(s) **shipped on ice**?	N/A	YES	NO
19. Were cooler temperatures measured at 0.1-6.0°C? **IR gun used*: #1 #2**	N/A	YES	NO

*IR Gun #1: Raytek. SN SC-PM3/T29403	Cooler #'s	1	2					
*IR Gun #2: Oakton. SN 2SCIR1201	Temperature	NA	NA					
	No. of custody seals	1	1					
DOT Survey/ Acceptance Information	External µR/hr reading	16	16					
	Background µR/hr reading	13						

Were external µR/hr readings ≤ two times background and within DOT acceptance criteria? **YES / NO** (If no, see Form 008.)

Additional Information: PROVIDE DETAILS BELOW FOR A NO RESPONSE TO ANY QUESTION ABOVE EXCEPT #1 AND #2.

If applicable, was the client contacted? **YES / NO / NA** Contact Name: _____ Date/Time: _____

Project Manager Signature/ Date: [illegible] 8/20/04

Form 201r18.xls (6/26/04)

FedEx Express *USA Airbill*

FedEx Tracking Number 836681275132

0200

1 From [redacted]

Date 8-16-04

Sender's Name Dan Sprouzel Phone 412 844 1332

Company NWT

Address 311 Albert St Dept./Floor/Suite/Room

City Turtle Creek State PA ZIP 15145

2 Your Internal Billing Reference 6100563

3 To

Recipient's Name Lance Steere Phone 970 4[illegible]

Company Paragon Analytical

Address 115 Commerce Dr

To "HOLD" at FedEx location, print FedEx address. We cannot deliver to P.O. boxes or P.O. ZIP codes.

Address Dept./Floor/Suite/Room

City Ft. Collins State CO ZIP 80524

8366 8127 5132

4a Express Package Service

- [ ] FedEx Priority Overnight — Next business morning
- [x] FedEx 2Day — Second business day
- FedEx Envelope rate not available. Minim

4b Express Freight Service

- [ ] FedEx 1Day Freight* — Next business day

* Call for Confirmation:

5 Packaging

- [ ] FedEx Envelope*

6 Special Handling

- [ ] SATURDAY Delivery — Available only for FedEx Priority Overnight and FedEx 2Day to select ZIP codes

Does this shipment contain dang

One box must be check

- [x] No
- [ ] Yes — As per attached Shipper's Declaration

Dangerous Goods (including Dry Ice) cannot be s

7 Payment *Bill to:*

- [x] Sender — Acct. No. in Section 1 will be billed
- [ ] Recipien

Total Packages 3

Tr

†Our liability is limited to $1

8 Release Signature Sig

emp: 338466 16AUG04

FedEx.

** 2DAY **

WED

Master 8366 8127 5132 FORM 0200

Deliver By:
18AUG04
AA

0003/0003 MPS#:8233 6392 7511 FORM 0260

DEN

80524 16 CO-US

TC FTCA

Paragon Analytics

Radiochemistry Case Narrative
Gamma Spectroscopy

New World Technologies

Ravenna / GA00563

Paragon Work Order 0408168

1. This report consists of analysis results for twenty soil samples received by Paragon Analytics on 8/18/04. The analysis results for these samples are reported on a 'dry weight' basis in units of pCi/gram.
2. These samples were prepared according to Paragon Analytics procedure PA SOP739R8.
3. The samples were analyzed for the presence of gamma emitting radionuclides according to Paragon Analytics procedure PA SOP713R8. The analyses were completed on 9/16/04.
4. Sample volumes were insufficient to allow preparation of duplicates. Duplicate analyses of samples SU4-B3 and SU4-F4 (PA ID 0408168-1 and -10) were performed in lieu of prepared duplicates.
5. Duplicate analysis results above the DER warning limit of 1.42 have been flagged as "W" for Warn. For gamma spectroscopic analysis, SOP 715R13 states that 75% of the nuclides must be within the 2-sigma control limit to meet DER requirements. Elevated DER values may be attributable to sample inhomogeneity.
6. Activity concentrations above the calculated MDC are reported in some instances where minimum nuclide identification criteria are not met. Such tentative identifications result when the software attempts to calculate net activity concentrations for analytes where either one or both of the following criteria are not satisfied: the 'diagnostic' peak for a nuclide must be identified above the critical level, or the minimum library peak abundance must be attained. Nuclides not meeting these requirements have been flagged with a "TI" qualifier.
7. Paragon Analytics has found there to be a significant low bias to Pb-214 and Bi-214 results when using a mixed nuclide gamma source for efficiency calibrations. The magnitude of this bias has been determined to be approximately 32% for Bi-214, and 23% for Pb-214. Therefore, any reported results for Pb-214 and Bi-214 are flagged with a "J" qualifier, indicating the activity values to be an estimated value. Results are reported without further qualification.
8. There are cases where the sample density is less than the associated calibration standard density. Cases that exceed the limit of +/- 15% of the density of the calibration standard are flagged with a 'G', denoting a significant density difference between the sample and calibration standard. Consequently, the results may be biased high for the flagged results in this work order. If requested, Paragon Analytics will perform a transmission spike in order to estimate a magnitude of this bias. The results are reported without further qualification.

9. There are cases where the magnitude of negative activity is greater than the 2-sigma TPU. Under typical conditions, where background data is normally distributed and analyzed by paired observations, this event is likely to occur at least 2.5% of the time. Review of the data does not indicate a problem with the instrument or reporting systems and results are reported without further qualification.

10. No problems were encountered with either the client samples or the associated quality control samples. All quality control criteria were met.

The data contained in the following report have been reviewed and approved by the personnel listed below. In addition, Paragon Analytics certifies that the analyses reported herein are true, complete and correct within the limits of the methods employed.

Radiochemistry Instrument Technician	9.21.04 Date
Leah Balho Radiochemistry Final Data Review	9/22/04 Date

1

PARAGON ANALYTICS
Radiochemistry Data Package

Section 1

SAMPLE RESULTS SUMMARY

A summary report is not provided.

Please refer to the individual sample results data in Section 3.

PARAGON ANALYTICS

Radiochemistry Data Package

2

Section 2

QC RESULTS SUMMARY

Gamma Spectroscopy Results

PAI 713 Rev 8

Method Blank Results

Lab Name: Paragon Analytics
Work Order Number: 0408168
Client Name: New World Technologies
ClientProject ID: Ravenna GA00563

Lab ID: GS040908-3MB

Sample Matrix: SOIL
Prep SOP: PAI 739 Rev 8
Date Collected: 08-Sep-04
Date Prepared: 08-Sep-04
Date Analyzed: 16-Sep-04

Prep Batch: GS040908-3
QCBatchID: GS040908-3-1
Run ID: gs040908-3a
Count Time: 30 minutes

Final Aliquot: 500 g
Result Units: pCi/g
File Name: 041584D08A

Library: FANP

CASNO	Target Nuclide	Result +/- 2 s TPU	MDC	Lab Qualifier
14331-83-0	Ac-228	0.10 +/- 0.16	0.27	U
14391-76-5	Ag-110m	0 +/- 0.027	0.055	U
14682-66-7	Al-26	0.005 +/- 0.029	0.063	U
14596-10-2	Am-241	0.004 +/- 0.044	0.082	U
13966-02-4	Be-7	0 +/- 0.26	0.49	U
14913-49-6	Bi-212	-0.01 +/- 0.51	0.99	U
14733-03-0	Bi-214	0.07 +/- 0.10	0.17	U,J
13982-30-4	Ce-139	0.004 +/- 0.017	0.031	U
14762-78-8	Ce-144	0.13 +/- 0.13	0.21	U
14093-03-9	Co-56	-0.005 +/- 0.063	0.128	U
13981-50-5	Co-57	-0.008 +/- 0.014	0.029	U
13981-38-9	Co-58	-0.012 +/- 0.028	0.062	U
10198-40-0	Co-60	0.028 +/- 0.039	0.065	U
14392-02-0	Cr-51	-0.15 +/- 0.23	0.47	U
13967-70-9	Cs-134	-0.005 +/- 0.044	0.082	U

Comments:

Qualifiers/Flags:

U - Result is less than the sample specific MDC or less than the associated TPU
Y1 - Chemical Yield is in control at 100-110%. Quantitative Yield is assumed.
Y2 - Chemical Yield outside default limits.
LT - Result is less than Requested MDC, greater than sample specific MDC.
SQ - Spectral quality prevents accurate quantitation.
SI - Nuclide identification and/or quantitation is tentative.
TI - Nuclide identification is tentative.
R - Nuclide has exceeded 8 halflives.
M - Requested MDC not met.
B - Analyte concentration greater than MDC.
B3 - Analyte concentration greater than MDC but less than Requested MDC.

Abbreviations:

TPU - Total Propagated Uncertainty (see PAI SOP 743)
MDC - Minimum Detectable Concentration (see PAI SOP 709)
BDL - Below Detection Limit

Data Package ID: *GSS0408168-1*

Gamma Spectroscopy Results

PAI 713 Rev 8

Method Blank Results

Lab Name: Paragon Analytics
Work Order Number: 0408168
Client Name: New World Technologies
ClientProject ID: Ravenna GA00563

Lab ID: GS040908-3MB

Sample Matrix: SOIL
Prep SOP: PAI 739 Rev 8
Date Collected: 08-Sep-04
Date Prepared: 08-Sep-04
Date Analyzed: 16-Sep-04

Prep Batch: GS040908-3
QCBatchID: GS040908-3-1
Run ID: gs040908-3a
Count Time: 30 minutes

Final Aliquot: 500 g
Result Units: pCi/g
File Name: 041584D08A

Library: FANP

CASNO	Target Nuclide	Result +/- 2 s TPU	MDC	Lab Qualifier
10045-97-3	Cs-137	0.021 +/- 0.027	0.044	U
14683-23-9	Eu-152	0.02 +/- 0.14	0.29	U
15585-10-1	Eu-154	-0.06 +/- 0.16	0.37	U
14391-16-3	Eu-155	-0.030 +/- 0.059	0.118	U
14596-12-4	Fe-59	0.009 +/- 0.063	0.124	U
10043-66-0	I-131	0.005 +/- 0.027	0.050	U
13966-00-2	K-40	-0.06 +/- 0.42	0.87	U
13966-31-9	Mn-54	0.008 +/- 0.036	0.066	U
13966-32-0	Na-22	-0.020 +/- 0.039	0.088	U
14681-63-1	Nb-94	0.018 +/- 0.040	0.069	U
13967-76-5	Nb-95	-0.026 +/- 0.029	0.067	U
15100-28-4	Pa-234m	-2.6 +/- 6.0	13.0	U
15092-94-1	Pb-212	0.007 +/- 0.053	0.095	U
15067-28-4	Pb-214	0.005 +/- 0.067	0.123	U,J
13967-48-1	Ru-106	0.20 +/- 0.29	0.49	U

Comments:

Qualifiers/Flags:

U - Result is less than the sample specific MDC or less than the associated TPU
Y1 - Chemical Yield is in control at 100-110%. Quantitative Yield is assumed.
Y2 - Chemical Yield outside default limits.
LT - Result is less than Requested MDC, greater than sample specific MDC.
SQ - Spectral quality prevents accurate quantitation.
SI - Nuclide identification and/or quantitation is tentative.
TI - Nuclide identification is tentative.
R - Nuclide has exceeded 8 halflives.
M - Requested MDC not met.
B - Analyte concentration greater than MDC.
B3 - Analyte concentration greater than MDC but less than Requested MDC.

Abbreviations:

TPU - Total Propagated Uncertainty (see PAI SOP 743)
MDC - Minimum Detectable Concentration (see PAI SOP 709)
BDL - Below Detection Limit

Data Package ID: *GSS0408168-1*

Gamma Spectroscopy Results

PAI 713 Rev 8

Method Blank Results

Lab Name: Paragon Analytics
Work Order Number: 0408168
Client Name: New World Technologies
ClientProject ID: Ravenna GA00563

Lab ID: GS040908-3MB

Sample Matrix: SOIL
Prep SOP: PAI 739 Rev 8
Date Collected: 08-Sep-04
Date Prepared: 08-Sep-04
Date Analyzed: 16-Sep-04

Prep Batch: GS040908-3
QCBatchID: GS040908-3-1
Run ID: gs040908-3a
Count Time: 30 minutes

Final Aliquot: 500 g
Result Units: pCi/g
File Name: 041584D08A

Library: FANP

CASNO	Target Nuclide	Result +/- 2 s TPU	MDC	Lab Qualifier
14683-10-4	Sb-124	0.002 +/- 0.042	0.078	U
14234-35-6	Sb-125	0.023 +/- 0.081	0.147	U
13967-63-0	Sc-46	-0.024 +/- 0.030	0.071	U
15623-47-9	Th-227	-0.11 +/- 0.15	0.31	U
15065-10-8	Th-234	-0.12 +/- 0.28	0.54	U
14913-50-9	Tl-208	0.013 +/- 0.039	0.070	U
15117-96-1	U-235	-0.04 +/- 0.12	0.24	U
13982-39-3	Zn-65	0 +/- 0.079	0.158	U

Comments:

Qualifiers/Flags:

U - Result is less than the sample specific MDC or less than the associated TPU
Y1 - Chemical Yield is in control at 100-110%. Quantitative Yield is assumed.
Y2 - Chemical Yield outside default limits.
LT - Result is less than Requested MDC, greater than sample specific MDC.
SQ - Spectral quality prevents accurate quantitation.
SI - Nuclide identification and/or quantitation is tentative.
TI - Nuclide identification is tentative.
R - Nuclide has exceeded 8 halflives.
M - Requested MDC not met.
B - Analyte concentration greater than MDC.
B3 - Analyte concentration greater than MDC but less than Requested MDC.

Abbreviations:

TPU - Total Propagated Uncertainty (see PAI SOP 743)
MDC - Minimum Detectable Concentration (see PAI SOP 709)
BDL - Below Detection Limit

Data Package ID: *GSS0408168-1*

Gamma Spectroscopy Results

PAI 713 Rev 8

Laboratory Control Sample(s)

Lab Name: Paragon Analytics
Work Order Number: 0408168
Client Name: New World Technologies
ClientProject ID: Ravenna GA00563

Lab ID: GS040908-3LCS

Library: ANALYTICAL

Sample Matrix: SOIL
Prep SOP: PAI 739 Rev 8
Date Collected: 08-Sep-04
Date Prepared: 08-Sep-04
Date Analyzed: 16-Sep-04

Prep Batch: GS040908-3
QCBatchID: GS040908-3-1
Run ID: gs040908-3a
Count Time: 30 minutes

Final Aliquot: 500 g
Result Units: pCi/g
File Name: 040352D09A

CASNO	Target Nuclide	Results +/- 2s TPU	MDC	Spike Added	% Rec	Control Limits	Lab Qualifier
14596-10-2	Am-241	192 +/- 24	12	212	90.9	85 - 115	P
10198-40-0	Co-60	106 +/- 12	1	116	91.2	85 - 115	P
10045-97-3	Cs-137	83.6 +/- 9.8	0.6	85.2	98.2	85 - 115	P

Comments:

Qualifiers/Flags:

U - Result is less than the sample specific MDC or less than the associated TPU
LT - Result is less than Requested MDC, greater than sample specific MDC.
Y1 - Chemical Yield is in control at 100-110%. Quantitative Yield is assumed.
Y2 - Chemical Yield outside default limits.
L - LCS Recovery below lower control limit.
H - LCS Recovery above upper control limit.
P - LCS Recovery within control limits.
M - The requested MDC was not met.
M3 - The requested MDC was not met, but thereported activity is greater than the reported MDC.

Abbreviations:

TPU - Total Propagated Uncertainty (see PAI SOP 743)
MDC - Minimum Detectable Concentration (see PAI SOP 709)

SQ - Spectral quality prevents accurate quantitation.
SI - Nuclide identification and/or quantitation is tentative.
TI - Nuclide identification is tentative.
R - Nuclide has exceeded 8 halflives.

Data Package ID: *GSS0408168-1*

Gamma Spectroscopy Results

PAI 713 Rev 8

Duplicate Sample Results (DER)

Lab Name: Paragon Analytics
Work Order Number: 0408168
Client Name: New World Technologies
ClientProject ID: Ravenna GA00563

Field ID: SU4-B3
Lab ID: 0408168-1DUP

Library: FANP

Sample Matrix: SOIL
Prep SOP: PAI 739 Rev 8
Date Collected: 11-Aug-04
Date Prepared: 08-Sep-04
Date Analyzed: 15-Sep-04

Prep Batch: GS040908-3
QCBatchID: GS040908-3-1
Run ID: gs040908-3a
Count Time: 30 minutes
Report Basis: Dry Weight

Final Aliquot: 352 g
Prep Basis: Dry Weight
Moisture(%): NA
Result Units: pCi/g
File Name: 042230D01A

CASNO	Analyte	Sample Result +/- 2 s TPU	Duplicate Result +/- 2 s TPU	DER	Control Limit	Lab Qualifiers
14331-83-0	Ac-228	2.75 +/- 0.41	2.29 +/- 0.48	0.72	2.13	G
14391-76-5	Ag-110m	0.017 +/- 0.049	0.054 +/- 0.098	0.34	2.13	U,G
14682-66-7	Al-26	-0.015 +/- 0.046	0.012 +/- 0.080	0.30	2.13	U,G
14596-10-2	Am-241	0.06 +/- 0.40	-0.23 +/- 0.81	0.32	2.13	U,G
13966-02-4	Be-7	-0.34 +/- 0.61	-0.42 +/- 0.99	0.07	2.13	U,G
14913-49-6	Bi-212	3.3 +/- 1.0	3.2 +/- 1.4	0.07	2.13	G
14733-03-0	Bi-214	1.24 +/- 0.22	1.24 +/- 0.31	0.00	2.13	G,J
13982-30-4	Ce-139	-0.011 +/- 0.060	-0.104 +/- 0.090	0.86	2.13	U,G
14762-78-8	Ce-144	0.04 +/- 0.38	0.17 +/- 0.52	0.20	2.13	U,G
14093-03-9	Co-56	0.09 +/- 0.11	0.16 +/- 0.25	0.28	2.13	U,G
13981-50-5	Co-57	0.022 +/- 0.050	0.090 +/- 0.067	0.81	2.13	U,G
13981-38-9	Co-58	0.021 +/- 0.056	0.01 +/- 0.12	0.09	2.13	U,G
10198-40-0	Co-60	-0.002 +/- 0.043	-0.053 +/- 0.081	0.58	2.13	U,G
14392-02-0	Cr-51	0.35 +/- 0.90	-0.1 +/- 1.5	0.24	2.13	U,G
13967-70-9	Cs-134	0.123 +/- 0.064	0.34 +/- 0.75	0.28	2.13	U,G
10045-97-3	Cs-137	-0.029 +/- 0.052	-0.11 +/- 0.11	0.70	2.13	U,G
14683-23-9	Eu-152	0.04 +/- 0.23	0.38 +/- 0.47	0.66	2.13	U,G

Comments:

Duplicate Qualifiers/Flags:

U - Result is less than the sample specific MDC.
Y1 - Chemical Yield is in control at 100-110%. Quantitative yield is assumed.
Y2 - Chemical Yield outside default limits.
W - DER is greater than Warning Limit of 1.42
D - DER is greater than Control Limit of 2.13
LT - Result is less than Request MDC, greater than sample specific MDC
M - Requested MDC not met.
M3 - The requested MDC was not met, but the reported activity is greater than the reported MDC.
L - LCS Recovery below lower control limit.
H - LCS Recovery above upper control limit.
P - LCS, Matrix Spike Recovery within control limits.
N - Matrix Spike Recovery outside control limits

SQ - Spectral quality prevents accurate quantitation.
SI - Nuclide identification and/or quantitation is tentative.
TI - Nuclide identification is tentative.
R - Nuclide has exceeded 8 halflives.
G - Sample density differs by more than 15% of LCS density.

Abbreviations:

TPU - Total Propagated Uncertainty (see PAI SOP 743)
DER - Duplicate Error Ratio
BDL - Below Detection Limit
NR - Not Reported

Data Package ID: *GSS0408168-1*

Gamma Spectroscopy Results

PAI 713 Rev 8

Duplicate Sample Results (DER)

Lab Name: Paragon Analytics
Work Order Number: 0408168
Client Name: New World Technologies
ClientProject ID: Ravenna GA00563

Field ID: SU4-B3
Lab ID: 0408168-1DUP

Library: FANP

Sample Matrix: SOIL
Prep SOP: PAI 739 Rev 8
Date Collected: 11-Aug-04
Date Prepared: 08-Sep-04
Date Analyzed: 15-Sep-04

Prep Batch: GS040908-3
QCBatchID: GS040908-3-1
Run ID: gs040908-3a
Count Time: 30 minutes
Report Basis: Dry Weight

Final Aliquot: 352 g
Prep Basis: Dry Weight
Moisture(%): NA
Result Units: pCi/g
File Name: 042230D01A

15585-10-1	Eu-154	-0.03 +/- 0.22	-0.04 +/- 0.52	0.01	2.13	U,G
14391-16-3	Eu-155	0.23 +/- 0.20	0.28 +/- 0.27	0.14	2.13	U,G
14596-12-4	Fe-59	-0.15 +/- 0.15	-0.16 +/- 0.28	0.04	2.13	U,G
10043-66-0	I-131	0 +/- 1.0	-0.9 +/- 1.7	0.48	2.13	U,G
13966-00-2	K-40	8.1 +/- 1.5	5.7 +/- 1.9	1.00	2.13	G
13966-31-9	Mn-54	-0.034 +/- 0.054	0.028 +/- 0.095	0.57	2.13	U,G
13966-32-0	Na-22	-0.061 +/- 0.048	0.066 +/- 0.090	1.25	2.13	U,G
14681-63-1	Nb-94	0.012 +/- 0.049	-0.048 +/- 0.095	0.56	2.13	U,G
13967-76-5	Nb-95	-0.11 +/- 0.11	-0.01 +/- 0.15	0.54	2.13	U,G
15100-28-4	Pa-234m	1.5 +/- 7.1	10 +/- 16	0.49	2.13	U,G
15092-94-1	Pb-212	2.96 +/- 0.40	3.38 +/- 0.50	0.66	2.13	G
15067-28-4	Pb-214	1.46 +/- 0.23	1.72 +/- 0.32	0.68	2.13	G,J
13967-48-1	Ru-106	-0.11 +/- 0.51	0 +/- 0.72	0.13	2.13	U,G
14683-10-4	Sb-124	0.062 +/- 0.078	0.14 +/- 0.12	0.56	2.13	U,G
14234-35-6	Sb-125	0.12 +/- 0.13	0.14 +/- 0.19	0.09	2.13	U,G
13967-63-0	Sc-46	0.014 +/- 0.058	-0.05 +/- 0.12	0.45	2.13	U,G
15623-47-9	Th-227	0.9 +/- 8.4	-2 +/- 14	0.20	2.13	U,G
15065-10-8	Th-234	1.2 +/- 1.1	1.5 +/- 1.7	0.17	2.13	U,G
14913-50-9	Tl-208	0.81 +/- 0.13	1.08 +/- 0.22	1.09	2.13	G

Comments:

Duplicate Qualifiers/Flags:

U - Result is less than the sample specific MDC.
Y1 - Chemical Yield is in control at 100-110%. Quantitative yield is assumed.
Y2 - Chemical Yield outside default limits.
W - DER is greater than Warning Limit of 1.42
D - DER is greater than Control Limit of 2.13
LT - Result is less than Request MDC, greater than sample specific MDC
M - Requested MDC not met.
M3 - The requested MDC was not met, but the reported activity is greater than the reported MDC.
L - LCS Recovery below lower control limit.
H - LCS Recovery above upper control limit.
P - LCS, Matrix Spike Recovery within control limits.
N - Matrix Spike Recovery outside control limits
SQ - Spectral quality prevents accurate quantitation.
SI - Nuclide identification and/or quantitation is tentative.
TI - Nuclide identification is tentative.
R - Nuclide has exceeded 8 halflives.
G - Sample density differs by more than 15% of LCS density.

Abbreviations:

TPU - Total Propagated Uncertainty (see PAI SOP 743)
DER - Duplicate Error Ratio
BDL - Below Detection Limit
NR - Not Reported

Data Package ID: *GSS0408168-1*

Gamma Spectroscopy Results

PAI 713 Rev 8

Duplicate Sample Results (DER)

Lab Name: Paragon Analytics
Work Order Number: 0408168
Client Name: New World Technologies
ClientProject ID: Ravenna GA00563

Field ID: SU4-B3
Lab ID: 0408168-1DUP

Library: FANP

Sample Matrix: SOIL
Prep SOP: PAI 739 Rev 8
Date Collected: 11-Aug-04
Date Prepared: 08-Sep-04
Date Analyzed: 15-Sep-04

Prep Batch: GS040908-3
QCBatchID: GS040908-3-1
Run ID: gs040908-3a
Count Time: 30 minutes
Report Basis: Dry Weight

Final Aliquot: 352 g
Prep Basis: Dry Weight
Moisture(%): NA
Result Units: pCi/g
File Name: 042230D01A

15117-96-1	U-235	0.05 +/- 0.36	0.27 +/- 0.55	0.33	2.13	U,G
13982-39-3	Zn-65	0.18 +/- 0.23	-0.29 +/- 0.43	0.96	2.13	U,G

Comments:

Duplicate Qualifiers/Flags:

U - Result is less than the sample specific MDC.
Y1 - Chemical Yield is in control at 100-110%. Quantitative yield is assumed.
Y2 - Chemical Yield outside default limits.
W - DER is greater than Warning Limit of 1.42
D - DER is greater than Control Limit of 2.13
LT - Result is less than Request MDC, greater than sample specific MDC
M - Requested MDC not met.
M3 - The requested MDC was not met, but the reported activity is greater than the reported MDC.
L - LCS Recovery below lower control limit.
H - LCS Recovery above upper control limit.
P - LCS, Matrix Spike Recovery within control limits.
N - Matrix Spike Recovery outside control limits
SQ - Spectral quality prevents accurate quantitation.
SI - Nuclide identification and/or quantitation is tentative.
TI - Nuclide identification is tentative.
R - Nuclide has exceeded 8 halflives.
G - Sample density differs by more than 15% of LCS density.

Abbreviations:

TPU - Total Propagated Uncertainty (see PAI SOP 743)
DER - Duplicate Error Ratio
BDL - Below Detection Limit
NR - Not Reported

Data Package ID: *GSS0408168-1*

Gamma Spectroscopy Results

PAI 713 Rev 8

Duplicate Sample Results (DER)

Lab Name: Paragon Analytics
Work Order Number: 0408168
Client Name: New World Technologies
ClientProject ID: Ravenna GA00563

Field ID: SU4-F4
Lab ID: 0408168-10DUP

Library: FANP

Sample Matrix: SOIL
Prep SOP: PAI 739 Rev 8
Date Collected: 12-Aug-04
Date Prepared: 08-Sep-04
Date Analyzed: 16-Sep-04

Prep Batch: GS040908-3
QCBatchID: GS040908-3-1
Run ID: gs040908-3a
Count Time: 30 minutes
Report Basis: Dry Weight

Final Aliquot: 306 g
Prep Basis: Dry Weight
Moisture(%): NA
Result Units: pCi/g
File Name: 041591D02A

CASNO	Analyte	Sample Result +/- 2s TPU	Duplicate Result +/- 2s TPU	DER	Control Limit	Lab Qualifiers
14331-83-0	Ac-228	5.30 +/- 0.71	5.25 +/- 0.81	0.05	2.13	G
14391-76-5	Ag-110m	-0.044 +/- 0.094	-0.064 +/- 0.095	0.15	2.13	U,G
14682-66-7	Al-26	-0.006 +/- 0.057	-0.035 +/- 0.086	0.28	2.13	U,G
14596-10-2	Am-241	-0.02 +/- 0.51	0.21 +/- 0.80	0.25	2.13	U,G
13966-02-4	Be-7	0.10 +/- 0.68	-0.46 +/- 0.99	0.47	2.13	U,G
14913-49-6	Bi-212	5.2 +/- 1.4	7.4 +/- 2.3	0.83	2.13	G
14733-03-0	Bi-214	1.23 +/- 0.23	1.27 +/- 0.31	0.10	2.13	G,J
13982-30-4	Ce-139	-0.037 +/- 0.069	-0.013 +/- 0.073	0.24	2.13	U,G
14762-78-8	Ce-144	0.14 +/- 0.46	-0.27 +/- 0.51	0.59	2.13	U,G
14093-03-9	Co-56	0.12 +/- 0.11	0.21 +/- 0.18	0.41	2.13	U,G
13981-50-5	Co-57	-0.018 +/- 0.061	-0.034 +/- 0.063	0.19	2.13	U,G
13981-38-9	Co-58	-0.064 +/- 0.079	0.02 +/- 0.10	0.62	2.13	U,G
10198-40-0	Co-60	-0.001 +/- 0.058	-0.093 +/- 0.085	0.89	2.13	U,G
14392-02-0	Cr-51	0 +/- 1.1	0.4 +/- 1.5	0.24	2.13	U,G
13967-70-9	Cs-134	0.220 +/- 0.081	0.012 +/- 0.069	1.95	2.13	U,W,G
10045-97-3	Cs-137	0.184 +/- 0.075	0.13 +/- 0.11	0.37	2.13	U,G
14683-23-9	Eu-152	0.06 +/- 0.29	-0.25 +/- 0.37	0.66	2.13	U,G

Comments:

Duplicate Qualifiers/Flags:

U - Result is less than the sample specific MDC.
Y1 - Chemical Yield is in control at 100-110%. Quantitative yield is assumed.
Y2 - Chemical Yield outside default limits.
W - DER is greater than Warning Limit of 1.42
D - DER is greater than Control Limit of 2.13
LT - Result is less than Request MDC, greater than sample specific MDC
M - Requested MDC not met.
M3 - The requested MDC was not met, but the reported activity is greater than the reported MDC.
L - LCS Recovery below lower control limit.
H - LCS Recovery above upper control limit.
P - LCS, Matrix Spike Recovery within control limits.
N - Matrix Spike Recovery outside control limits
SQ - Spectral quality prevents accurate quantitation.
SI - Nuclide identification and/or quantitation is tentative.
TI - Nuclide identification is tentative.
R - Nuclide has exceeded 8 halflives.
G - Sample density differs by more than 15% of LCS density.

Abbreviations:

TPU - Total Propagated Uncertainty (see PAI SOP 743)
DER - Duplicate Error Ratio
BDL - Below Detection Limit
NR - Not Reported

Data Package ID: *GSS0408168-1*

Gamma Spectroscopy Results

PAI 713 Rev 8

Duplicate Sample Results (DER)

Lab Name: Paragon Analytics
Work Order Number: 0408168
Client Name: New World Technologies
ClientProject ID: Ravenna GA00563

Field ID: SU4-F4
Lab ID: 0408168-10DUP

Library: FANP

Sample Matrix: SOIL
Prep SOP: PAI 739 Rev 8
Date Collected: 12-Aug-04
Date Prepared: 08-Sep-04
Date Analyzed: 16-Sep-04

Prep Batch: GS040908-3
QCBatchID: GS040908-3-1
Run ID: gs040908-3a
Count Time: 30 minutes
Report Basis: Dry Weight

Final Aliquot: 306 g
Prep Basis: Dry Weight
Moisture(%): NA
Result Units: pCi/g
File Name: 041591D02A

15585-10-1	Eu-154	-0.02 +/- 0.30	0.23 +/- 0.37	0.52	2.13	U,G
14391-16-3	Eu-155	0.22 +/- 0.23	0.14 +/- 0.28	0.22	2.13	U,G
14596-12-4	Fe-59	-0.19 +/- 0.18	-0.05 +/- 0.22	0.49	2.13	U,G
10043-66-0	I-131	0.5 +/- 1.1	0.3 +/- 1.6	0.10	2.13	U,G
13966-00-2	K-40	6.5 +/- 1.4	5.8 +/- 1.8	0.29	2.13	G
13966-31-9	Mn-54	-0.008 +/- 0.072	-0.035 +/- 0.094	0.23	2.13	U,G
13966-32-0	Na-22	-0.054 +/- 0.067	0 +/- 0.066	0.57	2.13	U,G
14681-63-1	Nb-94	-0.004 +/- 0.060	0.048 +/- 0.086	0.49	2.13	U,G
13967-76-5	Nb-95	0.037 +/- 0.094	0.01 +/- 0.13	0.19	2.13	U,G
15100-28-4	Pa-234m	5.2 +/- 9.3	-5 +/- 11	0.67	2.13	U,G
15092-94-1	Pb-212	5.16 +/- 0.66	5.78 +/- 0.78	0.61	2.13	G
15067-28-4	Pb-214	1.47 +/- 0.24	1.40 +/- 0.28	0.19	2.13	G,J
13967-48-1	Ru-106	0.60 +/- 0.63	-0.31 +/- 0.78	0.90	2.13	U,G
14683-10-4	Sb-124	0.018 +/- 0.088	0.05 +/- 0.12	0.21	2.13	U,G
14234-35-6	Sb-125	-0.16 +/- 0.17	0.08 +/- 0.23	0.86	2.13	U,G
13967-63-0	Sc-46	-0.038 +/- 0.068	0.02 +/- 0.10	0.51	2.13	U,G
15623-47-9	Th-227	0.98 +/- 0.67	6 +/- 15	0.31	2.13	U,G
15065-10-8	Th-234	3.6 +/- 1.7	4.7 +/- 2.3	0.37	2.13	G,TI
14913-50-9	Tl-208	1.56 +/- 0.22	1.55 +/- 0.26	0.01	2.13	G

Comments:

Duplicate Qualifiers/Flags:

U - Result is less than the sample specific MDC.
Y1 - Chemical Yield is in control at 100-110%. Quantitative yield is assumed.
Y2 - Chemical Yield outside default limits.
W - DER is greater than Warning Limit of 1.42
D - DER is greater than Control Limit of 2.13
LT - Result is less than Request MDC, greater than sample specific MDC
M - Requested MDC not met.
M3 - The requested MDC was not met, but the reported activity is greater than the reported MDC.
L - LCS Recovery below lower control limit.
H - LCS Recovery above upper control limit.
P - LCS, Matrix Spike Recovery within control limits.
N - Matrix Spike Recovery outside control limits
SQ - Spectral quality prevents accurate quantitation.
SI - Nuclide identification and/or quantitation is tentative.
TI - Nuclide identification is tentative.
R - Nuclide has exceeded 8 halflives.
G - Sample density differs by more than 15% of LCS density.

Abbreviations:

TPU - Total Propagated Uncertainty (see PAI SOP 743)
DER - Duplicate Error Ratio
BDL - Below Detection Limit
NR - Not Reported

Data Package ID: *GSS0408168-1*

Gamma Spectroscopy Results

PAI 713 Rev 8

Duplicate Sample Results (DER)

Lab Name: Paragon Analytics
Work Order Number: 0408168
Client Name: New World Technologies
ClientProject ID: Ravenna GA00563

Field ID: SU4-F4
Lab ID: 0408168-10DUP

Library: FANP

Sample Matrix: SOIL
Prep SOP: PAI 739 Rev 8
Date Collected: 12-Aug-04
Date Prepared: 08-Sep-04
Date Analyzed: 16-Sep-04

Prep Batch: GS040908-3
QCBatchID: GS040908-3-1
Run ID: gs040908-3a
Count Time: 30 minutes
Report Basis: Dry Weight

Final Aliquot: 306 g
Prep Basis: Dry Weight
Moisture(%): NA
Result Units: pCi/g
File Name: 041591D02A

15117-96-1	U-235	-0.19 +/- 0.45	-0.15 +/- 0.46	0.06	2.13	U,G
13982-39-3	Zn-65	0.18 +/- 0.24	0.12 +/- 0.37	0.14	2.13	U,G

Comments:

Duplicate Qualifiers/Flags:

U - Result is less than the sample specific MDC.
Y1 - Chemical Yield is in control at 100-110%. Quantitative yield is assumed.
Y2 - Chemical Yield outside default limits.
W - DER is greater than Warning Limit of 1.42
D - DER is greater than Control Limit of 2.13
LT - Result is less than Request MDC, greater than sample specific MDC
M - Requested MDC not met.
M3 - The requested MDC was not met, but the reported activity is greater than the reported MDC.
L - LCS Recovery below lower control limit.
H - LCS Recovery above upper control limit.
P - LCS, Matrix Spike Recovery within control limits.
N - Matrix Spike Recovery outside control limits

SQ - Spectral quality prevents accurate quantitation.
SI - Nuclide identification and/or quantitation is tentative.
TI - Nuclide identification is tentative.
R - Nuclide has exceeded 8 halflives.
G - Sample density differs by more than 15% of LCS density.

Abbreviations:

TPU - Total Propagated Uncertainty (see PAI SOP 743)
DER - Duplicate Error Ratio
BDL - Below Detection Limit
NR - Not Reported

Data Package ID: *GSS0408168-1*

PARAGON ANALYTICS
Radiochemistry Data Package

3

Section 3

INDIVIDUAL SAMPLE RESULTS

Gamma Spectroscopy Results

PAI 713 Rev 8

Sample Results

Lab Name: Paragon Analytics
Work Order Number: 0408168
Client Name: New World Technologies
ClientProject ID: Ravenna GA00563

Field ID: SU4-B3
Lab ID: 0408168-1

Library: FANP

Sample Matrix: SOIL
Prep SOP: PAI 739 Rev 8
Date Collected: 11-Aug-04
Date Prepared: 08-Sep-04
Date Analyzed: 15-Sep-04

Prep Batch: GS040908-3
QCBatchID: GS040908-3-1
Run ID: gs040908-3a
Count Time: 30 minutes
Report Basis: Dry Weight

Final Aliquot: 352 g
Prep Basis: Dry Weight
Moisture(%): NA
Result Units: pCi/g
File Name: 041534D03A

CASNO	Target Nuclide	Result +/- 2 s TPU	MDC	Lab Qualifier
14331-83-0	Ac-228	2.75 +/- 0.41	0.33	G
14391-76-5	Ag-110m	0.017 +/- 0.049	0.083	U,G
14682-66-7	Al-26	-0.015 +/- 0.046	0.089	U,G
14596-10-2	Am-241	0.06 +/- 0.40	0.68	U,G
13966-02-4	Be-7	-0.34 +/- 0.61	1.10	U,G
14913-49-6	Bi-212	3.3 +/- 1.0	1.2	G
14733-03-0	Bi-214	1.24 +/- 0.22	0.21	G,J
13982-30-4	Ce-139	-0.011 +/- 0.060	0.103	U,G
14762-78-8	Ce-144	0.04 +/- 0.38	0.64	U,G
14093-03-9	Co-56	0.09 +/- 0.11	0.17	U,G
13981-50-5	Co-57	0.022 +/- 0.050	0.084	U,G
13981-38-9	Co-58	0.021 +/- 0.056	0.096	U,G
10198-40-0	Co-60	-0.002 +/- 0.043	0.080	U,G
14392-02-0	Cr-51	0.35 +/- 0.90	1.52	U,G
13967-70-9	Cs-134	0.123 +/- 0.064	0.093	G,TI

Comments:

Qualifiers/Flags:

U - Result is less than the sample specific MDC or less than the associated TPU

Y1 - Chemical Yield is in control at 100-110%. Quantitative Yield is assumed.

Y2 - Chemical Yield outside default limits.

LT - Result is less than Requested MDC, greater than sample specific MDC.

M3 - The requested MDC was not met, but the reported activity is greater than the reported MDC.

M - The requested MDC was not met.

SQ - Spectral quality prevents accurate quantitation.

SI - Nuclide identification and/or quantitation is tentative.

TI - Nuclide identification is tentative.

R - Nuclide has exceeded 8 halflives.

G - Sample density differs by more than 15% of LCS density.

Abbreviations:

TPU - Total Propagated Uncertainty (see PAI SOP 743)

MDC - Minimum Detectable Concentration (see PAI SOP 709)

BDL - Below Detection Limit

Data Package ID: *GSS0408168-1*

Gamma Spectroscopy Results

PAI 713 Rev 8

Sample Results

Lab Name: Paragon Analytics
Work Order Number: 0408168
Client Name: New World Technologies
ClientProject ID: Ravenna GA00563

Field ID: SU4-B3
Lab ID: 0408168-1

Library: FANP

Sample Matrix: SOIL
Prep SOP: PAI 739 Rev 8
Date Collected: 11-Aug-04
Date Prepared: 08-Sep-04
Date Analyzed: 15-Sep-04

Prep Batch: GS040908-3
QCBatchID: GS040908-3-1
Run ID: gs040908-3a
Count Time: 30 minutes
Report Basis: Dry Weight

Final Aliquot: 352 g
Prep Basis: Dry Weight
Moisture(%): NA
Result Units: pCi/g
File Name: 041534D03A

CASNO	Target Nuclide	Result +/- 2 s TPU	MDC	Lab Qualifier
10045-97-3	Cs-137	-0.029 +/- 0.052	0.095	U,G
14683-23-9	Eu-152	0.04 +/- 0.23	0.40	U,G
15585-10-1	Eu-154	-0.03 +/- 0.22	0.41	U,G
14391-16-3	Eu-155	0.23 +/- 0.20	0.32	U,G
14596-12-4	Fe-59	-0.15 +/- 0.15	0.29	U,G
10043-66-0	I-131	0 +/- 1.0	1.7	U,G
13966-00-2	K-40	8.1 +/- 1.5	1.0	G
13966-31-9	Mn-54	-0.034 +/- 0.054	0.099	U,G
13966-32-0	Na-22	-0.061 +/- 0.048	0.098	U,G
14681-63-1	Nb-94	0.012 +/- 0.049	0.084	U,G
13967-76-5	Nb-95	-0.11 +/- 0.11	0.20	U,G
15100-28-4	Pa-234m	1.5 +/- 7.1	12.4	U,G
15092-94-1	Pb-212	2.96 +/- 0.40	0.19	G
15067-28-4	Pb-214	1.46 +/- 0.23	0.19	G,J
13967-48-1	Ru-106	-0.11 +/- 0.51	0.90	U,G

Comments:

Qualifiers/Flags:

U - Result is less than the sample specific MDC or less than the associated TPU

Y1 - Chemical Yield is in control at 100-110%. Quantitative Yield is assumed.

Y2 - Chemical Yield outside default limits.

LT - Result is less than Requested MDC, greater than sample specific MDC.

M3 - The requested MDC was not met, but the reported activity is greater than the reported MDC.

M - The requested MDC was not met.

SQ - Spectral quality prevents accurate quantitation.

SI - Nuclide identification and/or quantitation is tentative.

TI - Nuclide identification is tentative.

R - Nuclide has exceeded 8 halflives.

G - Sample density differs by more than 15% of LCS density.

Abbreviations:

TPU - Total Propagated Uncertainty (see PAI SOP 743)

MDC - Minimum Detectable Concentration (see PAI SOP 709)

BDL - Below Detection Limit

Data Package ID: *GSS0408168-1*

Gamma Spectroscopy Results

PAI 713 Rev 8

Sample Results

Lab Name: Paragon Analytics
Work Order Number: 0408168
Client Name: New World Technologies
ClientProject ID: Ravenna GA00563

Field ID: SU4-B3
Lab ID: 0408168-1

Library: FANP

Sample Matrix: SOIL
Prep SOP: PAI 739 Rev 8
Date Collected: 11-Aug-04
Date Prepared: 08-Sep-04
Date Analyzed: 15-Sep-04

Prep Batch: GS040908-3
QCBatchID: GS040908-3-1
Run ID: gs040908-3a
Count Time: 30 minutes
Report Basis: Dry Weight

Final Aliquot: 352 g
Prep Basis: Dry Weight
Moisture(%): NA
Result Units: pCi/g
File Name: 041534D03A

CASNO	Target Nuclide	Result +/- 2 s TPU	MDC	Lab Qualifier
14683-10-4	Sb-124	0.062 +/- 0.078	0.128	U,G
14234-35-6	Sb-125	0.12 +/- 0.13	0.23	U,G
13967-63-0	Sc-46	0.014 +/- 0.058	0.102	U,G
15623-47-9	Th-227	0.9 +/- 8.4	13.8	U,G
15065-10-8	Th-234	1.2 +/- 1.1	1.8	U,G
14913-50-9	Tl-208	0.81 +/- 0.13	0.09	G
15117-96-1	U-235	0.05 +/- 0.36	0.62	U,G
13982-39-3	Zn-65	0.18 +/- 0.23	0.37	U,G

Comments:

Qualifiers/Flags:

U - Result is less than the sample specific MDC or less than the associated TPU

Y1 - Chemical Yield is in control at 100-110%. Quantitative Yield is assumed.

Y2 - Chemical Yield outside default limits.

LT - Result is less than Requested MDC, greater than sample specific MDC.

M3 - The requested MDC was not met, but the reported activity is greater than the reported MDC.

M - The requested MDC was not met.

SQ - Spectral quality prevents accurate quantitation.

SI - Nuclide identification and/or quantitation is tentative.

TI - Nuclide identification is tentative.

R - Nuclide has exceeded 8 halflives.

G - Sample density differs by more than 15% of LCS density.

Abbreviations:

TPU - Total Propagated Uncertainty (see PAI SOP 743)

MDC - Minimum Detectable Concentration (see PAI SOP 709)

BDL - Below Detection Limit

Data Package ID: *GSS0408168-1*

Gamma Spectroscopy Results

PAI 713 Rev 8

Sample Duplicate Results

Lab Name: Paragon Analytics
Work Order Number: 0408168
Client Name: New World Technologies
ClientProject ID: Ravenna GA00563

Field ID: SU4-B3
Lab ID: 0408168-1DUP

Library: FANP

Sample Matrix: SOIL
Prep SOP: PAI 739 Rev 8
Date Collected: 11-Aug-04
Date Prepared: 08-Sep-04
Date Analyzed: 15-Sep-04

Prep Batch: GS040908-3
QCBatchID: GS040908-3-1
Run ID: gs040908-3a
Count Time: 30 minutes
Report Basis: Dry Weight

Final Aliquot: 352 g
Prep Basis: Dry Weight
Moisture(%): NA
Result Units: pCi/g
File Name: 042230D01A

CASNO	Target Nuclide	Result +/- 2 s TPU	MDC	Lab Qualifier
14331-83-0	Ac-228	2.29 +/- 0.48	0.54	G
14391-76-5	Ag-110m	0.054 +/- 0.098	0.166	U,G
14682-66-7	Al-26	0.012 +/- 0.080	0.159	U,G
14596-10-2	Am-241	-0.23 +/- 0.81	1.45	U,G
13966-02-4	Be-7	-0.42 +/- 0.99	1.87	U,G
14913-49-6	Bi-212	3.2 +/- 1.4	1.7	G
14733-03-0	Bi-214	1.24 +/- 0.31	0.31	G,J
13982-30-4	Ce-139	-0.104 +/- 0.090	0.164	U,G
14762-78-8	Ce-144	0.17 +/- 0.52	0.88	U,G
14093-03-9	Co-56	0.16 +/- 0.25	0.41	U,G
13981-50-5	Co-57	0.090 +/- 0.067	0.103	U,G
13981-38-9	Co-58	0.01 +/- 0.12	0.22	U,G
10198-40-0	Co-60	-0.053 +/- 0.081	0.179	U,G

Comments:

Qualifiers/Flags:

U - Result is less than the sample specific MDC or less than the associated TPU.
Y1 - Chemical Yield is in control at 100-110%. Quantitative yield is assumed.
Y2 - Chemical Yield outside default limits.
LT - Result is less than Requested MDC, greater than sample specific MDC.
M - The requested MDC was not met.
M3 - The requested MDC was not met, but thereported activity is greater than the reported MDC.
W - DER is greater than Warning Limit of 1.42
D - DER is greater than Control Limit of 2.13

SQ - Spectral quality prevents accurate quantitation.
SI - Nuclide identification and/or quantitation is tentative.
TI - Nuclide identification is tentative.
R - Nuclide has exceeded 8 halflives.
G - Sample density differs by more than 15% of LCS density.

Abbreviations:

TPU - Total Propagated Uncertainty (see PAI SOP 743)
MDC - Minimum Detectable Concentration (see PAI SOP 709)
BDL - Below Detection Limit

Data Package ID: *GSS0408168-1*

Gamma Spectroscopy Results

PAI 713 Rev 8

Sample Duplicate Results

Lab Name: Paragon Analytics
Work Order Number: 0408168
Client Name: New World Technologies
ClientProject ID: Ravenna GA00563

Field ID: SU4-B3
Lab ID: 0408168-1DUP

Library: FANP

Sample Matrix: SOIL
Prep SOP: PAI 739 Rev 8
Date Collected: 11-Aug-04
Date Prepared: 08-Sep-04
Date Analyzed: 15-Sep-04

Prep Batch: GS040908-3
QCBatchID: GS040908-3-1
Run ID: gs040908-3a
Count Time: 30 minutes
Report Basis: Dry Weight

Final Aliquot: 352 g
Prep Basis: Dry Weight
Moisture(%): NA
Result Units: pCi/g
File Name: 042230D01A

CASNO	Target Nuclide	Result +/- 2 s TPU	MDC	Lab Qualifier
14392-02-0	Cr-51	-0.1 +/- 1.5	2.7	U,G
13967-70-9	Cs-134	0.34 +/- 0.75	1.23	U,G
10045-97-3	Cs-137	-0.11 +/- 0.11	0.21	U,G
14683-23-9	Eu-152	0.38 +/- 0.47	0.75	U,G
15585-10-1	Eu-154	-0.04 +/- 0.52	0.97	U,G
14391-16-3	Eu-155	0.28 +/- 0.27	0.43	U,G
14596-12-4	Fe-59	-0.16 +/- 0.28	0.58	U,G
10043-66-0	I-131	-0.9 +/- 1.7	3.2	U,G
13966-00-2	K-40	5.7 +/- 1.9	2.0	G
13966-31-9	Mn-54	0.028 +/- 0.095	0.169	U,G
13966-32-0	Na-22	0.066 +/- 0.090	0.147	U,G
14681-63-1	Nb-94	-0.048 +/- 0.095	0.180	U,G
13967-76-5	Nb-95	-0.01 +/- 0.15	0.27	U,G

Comments:

Qualifiers/Flags:

U - Result is less than the sample specific MDC or less than the associated TPU.
Y1 - Chemical Yield is in control at 100-110%. Quantitative yield is assumed.
Y2 - Chemical Yield outside default limits.
LT - Result is less than Requested MDC, greater than sample specific MDC.
M - The requested MDC was not met.
M3 - The requested MDC was not met, but thereported activity is greater than the reported MDC.
W - DER is greater than Warning Limit of 1.42
D - DER is greater than Control Limit of 2.13

SQ - Spectral quality prevents accurate quantitation.
SI - Nuclide identification and/or quantitation is tentative.
TI - Nuclide identification is tentative.
R - Nuclide has exceeded 8 halflives.
G - Sample density differs by more than 15% of LCS density.

Abbreviations:

TPU - Total Propagated Uncertainty (see PAI SOP 743)
MDC - Minimum Detectable Concentration (see PAI SOP 709)
BDL - Below Detection Limit

Data Package ID: *GSS0408168-1*

Gamma Spectroscopy Results

PAI 713 Rev 8

Sample Duplicate Results

Lab Name: Paragon Analytics
Work Order Number: 0408168
Client Name: New World Technologies
ClientProject ID: Ravenna GA00563

FieldID: SU4-B3
Lab ID: 0408168-1DUP

Library: FANP

Sample Matrix: SOIL
Prep SOP: PAI 739 Rev 8
Date Collected: 11-Aug-04
Date Prepared: 08-Sep-04
Date Analyzed: 15-Sep-04

Prep Batch: GS040908-3
QCBatchID: GS040908-3-1
Run ID: gs040908-3a
Count Time: 30 minutes
Report Basis: Dry Weight

Final Aliquot: 352 g
Prep Basis: Dry Weight
Moisture(%): NA
Result Units: pCi/g
File Name: 042230D01A

CASNO	Target Nuclide	Result +/- 2 s TPU	MDC	Lab Qualifier
15100-28-4	Pa-234m	10 +/- 16	27	U,G
15092-94-1	Pb-212	3.38 +/- 0.50	0.25	G
15067-28-4	Pb-214	1.72 +/- 0.32	0.30	G,J
13967-48-1	Ru-106	0 +/- 0.72	1.33	U,G
14683-10-4	Sb-124	0.14 +/- 0.12	0.19	U,G
14234-35-6	Sb-125	0.14 +/- 0.19	0.35	U,G
13967-63-0	Sc-46	-0.05 +/- 0.12	0.23	U,G
15623-47-9	Th-227	-2 +/- 14	22	U,G
15065-10-8	Th-234	1.5 +/- 1.7	2.7	U,G
14913-50-9	Tl-208	1.08 +/- 0.22	0.15	G
15117-96-1	U-235	0.27 +/- 0.55	0.93	U,G
13982-39-3	Zn-65	-0.29 +/- 0.43	0.79	U,G

Comments:

Qualifiers/Flags:

U - Result is less than the sample specific MDC or less than the associated TPU.
Y1 - Chemical Yield is in control at 100-110%. Quantitative yield is assumed.
Y2 - Chemical Yield outside default limits.
LT - Result is less than Requested MDC, greater than sample specific MDC.
M - The requested MDC was not met.
M3 - The requested MDC was not met, but thereported activity is greater than the reported MDC.
W - DER is greater than Warning Limit of 1.42
D - DER is greater than Control Limit of 2.13
SQ - Spectral quality prevents accurate quantitation.
SI - Nuclide identification and/or quantitation is tentative.
TI - Nuclide identification is tentative.
R - Nuclide has exceeded 8 halflives.
G - Sample density differs by more than 15% of LCS density.

Abbreviations:

TPU - Total Propagated Uncertainty (see PAI SOP 743)
MDC - Minimum Detectable Concentration (see PAI SOP 709)
BDL - Below Detection Limit

Data Package ID: *GSS0408168-1*

Gamma Spectroscopy Results

PAI 713 Rev 8

Sample Results

Lab Name: Paragon Analytics
Work Order Number: 0408168
Client Name: New World Technologies
ClientProject ID: Ravenna GA00563

Field ID: SU4-F2
Lab ID: 0408168-2

Library: FANP

Sample Matrix: SOIL
Prep SOP: PAI 739 Rev 8
Date Collected: 12-Aug-04
Date Prepared: 08-Sep-04
Date Analyzed: 15-Sep-04

Prep Batch: GS040908-3
QCBatchID: GS040908-3-1
Run ID: gs040908-3a
Count Time: 30 minutes
Report Basis: Dry Weight

Final Aliquot: 314 g
Prep Basis: Dry Weight
Moisture(%): NA
Result Units: pCi/g
File Name: 041788D04A

CASNO	Target Nuclide	Result +/- 2 s TPU	MDC	Lab Qualifier
14331-83-0	Ac-228	0.32 +/- 0.27	0.40	U,G
14391-76-5	Ag-110m	0.008 +/- 0.063	0.117	U,G
14682-66-7	Al-26	0.042 +/- 0.042	0.028	G, TI
14596-10-2	Am-241	-0.20 +/- 0.25	0.52	U,G
13966-02-4	Be-7	-0.22 +/- 0.61	1.21	U,G
14913-49-6	Bi-212	0.41 +/- 0.79	1.37	U,G
14733-03-0	Bi-214	0.33 +/- 0.17	0.22	G,J
13982-30-4	Ce-139	0.016 +/- 0.035	0.060	U,G
14762-78-8	Ce-144	0.02 +/- 0.24	0.43	U,G
14093-03-9	Co-56	-0.03 +/- 0.14	0.29	U,G
13981-50-5	Co-57	0.025 +/- 0.037	0.061	U,G
13981-38-9	Co-58	0.016 +/- 0.070	0.131	U,G
10198-40-0	Co-60	0.018 +/- 0.064	0.120	U,G
14392-02-0	Cr-51	0.06 +/- 0.62	1.18	U,G
13967-70-9	Cs-134	0.010 +/- 0.058	0.106	U,G

Comments:

Qualifiers/Flags:

U - Result is less than the sample specific MDC or less than the associated TPU

Y1 - Chemical Yield is in control at 100-110%. Quantitative Yield is assumed.

Y2 - Chemical Yield outside default limits.

LT - Result is less than Requested MDC, greater than sample specific MDC.

M3 - The requested MDC was not met, but the reported activity is greater than the reported MDC.

M - The requested MDC was not met.

SQ - Spectral quality prevents accurate quantitation.

SI - Nuclide identification and/or quantitation is tentative.

TI - Nuclide identification is tentative.

R - Nuclide has exceeded 8 halflives.

G - Sample density differs by more than 15% of LCS density.

Abbreviations:

TPU - Total Propagated Uncertainty (see PAI SOP 743)

MDC - Minimum Detectable Concentration (see PAI SOP 709)

BDL - Below Detection Limit

Data Package ID: *GSS0408168-1*

Gamma Spectroscopy Results

PAI 713 Rev 8

Sample Results

Lab Name: Paragon Analytics
Work Order Number: 0408168
Client Name: New World Technologies
ClientProject ID: Ravenna GA00563

Field ID: SU4-F2
Lab ID: 0408168-2

Library: FANP

Sample Matrix: SOIL
Prep SOP: PAI 739 Rev 8
Date Collected: 12-Aug-04
Date Prepared: 08-Sep-04
Date Analyzed: 15-Sep-04

Prep Batch: GS040908-3
QCBatchID: GS040908-3-1
Run ID: gs040908-3a
Count Time: 30 minutes
Report Basis: Dry Weight

Final Aliquot: 314 g
Prep Basis: Dry Weight
Moisture(%): NA
Result Units: pCi/g
File Name: 041788D04A

CASNO	Target Nuclide	Result +/- 2 s TPU	MDC	Lab Qualifier
10045-97-3	Cs-137	-0.034 +/- 0.066	0.133	U,G
14683-23-9	Eu-152	0.01 +/- 0.26	0.54	U,G
15585-10-1	Eu-154	0.31 +/- 0.32	0.49	U,G
14391-16-3	Eu-155	-0.03 +/- 0.14	0.26	U,G
14596-12-4	Fe-59	-0.13 +/- 0.15	0.35	U,G
10043-66-0	I-131	0.1 +/- 1.0	1.8	U,G
13966-00-2	K-40	5.1 +/- 1.5	1.1	G
13966-31-9	Mn-54	0 +/- 0.049	0.098	U,G
13966-32-0	Na-22	0.029 +/- 0.063	0.112	U,G
14681-63-1	Nb-94	0.006 +/- 0.048	0.090	U,G
13967-76-5	Nb-95	0.016 +/- 0.076	0.141	U,G
15100-28-4	Pa-234m	5.0 +/- 8.7	14.9	U,G
15092-94-1	Pb-212	0.52 +/- 0.16	0.18	G
15067-28-4	Pb-214	0.28 +/- 0.14	0.19	G,J
13967-48-1	Ru-106	0.13 +/- 0.53	0.97	U,G

Comments:

Qualifiers/Flags:

U - Result is less than the sample specific MDC or less than the associated TPU

Y1 - Chemical Yield is in control at 100-110%. Quantitative Yield is assumed.

Y2 - Chemical Yield outside default limits.

LT - Result is less than Requested MDC, greater than sample specific MDC.

M3 - The requested MDC was not met, but the reported activity is greater than the reported MDC.

M - The requested MDC was not met.

SQ - Spectral quality prevents accurate quantitation.

SI - Nuclide identification and/or quantitation is tentative.

TI - Nuclide identification is tentative.

R - Nuclide has exceeded 8 halflives.

G - Sample density differs by more than 15% of LCS density.

Abbreviations:

TPU - Total Propagated Uncertainty (see PAI SOP 743)

MDC - Minimum Detectable Concentration (see PAI SOP 709)

BDL - Below Detection Limit

Data Package ID: *GSS0408168-1*

Gamma Spectroscopy Results

PAI 713 Rev 8

Sample Results

Lab Name: Paragon Analytics
Work Order Number: 0408168
Client Name: New World Technologies
ClientProject ID: Ravenna GA00563

Field ID: SU4-F2
Lab ID: 0408168-2

Library: FANP

Sample Matrix: SOIL
Prep SOP: PAI 739 Rev 8
Date Collected: 12-Aug-04
Date Prepared: 08-Sep-04
Date Analyzed: 15-Sep-04

Prep Batch: GS040908-3
QCBatchID: GS040908-3-1
Run ID: gs040908-3a
Count Time: 30 minutes
Report Basis: Dry Weight

Final Aliquot: 314 g
Prep Basis: Dry Weight
Moisture(%): NA
Result Units: pCi/g
File Name: 041788D04A

CASNO	Target Nuclide	Result +/- 2 s TPU	MDC	Lab Qualifier
14683-10-4	Sb-124	-0.014 +/- 0.084	0.159	U,G
14234-35-6	Sb-125	-0.03 +/- 0.12	0.23	U,G
13967-63-0	Sc-46	0.010 +/- 0.071	0.134	U,G
15623-47-9	Th-227	0 +/- 0.27	0.49	U,G
15065-10-8	Th-234	-0.21 +/- 0.79	1.44	U,G
14913-50-9	Tl-208	0.082 +/- 0.070	0.107	U,G
15117-96-1	U-235	0.08 +/- 0.22	0.38	U,G
13982-39-3	Zn-65	-0.09 +/- 0.15	0.31	U,G

Comments:

Qualifiers/Flags:

U - Result is less than the sample specific MDC or less than the associated TPU

Y1 - Chemical Yield is in control at 100-110%. Quantitative Yield is assumed.

Y2 - Chemical Yield outside default limits.

LT - Result is less than Requested MDC, greater than sample specific MDC.

M3 - The requested MDC was not met, but the reported activity is greater than the reported MDC.

M - The requested MDC was not met.

SQ - Spectral quality prevents accurate quantitation.

SI - Nuclide identification and/or quantitation is tentative.

TI - Nuclide identification is tentative.

R - Nuclide has exceeded 8 halflives.

G - Sample density differs by more than 15% of LCS density.

Abbreviations:

TPU - Total Propagated Uncertainty (see PAI SOP 743)

MDC - Minimum Detectable Concentration (see PAI SOP 709)

BDL - Below Detection Limit

Data Package ID: *GSS0408168-1*

Gamma Spectroscopy Results

PAI 713 Rev 8

Sample Results

Lab Name: Paragon Analytics
Work Order Number: 0408168
Client Name: New World Technologies
ClientProject ID: Ravenna GA00563

Field ID: SU4-G1
Lab ID: 0408168-3

Library: FANP

Sample Matrix: SOIL
Prep SOP: PAI 739 Rev 8
Date Collected: 12-Aug-04
Date Prepared: 08-Sep-04
Date Analyzed: 15-Sep-04

Prep Batch: GS040908-3
QCBatchID: GS040908-3-1
Run ID: gs040908-3a
Count Time: 30 minutes
Report Basis: Dry Weight

Final Aliquot: 310 g
Prep Basis: Dry Weight
Moisture(%): NA
Result Units: pCi/g
File Name: 041608D07A

CASNO	Target Nuclide	Result +/- 2 s TPU	MDC	Lab Qualifier
14331-83-0	Ac-228	0.51 +/- 0.37	0.50	LT,G,TI
14391-76-5	Ag-110m	-0.045 +/- 0.064	0.141	U,G
14682-66-7	Al-26	0.013 +/- 0.058	0.124	U,G
14596-10-2	Am-241	-0.05 +/- 0.11	0.21	U,G
13966-02-4	Be-7	-0.07 +/- 0.72	1.40	U,G
14913-49-6	Bi-212	0.3 +/- 1.0	1.9	U,G
14733-03-0	Bi-214	0.24 +/- 0.18	0.26	U,G,J
13982-30-4	Ce-139	0.016 +/- 0.050	0.087	U,G
14762-78-8	Ce-144	-0.17 +/- 0.31	0.60	U,G
14093-03-9	Co-56	0.02 +/- 0.16	0.32	U,G
13981-50-5	Co-57	0.007 +/- 0.040	0.071	U,G
13981-38-9	Co-58	-0.002 +/- 0.080	0.161	U,G
10198-40-0	Co-60	0.024 +/- 0.059	0.112	U,G
14392-02-0	Cr-51	-0.2 +/- 1.0	1.9	U,G
13967-70-9	Cs-134	-0.013 +/- 0.064	0.126	U,G

Comments:

Qualifiers/Flags:

U - Result is less than the sample specific MDC or less than the associated TPU

Y1 - Chemical Yield is in control at 100-110%. Quantitative Yield is assumed.

Y2 - Chemical Yield outside default limits.

LT - Result is less than Requested MDC, greater than sample specific MDC.

M3 - The requested MDC was not met, but the reported activity is greater than the reported MDC.

M - The requested MDC was not met.

SQ - Spectral quality prevents accurate quantitation.

SI - Nuclide identification and/or quantitation is tentative.

TI - Nuclide identification is tentative.

R - Nuclide has exceeded 8 halflives.

G - Sample density differs by more than 15% of LCS density.

Abbreviations:

TPU - Total Propagated Uncertainty (see PAI SOP 743)

MDC - Minimum Detectable Concentration (see PAI SOP 709)

BDL - Below Detection Limit

Data Package ID: *GSS0408168-1*

Gamma Spectroscopy Results

PAI 713 Rev 8

Sample Results

Lab Name: Paragon Analytics
Work Order Number: 0408168
Client Name: New World Technologies
ClientProject ID: Ravenna GA00563

Field ID: SU4-G1
Lab ID: 0408168-3

Library: FANP

Sample Matrix: SOIL
Prep SOP: PAI 739 Rev 8
Date Collected: 12-Aug-04
Date Prepared: 08-Sep-04
Date Analyzed: 15-Sep-04

Prep Batch: GS040908-3
QCBatchID: GS040908-3-1
Run ID: gs040908-3a
Count Time: 30 minutes
Report Basis: Dry Weight

Final Aliquot: 310 g
Prep Basis: Dry Weight
Moisture(%): NA
Result Units: pCi/g
File Name: 041608D07A

CASNO	Target Nuclide	Result +/- 2 s TPU	MDC	Lab Qualifier
10045-97-3	Cs-137	0.051 +/- 0.084	0.142	U,G
14683-23-9	Eu-152	0.06 +/- 0.36	0.72	U,G
15585-10-1	Eu-154	-0.16 +/- 0.28	0.68	U,G
14391-16-3	Eu-155	0.05 +/- 0.13	0.23	U,G
14596-12-4	Fe-59	-0.08 +/- 0.24	0.51	U,G
10043-66-0	I-131	-0.7 +/- 1.0	2.1	U,G
13966-00-2	K-40	6.6 +/- 2.1	1.7	G
13966-31-9	Mn-54	-0.070 +/- 0.081	0.178	U,G
13966-32-0	Na-22	-0.071 +/- 0.067	0.177	U,G
14681-63-1	Nb-94	-0.091 +/- 0.073	0.164	U,G
13967-76-5	Nb-95	-0.04 +/- 0.10	0.21	U,G
15100-28-4	Pa-234m	7.8 +/- 9.5	14.6	U,G
15092-94-1	Pb-212	0.33 +/- 0.16	0.22	G
15067-28-4	Pb-214	0.24 +/- 0.15	0.26	U,G,J
13967-48-1	Ru-106	0.13 +/- 0.62	1.15	U,G

Comments:

Qualifiers/Flags:

U - Result is less than the sample specific MDC or less than the associated TPU

Y1 - Chemical Yield is in control at 100-110%. Quantitative Yield is assumed.

Y2 - Chemical Yield outside default limits.

LT - Result is less than Requested MDC, greater than sample specific MDC.

M3 - The requested MDC was not met, but the reported activity is greater than the reported MDC.

M - The requested MDC was not met.

SQ - Spectral quality prevents accurate quantitation.

SI - Nuclide identification and/or quantitation is tentative.

TI - Nuclide identification is tentative.

R - Nuclide has exceeded 8 halflives.

G - Sample density differs by more than 15% of LCS density.

Abbreviations:

TPU - Total Propagated Uncertainty (see PAI SOP 743)

MDC - Minimum Detectable Concentration (see PAI SOP 709)

BDL - Below Detection Limit

Data Package ID: *GSS0408168-1*

Gamma Spectroscopy Results

PAI 713 Rev 8

Sample Results

Lab Name: Paragon Analytics
Work Order Number: 0408168
Client Name: New World Technologies
ClientProject ID: Ravenna GA00563

Field ID: SU4-G1
Lab ID: 0408168-3

Library: FANP

Sample Matrix: SOIL
Prep SOP: PAI 739 Rev 8
Date Collected: 12-Aug-04
Date Prepared: 08-Sep-04
Date Analyzed: 15-Sep-04

Prep Batch: GS040908-3
QCBatchID: GS040908-3-1
Run ID: gs040908-3a
Count Time: 30 minutes
Report Basis: Dry Weight

Final Aliquot: 310 g
Prep Basis: Dry Weight
Moisture(%): NA
Result Units: pCi/g
File Name: 041608D07A

CASNO	Target Nuclide	Result +/- 2 s TPU	MDC	Lab Qualifier
14683-10-4	Sb-124	0 +/- 0.080	0.156	U,G
14234-35-6	Sb-125	0 +/- 0.15	0.29	U,G
13967-63-0	Sc-46	-0.033 +/- 0.086	0.185	U,G
15623-47-9	Th-227	0 +/- 0.44	0.78	U,G
15065-10-8	Th-234	0.13 +/- 0.55	0.97	U,G
14913-50-9	Tl-208	0.068 +/- 0.088	0.144	U,G
15117-96-1	U-235	-0.15 +/- 0.31	0.58	U,G
13982-39-3	Zn-65	0 +/- 0.22	0.43	U,G

Comments:

Qualifiers/Flags:

U - Result is less than the sample specific MDC or less than the associated TPU
Y1 - Chemical Yield is in control at 100-110%. Quantitative Yield is assumed.
Y2 - Chemical Yield outside default limits.
LT - Result is less than Requested MDC, greater than sample specific MDC.
M3 - The requested MDC was not met, but the reported activity is greater than the reported MDC.
M - The requested MDC was not met.
SQ - Spectral quality prevents accurate quantitation.
SI - Nuclide identification and/or quantitation is tentative.
TI - Nuclide identification is tentative.
R - Nuclide has exceeded 8 halflives.
G - Sample density differs by more than 15% of LCS density.

Abbreviations:

TPU - Total Propagated Uncertainty (see PAI SOP 743)
MDC - Minimum Detectable Concentration (see PAI SOP 709)
BDL - Below Detection Limit

Data Package ID: *GSS0408168-1*

Gamma Spectroscopy Results

PAI 713 Rev 8

Sample Results

Lab Name: Paragon Analytics
Work Order Number: 0408168
Client Name: New World Technologies
ClientProject ID: Ravenna GA00563

Field ID: SU4-B0
Lab ID: 0408168-4

Library: FANP

Sample Matrix: SOIL
Prep SOP: PAI 739 Rev 8
Date Collected: 12-Aug-04
Date Prepared: 08-Sep-04
Date Analyzed: 15-Sep-04

Prep Batch: GS040908-3
QCBatchID: GS040908-3-1
Run ID: gs040908-3a
Count Time: 30 minutes
Report Basis: Dry Weight

Final Aliquot: 263 g
Prep Basis: Dry Weight
Moisture(%): NA
Result Units: pCi/g
File Name: 041535D03A

CASNO	Target Nuclide	Result +/- 2 s TPU	MDC	Lab Qualifier
14331-83-0	Ac-228	0.83 +/- 0.22	0.34	LT,G
14391-76-5	Ag-110m	-0.031 +/- 0.083	0.152	U,G
14682-66-7	Al-26	-0.025 +/- 0.044	0.094	U,G
14596-10-2	Am-241	-0.04 +/- 0.39	0.68	U,G
13966-02-4	Be-7	0 +/- 0.63	1.12	U,G
14913-49-6	Bi-212	0.37 +/- 0.80	1.35	U,G
14733-03-0	Bi-214	0.66 +/- 0.18	0.23	G,J
13982-30-4	Ce-139	0.013 +/- 0.057	0.098	U,G
14762-78-8	Ce-144	0.11 +/- 0.35	0.59	U,G
14093-03-9	Co-56	0.17 +/- 0.14	0.22	U,G
13981-50-5	Co-57	-0.009 +/- 0.046	0.081	U,G
13981-38-9	Co-58	-0.024 +/- 0.066	0.123	U,G
10198-40-0	Co-60	-0.034 +/- 0.059	0.114	U,G
14392-02-0	Cr-51	0.39 +/- 0.90	1.52	U,G
13967-70-9	Cs-134	-0.09 +/- 0.46	0.76	U,G

Comments:

Qualifiers/Flags:

U - Result is less than the sample specific MDC or less than the associated TPU

Y1 - Chemical Yield is in control at 100-110%. Quantitative Yield is assumed.

Y2 - Chemical Yield outside default limits.

LT - Result is less than Requested MDC, greater than sample specific MDC.

M3 - The requested MDC was not met, but the reported activity is greater than the reported MDC.

M - The requested MDC was not met.

SQ - Spectral quality prevents accurate quantitation.

SI - Nuclide identification and/or quantitation is tentative.

TI - Nuclide identification is tentative.

R - Nuclide has exceeded 8 halflives.

G - Sample density differs by more than 15% of LCS density.

Abbreviations:

TPU - Total Propagated Uncertainty (see PAI SOP 743)

MDC - Minimum Detectable Concentration (see PAI SOP 709)

BDL - Below Detection Limit

Data Package ID: *GSS0408168-1*

Gamma Spectroscopy Results

PAI 713 Rev 8

Sample Results

Lab Name: Paragon Analytics
Work Order Number: 0408168
Client Name: New World Technologies
ClientProject ID: Ravenna GA00563

Field ID: SU4-B0
Lab ID: 0408168-4

Library: FANP

Sample Matrix: SOIL
Prep SOP: PAI 739 Rev 8
Date Collected: 12-Aug-04
Date Prepared: 08-Sep-04
Date Analyzed: 15-Sep-04

Prep Batch: GS040908-3
QCBatchID: GS040908-3-1
Run ID: gs040908-3a
Count Time: 30 minutes
Report Basis: Dry Weight

Final Aliquot: 263 g
Prep Basis: Dry Weight
Moisture(%): NA
Result Units: pCi/g
File Name: 041535D03A

CASNO	Target Nuclide	Result +/- 2 s TPU	MDC	Lab Qualifier
10045-97-3	Cs-137	0.071 +/- 0.054	0.082	U,G
14683-23-9	Eu-152	0.16 +/- 0.26	0.43	U,G
15585-10-1	Eu-154	0 +/- 0.32	0.58	U,G
14391-16-3	Eu-155	0.17 +/- 0.20	0.33	U,G
14596-12-4	Fe-59	-0.03 +/- 0.14	0.27	U,G
10043-66-0	I-131	0.12 +/- 0.95	1.66	U,G
13966-00-2	K-40	5.1 +/- 1.2	1.2	G
13966-31-9	Mn-54	-0.006 +/- 0.059	0.107	U,G
13966-32-0	Na-22	-0.037 +/- 0.057	0.112	U,G
14681-63-1	Nb-94	-0.023 +/- 0.059	0.108	U,G
13967-76-5	Nb-95	0.023 +/- 0.071	0.122	U,G
15100-28-4	Pa-234m	6 +/- 10	17	U,G
15092-94-1	Pb-212	1.14 +/- 0.21	0.19	G
15067-28-4	Pb-214	0.97 +/- 0.19	0.21	G,J
13967-48-1	Ru-106	0.11 +/- 0.53	0.93	U,G

Comments:

Qualifiers/Flags:

U - Result is less than the sample specific MDC or less than the associated TPU

Y1 - Chemical Yield is in control at 100-110%. Quantitative Yield is assumed.

Y2 - Chemical Yield outside default limits.

LT - Result is less than Requested MDC, greater than sample specific MDC.

M3 - The requested MDC was not met, but the reported activity is greater than the reported MDC.

M - The requested MDC was not met.

SQ - Spectral quality prevents accurate quantitation.

SI - Nuclide identification and/or quantitation is tentative.

TI - Nuclide identification is tentative.

R - Nuclide has exceeded 8 halflives.

G - Sample density differs by more than 15% of LCS density.

Abbreviations:

TPU - Total Propagated Uncertainty (see PAI SOP 743)

MDC - Minimum Detectable Concentration (see PAI SOP 709)

BDL - Below Detection Limit

Data Package ID: *GSS0408168-1*

Gamma Spectroscopy Results

PAI 713 Rev 8

Sample Results

Lab Name: Paragon Analytics
Work Order Number: 0408168
Client Name: New World Technologies
ClientProject ID: Ravenna GA00563

Field ID: SU4-B0
Lab ID: 0408168-4

Library: FANP

Sample Matrix: SOIL
Prep SOP: PAI 739 Rev 8
Date Collected: 12-Aug-04
Date Prepared: 08-Sep-04
Date Analyzed: 15-Sep-04

Prep Batch: GS040908-3
QCBatchID: GS040908-3-1
Run ID: gs040908-3a
Count Time: 30 minutes
Report Basis: Dry Weight

Final Aliquot: 263 g
Prep Basis: Dry Weight
Moisture(%): NA
Result Units: pCi/g
File Name: 041535D03A

CASNO	Target Nuclide	Result +/- 2 s TPU	MDC	Lab Qualifier
14683-10-4	Sb-124	0.085 +/- 0.087	0.140	U,G
14234-35-6	Sb-125	0.06 +/- 0.15	0.26	U,G
13967-63-0	Sc-46	-0.009 +/- 0.059	0.110	U,G
15623-47-9	Th-227	-1.19 +/- 0.72	1.32	U,G
15065-10-8	Th-234	1.1 +/- 1.3	2.2	U,G
14913-50-9	Tl-208	0.351 +/- 0.096	0.107	G
15117-96-1	U-235	0.13 +/- 0.34	0.58	U,G
13982-39-3	Zn-65	-0.08 +/- 0.19	0.36	U,G

Comments:

Qualifiers/Flags:

U - Result is less than the sample specific MDC or less than the associated TPU

Y1 - Chemical Yield is in control at 100-110%. Quantitative Yield is assumed.

Y2 - Chemical Yield outside default limits.

LT - Result is less than Requested MDC, greater than sample specific MDC.

M3 - The requested MDC was not met, but the reported activity is greater than the reported MDC.

M - The requested MDC was not met.

SQ - Spectral quality prevents accurate quantitation.

SI - Nuclide identification and/or quantitation is tentative.

TI - Nuclide identification is tentative.

R - Nuclide has exceeded 8 halflives.

G - Sample density differs by more than 15% of LCS density.

Abbreviations:

TPU - Total Propagated Uncertainty (see PAI SOP 743)

MDC - Minimum Detectable Concentration (see PAI SOP 709)

BDL - Below Detection Limit

Data Package ID: *GSS0408168-1*

Gamma Spectroscopy Results

PAI 713 Rev 8

Sample Results

Lab Name: Paragon Analytics
Work Order Number: 0408168
Client Name: New World Technologies
ClientProject ID: Ravenna GA00563

Field ID: SU4-B1
Lab ID: 0408168-5

Library: FANP

Sample Matrix: SOIL
Prep SOP: PAI 739 Rev 8
Date Collected: 12-Aug-04
Date Prepared: 08-Sep-04
Date Analyzed: 15-Sep-04

Prep Batch: GS040908-3
QCBatchID: GS040908-3-1
Run ID: gs040908-3a
Count Time: 30 minutes
Report Basis: Dry Weight

Final Aliquot: 263 g
Prep Basis: Dry Weight
Moisture(%): NA
Result Units: pCi/g
File Name: 041789D04A

CASNO	Target Nuclide	Result +/- 2 s TPU	MDC	Lab Qualifier
14331-83-0	Ac-228	2.46 +/- 0.52	0.56	G
14391-76-5	Ag-110m	-0.04 +/- 0.11	0.21	U,G
14682-66-7	Al-26	-0.021 +/- 0.086	0.185	U,G
14596-10-2	Am-241	-0.01 +/- 0.47	0.84	U,G
13966-02-4	Be-7	-0.20 +/- 0.89	1.69	U,G
14913-49-6	Bi-212	2.2 +/- 1.5	2.1	G
14733-03-0	Bi-214	1.17 +/- 0.30	0.33	G,J
13982-30-4	Ce-139	0.020 +/- 0.066	0.114	U,G
14762-78-8	Ce-144	0.22 +/- 0.44	0.74	U,G
14093-03-9	Co-56	0.11 +/- 0.22	0.37	U,G
13981-50-5	Co-57	0.027 +/- 0.054	0.091	U,G
13981-38-9	Co-58	-0.08 +/- 0.10	0.22	U,G
10198-40-0	Co-60	-0.028 +/- 0.062	0.143	U,G
14392-02-0	Cr-51	-0.4 +/- 1.3	2.4	U,G
13967-70-9	Cs-134	0.086 +/- 0.058	0.093	U,G

Comments:

Qualifiers/Flags:

U - Result is less than the sample specific MDC or less than the associated TPU

Y1 - Chemical Yield is in control at 100-110%. Quantitative Yield is assumed.

Y2 - Chemical Yield outside default limits.

LT - Result is less than Requested MDC, greater than sample specific MDC.

M3 - The requested MDC was not met, but the reported activity is greater than the reported MDC.

M - The requested MDC was not met.

SQ - Spectral quality prevents accurate quantitation.

SI - Nuclide Identification and/or quantitation is tentative.

TI - Nuclide identification is tentative.

R - Nuclide has exceeded 8 halflives.

G - Sample density differs by more than 15% of LCS density.

Abbreviations:

TPU - Total Propagated Uncertainty (see PAI SOP 743)

MDC - Minimum Detectable Concentration (see PAI SOP 709)

BDL - Below Detection Limit

Data Package ID: *GSS0408168-1*

Gamma Spectroscopy Results

PAI 713 Rev 8

Sample Results

Lab Name: Paragon Analytics
Work Order Number: 0408168
Client Name: New World Technologies
ClientProject ID: Ravenna GA00563

Field ID: SU4-B1
Lab ID: 0408168-5

Library: FANP

Sample Matrix: SOIL
Prep SOP: PAI 739 Rev 8
Date Collected: 12-Aug-04
Date Prepared: 08-Sep-04
Date Analyzed: 15-Sep-04

Prep Batch: GS040908-3
QCBatchID: GS040908-3-1
Run ID: gs040908-3a
Count Time: 30 minutes
Report Basis: Dry Weight

Final Aliquot: 263 g
Prep Basis: Dry Weight
Moisture(%): NA
Result Units: pCi/g
File Name: 041789D04A

CASNO	Target Nuclide	Result +/- 2 s TPU	MDC	Lab Qualifier
10045-97-3	Cs-137	0.28 +/- 0.13	0.18	G
14683-23-9	Eu-152	0.01 +/- 0.52	0.98	U,G
15585-10-1	Eu-154	-0.21 +/- 0.41	0.87	U,G
14391-16-3	Eu-155	0.22 +/- 0.24	0.40	U,G
14596-12-4	Fe-59	0.18 +/- 0.27	0.46	U,G
10043-66-0	I-131	-0.3 +/- 1.4	2.7	U,G
13966-00-2	K-40	5.2 +/- 1.7	1.6	G
13966-31-9	Mn-54	0.015 +/- 0.096	0.174	U,G
13966-32-0	Na-22	0.02 +/- 0.10	0.19	U,G
14681-63-1	Nb-94	-0.010 +/- 0.075	0.143	U,G
13967-76-5	Nb-95	-0.01 +/- 0.14	0.25	U,G
15100-28-4	Pa-234m	1 +/- 13	25	U,G
15092-94-1	Pb-212	2.52 +/- 0.41	0.25	G
15067-28-4	Pb-214	1.85 +/- 0.34	0.30	G,J
13967-48-1	Ru-106	0 +/- 0.73	1.37	U,G

Comments:

Qualifiers/Flags:

U - Result is less than the sample specific MDC or less than the associated TPU

Y1 - Chemical Yield is in control at 100-110%. Quantitative Yield is assumed.

Y2 - Chemical Yield outside default limits.

LT - Result is less than Requested MDC, greater than sample specific MDC.

M3 - The requested MDC was not met, but the reported activity is greater than the reported MDC.

M - The requested MDC was not met.

SQ - Spectral quality prevents accurate quantitation.

SI - Nuclide identification and/or quantitation is tentative.

TI - Nuclide identification is tentative.

R - Nuclide has exceeded 8 halflives.

G - Sample density differs by more than 15% of LCS density.

Abbreviations:

TPU - Total Propagated Uncertainty (see PAI SOP 743)

MDC - Minimum Detectable Concentration (see PAI SOP 709)

BDL - Below Detection Limit

Data Package ID: *GSS0408168-1*

Gamma Spectroscopy Results

PAI 713 Rev 8

Sample Results

Lab Name: Paragon Analytics
Work Order Number: 0408168
Client Name: New World Technologies
ClientProject ID: Ravenna GA00563

Field ID: SU4-B1
Lab ID: 0408168-5

Library: FANP

Sample Matrix: SOIL
Prep SOP: PAI 739 Rev 8
Date Collected: 12-Aug-04
Date Prepared: 08-Sep-04
Date Analyzed: 15-Sep-04

Prep Batch: GS040908-3
QCBatchID: GS040908-3-1
Run ID: gs040908-3a
Count Time: 30 minutes
Report Basis: Dry Weight

Final Aliquot: 263 g
Prep Basis: Dry Weight
Moisture(%): NA
Result Units: pCi/g
File Name: 041789D04A

CASNO	Target Nuclide	Result +/- 2 s TPU	MDC	Lab Qualifier
14683-10-4	Sb-124	0.01 +/- 0.13	0.23	U,G
14234-35-6	Sb-125	0.10 +/- 0.19	0.35	U,G
13967-63-0	Sc-46	-0.051 +/- 0.095	0.198	U,G
15623-47-9	Th-227	-3 +/- 16	26	U,G
15065-10-8	Th-234	0.5 +/- 1.3	2.2	U,G
14913-50-9	Tl-208	0.81 +/- 0.19	0.17	G
15117-96-1	U-235	0.07 +/- 0.39	0.69	U,G
13982-39-3	Zn-65	-0.01 +/- 0.37	0.67	U,G

Comments:

Qualifiers/Flags:

U - Result is less than the sample specific MDC or less than the associated TPU

Y1 - Chemical Yield is in control at 100-110%. Quantitative Yield is assumed.

Y2 - Chemical Yield outside default limits.

LT - Result is less than Requested MDC, greater than sample specific MDC.

M3 - The requested MDC was not met, but the reported activity is greater than the reported MDC.

M - The requested MDC was not met.

SQ - Spectral quality prevents accurate quantitation.

SI - Nuclide identification and/or quantitation is tentative.

TI - Nuclide identification is tentative.

R - Nuclide has exceeded 8 halflives.

G - Sample density differs by more than 15% of LCS density.

Abbreviations:

TPU - Total Propagated Uncertainty (see PAI SOP 743)

MDC - Minimum Detectable Concentration (see PAI SOP 709)

BDL - Below Detection Limit

Data Package ID: *GSS0408168-1*

Gamma Spectroscopy Results

PAI 713 Rev 8

Sample Results

Lab Name: Paragon Analytics
Work Order Number: 0408168
Client Name: New World Technologies
ClientProject ID: Ravenna GA00563

Field ID: SU4-A0
Lab ID: 0408168-6

Library: FANP

Sample Matrix: SOIL
Prep SOP: PAI 739 Rev 8
Date Collected: 12-Aug-04
Date Prepared: 08-Sep-04
Date Analyzed: 15-Sep-04

Prep Batch: GS040908-3
QCBatchID: GS040908-3-1
Run ID: gs040908-3a
Count Time: 30 minutes
Report Basis: Dry Weight

Final Aliquot: 293 g
Prep Basis: Dry Weight
Moisture(%): NA
Result Units: pCi/g
File Name: 041609D07A

CASNO	Target Nuclide	Result +/- 2 s TPU	MDC	Lab Qualifier
14331-83-0	Ac-228	1.03 +/- 0.35	0.50	G
14391-76-5	Ag-110m	-0.095 +/- 0.079	0.178	U,G
14682-66-7	Al-26	0.033 +/- 0.047	0.045	U,G
14596-10-2	Am-241	0.11 +/- 0.14	0.24	U,G
13966-02-4	Be-7	0 +/- 1.0	1.9	U,G
14913-49-6	Bi-212	0.7 +/- 1.2	2.0	U,G
14733-03-0	Bi-214	0.67 +/- 0.27	0.33	G,J
13982-30-4	Ce-139	0.020 +/- 0.060	0.104	U,G
14762-78-8	Ce-144	0.27 +/- 0.32	0.51	U,G
14093-03-9	Co-56	0.21 +/- 0.23	0.36	U,G
13981-50-5	Co-57	0 +/- 0.047	0.085	U,G
13981-38-9	Co-58	0.10 +/- 0.11	0.17	U,G
10198-40-0	Co-60	0.01 +/- 0.11	0.20	U,G
14392-02-0	Cr-51	0.6 +/- 1.3	2.2	U,G
13967-70-9	Cs-134	0.040 +/- 0.080	0.138	U,G

Comments:

Qualifiers/Flags:

U - Result is less than the sample specific MDC or less than the associated TPU

Y1 - Chemical Yield is in control at 100-110%. Quantitative Yield is assumed.

Y2 - Chemical Yield outside default limits.

LT - Result is less than Requested MDC, greater than sample specific MDC.

M3 - The requested MDC was not met, but the reported activity is greater than the reported MDC.

M - The requested MDC was not met.

SQ - Spectral quality prevents accurate quantitation.

SI - Nuclide identification and/or quantitation is tentative.

TI - Nuclide identification is tentative.

R - Nuclide has exceeded 8 halflives.

G - Sample density differs by more than 15% of LCS density.

Abbreviations:

TPU - Total Propagated Uncertainty (see PAI SOP 743)

MDC - Minimum Detectable Concentration (see PAI SOP 709)

BDL - Below Detection Limit

Data Package ID: *GSS0408168-1*

Gamma Spectroscopy Results

PAI 713 Rev 8

Sample Results

Lab Name: Paragon Analytics
Work Order Number: 0408168
Client Name: New World Technologies
ClientProject ID: Ravenna GA00563

Field ID: SU4-A0
Lab ID: 0408168-6

Library: FANP

Sample Matrix: SOIL
Prep SOP: PAI 739 Rev 8
Date Collected: 12-Aug-04
Date Prepared: 08-Sep-04
Date Analyzed: 15-Sep-04

Prep Batch: GS040908-3
QCBatchID: GS040908-3-1
Run ID: gs040908-3a
Count Time: 30 minutes
Report Basis: Dry Weight

Final Aliquot: 293 g
Prep Basis: Dry Weight
Moisture(%): NA
Result Units: pCi/g
File Name: 041609D07A

CASNO	Target Nuclide	Result +/- 2 s TPU	MDC	Lab Qualifier
10045-97-3	Cs-137	0.162 +/- 0.096	0.122	G,TI
14683-23-9	Eu-152	-0.19 +/- 0.42	0.95	U,G
15585-10-1	Eu-154	-0.11 +/- 0.47	0.96	U,G
14391-16-3	Eu-155	0.12 +/- 0.17	0.28	U,G
14596-12-4	Fe-59	0.24 +/- 0.28	0.45	U,G
10043-66-0	I-131	-0.7 +/- 1.4	2.7	U,G
13966-00-2	K-40	11.2 +/- 2.9	2.0	G
13966-31-9	Mn-54	-0.055 +/- 0.093	0.194	U,G
13966-32-0	Na-22	0.062 +/- 0.090	0.150	U,G
14681-63-1	Nb-94	0.022 +/- 0.094	0.169	U,G
13967-76-5	Nb-95	-0.01 +/- 0.13	0.24	U,G
15100-28-4	Pa-234m	0 +/- 15	29	U,G
15092-94-1	Pb-212	1.04 +/- 0.23	0.19	G
15067-28-4	Pb-214	0.75 +/- 0.20	0.28	G,J
13967-48-1	Ru-106	-0.28 +/- 0.63	1.32	U,G

Comments:

Qualifiers/Flags:

U - Result is less than the sample specific MDC or less than the associated TPU

Y1 - Chemical Yield is in control at 100-110%. Quantitative Yield is assumed.

Y2 - Chemical Yield outside default limits.

LT - Result is less than Requested MDC, greater than sample specific MDC.

M3 - The requested MDC was not met, but the reported activity is greater than the reported MDC.

M - The requested MDC was not met.

SQ - Spectral quality prevents accurate quantitation.

SI - Nuclide identification and/or quantitation is tentative.

TI - Nuclide identification is tentative.

R - Nuclide has exceeded 8 halflives.

G - Sample density differs by more than 15% of LCS density.

Abbreviations:

TPU - Total Propagated Uncertainty (see PAI SOP 743)

MDC - Minimum Detectable Concentration (see PAI SOP 709)

BDL - Below Detection Limit

Data Package ID: *GSS0408168-1*

Gamma Spectroscopy Results

PAI 713 Rev 8

Sample Results

Lab Name: Paragon Analytics
Work Order Number: 0408168
Client Name: New World Technologies
ClientProject ID: Ravenna GA00563

Field ID: SU4-A0
Lab ID: 0408168-6

Library: FANP

Sample Matrix: SOIL
Prep SOP: PAI 739 Rev 8
Date Collected: 12-Aug-04
Date Prepared: 08-Sep-04
Date Analyzed: 15-Sep-04

Prep Batch: GS040908-3
QCBatchID: GS040908-3-1
Run ID: gs040908-3a
Count Time: 30 minutes
Report Basis: Dry Weight

Final Aliquot: 293 g
Prep Basis: Dry Weight
Moisture(%): NA
Result Units: pCi/g
File Name: 041609D07A

CASNO	Target Nuclide	Result +/- 2 s TPU	MDC	Lab Qualifier
14683-10-4	Sb-124	0.01 +/- 0.12	0.21	U,G
14234-35-6	Sb-125	-0.09 +/- 0.17	0.34	U,G
13967-63-0	Sc-46	-0.024 +/- 0.094	0.196	U,G
15623-47-9	Th-227	-0.21 +/- 0.47	0.90	U,G
15065-10-8	Th-234	1.01 +/- 0.78	1.62	U,G
14913-50-9	Tl-208	0.30 +/- 0.13	0.17	G
15117-96-1	U-235	-0.10 +/- 0.37	0.67	U,G
13982-39-3	Zn-65	-0.22 +/- 0.24	0.52	U,G

Comments:

Qualifiers/Flags:

U - Result is less than the sample specific MDC or less than the associated TPU

Y1 - Chemical Yield is in control at 100-110%. Quantitative Yield is assumed.

Y2 - Chemical Yield outside default limits.

LT - Result is less than Requested MDC, greater than sample specific MDC.

M3 - The requested MDC was not met, but the reported activity is greater than the reported MDC.

M - The requested MDC was not met.

SQ - Spectral quality prevents accurate quantitation.

SI - Nuclide identification and/or quantitation is tentative.

TI - Nuclide identification is tentative.

R - Nuclide has exceeded 8 halflives.

G - Sample density differs by more than 15% of LCS density.

Abbreviations:

TPU - Total Propagated Uncertainty (see PAI SOP 743)

MDC - Minimum Detectable Concentration (see PAI SOP 709)

BDL - Below Detection Limit

Data Package ID: *GSS0408168-1*

Gamma Spectroscopy Results

PAI 713 Rev 8

Sample Results

Lab Name: Paragon Analytics
Work Order Number: 0408168
Client Name: New World Technologies
ClientProject ID: Ravenna GA00563

Field ID: SU4-F3
Lab ID: 0408168-7

Library: FANP

Sample Matrix: SOIL
Prep SOP: PAI 739 Rev 8
Date Collected: 12-Aug-04
Date Prepared: 08-Sep-04
Date Analyzed: 15-Sep-04

Prep Batch: GS040908-3
QCBatchID: GS040908-3-1
Run ID: gs040908-3a
Count Time: 30 minutes
Report Basis: Dry Weight

Final Aliquot: 296 g
Prep Basis: Dry Weight
Moisture(%): NA
Result Units: pCi/g
File Name: 041578D08A

CASNO	Target Nuclide	Result +/- 2 s TPU	MDC	Lab Qualifier
14331-83-0	Ac-228	1.50 +/- 0.38	0.45	G
14391-76-5	Ag-110m	-0.054 +/- 0.097	0.188	U,G
14682-66-7	Al-26	-0.04 +/- 0.11	0.23	U,G
14596-10-2	Am-241	0 +/- 0.16	0.28	U,G
13966-02-4	Be-7	0.38 +/- 0.87	1.51	U,G
14913-49-6	Bi-212	2.2 +/- 1.4	2.0	G
14733-03-0	Bi-214	0.93 +/- 0.30	0.34	G,J
13982-30-4	Ce-139	-0.009 +/- 0.068	0.122	U,G
14762-78-8	Ce-144	-0.04 +/- 0.33	0.60	U,G
14093-03-9	Co-56	0.30 +/- 0.22	0.31	U,G
13981-50-5	Co-57	0.013 +/- 0.044	0.076	U,G
13981-38-9	Co-58	-0.037 +/- 0.091	0.186	U,G
10198-40-0	Co-60	-0.047 +/- 0.078	0.173	U,G
14392-02-0	Cr-51	-0.4 +/- 1.3	2.3	U,G
13967-70-9	Cs-134	-0.09 +/- 0.11	0.22	U,G

Comments:

Qualifiers/Flags:

U - Result is less than the sample specific MDC or less than the associated TPU

Y1 - Chemical Yield is in control at 100-110%. Quantitative Yield is assumed.

Y2 - Chemical Yield outside default limits.

LT - Result is less than Requested MDC, greater than sample specific MDC.

M3 - The requested MDC was not met, but the reported activity is greater than the reported MDC.

M - The requested MDC was not met.

SQ - Spectral quality prevents accurate quantitation.

SI - Nuclide identification and/or quantitation is tentative.

TI - Nuclide identification is tentative.

R - Nuclide has exceeded 8 halflives.

G - Sample density differs by more than 15% of LCS density.

Abbreviations:

TPU - Total Propagated Uncertainty (see PAI SOP 743)

MDC - Minimum Detectable Concentration (see PAI SOP 709)

BDL - Below Detection Limit

Data Package ID: *GSS0408168-1*

Gamma Spectroscopy Results

PAI 713 Rev 8

Sample Results

Lab Name: Paragon Analytics
Work Order Number: 0408168
Client Name: New World Technologies
ClientProject ID: Ravenna GA00563

Field ID: SU4-F3
Lab ID: 0408168-7

Library: FANP

Sample Matrix: SOIL
Prep SOP: PAI 739 Rev 8
Date Collected: 12-Aug-04
Date Prepared: 08-Sep-04
Date Analyzed: 15-Sep-04

Prep Batch: GS040908-3
QCBatchID: GS040908-3-1
Run ID: gs040908-3a
Count Time: 30 minutes
Report Basis: Dry Weight

Final Aliquot: 296 g
Prep Basis: Dry Weight
Moisture(%): NA
Result Units: pCi/g
File Name: 041578D08A

CASNO	Target Nuclide	Result +/- 2 s TPU	MDC	Lab Qualifier
10045-97-3	Cs-137	0.13 +/- 0.10	0.15	U,G
14683-23-9	Eu-152	0.11 +/- 0.34	0.64	U,G
15585-10-1	Eu-154	0.33 +/- 0.37	0.58	U,G
14391-16-3	Eu-155	0.09 +/- 0.18	0.31	U,G
14596-12-4	Fe-59	0.08 +/- 0.20	0.35	U,G
10043-66-0	I-131	0.2 +/- 1.2	2.1	U,G
13966-00-2	K-40	4.1 +/- 1.5	1.5	G
13966-31-9	Mn-54	0.036 +/- 0.081	0.141	U,G
13966-32-0	Na-22	0.043 +/- 0.087	0.153	U,G
14681-63-1	Nb-94	-0.018 +/- 0.069	0.134	U,G
13967-76-5	Nb-95	0.06 +/- 0.12	0.20	U,G
15100-28-4	Pa-234m	1 +/- 12	24	U,G
15092-94-1	Pb-212	1.72 +/- 0.32	0.25	G
15067-28-4	Pb-214	0.81 +/- 0.20	0.23	G,J
13967-48-1	Ru-106	-0.03 +/- 0.61	1.17	U,G

Comments:

Qualifiers/Flags:

U - Result is less than the sample specific MDC or less than the associated TPU

Y1 - Chemical Yield is in control at 100-110%. Quantitative Yield is assumed.

Y2 - Chemical Yield outside default limits.

LT - Result is less than Requested MDC, greater than sample specific MDC.

M3 - The requested MDC was not met, but the reported activity is greater than the reported MDC.

M - The requested MDC was not met.

SQ - Spectral quality prevents accurate quantitation.

SI - Nuclide identification and/or quantitation is tentative.

TI - Nuclide identification is tentative.

R - Nuclide has exceeded 8 halflives.

G - Sample density differs by more than 15% of LCS density.

Abbreviations:

TPU - Total Propagated Uncertainty (see PAI SOP 743)

MDC - Minimum Detectable Concantration (see PAI SOP 709)

BDL - Below Detection Limit

Data Package ID: *GSS0408168-1*

Gamma Spectroscopy Results

PAI 713 Rev 8

Sample Results

Lab Name: Paragon Analytics
Work Order Number: 0408168
Client Name: New World Technologies
ClientProject ID: Ravenna GA00563

Field ID: SU4-F3
Lab ID: 0408168-7

Library: FANP

Sample Matrix: SOIL
Prep SOP: PAI 739 Rev 8
Date Collected: 12-Aug-04
Date Prepared: 08-Sep-04
Date Analyzed: 15-Sep-04

Prep Batch: GS040908-3
QCBatchID: GS040908-3-1
Run ID: gs040908-3a
Count Time: 30 minutes
Report Basis: Dry Weight

Final Aliquot: 296 g
Prep Basis: Dry Weight
Moisture(%): NA
Result Units: pCi/g
File Name: 041578D08A

CASNO	Target Nuclide	Result +/- 2 s TPU	MDC	Lab Qualifier
14683-10-4	Sb-124	-0.03 +/- 0.10	0.20	U,G
14234-35-6	Sb-125	0.32 +/- 0.20	0.31	G,TI
13967-63-0	Sc-46	0.008 +/- 0.096	0.181	U,G
15623-47-9	Th-227	0.29 +/- 0.35	0.57	U,G
15065-10-8	Th-234	1.5 +/- 1.2	1.9	U,G
14913-50-9	Tl-208	0.59 +/- 0.15	0.13	G
15117-96-1	U-235	0.13 +/- 0.37	0.63	U,G
13982-39-3	Zn-65	-0.30 +/- 0.22	0.48	U,G

Comments:

Qualifiers/Flags:

U - Result is less than the sample specific MDC or less than the associated TPU

Y1 - Chemical Yield is in control at 100-110%. Quantitative Yield is assumed.

Y2 - Chemical Yield outside default limits.

LT - Result is less than Requested MDC, greater than sample specific MDC.

M3 - The requested MDC was not met, but the reported activity is greater than the reported MDC.

M - The requested MDC was not met.

SQ - Spectral quality prevents accurate quantitation.

SI - Nuclide identification and/or quantitation is tentative.

TI - Nuclide identification is tentative.

R - Nuclide has exceeded 8 halflives.

G - Sample density differs by more than 15% of LCS density.

Abbreviations:

TPU - Total Propagated Uncertainty (see PAI SOP 743)

MDC - Minimum Detectable Concentration (see PAI SOP 709)

BDL - Below Detection Limit

Data Package ID: *GSS0408168-1*

Gamma Spectroscopy Results

PAI 713 Rev 8

Sample Results

Lab Name: Paragon Analytics
Work Order Number: 0408168
Client Name: New World Technologies
ClientProject ID: Ravenna GA00563

FieldID: SU4-E0
Lab ID: 0408168-8

Library: FANP

Sample Matrix: SOIL
Prep SOP: PAI 739 Rev 8
Date Collected: 12-Aug-04
Date Prepared: 08-Sep-04
Date Analyzed: 15-Sep-04

Prep Batch: GS040908-3
QCBatchID: GS040908-3-1
Run ID: gs040908-3a
Count Time: 30 minutes
Report Basis: Dry Weight

Final Aliquot: 324 g
Prep Basis: Dry Weight
Moisture(%): NA
Result Units: pCi/g
File Name: 040346D09A

CASNO	Target Nuclide	Result +/- 2 s TPU	MDC	Lab Qualifier
14331-83-0	Ac-228	1.66 +/- 0.38	0.47	G
14391-76-5	Ag-110m	-0.010 +/- 0.063	0.120	U,G
14682-66-7	Al-26	0.003 +/- 0.072	0.144	U,G
14596-10-2	Am-241	-1.2 +/- 1.5	2.8	U,G
13966-02-4	Be-7	0.21 +/- 0.79	1.39	U,G
14913-49-6	Bi-212	1.8 +/- 1.2	1.7	G,TI
14733-03-0	Bi-214	0.61 +/- 0.23	0.29	G,J
13982-30-4	Ce-139	-0.012 +/- 0.066	0.119	U,G
14762-78-8	Ce-144	-0.16 +/- 0.43	0.78	U,G
14093-03-9	Co-56	0.04 +/- 0.17	0.31	U,G
13981-50-5	Co-57	-0.038 +/- 0.063	0.115	U,G
13981-38-9	Co-58	-0.070 +/- 0.086	0.178	U,G
10198-40-0	Co-60	-0.035 +/- 0.089	0.178	U,G
14392-02-0	Cr-51	1.0 +/- 1.1	1.7	U,G
13967-70-9	Cs-134	-0.036 +/- 0.095	0.176	U,G

Comments:

Qualifiers/Flags:

U - Result is less than the sample specific MDC or less than the associated TPU

Y1 - Chemical Yield is in control at 100-110%. Quantitative Yield is assumed.

Y2 - Chemical Yield outside default limits.

LT - Result is less than Requested MDC, greater than sample specific MDC.

M3 - The requested MDC was not met, but the reported activity is greater than the reported MDC.

M - The requested MDC was not met.

SQ - Spectral quality prevents accurate quantitation.

SI - Nuclide identification and/or quantitation is tentative.

TI - Nuclide identification is tentative.

R - Nuclide has exceeded 8 halflives.

G - Sample density differs by more than 15% of LCS density.

Abbreviations:

TPU - Total Propagated Uncertainty (see PAI SOP 743)

MDC - Minimum Detectable Concentration (see PAI SOP 709)

BDL - Below Detection Limit

Data Package ID: *GSS0408168-1*

Gamma Spectroscopy Results

PAI 713 Rev 8

Sample Results

Lab Name: Paragon Analytics
Work Order Number: 0408168
Client Name: New World Technologies
ClientProject ID: Ravenna GA00563

Field ID: SU4-E0
Lab ID: 0408168-8

Library: FANP

Sample Matrix: SOIL
Prep SOP: PAI 739 Rev 8
Date Collected: 12-Aug-04
Date Prepared: 08-Sep-04
Date Analyzed: 15-Sep-04

Prep Batch: GS040908-3
QCBatchID: GS040908-3-1
Run ID: gs040908-3a
Count Time: 30 minutes
Report Basis: Dry Weight

Final Aliquot: 324 g
Prep Basis: Dry Weight
Moisture(%): NA
Result Units: pCi/g
File Name: 040346D09A

CASNO	Target Nuclide	Result +/- 2 s TPU	MDC	Lab Qualifier
10045-97-3	Cs-137	0.130 +/- 0.075	0.103	G
14683-23-9	Eu-152	0.20 +/- 0.38	0.66	U,G
15585-10-1	Eu-154	0.30 +/- 0.39	0.63	U,G
14391-16-3	Eu-155	-0.08 +/- 0.29	0.53	U,G
14596-12-4	Fe-59	-0.12 +/- 0.20	0.42	U,G
10043-66-0	I-131	0.8 +/- 1.2	1.9	U,G
13966-00-2	K-40	2.7 +/- 1.4	1.8	G
13966-31-9	Mn-54	-0.016 +/- 0.070	0.134	U,G
13966-32-0	Na-22	-0.059 +/- 0.068	0.151	U,G
14681-63-1	Nb-94	-0.027 +/- 0.055	0.108	U,G
13967-76-5	Nb-95	-0.03 +/- 0.10	0.19	U,G
15100-28-4	Pa-234m	-2 +/- 11	22	U,G
15092-94-1	Pb-212	1.66 +/- 0.31	0.26	G
15067-28-4	Pb-214	0.65 +/- 0.18	0.24	G,J
13967-48-1	Ru-106	0.04 +/- 0.59	1.08	U,G

Comments:

Qualifiers/Flags:

U - Result is less than the sample specific MDC or less than the associated TPU

Y1 - Chemical Yield is in control at 100-110%. Quantitative Yield is assumed.

Y2 - Chemical Yield outside default limits.

LT - Result is less than Requested MDC, greater than sample specific MDC.

M3 - The requested MDC was not met, but the reported activity is greater than the reported MDC.

M - The requested MDC was not met.

SQ - Spectral quality prevents accurate quantitation.

SI - Nuclide identification and/or quantitation is tentative.

TI - Nuclide identification is tentative.

R - Nuclide has exceeded 8 halflives.

G - Sample density differs by more than 15% of LCS density.

Abbreviations:

TPU - Total Propagated Uncertainty (see PAI SOP 743)

MDC - Minimum Detectable Concentration (see PAI SOP 709)

BDL - Below Detection Limit

Data Package ID: *GSS0408168-1*

Gamma Spectroscopy Results

PAI 713 Rev 8

Sample Results

Lab Name: Paragon Analytics
Work Order Number: 0408168
Client Name: New World Technologies
ClientProject ID: Ravenna GA00563

Field ID: SU4-E0
Lab ID: 0408168-8

Library: FANP

Sample Matrix: SOIL
Prep SOP: PAI 739 Rev 8
Date Collected: 12-Aug-04
Date Prepared: 08-Sep-04
Date Analyzed: 15-Sep-04

Prep Batch: GS040908-3
QCBatchID: GS040908-3-1
Run ID: gs040908-3a
Count Time: 30 minutes
Report Basis: Dry Weight

Final Aliquot: 324 g
Prep Basis: Dry Weight
Moisture(%): NA
Result Units: pCi/g
File Name: 040346D09A

CASNO	Target Nuclide	Result +/- 2 s TPU	MDC	Lab Qualifier
14683-10-4	Sb-124	-0.046 +/- 0.096	0.182	U,G
14234-35-6	Sb-125	0.18 +/- 0.15	0.27	U,G
13967-63-0	Sc-46	0.078 +/- 0.074	0.113	U,G
15623-47-9	Th-227	-1 +/- 12	20	U,G
15065-10-8	Th-234	-0.6 +/- 1.9	3.3	U,G
14913-50-9	Tl-208	0.49 +/- 0.14	0.14	G
15117-96-1	U-235	0.08 +/- 0.42	0.73	U,G
13982-39-3	Zn-65	-0.08 +/- 0.19	0.38	U,G

Comments:

Qualifiers/Flags:

U - Result is less than the sample specific MDC or less than the associated TPU

Y1 - Chemical Yield is in control at 100-110%. Quantitative Yield is assumed.

Y2 - Chemical Yield outside default limits.

LT - Result is less than Requested MDC, greater than sample specific MDC.

M3 - The requested MDC was not met, but the reported activity is greater than the reported MDC.

M - The requested MDC was not met.

SQ - Spectral quality prevents accurate quantitation.

SI - Nuclide identification and/or quantitation is tentative.

TI - Nuclide identification is tentative.

R - Nuclide has exceeded 8 halflives.

G - Sample density differs by more than 15% of LCS density.

Abbreviations:

TPU - Total Propagated Uncertainty (see PAI SOP 743)

MDC - Minimum Detectable Concentration (see PAI SOP 709)

BDL - Below Detection Limit

Data Package ID: *GSS0408168-1*

Gamma Spectroscopy Results

PAI 713 Rev 8

Sample Results

Lab Name: Paragon Analytics
Work Order Number: 0408168
Client Name: New World Technologies
ClientProject ID: Ravenna GA00563

Field ID: SU4-C0
Lab ID: 0408168-9

Library: FANP

Sample Matrix: SOIL
Prep SOP: PAI 739 Rev 8
Date Collected: 12-Aug-04
Date Prepared: 08-Sep-04
Date Analyzed: 15-Sep-04

Prep Batch: GS040908-3
QCBatchID: GS040908-3-1
Run ID: gs040908-3a
Count Time: 30 minutes
Report Basis: Dry Weight

Final Aliquot: 292 g
Prep Basis: Dry Weight
Moisture(%): NA
Result Units: pCi/g
File Name: 042231D01A

CASNO	Target Nuclide	Result +/- 2 s TPU	MDC	Lab Qualifier
14331-83-0	Ac-228	0.74 +/- 0.43	0.56	LT,G,TI
14391-76-5	Ag-110m	-0.05 +/- 0.10	0.20	U,G
14682-66-7	Al-26	0.040 +/- 0.072	0.128	U,G
14596-10-2	Am-241	-0.03 +/- 0.75	1.34	U,G
13966-02-4	Be-7	0.2 +/- 1.1	2.0	U,G
14913-49-6	Bi-212	1.0 +/- 1.3	2.1	U,G
14733-03-0	Bi-214	1.94 +/- 0.43	0.33	G,J
13982-30-4	Ce-139	-0.027 +/- 0.076	0.137	U,G
14762-78-8	Ce-144	-0.36 +/- 0.44	0.84	U,G
14093-03-9	Co-56	0.41 +/- 0.26	0.35	G,TI
13981-50-5	Co-57	0.003 +/- 0.058	0.102	U,G
13981-38-9	Co-58	-0.05 +/- 0.11	0.22	U,G
10198-40-0	Co-60	-0.063 +/- 0.091	0.206	U,G
14392-02-0	Cr-51	0.8 +/- 1.2	2.1	U,G
13967-70-9	Cs-134	0.02 +/- 0.13	0.22	U,G

Comments:

Qualifiers/Flags:

U - Result is less than the sample specific MDC or less than the associated TPU

Y1 - Chemical Yield is in control at 100-110%. Quantitative Yield is assumed.

Y2 - Chemical Yield outside default limits.

LT - Result is less than Requested MDC, greater than sample specific MDC.

M3 - The requested MDC was not met, but the reported activity is greater than the reported MDC.

M - The requested MDC was not met.

SQ - Spectral quality prevents accurate quantitation.

SI - Nuclide identification and/or quantitation is tentative.

TI - Nuclide identification is tentative.

R - Nuclide has exceeded 8 halflives.

G - Sample density differs by more than 15% of LCS density.

Abbreviations:

TPU - Total Propagated Uncertainty (see PAI SOP 743)

MDC - Minimum Detectable Concentration (see PAI SOP 709)

BDL - Below Detection Limit

Data Package ID: *GSS0408168-1*

Gamma Spectroscopy Results

PAI 713 Rev 8

Sample Results

Lab Name: Paragon Analytics
Work Order Number: 0408168
Client Name: New World Technologies
ClientProject ID: Ravenna GA00563

Field ID: SU4-C0
Lab ID: 0408168-9

Library: FANP

Sample Matrix: SOIL
Prep SOP: PAI 739 Rev 8
Date Collected: 12-Aug-04
Date Prepared: 08-Sep-04
Date Analyzed: 15-Sep-04

Prep Batch: GS040908-3
QCBatchID: GS040908-3-1
Run ID: gs040908-3a
Count Time: 30 minutes
Report Basis: Dry Weight

Final Aliquot: 292 g
Prep Basis: Dry Weight
Moisture(%): NA
Result Units: pCi/g
File Name: 042231D01A

CASNO	Target Nuclide	Result +/- 2 s TPU	MDC	Lab Qualifier
10045-97-3	Cs-137	0.05 +/- 0.11	0.18	U,G
14683-23-9	Eu-152	0.55 +/- 0.48	0.68	U,G
15585-10-1	Eu-154	0.15 +/- 0.49	0.89	U,G
14391-16-3	Eu-155	0.15 +/- 0.26	0.43	U,G
14596-12-4	Fe-59	-0.02 +/- 0.28	0.54	U,G
10043-66-0	I-131	-0.4 +/- 1.6	3.0	U,G
13966-00-2	K-40	2.3 +/- 1.4	1.8	G,TI
13966-31-9	Mn-54	-0.04 +/- 0.11	0.21	U,G
13966-32-0	Na-22	0.013 +/- 0.085	0.165	U,G
14681-63-1	Nb-94	0.037 +/- 0.090	0.157	U,G
13967-76-5	Nb-95	0.02 +/- 0.15	0.27	U,G
15100-28-4	Pa-234m	5 +/- 15	28	U,G
15092-94-1	Pb-212	0.72 +/- 0.22	0.25	G
15067-28-4	Pb-214	2.11 +/- 0.37	0.26	G,J
13967-48-1	Ru-106	0.13 +/- 0.82	1.50	U,G

Comments:

Qualifiers/Flags:

U - Result is less than the sample specific MDC or less than the associated TPU

Y1 - Chemical Yield is in control at 100-110%. Quantitative Yield is assumed.

Y2 - Chemical Yield outside default limits.

LT - Result is less than Requested MDC, greater than sample specific MDC.

M3 - The requested MDC was not met, but the reported activity is greater than the reported MDC.

M - The requested MDC was not met.

SQ - Spectral quality prevents accurate quantitation.

SI - Nuclide identification and/or quantitation is tentative.

TI - Nuclide identification is tentative.

R - Nuclide has exceeded 8 halflives.

G - Sample density differs by more than 15% of LCS density.

Abbreviations:

TPU - Total Propagated Uncertainty (see PAI SOP 743)

MDC - Minimum Detectable Concentration (see PAI SOP 709)

BDL - Below Detection Limit

Data Package ID: *GSS0408168-1*

Gamma Spectroscopy Results

PAI 713 Rev 8

Sample Results

Lab Name: Paragon Analytics
Work Order Number: 0408168
Client Name: New World Technologies
ClientProject ID: Ravenna GA00563

Field ID: SU4-C0
Lab ID: 0408168-9

Library: FANP

Sample Matrix: SOIL
Prep SOP: PAI 739 Rev 8
Date Collected: 12-Aug-04
Date Prepared: 08-Sep-04
Date Analyzed: 15-Sep-04

Prep Batch: GS040908-3
QCBatchID: GS040908-3-1
Run ID: gs040908-3a
Count Time: 30 minutes
Report Basis: Dry Weight

Final Aliquot: 292 g
Prep Basis: Dry Weight
Moisture(%): NA
Result Units: pCi/g
File Name: 042231D01A

CASNO	Target Nuclide	Result +/- 2 s TPU	MDC	Lab Qualifier
14683-10-4	Sb-124	0.03 +/- 0.12	0.22	U,G
14234-35-6	Sb-125	0.08 +/- 0.20	0.35	U,G
13967-63-0	Sc-46	-0.03 +/- 0.11	0.21	U,G
15623-47-9	Th-227	0.14 +/- 0.76	1.28	U,G
15065-10-8	Th-234	1.8 +/- 1.6	2.5	U,G
14913-50-9	Tl-208	0.20 +/- 0.12	0.17	G
15117-96-1	U-235	-0.04 +/- 0.50	0.88	U,G
13982-39-3	Zn-65	-0.38 +/- 0.32	0.66	U,G

Comments:

Qualifiers/Flags:

U - Result is less than the sample specific MDC or less than the associated TPU

Y1 - Chemical Yield is in control at 100-110%. Quantitative Yield is assumed.

Y2 - Chemical Yield outside default limits.

LT - Result is less than Requested MDC, greater than sample specific MDC.

M3 - The requested MDC was not met, but the reported activity is greater than the reported MDC.

M - The requested MDC was not met.

SQ - Spectral quality prevents accurate quantitation.

SI - Nuclide identification and/or quantitation is tentative.

TI - Nuclide identification is tentative.

R - Nuclide has exceeded 8 hatflives.

G - Sample density differs by more than 15% of LCS density.

Abbreviations:

TPU - Total Propagated Uncertainty (see PAI SOP 743)

MDC - Minimum Detectable Concentration (see PAI SOP 709)

BDL - Below Detection Limit

Data Package ID: *GSS0408168-1*

Gamma Spectroscopy Results

PAI 713 Rev 8

Sample Results

Lab Name: Paragon Analytics
Work Order Number: 0408168
Client Name: New World Technologies
ClientProject ID: Ravenna GA00563

Field ID: SU4-F4
Lab ID: 0408168-10

Library: FANP

Sample Matrix: SOIL
Prep SOP: PAI 739 Rev 8
Date Collected: 12-Aug-04
Date Prepared: 08-Sep-04
Date Analyzed: 15-Sep-04

Prep Batch: GS040908-3
QCBatchID: GS040908-3-1
Run ID: gs040908-3a
Count Time: 30 minutes
Report Basis: Dry Weight

Final Aliquot: 306 g
Prep Basis: Dry Weight
Moisture(%): NA
Result Units: pCi/g
File Name: 041536D03A

CASNO	Target Nuclide	Result +/- 2 s TPU	MDC	Lab Qualifier
14331-83-0	Ac-228	5.30 +/- 0.71	0.37	G
14391-76-5	Ag-110m	-0.044 +/- 0.094	0.169	U,G
14682-66-7	Al-26	-0.006 +/- 0.057	0.106	U,G
14596-10-2	Am-241	-0.02 +/- 0.51	0.87	U,G
13966-02-4	Be-7	0.10 +/- 0.68	1.17	U,G
14913-49-6	Bi-212	5.2 +/- 1.4	1.6	G
14733-03-0	Bi-214	1.23 +/- 0.23	0.24	G,J
13982-30-4	Ce-139	-0.037 +/- 0.069	0.121	U,G
14762-78-8	Ce-144	0.14 +/- 0.46	0.78	U,G
14093-03-9	Co-56	0.12 +/- 0.11	0.17	U,G
13981-50-5	Co-57	-0.018 +/- 0.061	0.105	U,G
13981-38-9	Co-58	-0.064 +/- 0.079	0.147	U,G
10198-40-0	Co-60	-0.001 +/- 0.058	0.104	U,G
14392-02-0	Cr-51	0 +/- 1.1	1.9	U,G
13967-70-9	Cs-134	0.220 +/- 0.081	0.104	G,TI

Comments:

Qualifiers/Flags:

U - Result is less than the sample specific MDC or less than the associated TPU

Y1 - Chemical Yield is in control at 100-110%. Quantitative Yield is assumed.

Y2 - Chemical Yield outside default limits.

LT - Result is less than Requested MDC, greater than sample specific MDC.

M3 - The requested MDC was not met, but the reported activity is greater than the reported MDC.

M - The requested MDC was not met.

SQ - Spectral quality prevents accurate quantitation.

SI - Nuclide identification and/or quantitation is tentative.

TI - Nuclide identification is tentative.

R - Nuclide has exceeded 8 halflives.

G - Sample density differs by more than 15% of LCS density.

Abbreviations:

TPU - Total Propagated Uncertainty (see PAI SOP 743)

MDC - Minimum Detectable Concentration (see PAI SOP 709)

BDL - Below Detection Limit

Data Package ID: *GSS0408168-1*

Gamma Spectroscopy Results

PAI 713 Rev 8

Sample Results

Lab Name: Paragon Analytics
Work Order Number: 0408168
Client Name: New World Technologies
ClientProject ID: Ravenna GA00563

Field ID: SU4-F4
Lab ID: 0408168-10

Library: FANP

Sample Matrix: SOIL
Prep SOP: PAI 739 Rev 8
Date Collected: 12-Aug-04
Date Prepared: 08-Sep-04
Date Analyzed: 15-Sep-04

Prep Batch: GS040908-3
QCBatchID: GS040908-3-1
Run ID: gs040908-3a
Count Time: 30 minutes
Report Basis: Dry Weight

Final Aliquot: 306 g
Prep Basis: Dry Weight
Moisture(%): NA
Result Units: pCi/g
File Name: 041536D03A

CASNO	Target Nuclide	Result +/- 2 s TPU	MDC	Lab Qualifier
10045-97-3	Cs-137	0.184 +/- 0.075	0.102	G
14683-23-9	Eu-152	0.06 +/- 0.29	0.51	U,G
15585-10-1	Eu-154	-0.02 +/- 0.30	0.54	U,G
14391-16-3	Eu-155	0.22 +/- 0.23	0.37	U,G
14596-12-4	Fe-59	-0.19 +/- 0.18	0.35	U,G
10043-66-0	I-131	0.5 +/- 1.1	1.9	U,G
13966-00-2	K-40	6.5 +/- 1.4	1.2	G
13966-31-9	Mn-54	-0.008 +/- 0.072	0.127	U,G
13966-32-0	Na-22	-0.054 +/- 0.067	0.127	U,G
14681-63-1	Nb-94	-0.004 +/- 0.060	0.106	U,G
13967-76-5	Nb-95	0.037 +/- 0.094	0.159	U,G
15100-28-4	Pa-234m	5.2 +/- 9.3	15.7	U,G
15092-94-1	Pb-212	5.16 +/- 0.66	0.22	G
15067-28-4	Pb-214	1.47 +/- 0.24	0.22	G,J
13967-48-1	Ru-106	0.60 +/- 0.63	1.02	U,G

Comments:

Qualifiers/Flags:

U - Result is less than the sample specific MDC or less than the associated TPU

Y1 - Chemical Yield is in control at 100-110%. Quantitative Yield is assumed.

Y2 - Chemical Yield outside default limits.

LT - Result is less than Requested MDC, greater than sample specific MDC.

M3 - The requested MDC was not met, but the reported activity is greater than the reported MDC.

M - The requested MDC was not met.

SQ - Spectral quality prevents accurate quantitation.

SI - Nuclide identification and/or quantitation is tentative.

TI - Nuclide identification is tentative.

R - Nuclide has exceeded 8 halflives.

G - Sample density differs by more than 15% of LCS density.

Abbreviations:

TPU - Total Propagated Uncertainty (see PAI SOP 743)

MDC - Minimum Detectable Concentration (see PAI SOP 709)

BDL - Below Detection Limit

Data Package ID: *GSS0408168-1*

Gamma Spectroscopy Results

PAI 713 Rev 8

Sample Results

Lab Name: Paragon Analytics
Work Order Number: 0408168
Client Name: New World Technologies
ClientProject ID: Ravenna GA00563

Field ID: SU4-F4
Lab ID: 0408168-10

Library: FANP

Sample Matrix: SOIL
Prep SOP: PAI 739 Rev 8
Date Collected: 12-Aug-04
Date Prepared: 08-Sep-04
Date Analyzed: 15-Sep-04

Prep Batch: GS040908-3
QCBatchID: GS040908-3-1
Run ID: gs040908-3a
Count Time: 30 minutes
Report Basis: Dry Weight

Final Aliquot: 306 g
Prep Basis: Dry Weight
Moisture(%): NA
Result Units: pCi/g
File Name: 041536D03A

CASNO	Target Nuclide	Result +/- 2 s TPU	MDC	Lab Qualifier
14683-10-4	Sb-124	0.018 +/- 0.088	0.150	U,G
14234-35-6	Sb-125	-0.16 +/- 0.17	0.30	U,G
13967-63-0	Sc-46	-0.038 +/- 0.068	0.126	U,G
15623-47-9	Th-227	0.98 +/- 0.67	1.02	U,G
15065-10-8	Th-234	3.6 +/- 1.7	2.5	G,TI
14913-50-9	Tl-208	1.56 +/- 0.22	0.10	G
15117-96-1	U-235	-0.19 +/- 0.45	0.78	U,G
13982-39-3	Zn-65	0.18 +/- 0.24	0.40	U,G

Comments:

Qualifiers/Flags:

U - Result is less than the sample specific MDC or less than the associated TPU

Y1 - Chemical Yield is in control at 100-110%. Quantitative Yield is assumed.

Y2 - Chemical Yield outside default limits.

LT - Result is less than Requested MDC, greater than sample specific MDC.

M3 - The requested MDC was not met, but the reported activity is greater than the reported MDC.

M - The requested MDC was not met.

SQ - Spectral quality prevents accurate quantitation.

SI - Nuclide identification and/or quantitation is tentative.

TI - Nuclide identification is tentative.

R - Nuclide has exceeded 8 halflives.

G - Sample density differs by more than 15% of LCS density.

Abbreviations:

TPU - Total Propagated Uncertainty (see PAI SOP 743)

MDC - Minimum Detectable Concentration (see PAI SOP 709)

BDL - Below Detection Limit

Data Package ID: *GSS0408168-1*

Gamma Spectroscopy Results

PAI 713 Rev 8

Sample Duplicate Results

Lab Name: Paragon Analytics
Work Order Number: 0408168
Client Name: New World Technologies
ClientProject ID: Ravenna GA00563

Field ID: SU4-F4
Lab ID: 0408168-10DUP

Library: FANP

Sample Matrix: SOIL
Prep SOP: PAI 739 Rev 8
Date Collected: 12-Aug-04
Date Prepared: 08-Sep-04
Date Analyzed: 16-Sep-04

Prep Batch: GS040908-3
QCBatchID: GS040908-3-1
Run ID: gs040908-3a
Count Time: 30 minutes
Report Basis: Dry Weight

Final Aliquot: 306 g
Prep Basis: Dry Weight
Moisture(%): NA
Result Units: pCi/g
File Name: 041591D02A

CASNO	Target Nuclide	Result +/- 2 s TPU	MDC	Lab Qualifier
14331-83-0	Ac-228	5.25 +/- 0.81	0.57	G
14391-76-5	Ag-110m	-0.064 +/- 0.095	0.184	U,G
14682-66-7	Al-26	-0.035 +/- 0.086	0.183	U,G
14596-10-2	Am-241	0.21 +/- 0.80	1.36	U,G
13966-02-4	Be-7	-0.46 +/- 0.99	1.87	U,G
14913-49-6	Bi-212	7.4 +/- 2.3	2.6	G
14733-03-0	Bi-214	1.27 +/- 0.31	0.32	G,J
13982-30-4	Ce-139	-0.013 +/- 0.073	0.129	U,G
14762-78-8	Ce-144	-0.27 +/- 0.51	0.92	U,G
14093-03-9	Co-56	0.21 +/- 0.18	0.27	U,G
13981-50-5	Co-57	-0.034 +/- 0.063	0.114	U,G
13981-38-9	Co-58	0.02 +/- 0.10	0.19	U,G
10198-40-0	Co-60	-0.093 +/- 0.085	0.189	U,G

Comments:

Qualifiers/Flags:

U - Result is less than the sample specific MDC or less than the associated TPU.
Y1 - Chemical Yield is in control at 100-110%. Quantitative yield is assumed.
Y2 - Chemical Yield outside default limits.
LT - Result is less than Requested MDC, greater than sample specific MDC.
M - The requested MDC was not met.
M3 - The requested MDC was not met, but thereported activity is greater than the reported MDC.
W - DER is greater than Warning Limit of 1.42
D - DER is greater than Control Limit of 2.13
SQ - Spectral quality prevents accurate quantitation.
SI - Nuclide identification and/or quantitation is tentative.
TI - Nuclide identification is tentative.
R - Nuclide has exceeded 8 halflives.
G - Sample density differs by more than 15% of LCS density.

Abbreviations:

TPU - Total Propagated Uncertainty (see PAI SOP 743)
MDC - Minimum Detectable Concentration (see PAI SOP 709)
BDL - Below Detection Limit

Data Package ID: *GSS0408168-1*

Gamma Spectroscopy Results

PAI 713 Rev 8

Sample Duplicate Results

Lab Name: Paragon Analytics
Work Order Number: 0408168
Client Name: New World Technologies
ClientProject ID: Ravenna GA00563

Field ID: SU4-F4
Lab ID: 0408168-10DUP

Library: FANP

Sample Matrix: SOIL
Prep SOP: PAI 739 Rev 8
Date Collected: 12-Aug-04
Date Prepared: 08-Sep-04
Date Analyzed: 16-Sep-04

Prep Batch: GS040908-3
QCBatchID: GS040908-3-1
Run ID: gs040908-3a
Count Time: 30 minutes
Report Basis: Dry Weight

Final Aliquot: 306 g
Prep Basis: Dry Weight
Moisture(%): NA
Result Units: pCi/g
File Name: 041591D02A

CASNO	Target Nuclide	Result +/- 2 s TPU	MDC	Lab Qualifier
14392-02-0	Cr-51	0.4 +/- 1.5	2.5	U,G
13967-70-9	Cs-134	0.012 +/- 0.069	0.156	U,W,G
10045-97-3	Cs-137	0.13 +/- 0.11	0.17	U,G
14683-23-9	Eu-152	-0.25 +/- 0.37	0.81	U,G
15585-10-1	Eu-154	0.23 +/- 0.37	0.63	U,G
14391-16-3	Eu-155	0.14 +/- 0.28	0.48	U,G
14596-12-4	Fe-59	-0.05 +/- 0.22	0.44	U,G
10043-66-0	I-131	0.3 +/- 1.6	2.8	U,G
13966-00-2	K-40	5.8 +/- 1.8	1.6	G
13966-31-9	Mn-54	-0.035 +/- 0.094	0.179	U,G
13966-32-0	Na-22	0 +/- 0.066	0.131	U,G
14681-63-1	Nb-94	0.048 +/- 0.086	0.146	U,G
13967-76-5	Nb-95	0.01 +/- 0.13	0.23	U,G

Comments:

Qualifiers/Flags:

U - Result is less than the sample specific MDC or less than the associated TPU.
Y1 - Chemical Yield is in control at 100-110%. Quantitative yield is assumed.
Y2 - Chemical Yield outside default limits.
LT - Result is less than Requested MDC, greater than sample specific MDC.
M - The requested MDC was not met.
M3 - The requested MDC was not met, but thereported activity is greater than the reported MDC.
W - DER is greater than Warning Limit of 1.42
D - DER is greater than Control Limit of 2.13
SQ - Spectral quality prevents accurate quantitation.
SI - Nuclide identification and/or quantitation is tentative.
TI - Nuclide identification is tentative.
R - Nuclide has exceeded 8 halflives.
G - Sample density differs by more than 15% of LCS density.

Abbreviations:

TPU - Total Propagated Uncertainty (see PAI SOP 743)
MDC - Minimum Detectable Concentration (see PAI SOP 709)
BDL - Below Detection Limit

Data Package ID: *GSS0408168-1*

Gamma Spectroscopy Results

PAI 713 Rev 8

Sample Duplicate Results

Lab Name: Paragon Analytics
Work Order Number: 0408168
Client Name: New World Technologies
ClientProject ID: Ravenna GA00563

Field ID: SU4-F4
Lab ID: 0408168-10DUP

Library: FANP

Sample Matrix: SOIL
Prep SOP: PAI 739 Rev 8
Date Collected: 12-Aug-04
Date Prepared: 08-Sep-04
Date Analyzed: 16-Sep-04

Prep Batch: GS040908-3
QCBatchID: GS040908-3-1
Run ID: gs040908-3a
Count Time: 30 minutes
Report Basis: Dry Weight

Final Aliquot: 306 g
Prep Basis: Dry Weight
Moisture(%): NA
Result Units: pCi/g
File Name: 041591D02A

CASNO	Target Nuclide	Result +/- 2 s TPU	MDC	Lab Qualifier
15100-28-4	Pa-234m	-5 +/- 11	23	U,G
15092-94-1	Pb-212	5.78 +/- 0.78	0.25	G
15067-28-4	Pb-214	1.40 +/- 0.28	0.29	G,J
13967-48-1	Ru-106	-0.31 +/- 0.78	1.49	U,G
14683-10-4	Sb-124	0.05 +/- 0.12	0.20	U,G
14234-35-6	Sb-125	0.08 +/- 0.23	0.42	U,G
13967-63-0	Sc-46	0.02 +/- 0.10	0.18	U,G
15623-47-9	Th-227	6 +/- 15	24	U,G
15065-10-8	Th-234	4.7 +/- 2.3	3.5	G,TI
14913-50-9	Tl-208	1.55 +/- 0.26	0.15	G
15117-96-1	U-235	-0.15 +/- 0.46	0.82	U,G
13982-39-3	Zn-65	0.12 +/- 0.37	0.63	U,G

Comments:

Qualifiers/Flags:

U - Result is less than the sample specific MDC or less than the associated TPU.
Y1 - Chemical Yield is in control at 100-110%. Quantitative yield is assumed.
Y2 - Chemical Yield outside default limits.
LT - Result is less than Requested MDC, greater than sample specific MDC.
M - The requested MDC was not met.
M3 - The requested MDC was not met, but thereported activity is greater than the reported MDC.
W - DER is greater than Warning Limit of 1.42
D - DER is greater than Control Limit of 2.13
SQ - Spectral quality prevents accurate quantitation.
SI - Nuclide identification and/or quantitation is tentative.
TI - Nuclide identification is tentative.
R - Nuclide has exceeded 8 halflives.
G - Sample density differs by more than 15% of LCS density.

Abbreviations:

TPU - Total Propagated Uncertainty (see PAI SOP 743)
MDC - Minimum Detectable Concentration (see PAI SOP 709)
BDL - Below Detection Limit

Data Package ID: *GSS0408168-1*

Gamma Spectroscopy Results

PAI 713 Rev 8

Sample Results

Lab Name: Paragon Analytics
Work Order Number: 0408168
Client Name: New World Technologies
ClientProject ID: Ravenna GA00563

Field ID: SU4-D0
Lab ID: 0408168-11

Library: FANP

Sample Matrix: SOIL
Prep SOP: PAI 739 Rev 8
Date Collected: 12-Aug-04
Date Prepared: 08-Sep-04
Date Analyzed: 15-Sep-04

Prep Batch: GS040908-3
QCBatchID: GS040908-3-1
Run ID: gs040908-3a
Count Time: 30 minutes
Report Basis: Dry Weight

Final Aliquot: 277 g
Prep Basis: Dry Weight
Moisture(%): NA
Result Units: pCi/g
File Name: 041790D04A

CASNO	Target Nuclide	Result +/- 2 s TPU	MDC	Lab Qualifier
14331-83-0	Ac-228	1.85 +/- 0.43	0.51	G
14391-76-5	Ag-110m	-0.01 +/- 0.13	0.24	U,G
14682-66-7	Al-26	0.026 +/- 0.071	0.134	U,G
14596-10-2	Am-241	0.03 +/- 0.44	0.79	U,G
13966-02-4	Be-7	0.13 +/- 0.89	1.60	U,G
14913-49-6	Bi-212	2.1 +/- 1.3	1.8	G,TI
14733-03-0	Bi-214	1.37 +/- 0.33	0.30	G,J
13982-30-4	Ce-139	0.006 +/- 0.064	0.112	U,G
14762-78-8	Ce-144	-0.02 +/- 0.39	0.70	U,G
14093-03-9	Co-56	-0.03 +/- 0.16	0.32	U,G
13981-50-5	Co-57	0.005 +/- 0.050	0.089	U,G
13981-38-9	Co-58	-0.018 +/- 0.098	0.191	U,G
10198-40-0	Co-60	0.005 +/- 0.091	0.173	U,G
14392-02-0	Cr-51	-0.2 +/- 1.3	2.4	U,G
13967-70-9	Cs-134	0.074 +/- 0.071	0.138	U,G

Comments:

Qualifiers/Flags:

U - Result is less than the sample specific MDC or less than the associated TPU

Y1 - Chemical Yield is in control at 100-110%. Quantitative Yield is assumed.

Y2 - Chemical Yield outside default limits.

LT - Result is less than Requested MDC, greater than sample specific MDC.

M3 - The requested MDC was not met, but the reported activity is greater than the reported MDC.

M - The requested MDC was not met.

SQ - Spectral quality prevents accurate quantitation.

SI - Nuclide identification and/or quantitation is tentative.

TI - Nuclide identification is tentative.

R - Nuclide has exceeded 8 halflives.

G - Sample density differs by more than 15% of LCS density.

Abbreviations:

TPU - Total Propagated Uncertainty (see PAI SOP 743)

MDC - Minimum Detectable Concentration (see PAI SOP 709)

BDL - Below Detection Limit

Data Package ID: *GSS0408168-1*

Gamma Spectroscopy Results

PAI 713 Rev 8

Sample Results

Lab Name: Paragon Analytics
Work Order Number: 0408168
Client Name: New World Technologies
ClientProject ID: Ravenna GA00563

Field ID: SU4-D0
Lab ID: 0408168-11

Library: FANP

Sample Matrix: SOIL
Prep SOP: PAI 739 Rev 8
Date Collected: 12-Aug-04
Date Prepared: 08-Sep-04
Date Analyzed: 15-Sep-04

Prep Batch: GS040908-3
QCBatchID: GS040908-3-1
Run ID: gs040908-3a
Count Time: 30 minutes
Report Basis: Dry Weight

Final Aliquot: 277 g
Prep Basis: Dry Weight
Moisture(%): NA
Result Units: pCi/g
File Name: 041790D04A

CASNO	Target Nuclide	Result +/- 2 s TPU	MDC	Lab Qualifier
10045-97-3	Cs-137	0.45 +/- 0.15	0.17	G
14683-23-9	Eu-152	0.10 +/- 0.36	0.67	U,G
15585-10-1	Eu-154	-0.16 +/- 0.38	0.80	U,G
14391-16-3	Eu-155	-0.01 +/- 0.23	0.41	U,G
14596-12-4	Fe-59	0.29 +/- 0.23	0.32	U,G
10043-66-0	I-131	-0.1 +/- 1.3	2.3	U,G
13966-00-2	K-40	3.8 +/- 1.6	1.9	G
13966-31-9	Mn-54	-0.049 +/- 0.088	0.175	U,G
13966-32-0	Na-22	-0.018 +/- 0.088	0.176	U,G
14681-63-1	Nb-94	0.007 +/- 0.072	0.133	U,G
13967-76-5	Nb-95	0.01 +/- 0.12	0.22	U,G
15100-28-4	Pa-234m	1 +/- 12	23	U,G
15092-94-1	Pb-212	2.11 +/- 0.36	0.22	G
15067-28-4	Pb-214	1.51 +/- 0.30	0.33	G,J
13967-48-1	Ru-106	-0.02 +/- 0.76	1.40	U,G

Comments:

Qualifiers/Flags:

U - Result is less than the sample specific MDC or less than the associated TPU

Y1 - Chemical Yield is in control at 100-110%. Quantitative Yield is assumed.

Y2 - Chemical Yield outside default limits.

LT - Result is less than Requested MDC, greater than sample specific MDC.

M3 - The requested MDC was not met, but the reported activity is greater than the reported MDC.

M - The requested MDC was not met.

SQ - Spectral quality prevents accurate quantitation.

SI - Nuclide identification and/or quantitation is tentative.

TI - Nuclide identification is tentative.

R - Nuclide has exceeded 8 halflives.

G - Sample density differs by more than 15% of LCS density.

Abbreviations:

TPU - Total Propagated Uncertainty (see PAI SOP 743)

MDC - Minimum Detectable Concentration (see PAI SOP 709)

BDL - Below Detection Limit

Data Package ID: *GSS0408168-1*

Gamma Spectroscopy Results

PAI 713 Rev 8

Sample Results

Lab Name: Paragon Analytics
Work Order Number: 0408168
Client Name: New World Technologies
ClientProject ID: Ravenna GA00563

Field ID: SU4-D0
Lab ID: 0408168-11

Library: FANP

Sample Matrix: SOIL
Prep SOP: PAI 739 Rev 8
Date Collected: 12-Aug-04
Date Prepared: 08-Sep-04
Date Analyzed: 15-Sep-04

Prep Batch: GS040908-3
QCBatchID: GS040908-3-1
Run ID: gs040908-3a
Count Time: 30 minutes
Report Basis: Dry Weight

Final Aliquot: 277 g
Prep Basis: Dry Weight
Moisture(%): NA
Result Units: pCi/g
File Name: 041790D04A

CASNO	Target Nuclide	Result +/- 2 s TPU	MDC	Lab Qualifier
14683-10-4	Sb-124	-0.05 +/- 0.12	0.22	U,G
14234-35-6	Sb-125	0.06 +/- 0.19	0.36	U,G
13967-63-0	Sc-46	-0.001 +/- 0.091	0.175	U,G
15623-47-9	Th-227	0.14 +/- 0.40	0.68	U,G
15065-10-8	Th-234	2.4 +/- 1.7	2.6	U,G
14913-50-9	Tl-208	0.63 +/- 0.17	0.17	G
15117-96-1	U-235	0.33 +/- 0.38	0.62	U,G
13982-39-3	Zn-65	-0.48 +/- 0.24	0.53	U,G

Comments:

Qualifiers/Flags:

U - Result is less than the sample specific MDC or less than the associated TPU

Y1 - Chemical Yield is in control at 100-110%. Quantitative Yield is assumed.

Y2 - Chemical Yield outside default limits.

LT - Result is less than Requested MDC, greater than sample specific MDC.

M3 - The requested MDC was not met, but the reported activity is greater than the reported MDC.

M - The requested MDC was not met.

SQ - Spectral quality prevents accurate quantitation.

SI - Nuclide identification and/or quantitation is tentative.

TI - Nuclide identification is tentative.

R - Nuclide has exceeded 8 halflives.

G - Sample density differs by more than 15% of LCS density.

Abbreviations:

TPU - Total Propagated Uncertainty (see PAI SOP 743)

MDC - Minimum Detectable Concentration (see PAI SOP 709)

BDL - Below Detection Limit

Data Package ID: *GSS0408168-1*

Gamma Spectroscopy Results

PAI 713 Rev 8

Sample Results

Lab Name: Paragon Analytics
Work Order Number: 0408168
Client Name: New World Technologies
ClientProject ID: Ravenna GA00563

Field ID: SU4-G0
Lab ID: 0408168-12

Library: FANP

Sample Matrix: SOIL
Prep SOP: PAI 739 Rev 8
Date Collected: 12-Aug-04
Date Prepared: 08-Sep-04
Date Analyzed: 15-Sep-04

Prep Batch: GS040908-3
QCBatchID: GS040908-3-1
Run ID: gs040908-3a
Count Time: 30 minutes
Report Basis: Dry Weight

Final Aliquot: 294 g
Prep Basis: Dry Weight
Moisture(%): NA
Result Units: pCi/g
File Name: 041610D07A

CASNO	Target Nuclide	Result +/- 2 s TPU	MDC	Lab Qualifier
14331-83-0	Ac-228	0.26 +/- 0.36	0.59	U,G
14391-76-5	Ag-110m	0.024 +/- 0.069	0.126	U,G
14682-66-7	Al-26	0.014 +/- 0.061	0.132	U,G
14596-10-2	Am-241	0.08 +/- 0.11	0.18	U,G
13966-02-4	Be-7	0 +/- 0.81	1.53	U,G
14913-49-6	Bi-212	0.13 +/- 0.98	1.88	U,G
14733-03-0	Bi-214	0.26 +/- 0.19	0.28	U,G,J
13982-30-4	Ce-139	-0.010 +/- 0.046	0.088	U,G
14762-78-8	Ce-144	-0.26 +/- 0.35	0.67	U,G
14093-03-9	Co-56	0.02 +/- 0.18	0.36	U,G
13981-50-5	Co-57	0.056 +/- 0.039	0.058	U,G
13981-38-9	Co-58	0.01 +/- 0.11	0.21	U,G
10198-40-0	Co-60	0 +/- 0.072	0.153	U,G
14392-02-0	Cr-51	-0.8 +/- 1.1	2.3	U,G
13967-70-9	Cs-134	0.013 +/- 0.075	0.138	U,G

Comments:

Qualifiers/Flags:

U - Result is less than the sample specific MDC or less than the associated TPU

Y1 - Chemical Yield is in control at 100-110%. Quantitative Yield is assumed.

Y2 - Chemical Yield outside default limits.

LT - Result is less than Requested MDC, greater than sample specific MDC.

M3 - The requested MDC was not met, but the reported activity is greater than the reported MDC.

M - The requested MDC was not met.

SQ - Spectral quality prevents accurate quantitation.

SI - Nuclide identification and/or quantitation is tentative.

TI - Nuclide identification is tentative.

R - Nuclide has exceeded 8 halflives.

G - Sample density differs by more than 15% of LCS density.

Abbreviations:

TPU - Total Propagated Uncertainty (see PAI SOP 743)

MDC - Minimum Detectable Concentration (see PAI SOP 709)

BDL - Below Detection Limit

Data Package ID: *GSS0408168-1*

Gamma Spectroscopy Results

PAI 713 Rev 8

Sample Results

Lab Name: Paragon Analytics
Work Order Number: 0408168
Client Name: New World Technologies
ClientProject ID: Ravenna GA00563

Field ID: SU4-G0
Lab ID: 0408168-12

Library: FANP

Sample Matrix: SOIL
Prep SOP: PAI 739 Rev 8
Date Collected: 12-Aug-04
Date Prepared: 08-Sep-04
Date Analyzed: 15-Sep-04

Prep Batch: GS040908-3
QCBatchID: GS040908-3-1
Run ID: gs040908-3a
Count Time: 30 minutes
Report Basis: Dry Weight

Final Aliquot: 294 g
Prep Basis: Dry Weight
Moisture(%): NA
Result Units: pCi/g
File Name: 041610D07A

CASNO	Target Nuclide	Result +/- 2 s TPU	MDC	Lab Qualifier
10045-97-3	Cs-137	0.055 +/- 0.086	0.144	U,G
14683-23-9	Eu-152	0 +/- 0.31	0.68	U,G
15585-10-1	Eu-154	0.22 +/- 0.47	0.83	U,G
14391-16-3	Eu-155	-0.02 +/- 0.15	0.27	U,G
14596-12-4	Fe-59	-0.10 +/- 0.32	0.64	U,G
10043-66-0	I-131	-0.2 +/- 1.0	2.0	U,G
13966-00-2	K-40	5.2 +/- 1.9	1.6	G
13966-31-9	Mn-54	0.058 +/- 0.066	0.102	U,G
13966-32-0	Na-22	0 +/- 0.079	0.163	U,G
14681-63-1	Nb-94	0.048 +/- 0.087	0.149	U,G
13967-76-5	Nb-95	-0.04 +/- 0.11	0.23	U,G
15100-28-4	Pa-234m	5 +/- 14	25	U,G
15092-94-1	Pb-212	0.46 +/- 0.17	0.21	G
15067-28-4	Pb-214	0.38 +/- 0.24	0.36	G,J
13967-48-1	Ru-106	-0.21 +/- 0.73	1.45	U,G

Comments:

Qualifiers/Flags:

U - Result is less than the sample specific MDC or less than the associated TPU

Y1 - Chemical Yield is in control at 100-110%. Quantitative Yield is assumed.

Y2 - Chemical Yield outside default limits.

LT - Result is less than Requested MDC, greater than sample specific MDC.

M3 - The requested MDC was not met, but the reported activity is greater than the reported MDC.

M - The requested MDC was not met.

SQ - Spectral quality prevents accurate quantitation.

SI - Nuclide identification and/or quantitation is tentative.

TI - Nuclide identification is tentative.

R - Nuclide has exceeded 8 halflives.

G - Sample density differs by more than 15% of LCS density.

Abbreviations:

TPU - Total Propagated Uncertainty (see PAI SOP 743)

MDC - Minimum Detectable Concentration (see PAI SOP 709)

BDL - Below Detection Limit

Data Package ID: *GSS0408168-1*

Gamma Spectroscopy Results

PAI 713 Rev 8

Sample Results

Lab Name: Paragon Analytics
Work Order Number: 0408168
Client Name: New World Technologies
ClientProject ID: Ravenna GA00563

Field ID: SU4-G0
Lab ID: 0408168-12

Library: FANP

Sample Matrix: SOIL
Prep SOP: PAI 739 Rev 8
Date Collected: 12-Aug-04
Date Prepared: 08-Sep-04
Date Analyzed: 15-Sep-04

Prep Batch: GS040908-3
QCBatchID: GS040908-3-1
Run ID: gs040908-3a
Count Time: 30 minutes
Report Basis: Dry Weight

Final Aliquot: 294 g
Prep Basis: Dry Weight
Moisture(%): NA
Result Units: pCi/g
File Name: 041610D07A

CASNO	Target Nuclide	Result +/- 2 s TPU	MDC	Lab Qualifier
14683-10-4	Sb-124	-0.04 +/- 0.10	0.21	U,G
14234-35-6	Sb-125	0.12 +/- 0.17	0.28	U,G
13967-63-0	Sc-46	0.012 +/- 0.085	0.165	U,G
15623-47-9	Th-227	0.19 +/- 0.48	0.79	U,G
15065-10-8	Th-234	-0.22 +/- 0.73	1.33	U,G
14913-50-9	Tl-208	0.14 +/- 0.11	0.17	U,G
15117-96-1	U-235	0.27 +/- 0.34	0.56	U,G
13982-39-3	Zn-65	-0.15 +/- 0.22	0.47	U,G

Comments:

Qualifiers/Flags:

U - Result is less than the sample specific MDC or less than the associated TPU

Y1 - Chemical Yield is in control at 100-110%. Quantitative Yield is assumed.

Y2 - Chemical Yield outside default limits.

LT - Result is less than Requested MDC, greater than sample specific MDC.

M3 - The requested MDC was not met, but the reported activity is greater than the reported MDC.

M - The requested MDC was not met.

SQ - Spectral quality prevents accurate quantitation.

SI - Nuclide identification and/or quantitation is tentative.

TI - Nuclide identification is tentative.

R - Nuclide has exceeded 8 halflives.

G - Sample density differs by more than 15% of LCS density.

Abbreviations:

TPU - Total Propagated Uncertainty (see PAI SOP 743)

MDC - Minimum Detectable Concentration (see PAI SOP 709)

BDL - Below Detection Limit

Data Package ID: *GSS0408168-1*

Gamma Spectroscopy Results

PAI 713 Rev 8

Sample Results

Lab Name: Paragon Analytics
Work Order Number: 0408168
Client Name: New World Technologies
ClientProject ID: Ravenna GA00563

Field ID: SU3-C2
Lab ID: 0408168-13

Library: FANP

Sample Matrix: SOIL
Prep SOP: PAI 739 Rev 8
Date Collected: 11-Aug-04
Date Prepared: 08-Sep-04
Date Analyzed: 15-Sep-04

Prep Batch: GS040908-3
QCBatchID: GS040908-3-1
Run ID: gs040908-3a
Count Time: 30 minutes
Report Basis: Dry Weight

Final Aliquot: 300 g
Prep Basis: Dry Weight
Moisture(%): NA
Result Units: pCi/g
File Name: 041579D08A

CASNO	Target Nuclide	Result +/- 2 s TPU	MDC	Lab Qualifier
14331-83-0	Ac-228	0.66 +/- 0.34	0.62	LT,G
14391-76-5	Ag-110m	0.032 +/- 0.095	0.158	U,G
14682-66-7	Al-26	0.062 +/- 0.056	0.033	G,TI
14596-10-2	Am-241	-0.07 +/- 0.11	0.21	U,G
13966-02-4	Be-7	0.19 +/- 0.67	1.21	U,G
14913-49-6	Bi-212	0.4 +/- 1.1	2.0	U,G
14733-03-0	Bi-214	0.59 +/- 0.20	0.25	G,J
13982-30-4	Ce-139	0.024 +/- 0.057	0.098	U,G
14762-78-8	Ce-144	0.03 +/- 0.26	0.47	U,G
14093-03-9	Co-56	0.18 +/- 0.17	0.25	U,G
13981-50-5	Co-57	-0.005 +/- 0.028	0.054	U,G
13981-38-9	Co-58	-0.018 +/- 0.098	0.191	U,G
10198-40-0	Co-60	0.046 +/- 0.072	0.123	U,G
14392-02-0	Cr-51	-0.6 +/- 1.2	2.3	U,G
13967-70-9	Cs-134	-0.012 +/- 0.069	0.132	U,G

Comments:

Qualifiers/Flags:

U - Result is less than the sample specific MDC or less than the associated TPU

Y1 - Chemical Yield is in control at 100-110%. Quantitative Yield is assumed.

Y2 - Chemical Yield outside default limits.

LT - Result is less than Requested MDC, greater than sample specific MDC.

M3 - The requested MDC was not met, but the reported activity is greater than the reported MDC.

M - The requested MDC was not met.

SQ - Spectral quality prevents accurate quantitation.

SI - Nuclide identification and/or quantitation is tentative.

TI - Nuclide identification is tentative.

R - Nuclide has exceeded 8 halflives.

G - Sample density differs by more than 15% of LCS density.

Abbreviations:

TPU - Total Propagated Uncertainty (see PAI SOP 743)

MDC - Minimum Detectable Concentration (see PAI SOP 709)

BDL - Below Detection Limit

Data Package ID: *GSS0408168-1*

Gamma Spectroscopy Results

PAI 713 Rev 8

Sample Results

Lab Name: Paragon Analytics
Work Order Number: 0408168
Client Name: New World Technologies
ClientProject ID: Ravenna GA00563

Field ID: SU3-C2
Lab ID: 0408168-13

Library: FANP

Sample Matrix: SOIL
Prep SOP: PAI 739 Rev 8
Date Collected: 11-Aug-04
Date Prepared: 08-Sep-04
Date Analyzed: 15-Sep-04

Prep Batch: GS040908-3
QCBatchID: GS040908-3-1
Run ID: gs040908-3a
Count Time: 30 minutes
Report Basis: Dry Weight

Final Aliquot: 300 g
Prep Basis: Dry Weight
Moisture(%): NA
Result Units: pCi/g
File Name: 041579D08A

CASNO	Target Nuclide	Result +/- 2 s TPU	MDC	Lab Qualifier
10045-97-3	Cs-137	0.132 +/- 0.084	0.116	G
14683-23-9	Eu-152	0.43 +/- 0.33	0.38	G,TI
15585-10-1	Eu-154	-0.34 +/- 0.33	0.79	U,G
14391-16-3	Eu-155	0.12 +/- 0.13	0.21	U,G
14596-12-4	Fe-59	-0.05 +/- 0.25	0.49	U,G
10043-66-0	I-131	-0.3 +/- 1.1	2.2	U,G
13966-00-2	K-40	4.7 +/- 1.6	1.5	G
13966-31-9	Mn-54	0 +/- 0.091	0.169	U,G
13966-32-0	Na-22	-0.076 +/- 0.079	0.182	U,G
14681-63-1	Nb-94	-0.024 +/- 0.073	0.142	U,G
13967-76-5	Nb-95	-0.03 +/- 0.12	0.22	U,G
15100-28-4	Pa-234m	15 +/- 12	16	U,G
15092-94-1	Pb-212	0.65 +/- 0.18	0.20	G
15067-28-4	Pb-214	0.38 +/- 0.17	0.28	G,J
13967-48-1	Ru-106	-0.41 +/- 0.69	1.39	U,G

Comments:

Qualifiers/Flags:

U - Result is less than the sample specific MDC or less than the associated TPU

Y1 - Chemical Yield is in control at 100-110%. Quantitative Yield is assumed.

Y2 - Chemical Yield outside default limits.

LT - Result is less than Requested MDC, greater than sample specific MDC.

M3 - The requested MDC was not met, but the reported activity is greater than the reported MDC.

M - The requested MDC was not met.

SQ - Spectral quality prevents accurate quantitation.

SI - Nuclide identification and/or quantitation is tentative.

TI - Nuclide identification is tentative.

R - Nuclide has exceeded 8 halflives.

G - Sample density differs by more than 15% of LCS density.

Abbreviations:

TPU - Total Propagated Uncertainty (see PAI SOP 743)

MDC - Minimum Detectable Concentration (see PAI SOP 709)

BDL - Below Detection Limit

Data Package ID: *GSS0408168-1*

Gamma Spectroscopy Results

PAI 713 Rev 8

Sample Results

Lab Name: Paragon Analytics
Work Order Number: 0408168
Client Name: New World Technologies
ClientProject ID: Ravenna GA00563

Field ID: SU3-C2
Lab ID: 0408168-13

Library: FANP

Sample Matrix: SOIL
Prep SOP: PAI 739 Rev 8
Date Collected: 11-Aug-04
Date Prepared: 08-Sep-04
Date Analyzed: 15-Sep-04

Prep Batch: GS040908-3
QCBatchID: GS040908-3-1
Run ID: gs040908-3a
Count Time: 30 minutes
Report Basis: Dry Weight

Final Aliquot: 300 g
Prep Basis: Dry Weight
Moisture(%): NA
Result Units: pCi/g
File Name: 041579D08A

CASNO	Target Nuclide	Result +/- 2 s TPU	MDC	Lab Qualifier
14683-10-4	Sb-124	0.032 +/- 0.099	0.176	U,G
14234-35-6	Sb-125	-0.04 +/- 0.16	0.31	U,G
13967-63-0	Sc-46	-0.090 +/- 0.098	0.212	U,G
15623-47-9	Th-227	0.22 +/- 0.31	0.52	U,G
15065-10-8	Th-234	0.54 +/- 0.74	1.22	U,G
14913-50-9	Tl-208	0.24 +/- 0.11	0.13	G
15117-96-1	U-235	0.18 +/- 0.31	0.53	U,G
13982-39-3	Zn-65	0.23 +/- 0.28	0.45	U,G

Comments:

Qualifiers/Flags:

U - Result is less than the sample specific MDC or less than the associated TPU

Y1 - Chemical Yield is in control at 100-110%. Quantitative Yield is assumed.

Y2 - Chemical Yield outside default limits.

LT - Result is less than Requested MDC, greater than sample specific MDC.

M3 - The requested MDC was not met, but the reported activity is greater than the reported MDC.

M - The requested MDC was not met.

SQ - Spectral quality prevents accurate quantitation.

SI - Nuclide identification and/or quantitation is tentative.

TI - Nuclide identification is tentative.

R - Nuclide has exceeded 8 halflives.

G - Sample density differs by more than 15% of LCS density.

Abbreviations:

TPU - Total Propagated Uncertainty (see PAI SOP 743)

MDC - Minimum Detectable Concentration (see PAI SOP 709)

BDL - Below Detection Limit

Data Package ID: *GSS0408168-1*

Gamma Spectroscopy Results

PAI 713 Rev 8

Sample Results

Lab Name: Paragon Analytics
Work Order Number: 0408168
Client Name: New World Technologies
ClientProject ID: Ravenna GA00563

Field ID: SU3-D2
Lab ID: 0408168-14

Library: FANP

Sample Matrix: SOIL
Prep SOP: PAI 739 Rev 8
Date Collected: 11-Aug-04
Date Prepared: 08-Sep-04
Date Analyzed: 15-Sep-04

Prep Batch: GS040908-3
QCBatchID: GS040908-3-1
Run ID: gs040908-3a
Count Time: 30 minutes
Report Basis: Dry Weight

Final Aliquot: 322 g
Prep Basis: Dry Weight
Moisture(%): NA
Result Units: pCi/g
File Name: 040347D09A

CASNO	Target Nuclide	Result +/- 2 s TPU	MDC	Lab Qualifier
14331-83-0	Ac-228	0.42 +/- 0.24	0.45	U,G
14391-76-5	Ag-110m	-0.010 +/- 0.060	0.114	U,G
14682-66-7	Al-26	0.013 +/- 0.076	0.145	U,G
14596-10-2	Am-241	-0.9 +/- 1.4	2.6	U,G
13966-02-4	Be-7	0.12 +/- 0.68	1.22	U,G
14913-49-6	Bi-212	0.82 +/- 0.94	1.52	U,G
14733-03-0	Bi-214	0.21 +/- 0.12	0.17	G,J
13982-30-4	Ce-139	0 +/- 0.050	0.091	U,G
14762-78-8	Ce-144	0.02 +/- 0.35	0.63	U,G
14093-03-9	Co-56	0.10 +/- 0.15	0.26	U,G
13981-50-5	Co-57	0.010 +/- 0.048	0.084	U,G
13981-38-9	Co-58	-0.040 +/- 0.079	0.160	U,G
10198-40-0	Co-60	0.090 +/- 0.069	0.092	U,G
14392-02-0	Cr-51	0 +/- 0.90	1.65	U,G
13967-70-9	Cs-134	-0.020 +/- 0.059	0.113	U,G

Comments:

Qualifiers/Flags:

U - Result is less than the sample specific MDC or less than the associated TPU

Y1 - Chemical Yield is in control at 100-110%. Quantitative Yield is assumed.

Y2 - Chemical Yield outside default limits.

LT - Result is less than Requested MDC, greater than sample specific MDC.

M3 - The requested MDC was not met, but the reported activity is greater than the reported MDC.

M - The requested MDC was not met.

SQ - Spectral quality prevents accurate quantitation.

SI - Nuclide identification and/or quantitation is tentative.

TI - Nuclide identification is tentative.

R - Nuclide has exceeded 8 halflives.

G - Sample density differs by more than 15% of LCS density.

Abbreviations:

TPU - Total Propagated Uncertainty (see PAI SOP 743)

MDC - Minimum Detectable Concentration (see PAI SOP 709)

BDL - Below Detection Limit

Data Package ID: *GSS0408168-1*

Gamma Spectroscopy Results

PAI 713 Rev 8

Sample Results

Lab Name: Paragon Analytics
Work Order Number: 0408168
Client Name: New World Technologies
ClientProject ID: Ravenna GA00563

Field ID: SU3-D2
Lab ID: 0408168-14

Library: FANP

Sample Matrix: SOIL
Prep SOP: PAI 739 Rev 8
Date Collected: 11-Aug-04
Date Prepared: 08-Sep-04
Date Analyzed: 15-Sep-04

Prep Batch: GS040908-3
QCBatchID: GS040908-3-1
Run ID: gs040908-3a
Count Time: 30 minutes
Report Basis: Dry Weight

Final Aliquot: 322 g
Prep Basis: Dry Weight
Moisture(%): NA
Result Units: pCi/g
File Name: 040347D09A

CASNO	Target Nuclide	Result +/- 2 s TPU	MDC	Lab Qualifier
10045-97-3	Cs-137	0.015 +/- 0.064	0.115	U,G
14683-23-9	Eu-152	0.20 +/- 0.29	0.47	U,G
15585-10-1	Eu-154	0.30 +/- 0.34	0.53	U,G
14391-16-3	Eu-155	0.02 +/- 0.22	0.39	U,G
14596-12-4	Fe-59	0.03 +/- 0.18	0.33	U,G
10043-66-0	I-131	-0.4 +/- 1.2	2.2	U,G
13966-00-2	K-40	5.4 +/- 1.8	2.0	G
13966-31-9	Mn-54	0.011 +/- 0.053	0.098	U,G
13966-32-0	Na-22	0.051 +/- 0.079	0.133	U,G
14681-63-1	Nb-94	0.062 +/- 0.060	0.092	U,G
13967-76-5	Nb-95	-0.055 +/- 0.086	0.173	U,G
15100-28-4	Pa-234m	4 +/- 10	18	U,G
15092-94-1	Pb-212	0.51 +/- 0.16	0.19	G
15067-28-4	Pb-214	0.35 +/- 0.14	0.20	G,J
13967-48-1	Ru-106	-0.47 +/- 0.51	1.07	U,G

Comments:

Qualifiers/Flags:

U - Result is less than the sample specific MDC or less than the associated TPU

Y1 - Chemical Yield is in control at 100-110%. Quantitative Yield is assumed.

Y2 - Chemical Yield outside default limits.

LT - Result is less than Requested MDC, greater than sample specific MDC.

M3 - The requested MDC was not met, but the reported activity is greater than the reported MDC.

M - The requested MDC was not met.

SQ - Spectral quality prevents accurate quantitation.

SI - Nuclide identification and/or quantitation is tentative.

TI - Nuclide identification is tentative.

R - Nuclide has exceeded 8 halflives.

G - Sample density differs by more than 15% of LCS density.

Abbreviations:

TPU - Total Propagated Uncertainty (see PAI SOP 743)

MDC - Minimum Detectable Concentration (see PAI SOP 709)

BDL - Below Detection Limit

Data Package ID: *GSS0408168-1*

Gamma Spectroscopy Results

PAI 713 Rev 8

Sample Results

Lab Name: Paragon Analytics
Work Order Number: 0408168
Client Name: New World Technologies
ClientProject ID: Ravenna GA00563

Field ID: SU3-D2
Lab ID: 0408168-14

Library: FANP

Sample Matrix: SOIL
Prep SOP: PAI 739 Rev 8
Date Collected: 11-Aug-04
Date Prepared: 08-Sep-04
Date Analyzed: 15-Sep-04

Prep Batch: GS040908-3
QCBatchID: GS040908-3-1
Run ID: gs040908-3a
Count Time: 30 minutes
Report Basis: Dry Weight

Final Aliquot: 322 g
Prep Basis: Dry Weight
Moisture(%): NA
Result Units: pCi/g
File Name: 040347D09A

CASNO	Target Nuclide	Result +/- 2 s TPU	MDC	Lab Qualifier
14683-10-4	Sb-124	0.035 +/- 0.085	0.146	U,G
14234-35-6	Sb-125	0.12 +/- 0.15	0.24	U,G
13967-63-0	Sc-46	-0.036 +/- 0.078	0.158	U,G
15623-47-9	Th-227	-0.53 +/- 0.59	1.11	U,G
15065-10-8	Th-234	0 +/- 1.5	2.6	U,G
14913-50-9	Tl-208	0.094 +/- 0.079	0.122	U,G
15117-96-1	U-235	-0.13 +/- 0.34	0.62	U,G
13982-39-3	Zn-65	-0.09 +/- 0.15	0.31	U,G

Comments:

Qualifiers/Flags:

U - Result is less than the sample specific MDC or less than the associated TPU

Y1 - Chemical Yield is in control at 100-110%. Quantitative Yield is assumed.

Y2 - Chemical Yield outside default limits.

LT - Result is less than Requested MDC, greater than sample specific MDC.

M3 - The requested MDC was not met, but the reported activity is greater than the reported MDC.

M - The requested MDC was not met.

SQ - Spectral quality prevents accurate quantitation.

SI - Nuclide identification and/or quantitation is tentative.

TI - Nuclide identification is tentative.

R - Nuclide has exceeded 8 halflives.

G - Sample density differs by more than 15% of LCS density.

Abbreviations:

TPU - Total Propagated Uncertainty (see PAI SOP 743)

MDC - Minimum Detectable Concentration (see PAI SOP 709)

BDL - Below Detection Limit

Data Package ID: *GSS0408168-1*

Gamma Spectroscopy Results

PAI 713 Rev 8

Sample Results

Lab Name: Paragon Analytics
Work Order Number: 0408168
Client Name: New World Technologies
ClientProject ID: Ravenna GA00563

Field ID: SU3-D3
Lab ID: 0408168-15

Library: FANP

Sample Matrix: SOIL
Prep SOP: PAI 739 Rev 8
Date Collected: 11-Aug-04
Date Prepared: 08-Sep-04
Date Analyzed: 16-Sep-04

Prep Batch: GS040908-3
QCBatchID: GS040908-3-1
Run ID: gs040908-3a
Count Time: 30 minutes
Report Basis: Dry Weight

Final Aliquot: 302 g
Prep Basis: Dry Weight
Moisture(%): NA
Result Units: pCi/g
File Name: 041793D04A

CASNO	Target Nuclide	Result +/- 2 s TPU	MDC	Lab Qualifier
14331-83-0	Ac-228	0.76 +/- 0.31	0.47	LT,G
14391-76-5	Ag-110m	-0.028 +/- 0.081	0.155	U,G
14682-66-7	Al-26	0.002 +/- 0.057	0.122	U,G
14596-10-2	Am-241	0.04 +/- 0.30	0.54	U,G
13966-02-4	Be-7	0.12 +/- 0.68	1.25	U,G
14913-49-6	Bi-212	1.00 +/- 0.89	1.32	U,G
14733-03-0	Bi-214	0.43 +/- 0.18	0.22	G,J
13982-30-4	Ce-139	0.003 +/- 0.038	0.069	U,G
14762-78-8	Ce-144	0.06 +/- 0.25	0.45	U,G
14093-03-9	Co-56	0.03 +/- 0.18	0.34	U,G
13981-50-5	Co-57	0.006 +/- 0.038	0.068	U,G
13981-38-9	Co-58	-0.050 +/- 0.071	0.156	U,G
10198-40-0	Co-60	-0.050 +/- 0.045	0.124	U,G
14392-02-0	Cr-51	0 +/- 0.93	1.72	U,G
13967-70-9	Cs-134	0.013 +/- 0.068	0.122	U,G

Comments:

Qualifiers/Flags:

U - Result is less than the sample specific MDC or less than the associated TPU

Y1 - Chemical Yield is in control at 100-110%. Quantitative Yield is assumed.

Y2 - Chemical Yield outside default limits.

LT - Result is less than Requested MDC, greater than sample specific MDC.

M3 - The requested MDC was not met, but the reported activity is greater than the reported MDC.

M - The requested MDC was not met.

SQ - Spectral quality prevents accurate quantitation.

SI - Nuclide identification and/or quantitation is tentative.

TI - Nuclide identification is tentative.

R - Nuclide has exceeded 8 halflives.

G - Sample density differs by more than 15% of LCS density.

Abbreviations:

TPU - Total Propagated Uncertainty (see PAI SOP 743)

MDC - Minimum Detectable Concentration (see PAI SOP 709)

BDL - Below Detection Limit

Data Package ID: *GSS0408168-1*

Gamma Spectroscopy Results

PAI 713 Rev 8

Sample Results

Lab Name: Paragon Analytics
Work Order Number: 0408168
Client Name: New World Technologies
ClientProject ID: Ravenna GA00563

Field ID: SU3-D3
Lab ID: 0408168-15

Library: FANP

Sample Matrix: SOIL
Prep SOP: PAI 739 Rev 8
Date Collected: 11-Aug-04
Date Prepared: 08-Sep-04
Date Analyzed: 16-Sep-04

Prep Batch: GS040908-3
QCBatchID: GS040908-3-1
Run ID: gs040908-3a
Count Time: 30 minutes
Report Basis: Dry Weight

Final Aliquot: 302 g
Prep Basis: Dry Weight
Moisture(%): NA
Result Units: pCi/g
File Name: 041793D04A

CASNO	Target Nuclide	Result +/- 2 s TPU	MDC	Lab Qualifier
10045-97-3	Cs-137	0.050 +/- 0.088	0.149	U,G
14683-23-9	Eu-152	-0.15 +/- 0.37	0.78	U,G
15585-10-1	Eu-154	0.17 +/- 0.28	0.48	U,G
14391-16-3	Eu-155	0.02 +/- 0.16	0.28	U,G
14596-12-4	Fe-59	0.14 +/- 0.19	0.32	U,G
10043-66-0	I-131	0.6 +/- 1.1	2.0	U,G
13966-00-2	K-40	6.2 +/- 1.7	1.2	G
13966-31-9	Mn-54	-0.019 +/- 0.064	0.130	U,G
13966-32-0	Na-22	0.040 +/- 0.058	0.095	U,G
14681-63-1	Nb-94	0.003 +/- 0.056	0.106	U,G
13967-76-5	Nb-95	0 +/- 0.090	0.170	U,G
15100-28-4	Pa-234m	1.9 +/- 9.2	17.4	U,G
15092-94-1	Pb-212	0.68 +/- 0.18	0.18	G
15067-28-4	Pb-214	0.37 +/- 0.14	0.21	G,J
13967-48-1	Ru-106	0.38 +/- 0.66	1.12	U,G

Comments:

Qualifiers/Flags:

U - Result is less than the sample specific MDC or less than the associated TPU

Y1 - Chemical Yield is in control at 100-110%. Quantitative Yield is assumed.

Y2 - Chemical Yield outside default limits.

LT - Result is less than Requested MDC, greater than sample specific MDC.

M3 - The requested MDC was not met, but the reported activity is greater than the reported MDC.

M - The requested MDC was not met.

SQ - Spectral quality prevents accurate quantitation.

SI - Nuclide identification and/or quantitation is tentative.

TI - Nuclide identification is tentative.

R - Nuclide has exceeded 8 halflives.

G - Sample density differs by more than 15% of LCS density.

Abbreviations:

TPU - Total Propagated Uncertainty (see PAI SOP 743)

MDC - Minimum Detectable Concentration (see PAI SOP 709)

BDL - Below Detection Limit

Data Package ID: *GSS0408168-1*

Gamma Spectroscopy Results

PAI 713 Rev 8

Sample Results

Lab Name: Paragon Analytics
Work Order Number: 0408168
Client Name: New World Technologies
ClientProject ID: Ravenna GA00563

Field ID: SU3-D3
Lab ID: 0408168-15

Library: FANP

Sample Matrix: SOIL
Prep SOP: PAI 739 Rev 8
Date Collected: 11-Aug-04
Date Prepared: 08-Sep-04
Date Analyzed: 16-Sep-04

Prep Batch: GS040908-3
QCBatchID: GS040908-3-1
Run ID: gs040908-3a
Count Time: 30 minutes
Report Basis: Dry Weight

Final Aliquot: 302 g
Prep Basis: Dry Weight
Moisture(%): NA
Result Units: pCi/g
File Name: 041793D04A

CASNO	Target Nuclide	Result +/- 2 s TPU	MDC	Lab Qualifier
14683-10-4	Sb-124	0.064 +/- 0.098	0.164	U,G
14234-35-6	Sb-125	0 +/- 0.12	0.24	U,G
13967-63-0	Sc-46	0.029 +/- 0.070	0.126	U,G
15623-47-9	Th-227	-0.13 +/- 0.42	0.78	U,G
15065-10-8	Th-234	0.08 +/- 0.89	1.57	U,G
14913-50-9	Tl-208	0.158 +/- 0.081	0.104	G
15117-96-1	U-235	0.02 +/- 0.26	0.47	U,G
13982-39-3	Zn-65	-0.11 +/- 0.16	0.34	U,G

Comments:

Qualifiers/Flags:

U - Result is less than the sample specific MDC or less than the associated TPU

Y1 - Chemical Yield is in control at 100-110%. Quantitative Yield is assumed.

Y2 - Chemical Yield outside default limits.

LT - Result is less than Requested MDC, greater than sample specific MDC.

M3 - The requested MDC was not met, but the reported activity is greater than the reported MDC.

M - The requested MDC was not met.

SQ - Spectral quality prevents accurate quantitation.

SI - Nuclide identification and/or quantitation is tentative.

TI - Nuclide identification is tentative.

R - Nuclide has exceeded 8 halflives.

G - Sample density differs by more than 15% of LCS density.

Abbreviations:

TPU - Total Propagated Uncertainty (see PAI SOP 743)

MDC - Minimum Detectable Concentration (see PAI SOP 709)

BDL - Below Detection Limit

Data Package ID: *GSS0408168-1*

Gamma Spectroscopy Results

PAI 713 Rev 8

Sample Results

Lab Name: Paragon Analytics
Work Order Number: 0408168
Client Name: New World Technologies
ClientProject ID: Ravenna GA00563

Field ID: SU3-C3
Lab ID: 0408168-16

Library: FANP

Sample Matrix: SOIL
Prep SOP: PAI 739 Rev 8
Date Collected: 11-Aug-04
Date Prepared: 08-Sep-04
Date Analyzed: 16-Sep-04

Prep Batch: GS040908-3
QCBatchID: GS040908-3-1
Run ID: gs040908-3a
Count Time: 30 minutes
Report Basis: Dry Weight

Final Aliquot: 236 g
Prep Basis: Dry Weight
Moisture(%): NA
Result Units: pCi/g
File Name: 041613D07A

CASNO	Target Nuclide	Result +/- 2 s TPU	MDC	Lab Qualifier
14331-83-0	Ac-228	0.76 +/- 0.59	0.86	U,G
14391-76-5	Ag-110m	-0.049 +/- 0.077	0.172	U,G
14682-66-7	Al-26	0.062 +/- 0.072	0.056	G,TI
14596-10-2	Am-241	0.07 +/- 0.15	0.26	U,G
13966-02-4	Be-7	0 +/- 1.2	2.2	U,G
14913-49-6	Bi-212	-0.5 +/- 1.5	2.9	U,G
14733-03-0	Bi-214	1.26 +/- 0.37	0.33	G,J
13982-30-4	Ce-139	0.030 +/- 0.073	0.126	U,G
14762-78-8	Ce-144	0 +/- 0.44	0.79	U,G
14093-03-9	Co-56	0.18 +/- 0.29	0.50	U,G
13981-50-5	Co-57	-0.022 +/- 0.058	0.108	U,G
13981-38-9	Co-58	-0.048 +/- 0.085	0.203	U,G
10198-40-0	Co-60	-0.016 +/- 0.071	0.171	U,G
14392-02-0	Cr-51	-1.2 +/- 1.9	3.7	U,G
13967-70-9	Cs-134	0.050 +/- 0.094	0.161	U,G

Comments:

Qualifiers/Flags:

U - Result is less than the sample specific MDC or less than the associated TPU

Y1 - Chemical Yield is in control at 100-110%. Quantitative Yield is assumed.

Y2 - Chemical Yield outside default limits.

LT - Result is less than Requested MDC, greater than sample specific MDC.

M3 - The requested MDC was not met, but the reported activity is greater than the reported MDC.

M - The requested MDC was not met.

SQ - Spectral quality prevents accurate quantitation.

SI - Nuclide identification and/or quantitation is tentative.

TI - Nuclide identification is tentative.

R - Nuclide has exceeded 8 halflives.

G - Sample density differs by more than 15% of LCS density.

Abbreviations:

TPU - Total Propagated Uncertainty (see PAI SOP 743)

MDC - Minimum Detectable Concentration (see PAI SOP 709)

BDL - Below Detection Limit

Data Package ID: *GSS0408168-1*

Gamma Spectroscopy Results

PAI 713 Rev 8

Sample Results

Lab Name: Paragon Analytics
Work Order Number: 0408168
Client Name: New World Technologies
ClientProject ID: Ravenna GA00563

Field ID: SU3-C3
Lab ID: 0408168-16

Library: FANP

Sample Matrix: SOIL
Prep SOP: PAI 739 Rev 8
Date Collected: 11-Aug-04
Date Prepared: 08-Sep-04
Date Analyzed: 16-Sep-04

Prep Batch: GS040908-3
QCBatchID: GS040908-3-1
Run ID: gs040908-3a
Count Time: 30 minutes
Report Basis: Dry Weight

Final Aliquot: 236 g
Prep Basis: Dry Weight
Moisture(%): NA
Result Units: pCi/g
File Name: 041613D07A

CASNO	Target Nuclide	Result +/- 2 s TPU	MDC	Lab Qualifier
10045-97-3	Cs-137	1.12 +/- 0.27	0.19	G
14683-23-9	Eu-152	0.71 +/- 0.53	0.58	G,TI
15585-10-1	Eu-154	-0.14 +/- 0.43	0.96	U,G
14391-16-3	Eu-155	0.05 +/- 0.18	0.32	U,G
14596-12-4	Fe-59	-0.15 +/- 0.29	0.65	U,G
10043-66-0	I-131	1.3 +/- 2.0	3.3	U,G
13966-00-2	K-40	4.0 +/- 1.9	2.1	G
13966-31-9	Mn-54	0.053 +/- 0.092	0.158	U,G
13966-32-0	Na-22	0.031 +/- 0.062	0.114	U,G
14681-63-1	Nb-94	0.044 +/- 0.094	0.163	U,G
13967-76-5	Nb-95	-0.02 +/- 0.15	0.29	U,G
15100-28-4	Pa-234m	6 +/- 14	25	U,G
15092-94-1	Pb-212	0.97 +/- 0.27	0.29	G
15067-28-4	Pb-214	1.17 +/- 0.29	0.33	G,J
13967-48-1	Ru-106	0.26 +/- 0.94	1.70	U,G

Comments:

Qualifiers/Flags:

U - Result is less than the sample specific MDC or less than the associated TPU

Y1 - Chemical Yield is in control at 100-110%. Quantitative Yield is assumed.

Y2 - Chemical Yield outside default limits.

LT - Result is less than Requested MDC, greater than sample specific MDC.

M3 - The requested MDC was not met, but the reported activity is greater than the reported MDC.

M - The requested MDC was not met.

SQ - Spectral quality prevents accurate quantitation.

SI - Nuclide identification and/or quantitation is tentative.

TI - Nuclide identification is tentative.

R - Nuclide has exceeded 8 halflives.

G - Sample density differs by more than 15% of LCS density.

Abbreviations:

TPU - Total Propagated Uncertainty (see PAI SOP 743)

MDC - Minimum Detectable Concentration (see PAI SOP 709)

BDL - Below Detection Limit

Data Package ID: *GSS0408168-1*

Gamma Spectroscopy Results

PAI 713 Rev 8

Sample Results

Lab Name: Paragon Analytics
Work Order Number: 0408168
Client Name: New World Technologies
ClientProject ID: Ravenna GA00563

Field ID: SU3-C3
Lab ID: 0408168-16

Library: FANP

Sample Matrix: SOIL
Prep SOP: PAI 739 Rev 8
Date Collected: 11-Aug-04
Date Prepared: 08-Sep-04
Date Analyzed: 16-Sep-04

Prep Batch: GS040908-3
QCBatchID: GS040908-3-1
Run ID: gs040908-3a
Count Time: 30 minutes
Report Basis: Dry Weight

Final Aliquot: 236 g
Prep Basis: Dry Weight
Moisture(%): NA
Result Units: pCi/g
File Name: 041613D07A

CASNO	Target Nuclide	Result +/- 2 s TPU	MDC	Lab Qualifier
14683-10-4	Sb-124	0.07 +/- 0.14	0.23	U,G
14234-35-6	Sb-125	0.11 +/- 0.25	0.44	U,G
13967-63-0	Sc-46	0.01 +/- 0.13	0.25	U,G
15623-47-9	Th-227	0.58 +/- 0.74	1.13	U,G
15065-10-8	Th-234	1.1 +/- 1.1	2.2	U,G
14913-50-9	Tl-208	0.21 +/- 0.12	0.17	G
15117-96-1	U-235	-0.15 +/- 0.47	0.86	U,G
13982-39-3	Zn-65	-0.06 +/- 0.28	0.57	U,G

Comments:

Qualifiers/Flags:

U - Result is less than the sample specific MDC or less than the associated TPU

Y1 - Chemical Yield is in control at 100-110%. Quantitative Yield is assumed.

Y2 - Chemical Yield outside default limits.

LT - Result is less than Requested MDC, greater than sample specific MDC.

M3 - The requested MDC was not met, but the reported activity is greater than the reported MDC.

M - The requested MDC was not met.

SQ - Spectral quality prevents accurate quantitation.

SI - Nuclide identification and/or quantitation is tentative.

TI - Nuclide identification is tentative.

R - Nuclide has exceeded 8 halflives.

G - Sample density differs by more than 15% of LCS density.

Abbreviations:

TPU - Total Propagated Uncertainty (see PAI SOP 743)

MDC - Minimum Detectable Concentration (see PAI SOP 709)

BDL - Below Detection Limit

Data Package ID: *GSS0408168-1*

Gamma Spectroscopy Results

PAI 713 Rev 8

Sample Results

Lab Name: Paragon Analytics
Work Order Number: 0408168
Client Name: New World Technologies
ClientProject ID: Ravenna GA00563

Field ID: SU3-E2
Lab ID: 0408168-17

Library: FANP

Sample Matrix: SOIL
Prep SOP: PAI 739 Rev 8
Date Collected: 11-Aug-04
Date Prepared: 08-Sep-04
Date Analyzed: 16-Sep-04

Prep Batch: GS040908-3
QCBatchID: GS040908-3-1
Run ID: gs040908-3a
Count Time: 30 minutes
Report Basis: Dry Weight

Final Aliquot: 297 g
Prep Basis: Dry Weight
Moisture(%): NA
Result Units: pCi/g
File Name: 041583D08A

CASNO	Target Nuclide	Result +/- 2 s TPU	MDC	Lab Qualifier
14331-83-0	Ac-228	1.22 +/- 0.36	0.38	G
14391-76-5	Ag-110m	0.016 +/- 0.067	0.122	U,G
14682-66-7	Al-26	0.029 +/- 0.073	0.136	U,G
14596-10-2	Am-241	-0.01 +/- 0.12	0.21	U,G
13966-02-4	Be-7	0.20 +/- 0.87	1.56	U,G
14913-49-6	Bi-212	1.4 +/- 1.3	1.9	U,G
14733-03-0	Bi-214	0.38 +/- 0.19	0.24	G,J
13982-30-4	Ce-139	-0.018 +/- 0.057	0.105	U,G
14762-78-8	Ce-144	0.28 +/- 0.31	0.50	U,G
14093-03-9	Co-56	0.02 +/- 0.19	0.36	U,G
13981-50-5	Co-57	-0.050 +/- 0.038	0.076	U,G
13981-38-9	Co-58	-0.019 +/- 0.084	0.170	U,G
10198-40-0	Co-60	-0.059 +/- 0.091	0.196	U,G
14392-02-0	Cr-51	0.4 +/- 1.0	1.8	U,G
13967-70-9	Cs-134	-0.079 +/- 0.080	0.162	U,G

Comments:

Qualifiers/Flags:

U - Result is less than the sample specific MDC or less than the associated TPU

Y1 - Chemical Yield is in control at 100-110%. Quantitative Yield is assumed.

Y2 - Chemical Yield outside default limits.

LT - Result is less than Requested MDC, greater than sample specific MDC.

M3 - The requested MDC was not met, but the reported activity is greater than the reported MDC.

M - The requested MDC was not met.

SQ - Spectral quality prevents accurate quantitation.

SI - Nuclide identification and/or quantitation is tentative.

TI - Nuclide identification is tentative.

R - Nuclide has exceeded 8 halflives.

G - Sample density differs by more than 15% of LCS density.

Abbreviations:

TPU - Total Propagated Uncertainty (see PAI SOP 743)

MDC - Minimum Detectable Concentration (see PAI SOP 709)

BDL - Below Detection Limit

Data Package ID: *GSS0408168-1*

Gamma Spectroscopy Results

PAI 713 Rev 8

Sample Results

Lab Name: Paragon Analytics
Work Order Number: 0408168
Client Name: New World Technologies
ClientProject ID: Ravenna GA00563

Field ID: SU3-E2
Lab ID: 0408168-17

Library: FANP

Sample Matrix: SOIL
Prep SOP: PAI 739 Rev 8
Date Collected: 11-Aug-04
Date Prepared: 08-Sep-04
Date Analyzed: 16-Sep-04

Prep Batch: GS040908-3
QCBatchID: GS040908-3-1
Run ID: gs040908-3a
Count Time: 30 minutes
Report Basis: Dry Weight

Final Aliquot: 297 g
Prep Basis: Dry Weight
Moisture(%): NA
Result Units: pCi/g
File Name: 041583D08A

CASNO	Target Nuclide	Result +/- 2 s TPU	MDC	Lab Qualifier
10045-97-3	Cs-137	0.003 +/- 0.065	0.123	U,G
14683-23-9	Eu-152	0.24 +/- 0.44	0.76	U,G
15585-10-1	Eu-154	0.29 +/- 0.40	0.65	U,G
14391-16-3	Eu-155	-0.02 +/- 0.13	0.25	U,G
14596-12-4	Fe-59	0.05 +/- 0.21	0.39	U,G
10043-66-0	I-131	0.2 +/- 1.2	2.1	U,G
13966-00-2	K-40	6.2 +/- 1.8	1.5	G
13966-31-9	Mn-54	-0.058 +/- 0.074	0.159	U,G
13966-32-0	Na-22	0.003 +/- 0.083	0.161	U,G
14681-63-1	Nb-94	0.042 +/- 0.075	0.127	U,G
13967-76-5	Nb-95	0.04 +/- 0.10	0.18	U,G
15100-28-4	Pa-234m	-5 +/- 13	27	U,G
15092-94-1	Pb-212	0.97 +/- 0.22	0.21	G
15067-28-4	Pb-214	0.42 +/- 0.15	0.23	G,J
13967-48-1	Ru-106	-0.12 +/- 0.72	1.37	U,G

Comments:

Qualifiers/Flags:

U - Result is less than the sample specific MDC or less than the associated TPU

Y1 - Chemical Yield is in control at 100-110%. Quantitative Yield is assumed.

Y2 - Chemical Yield outside default limits.

LT - Result is less than Requested MDC, greater than sample specific MDC.

M3 - The requested MDC was not met, but the reported activity is greater than the reported MDC.

M - The requested MDC was not met.

SQ - Spectral quality prevents accurate quantitation.

SI - Nuclide identification and/or quantitation is tentative.

TI - Nuclide identification is tentative.

R - Nuclide has exceeded 8 halflives.

G - Sample density differs by more than 15% of LCS density.

Abbreviations:

TPU - Total Propagated Uncertainty (see PAI SOP 743)

MDC - Minimum Detectable Concentration (see PAI SOP 709)

BDL - Below Detection Limit

Data Package ID: *GSS0408168-1*

Gamma Spectroscopy Results

PAI 713 Rev 8

Sample Results

Lab Name: Paragon Analytics
Work Order Number: 0408168
Client Name: New World Technologies
ClientProject ID: Ravenna GA00563

Field ID: SU3-E2
Lab ID: 0408168-17

Library: FANP

Sample Matrix: SOIL
Prep SOP: PAI 739 Rev 8
Date Collected: 11-Aug-04
Date Prepared: 08-Sep-04
Date Analyzed: 16-Sep-04

Prep Batch: GS040908-3
QCBatchID: GS040908-3-1
Run ID: gs040908-3a
Count Time: 30 minutes
Report Basis: Dry Weight

Final Aliquot: 297 g
Prep Basis: Dry Weight
Moisture(%): NA
Result Units: pCi/g
File Name: 041583D08A

CASNO	Target Nuclide	Result +/- 2 s TPU	MDC	Lab Qualifier
14683-10-4	Sb-124	0.10 +/- 0.11	0.17	U,G
14234-35-6	Sb-125	0 +/- 0.19	0.34	U,G
13967-63-0	Sc-46	-0.016 +/- 0.072	0.151	U,G
15623-47-9	Th-227	-0.37 +/- 0.31	0.64	U,G
15065-10-8	Th-234	0.8 +/- 1.0	1.7	U,G
14913-50-9	Tl-208	0.34 +/- 0.12	0.12	G
15117-96-1	U-235	0.02 +/- 0.28	0.50	U,G
13982-39-3	Zn-65	0 +/- 0.17	0.34	U,G

Comments:

Qualifiers/Flags:

U - Result is less than the sample specific MDC or less than the associated TPU

Y1 - Chemical Yield is in control at 100-110%. Quantitative Yield is assumed.

Y2 - Chemical Yield outside default limits.

LT - Result is less than Requested MDC, greater than sample specific MDC.

M3 - The requested MDC was not met, but the reported activity is greater than the reported MDC.

M - The requested MDC was not met.

SQ - Spectral quality prevents accurate quantitation.

SI - Nuclide identification and/or quantitation is tentative.

TI - Nuclide identification is tentative.

R - Nuclide has exceeded 8 halflives.

G - Sample density differs by more than 15% of LCS density.

Abbreviations:

TPU - Total Propagated Uncertainty (see PAI SOP 743)

MDC - Minimum Detectable Concentration (see PAI SOP 709)

BDL - Below Detection Limit

Data Package ID: *GSS0408168-1*

Gamma Spectroscopy Results

PAI 713 Rev 8

Sample Results

Lab Name: Paragon Analytics
Work Order Number: 0408168
Client Name: New World Technologies
ClientProject ID: Ravenna GA00563

Field ID: SU3-F1
Lab ID: 0408168-18

Library: FANP

Sample Matrix: SOIL
Prep SOP: PAI 739 Rev 8
Date Collected: 11-Aug-04
Date Prepared: 08-Sep-04
Date Analyzed: 16-Sep-04

Prep Batch: GS040908-3
QCBatchID: GS040908-3-1
Run ID: gs040908-3a
Count Time: 30 minutes
Report Basis: Dry Weight

Final Aliquot: 313 g
Prep Basis: Dry Weight
Moisture(%): NA
Result Units: pCi/g
File Name: 040351D09A

CASNO	Target Nuclide	Result +/- 2 s TPU	MDC	Lab Qualifier
14331-83-0	Ac-228	0.48 +/- 0.32	0.45	LT,G,TI
14391-76-5	Ag-110m	-0.020 +/- 0.055	0.109	U,G
14682-66-7	Al-26	-0.023 +/- 0.057	0.133	U,G
14596-10-2	Am-241	-0.8 +/- 1.4	2.6	U,G
13966-02-4	Be-7	-0.33 +/- 0.67	1.32	U,G
14913-49-6	Bi-212	0.69 +/- 0.97	1.61	U,G
14733-03-0	Bi-214	0.25 +/- 0.18	0.26	U,G,J
13982-30-4	Ce-139	-0.014 +/- 0.060	0.110	U,G
14762-78-8	Ce-144	0.09 +/- 0.36	0.62	U,G
14093-03-9	Co-56	0.16 +/- 0.16	0.25	U,G
13981-50-5	Co-57	0.018 +/- 0.046	0.079	U,G
13981-38-9	Co-58	-0.095 +/- 0.085	0.183	U,G
10198-40-0	Co-60	-0.020 +/- 0.072	0.148	U,G
14392-02-0	Cr-51	-0.1 +/- 1.1	1.9	U,G
13967-70-9	Cs-134	0.017 +/- 0.089	0.152	U,G

Comments:

Qualifiers/Flags:

U - Result is less than the sample specific MDC or less than the associated TPU

Y1 - Chemical Yield is in control at 100-110%. Quantitative Yield is assumed.

Y2 - Chemical Yield outside default limits.

LT - Result is less than Requested MDC, greater than sample specific MDC.

M3 - The requested MDC was not met, but the reported activity is greater than the reported MDC.

M - The requested MDC was not met.

SQ - Spectral quality prevents accurate quantitation.

SI - Nuclide identification and/or quantitation is tentative.

TI - Nuclide identification is tentative.

R - Nuclide has exceeded 8 halflives.

G - Sample density differs by more than 15% of LCS density.

Abbreviations:

TPU - Total Propagated Uncertainty (see PAI SOP 743)

MDC - Minimum Detectable Concentration (see PAI SOP 709)

BDL - Below Detection Limit

Data Package ID: *GSS0408168-1*

Gamma Spectroscopy Results

PAI 713 Rev 8

Sample Results

Lab Name: Paragon Analytics
Work Order Number: 0408168
Client Name: New World Technologies
ClientProject ID: Ravenna GA00563

Field ID: SU3-F1
Lab ID: 0408168-18

Library: FANP

Sample Matrix: SOIL
Prep SOP: PAI 739 Rev 8
Date Collected: 11-Aug-04
Date Prepared: 08-Sep-04
Date Analyzed: 16-Sep-04

Prep Batch: GS040908-3
QCBatchID: GS040908-3-1
Run ID: gs040908-3a
Count Time: 30 minutes
Report Basis: Dry Weight

Final Aliquot: 313 g
Prep Basis: Dry Weight
Moisture(%): NA
Result Units: pCi/g
File Name: 040351D09A

CASNO	Target Nuclide	Result +/- 2 s TPU	MDC	Lab Qualifier
10045-97-3	Cs-137	0.035 +/- 0.058	0.098	U,G
14683-23-9	Eu-152	0.04 +/- 0.28	0.55	U,G
15585-10-1	Eu-154	-0.35 +/- 0.30	0.70	U,G
14391-16-3	Eu-155	-0.15 +/- 0.23	0.44	U,G
14596-12-4	Fe-59	0.05 +/- 0.19	0.34	U,G
10043-66-0	I-131	0.74 +/- 0.99	1.62	U,G
13966-00-2	K-40	5.2 +/- 1.7	1.8	G
13966-31-9	Mn-54	-0.032 +/- 0.056	0.118	U,G
13966-32-0	Na-22	-0.035 +/- 0.067	0.144	U,G
14681-63-1	Nb-94	-0.009 +/- 0.055	0.106	U,G
13967-76-5	Nb-95	0.10 +/- 0.10	0.16	U,G
15100-28-4	Pa-234m	-3.2 +/- 9.2	19.0	U,G
15092-94-1	Pb-212	0.42 +/- 0.16	0.20	G
15067-28-4	Pb-214	0.24 +/- 0.13	0.23	G,J
13967-48-1	Ru-106	0.09 +/- 0.50	0.91	U,G

Comments:

Qualifiers/Flags:

U - Result is less than the sample specific MDC or less than the associated TPU

Y1 - Chemical Yield is in control at 100-110%. Quantitative Yield is assumed.

Y2 - Chemical Yield outside default limits.

LT - Result is less than Requested MDC, greater than sample specific MDC.

M3 - The requested MDC was not met, but the reported activity is greater than the reported MDC.

M - The requested MDC was not met.

SQ - Spectral quality prevents accurate quantitation.

SI - Nuclide identification and/or quantitation is tentative.

TI - Nuclide identification is tentative.

R - Nuclide has exceeded 8 halflives.

G - Sample density differs by more than 15% of LCS density.

Abbreviations:

TPU - Total Propagated Uncertainty (see PAI SOP 743)

MDC - Minimum Detectable Concentration (see PAI SOP 709)

BDL - Below Detection Limit

Data Package ID: *GSS0408168-1*

Gamma Spectroscopy Results

PAI 713 Rev 8

Sample Results

Lab Name: Paragon Analytics
Work Order Number: 0408168
Client Name: New World Technologies
ClientProject ID: Ravenna GA00563

Field ID: SU3-F1
Lab ID: 0408168-18

Library: FANP

Sample Matrix: SOIL
Prep SOP: PAI 739 Rev 8
Date Collected: 11-Aug-04
Date Prepared: 08-Sep-04
Date Analyzed: 16-Sep-04

Prep Batch: GS040908-3
QCBatchID: GS040908-3-1
Run ID: gs040908-3a
Count Time: 30 minutes
Report Basis: Dry Weight

Final Aliquot: 313 g
Prep Basis: Dry Weight
Moisture(%): NA
Result Units: pCi/g
File Name: 040351D09A

CASNO	Target Nuclide	Result +/- 2 s TPU	MDC	Lab Qualifier
14683-10-4	Sb-124	-0.012 +/- 0.087	0.163	U,G
14234-35-6	Sb-125	-0.02 +/- 0.13	0.25	U,G
13967-63-0	Sc-46	-0.022 +/- 0.072	0.146	U,G
15623-47-9	Th-227	-0.13 +/- 0.63	1.11	U,G
15065-10-8	Th-234	0.4 +/- 1.5	2.6	U,G
14913-50-9	Tl-208	0.106 +/- 0.083	0.127	U,G
15117-96-1	U-235	-0.24 +/- 0.29	0.57	U,G
13982-39-3	Zn-65	-0.07 +/- 0.20	0.39	U,G

Comments:

Qualifiers/Flags:

U - Result is less than the sample specific MDC or less than the associated TPU

Y1 - Chemical Yield is in control at 100-110%. Quantitative Yield is assumed.

Y2 - Chemical Yield outside default limits.

LT - Result is less than Requested MDC, greater than sample specific MDC.

M3 - The requested MDC was not met, but the reported activity is greater than the reported MDC.

M - The requested MDC was not met.

SQ - Spectral quality prevents accurate quantitation.

SI - Nuclide identification and/or quantitation is tentative.

TI - Nuclide identification is tentative.

R - Nuclide has exceeded 8 halflives.

G - Sample density differs by more than 15% of LCS density.

Abbreviations:

TPU - Total Propagated Uncertainty (see PAI SOP 743)

MDC - Minimum Detectable Concentration (see PAI SOP 709)

BDL - Below Detection Limit

Data Package ID: *GSS0408168-1*

Gamma Spectroscopy Results

PAI 713 Rev 8

Sample Results

Lab Name: Paragon Analytics
Work Order Number: 0408168
Client Name: New World Technologies
ClientProject ID: Ravenna GA00563

Field ID: SU3-F2
Lab ID: 0408168-19

Library: FANP

Sample Matrix: SOIL
Prep SOP: PAI 739 Rev 8
Date Collected: 11-Aug-04
Date Prepared: 08-Sep-04
Date Analyzed: 16-Sep-04

Prep Batch: GS040908-3
QCBatchID: GS040908-3-1
Run ID: gs040908-3a
Count Time: 30 minutes
Report Basis: Dry Weight

Final Aliquot: 348 g
Prep Basis: Dry Weight
Moisture(%): NA
Result Units: pCi/g
File Name: 042235D01A

CASNO	Target Nuclide	Result +/- 2 s TPU	MDC	Lab Qualifier
14331-83-0	Ac-228	1.14 +/- 0.40	0.59	G
14391-76-5	Ag-110m	0.003 +/- 0.077	0.144	U,G
14682-66-7	Al-26	-0.008 +/- 0.059	0.137	U,G
14596-10-2	Am-241	0.41 +/- 0.59	0.98	U,G
13966-02-4	Be-7	-0.12 +/- 0.89	1.66	U,G
14913-49-6	Bi-212	1.7 +/- 1.2	1.6	G,TI
14733-03-0	Bi-214	0.65 +/- 0.23	0.26	G,J
13982-30-4	Ce-139	-0.024 +/- 0.062	0.113	U,G
14762-78-8	Ce-144	-0.32 +/- 0.36	0.69	U,G
14093-03-9	Co-56	-0.11 +/- 0.18	0.38	U,G
13981-50-5	Co-57	-0.024 +/- 0.050	0.092	U,G
13981-38-9	Co-58	0.035 +/- 0.085	0.151	U,G
10198-40-0	Co-60	-0.020 +/- 0.071	0.153	U,G
14392-02-0	Cr-51	-0.5 +/- 1.1	2.2	U,G
13967-70-9	Cs-134	-0.048 +/- 0.096	0.189	U,G

Comments:

Qualifiers/Flags:

U - Result is less than the sample specific MDC or less than the associated TPU

Y1 - Chemical Yield is in control at 100-110%. Quantitative Yield is assumed.

Y2 - Chemical Yield outside default limits.

LT - Result is less than Requested MDC, greater than sample specific MDC.

M3 - The requested MDC was not met, but the reported activity is greater than the reported MDC.

M - The requested MDC was not met.

SQ - Spectral quality prevents accurate quantitation.

SI - Nuclide identification and/or quantitation is tentative.

TI - Nuclide identification is tentative.

R - Nuclide has exceeded 8 halflives.

G - Sample density differs by more than 15% of LCS density.

Abbreviations:

TPU - Total Propagated Uncertainty (see PAI SOP 743)

MDC - Minimum Detectable Concentration (see PAI SOP 709)

BDL - Below Detection Limit

Data Package ID: *GSS0408168-1*

Gamma Spectroscopy Results

PAI 713 Rev 8

Sample Results

Lab Name: Paragon Analytics
Work Order Number: 0408168
Client Name: New World Technologies
ClientProject ID: Ravenna GA00563

Field ID: SU3-F2
Lab ID: 0408168-19

Library: FANP

Sample Matrix: SOIL
Prep SOP: PAI 739 Rev 8
Date Collected: 11-Aug-04
Date Prepared: 08-Sep-04
Date Analyzed: 16-Sep-04

Prep Batch: GS040908-3
QCBatchID: GS040908-3-1
Run ID: gs040908-3a
Count Time: 30 minutes
Report Basis: Dry Weight

Final Aliquot: 348 g
Prep Basis: Dry Weight
Moisture(%): NA
Result Units: pCi/g
File Name: 042235D01A

CASNO	Target Nuclide	Result +/- 2 s TPU	MDC	Lab Qualifier
10045-97-3	Cs-137	0.022 +/- 0.081	0.145	U,G
14683-23-9	Eu-152	0.06 +/- 0.33	0.64	U,G
15585-10-1	Eu-154	-0.04 +/- 0.37	0.75	U,G
14391-16-3	Eu-155	0.01 +/- 0.21	0.36	U,G
14596-12-4	Fe-59	0.15 +/- 0.18	0.29	U,G
10043-66-0	I-131	-0.2 +/- 1.3	2.4	U,G
13966-00-2	K-40	6.8 +/- 2.2	2.2	G
13966-31-9	Mn-54	0.100 +/- 0.079	0.113	U,G
13966-32-0	Na-22	0.042 +/- 0.073	0.127	U,G
14681-63-1	Nb-94	-0.012 +/- 0.079	0.149	U,G
13967-76-5	Nb-95	0.057 +/- 0.086	0.144	U,G
15100-28-4	Pa-234m	14 +/- 13	19	U,G
15092-94-1	Pb-212	1.25 +/- 0.26	0.22	G
15067-28-4	Pb-214	0.44 +/- 0.17	0.26	G,J
13967-48-1	Ru-106	0 +/- 0.65	1.23	U,G

Comments:

Qualifiers/Flags:

U - Result is less than the sample specific MDC or less than the associated TPU

Y1 - Chemical Yield is in control at 100-110%. Quantitative Yield is assumed.

Y2 - Chemical Yield outside default limits.

LT - Result is less than Requested MDC, greater than sample specific MDC.

M3 - The requested MDC was not met, but the reported activity is greater than the reported MDC.

M - The requested MDC was not met.

SQ - Spectral quality prevents accurate quantitation.

SI - Nuclide identification and/or quantitation is tentative.

TI - Nuclide identification is tentative.

R - Nuclide has exceeded 8 halflives.

G - Sample density differs by more than 15% of LCS density.

Abbreviations:

TPU - Total Propagated Uncertainty (see PAI SOP 743)

MDC - Minimum Detectable Concentration (see PAI SOP 709)

BDL - Below Detection Limit

Data Package ID: *GSS0408168-1*

Gamma Spectroscopy Results

PAI 713 Rev 8

Sample Results

Lab Name: Paragon Analytics
Work Order Number: 0408168
Client Name: New World Technologies
ClientProject ID: Ravenna GA00563

Field ID: SU3-F2
Lab ID: 0408168-19

Library: FANP

Sample Matrix: SOIL
Prep SOP: PAI 739 Rev 8
Date Collected: 11-Aug-04
Date Prepared: 08-Sep-04
Date Analyzed: 16-Sep-04

Prep Batch: GS040908-3
QCBatchID: GS040908-3-1
Run ID: gs040908-3a
Count Time: 30 minutes
Report Basis: Dry Weight

Final Aliquot: 348 g
Prep Basis: Dry Weight
Moisture(%): NA
Result Units: pCi/g
File Name: 042235D01A

CASNO	Target Nuclide	Result +/- 2 s TPU	MDC	Lab Qualifier
14683-10-4	Sb-124	-0.02 +/- 0.11	0.20	U,G
14234-35-6	Sb-125	-0.11 +/- 0.17	0.33	U,G
13967-63-0	Sc-46	-0.009 +/- 0.085	0.169	U,G
15623-47-9	Th-227	-0.28 +/- 0.59	1.08	U,G
15065-10-8	Th-234	0 +/- 1.4	2.4	U,G
14913-50-9	Tl-208	0.31 +/- 0.11	0.13	G
15117-96-1	U-235	-0.18 +/- 0.34	0.63	U,G
13982-39-3	Zn-65	-0.13 +/- 0.24	0.47	U,G

Comments:

Qualifiers/Flags:

U - Result is less than the sample specific MDC or less than the associated TPU

Y1 - Chemical Yield is in control at 100-110%. Quantitative Yield is assumed.

Y2 - Chemical Yield outside default limits.

LT - Result is less than Requested MDC, greater than sample specific MDC.

M3 - The requested MDC was not met, but the reported activity is greater than the reported MDC.

M - The requested MDC was not met.

SQ - Spectral quality prevents accurate quantitation.

SI - Nuclide identification and/or quantitation is tentative.

TI - Nuclide identification is tentative.

R - Nuclide has exceeded 8 halflives.

G - Sample density differs by more than 15% of LCS density.

Abbreviations:

TPU - Total Propagated Uncertainty (see PAI SOP 743)

MDC - Minimum Detectable Concentration (see PAI SOP 709)

BDL - Below Detection Limit

Data Package ID: *GSS0408168-1*

Gamma Spectroscopy Results

PAI 713 Rev 8

Sample Results

Lab Name: Paragon Analytics
Work Order Number: 0408168
Client Name: New World Technologies
ClientProject ID: Ravenna GA00563

Field ID: SU3-E0
Lab ID: 0408168-20

Library: FANP

Sample Matrix: SOIL
Prep SOP: PAI 739 Rev 8
Date Collected: 11-Aug-04
Date Prepared: 08-Sep-04
Date Analyzed: 16-Sep-04

Prep Batch: GS040908-3
QCBatchID: GS040908-3-1
Run ID: gs040908-3a
Count Time: 30 minutes
Report Basis: Dry Weight

Final Aliquot: 332 g
Prep Basis: Dry Weight
Moisture(%): NA
Result Units: pCi/g
File Name: 041540D03A

CASNO	Target Nuclide	Result +/- 2 s TPU	MDC	Lab Qualifier
14331-83-0	Ac-228	0.13 +/- 0.16	0.27	U,G
14391-76-5	Ag-110m	-0.010 +/- 0.039	0.072	U,G
14682-66-7	Al-26	-0.016 +/- 0.036	0.075	U,G
14596-10-2	Am-241	0.20 +/- 0.27	0.44	U,G
13966-02-4	Be-7	0.19 +/- 0.42	0.71	U,G
14913-49-6	Bi-212	0.68 +/- 0.59	0.92	U,G
14733-03-0	Bi-214	0.14 +/- 0.10	0.16	U,G,J
13982-30-4	Ce-139	-0.009 +/- 0.038	0.067	U,G
14762-78-8	Ce-144	0 +/- 0.24	0.42	U,G
14093-03-9	Co-56	0.09 +/- 0.10	0.16	U,G
13981-50-5	Co-57	0.006 +/- 0.033	0.057	U,G
13981-38-9	Co-58	-0.028 +/- 0.051	0.098	U,G
10198-40-0	Co-60	-0.017 +/- 0.041	0.081	U,G
14392-02-0	Cr-51	0.18 +/- 0.69	1.20	U,G
13967-70-9	Cs-134	0.009 +/- 0.047	0.082	U,G

Comments:

Qualifiers/Flags:

U - Result is less than the sample specific MDC or less than the associated TPU

Y1 - Chemical Yield is in control at 100-110%. Quantitative Yield is assumed.

Y2 - Chemical Yield outside default limits.

LT - Result is less than Requested MDC, greater than sample specific MDC.

M3 - The requested MDC was not met, but the reported activity is greater than the reported MDC.

M - The requested MDC was not met.

SQ - Spectral quality prevents accurate quantitation.

SI - Nuclide identification and/or quantitation is tentative.

TI - Nuclide identification is tentative.

R - Nuclide has exceeded 8 halflives.

G - Sample density differs by more than 15% of LCS density.

Abbreviations:

TPU - Total Propagated Uncertainty (see PAI SOP 743)

MDC - Minimum Detectable Concentration (see PAI SOP 709)

BDL - Below Detection Limit

Data Package ID: *GSS0408168-1*

Gamma Spectroscopy Results

PAI 713 Rev 8

Sample Results

Lab Name: Paragon Analytics
Work Order Number: 0408168
Client Name: New World Technologies
ClientProject ID: Ravenna GA00563

Field ID: SU3-E0
Lab ID: 0408168-20

Library: FANP

Sample Matrix: SOIL
Prep SOP: PAI 739 Rev 8
Date Collected: 11-Aug-04
Date Prepared: 08-Sep-04
Date Analyzed: 16-Sep-04

Prep Batch: GS040908-3
QCBatchID: GS040908-3-1
Run ID: gs040908-3a
Count Time: 30 minutes
Report Basis: Dry Weight

Final Aliquot: 332 g
Prep Basis: Dry Weight
Moisture(%): NA
Result Units: pCi/g
File Name: 041540D03A

CASNO	Target Nuclide	Result +/- 2 s TPU	MDC	Lab Qualifier
10045-97-3	Cs-137	-0.028 +/- 0.037	0.073	U,G
14683-23-9	Eu-152	-0.11 +/- 0.24	0.46	U,G
15585-10-1	Eu-154	-0.11 +/- 0.22	0.43	U,G
14391-16-3	Eu-155	0.06 +/- 0.14	0.24	U,G
14596-12-4	Fe-59	0.08 +/- 0.12	0.21	U,G
10043-66-0	I-131	0.56 +/- 0.79	1.31	U,G
13966-00-2	K-40	5.9 +/- 1.2	0.9	G
13966-31-9	Mn-54	-0.022 +/- 0.040	0.076	U,G
13966-32-0	Na-22	-0.018 +/- 0.043	0.083	U,G
14681-63-1	Nb-94	0.012 +/- 0.039	0.067	U,G
13967-76-5	Nb-95	-0.009 +/- 0.056	0.103	U,G
15100-28-4	Pa-234m	0.6 +/- 6.5	11.8	U,G
15092-94-1	Pb-212	0.28 +/- 0.10	0.14	G
15067-28-4	Pb-214	0.203 +/- 0.084	0.144	G,J
13967-48-1	Ru-106	-0.04 +/- 0.39	0.70	U,G

Comments:

Qualifiers/Flags:

U - Result is less than the sample specific MDC or less than the associated TPU

Y1 - Chemical Yield is in control at 100-110%. Quantitative Yield is assumed.

Y2 - Chemical Yield outside default limits.

LT - Result is less than Requested MDC, greater than sample specific MDC.

M3 - The requested MDC was not met, but the reported activity is greater than the reported MDC.

M - The requested MDC was not met.

SQ - Spectral quality prevents accurate quantitation.

SI - Nuclide identification and/or quantitation is tentative.

TI - Nuclide identification is tentative.

R - Nuclide has exceeded 8 halflives.

G - Sample density differs by more than 15% of LCS density.

Abbreviations:

TPU - Total Propagated Uncertainty (see PAI SOP 743)

MDC - Minimum Detectable Concentration (see PAI SOP 709)

BDL - Below Detection Limit

Data Package ID: *GSS0408168-1*

Gamma Spectroscopy Results

PAI 713 Rev 8

Sample Results

Lab Name: Paragon Analytics
Work Order Number: 0408168
Client Name: New World Technologies
ClientProject ID: Ravenna GA00563

Field ID: SU3-E0
Lab ID: 0408168-20

Library: FANP

Sample Matrix: SOIL
Prep SOP: PAI 739 Rev 8
Date Collected: 11-Aug-04
Date Prepared: 08-Sep-04
Date Analyzed: 16-Sep-04

Prep Batch: GS040908-3
QCBatchID: GS040908-3-1
Run ID: gs040908-3a
Count Time: 30 minutes
Report Basis: Dry Weight

Final Aliquot: 332 g
Prep Basis: Dry Weight
Moisture(%): NA
Result Units: pCi/g
File Name: 041540D03A

CASNO	Target Nuclide	Result +/- 2 s TPU	MDC	Lab Qualifier
14683-10-4	Sb-124	-0.016 +/- 0.068	0.122	U,G
14234-35-6	Sb-125	0.041 +/- 0.099	0.170	U,G
13967-63-0	Sc-46	0.020 +/- 0.046	0.080	U,G
15623-47-9	Th-227	-0.18 +/- 0.39	0.69	U,G
15065-10-8	Th-234	-0.69 +/- 0.73	1.33	U,G
14913-50-9	Tl-208	0.108 +/- 0.049	0.065	G
15117-96-1	U-235	-0.18 +/- 0.25	0.45	U,G
13982-39-3	Zn-65	-0.09 +/- 0.10	0.20	U,G

Comments:

Qualifiers/Flags:

U - Result is less than the sample specific MDC or less than the associated TPU

Y1 - Chemical Yield is in control at 100-110%. Quantitative Yield is assumed.

Y2 - Chemical Yield outside default limits.

LT - Result is less than Requested MDC, greater than sample specific MDC.

M3 - The requested MDC was not met, but the reported activity is greater than the reported MDC.

M - The requested MDC was not met.

SQ - Spectral quality prevents accurate quantitation.

SI - Nuclide identification and/or quantitation is tentative.

TI - Nuclide identification is tentative.

R - Nuclide has exceeded 8 halflives.

G - Sample density differs by more than 15% of LCS density.

Abbreviations:

TPU - Total Propagated Uncertainty (see PAI SOP 743)

MDC - Minimum Detectable Concentration (see PAI SOP 709)

BDL - Below Detection Limit

Data Package ID: *GSS0408168-1*

PARAGON ANALYTICS
225 Commerce Drive ◆ Fort Collins, CO 80524 ◆ (800) 443-1511 ◆ (970) 490-1511 ◆ FAX (970) 490-1522

September 28, 2004

Mr. Dan Spicuzza
New World Technology
322 Albert Street
Turtle Creek, PA 15145

Re: Paragon Workorder: 04-08-169
Client Project Name: Ravenna
Client Project Number: GA00563

Dear Mr. Spicuzza:

Twenty soil samples were received from New World Technology on August 18, 2004. The samples were scheduled for Gamma Spectroscopy (pages 1-382) analysis. The results for this analysis are contained in the enclosed reports.

Thank you for your confidence in Paragon Analytics. Should you have any questions, please call.

Sincerely,

Paragon Analytics
Lance Steere
Senior Project Manager

LRS/ja
Enclosure: Report

Paragon Analytics

Sample Number(s) Cross-Reference Table

Paragon OrderNum: 0408169
Client Name: New World Technologies
Client Project Name: Ravenna
Client Project Number: GA00563
Client PO Number: 40149

Client Sample	Lab Sample Number	COC Number	Matrix	Date Collected	Time Collected
SU3-F3	0408169-1		SOIL	11-Aug-04	12:50
SU3-F0	0408169-2		SOIL	11-Aug-04	13:40
SU3-G0	0408169-3		SOIL	11-Aug-04	13:55
SU3-G1	0408169-4		SOIL	11-Aug-04	13:45
SU3-D0	0408169-5		SOIL	11-Aug-04	14:00
SU3-A1	0408169-6		SOIL	11-Aug-04	14:40
SU3-A0	0408169-7		SOIL	11-Aug-04	14:35
SU3-E3	0408169-8		SOIL	11-Aug-04	12:45
SU3-H0	0408169-9		SOIL	11-Aug-04	13:30
SU3-D1	0408169-10		SOIL	11-Aug-04	14:05
SU3-H1	0408169-11		SOIL	11-Aug-04	13:20
SU3-H2	0408169-12		SOIL	11-Aug-04	13:10
SU3-C0	0408169-13		SOIL	11-Aug-04	14:15
SU3-I0	0408169-14		SOIL	11-Aug-04	13:25
SU3-G2	0408169-15		SOIL	11-Aug-04	13:05
SU3-G3	0408169-16		SOIL	11-Aug-04	13:00
SU3-E1	0408169-17		SOIL	11-Aug-04	14:10
SU3-C1	0408169-18		SOIL	11-Aug-04	14:25
SU3-B1	0408169-19		SOIL	11-Aug-04	14:20
SU3-B0	0408169-20		SOIL	11-Aug-04	14:30

Paragon Analytics, Inc.

225 Commerce Drive Fort Collins, CO 80524
800-443-1511 or (970) 490-1511 (970) 490-1522 Fax

Accession Number (LAB ID) 0408169

Chain-of-Custody

Date 8-11-04 Page 1 of 4

Project Name / No.: Raveen/6A00563 Sampler(s): Kounts (circle one) Turnaround: Standard or Rush (Due 9-13-04) Dispose or Return to Client

Report To: Dan Spicuzzi
Phone: (412) 824-1333
Fax: (412) 824-8256
Company: NWT
Address: 322 Albert St. Turtle Creek, PA 15145

circle method or specify under comments

Sample ID	Date	Time *	Lab ID	Matrix	No. of Containers	VOCs SW8260B E624 E524.2 OLMO__	BTEX (only) SW8021B	SVOCs SW8270C E625 E525 OLMO__	OC Pesticides SW8081A E608 E508 OLMO__	PCBs SW8082 E608 E508 OLMO__	OP Pesticides SW8141A E614	Herbicides SW8151A E615	TCLP Organics SW1311 8260B 8270C 8081A 8151A	TCLP Metals SW 1311 6010B 7471	Total Metals SW6010B 7470 7471 E200 ILMO__	Dissolved Metals SW6010B 7470 E200 ILMO__	Reactive CN / S SW846 Chapter 7	Hexavalent Chromium SW7196A Alkaline Digest? Y / N	Inorganic Anions ** SW9056 E300 0	pH SW9040B 9045C	Oil & Grease SW9071A E413.2	TPH GRO DRO SW8015B (both)	TOX SW9020B	Gross Alpha / Beta SW9310 E900 0	Actinides by PAI SOP (circle). Pu / U / Am / Th / Cm	Total Uranium by KPA D5174-91	Tritium E906.0	Total Alpha-Emitting Radium SW9315 E903.0	Radium 226 SW9315 E903.0 Radium 228 SW9320 E904.0	Strontium 89 D5811-95 Strontium 90 D5811-95	Gamma Isotopes ** E901.1 Dc-228		
SU3-C1	8-11-04	1105		S	1																										X		
SU3-D2		1110		S	1																										X		
SU3-D3		1115		S	1																										X		
SU3-C3		1120		S	1																										X		
SU3-E1		1135		S	1																										X		
SU3-F1		1350		S	1																										X		
SU3-F2		1140		S	1																										X		
SU3-E0		1255		S	1																										X		
SU3-F3		1250	(1)	S	1																										X		
SU3-F0		1340	(2)	S	1																										X		

Comments: S-Soil

Relinquished By: (1)	Relinquished By: (2)
Signature [signature]	Signature
Printed Name Dan Spicuzzi	Printed Name
Date 8-16-04 Time 0800	Date Time
Company NWT	Company
Received By: (1)	**Received By: (2)**
Signature [signature]	Signature
Printed Name [signature]	Printed Name
Date 8-18-04 Time 1000	Date Time
Company PA	Company

Form 202r4.xls (1/3/01)

* Time Zone (circle one): EST CST MST PST

** Indicate specific analytes under comments.

Distribution: white / yellow (Paragon); pink retained by originator.

Paragon Analytics, Inc.

225 Commerce Drive Fort Collins, CO 80524
800-443-1511 or (970) 490-1511 (970) 490-1522 Fax

Accession Number (LAB ID) 0408169

Chain-of-Custody

Date 8-13-04 Page 1 of 4

Project Name / No.: [illegible] Sampler(s): [illegible] (circle one) Turnaround: Standard or Rush (Due 8-13-04) Dispose or Return to Client

Report To:
Phone: See
Fax:
Company: Page 1 of 4
Address:

circle method or specify under comments

Sample ID	Date	Time *	Lab ID	Matrix	No. of Containers	VOCs SW8260B E624 E524.2 OLMO__	BTEX (only) SW8021B	SVOCs SW8270C E625 E525 OLMO__	OC Pesticides SW8081A E608 E508 OLMO__	PCBs SW8082 E608 E508 OLMO__	OP Pesticides SW8141A E614	Herbicides SW8151A E615	TCLP Organics SW1311 8260B 8270C 8081A 8151A	TCLP Metals SW 1311 6010B 7471	Total Metals SW6010B 7470 7471 E200 ILMO__	Dissolved Metals SW6010B 7470 E200 ILMO__	Reactive CN / S SW846 Chapter 7	Hexavalent Chromium SW7196A Alkaline Digest? Y / N	Inorganic Anions ** SW9056 E300.0	pH SW9040B 9045C	Oil & Grease SW9071A E413.2	TPH GRO DRO SW8015B (both)	TOX SW9020B	Gross Alpha / Beta SW9310 E900.0	Actinides by PAI SOP (circle): Pu / U / Am / Th / Cm	Total Uranium by KPA D5174-91	Tritium E906.0	Total Alpha-Emitting Radium SW9315 E903.0	Radium 226 SW9315 E903.0 Radium 228 SW9320 E904.0	Strontium 89 D5811-95 Strontium 90 D5811-95	Gamma Isotopes ** E901.1		
SU3-G0	8-4-04	1315	3	S	1																										X		
SU3-G1		1345	4	S	1																										X		
SU3-D0		1400	5	S	1																										X		
SU3-A1		1440	6	S	1																										X		
SU3-A0		1435	7	S	1																										X		
SU3-F3		1345	8	S	1																										X		
SU3-H0		1330	9	S	1																										X		
SU3-D1		1405	10	S	1																										X		
SU3-H1		1300	11	S	1																										X		
SU3-H2		1310	12	S	1																										X		

Comments: S - Soil

Relinquished By: (1)	Relinquished By: (2)
Signature [illegible]	Signature
Printed Name [illegible]	Printed Name
Date 8-16-04 Time [illegible]	Date Time
Company [illegible]	Company
Received By: (1)	**Received By: (2)**
Signature [illegible]	Signature
Printed Name [illegible]	Printed Name
Date 8-18-04 Time [illegible]	Date Time
Company [illegible]	Company

Form 202r4.xls (1/3/01)

* Time (circle one): EST CST MST PST

** Indicate specific analytes under [illegible]ments.

Distribution: white / yellow (Paragon); pink retained by o[illegible]tor.

Paragon Analytics, Inc.

225 Commerce Drive Fort Collins, CO 80524
800-443-1511 or (970) 490-1511 (970) 490-1522 Fax

Accession Number (LAB ID) 0408169

Chain-of-Custody

Date 8-12-04 Page 3 of 4

Project Name / No.: Paragon 16A0056 Sampler(s): Kowatz (circle one) Turnaround: Standard or Rush (Due 8-13-04) Dispose or Return to Client

Report To:
Phone:
Fax: See
Company:
Address: Page 1 of 4

circle method or specify under comments

Sample ID	Date	Time *	Lab ID	Matrix	No. of Containers	VOCs SW8260B E624 E524.2 OLMO__	BTEX (only) SW8021B	SVOCs SW8270C E625 E525 OLMO__	OC Pesticides SW8081A E608 E508 OLMO__	PCBs SW8082 E608 E508 OLMO__	OP Pesticides SW8141A E614	Herbicides SW8151A E615	TCLP Organics SW1311 8260B 8270C 8081A 8151A	TCLP Metals SW 1311 6010B 7471	Total Metals SW6010B 7470 7471 E200 ILMO__	Dissolved Metals SW6010B 7470 E200 ILMO__	Reactive CN / S SW846 Chapter 7	Hexavalent Chromium SW7196A Alkaline Digest? Y / N	Inorganic Anions ** SW9056 E300 0	pH SW9040B 9045C	Oil & Grease SW9071A E413 2	TPH GRO DRO SW8015B (both)	TOX SW9020B	Gross Alpha / Beta SW9310 E900 0	Actinides by PAI SOP (circle): Pu / U / Am / Th / Cm	Total Uranium by KPA D5174-91	Tritium E906.0	Total Alpha-Emitting Radium SW9315 E903.0	Radium 226 SW9315 E903.0 Radium 228 SW9320 E904.0	Strontium 89 D5811-95 Strontium 90 D5811-95	Gamma Isotopes ** E901.1 Ac-228		
SU3-C0	8-16-04	1415	13	S	1																										X		
SU3-I0		1325	14	S	1																										X		
SU3-G1		1305	15	S	1																										X		
SU3-G3		1300	16	S	1																										X		
SU3-E1		1410	17	S	1																										X		
SU3-C1		1425	18	S	1																										X		
SU3-B1		1420	19	S	1																										X		
SU3-B0		1430	20	S	1																										X		
SU5-RCS-1	8-3-04	1500		S	1																										X		
SU5-RCS-2		1510		S	1																										X		

Comments: S-Soil

Relinquished By: (1)	Relinquished By: (2)
Signature [signature]	Signature
Printed Name [signature]	Printed Name
Date 8-16-04 Time 0800	Date Time
Company NWS	Company

Received By: (1)	Received By: (2)
Signature [signature]	Signature
Printed Name [signature]	Printed Name
Date 8-18-04 Time 1000	Date Time
Company PA	Company

Form 202r4.xls (1/3/01)

* Time Zone (circle one): EST CST MST PST

** Indicate specific analytes under comments.

Distribution: white / yellow (Paragon); pink retained by originator.

Paragon Analytics

CONDITION OF SAMPLE UPON RECEIPT FORM

Client: NWT Workorder No: 0408169

Project Manager: LS Initials: [illegible] Date: 8/18/04

1.	Does this project require any **special handling** in addition to standard Paragon procedures?		YES	NO
2.	Is **pre-screening** required per SOP 008?		YES	NO
3.	Are custody **seals** on **shipping containers** intact?	N/A	YES	NO
4.	Are custody **seals** on **sample containers** intact?	N/A	YES	NO
5.	Is there a **COC (Chain-of-Custody) present** or other representative documents?		YES	NO
6.	Is the **COC** (if applicable) **complete and legible**?	N/A	YES	NO
7.	Are **bottle IDs legible** and in **agreement** with **COC sample IDs**?	N/A	YES	NO
8.	Is the COC in agreement with samples received? (**# of samples, # of containers, matrix**)	N/A	YES	NO
9.	Were **airbills** present and/or removable?	N/A	YES	NO
10.	Are all **aqueous samples** requiring preservation **preserved correctly**? (excluding volatile organics)	N/A	YES	NO
11.	Are all aqueous **non-preserved samples** at the **correct pH**?	N/A	YES	NO
12.	Is there **sufficient sample** for the requested analyses?		YES	NO
13.	Were all samples placed in the **proper containers** for the requested analyses?		YES	NO
14.	Are all samples within **holding times** for the requested analyses?		YES	NO
15.	Were all sample containers received **intact**? (not broken or leaking, etc.)		YES	NO
16.	Are all samples requiring no headspace (volatiles, reactive cyanide/sulfide, radon), headspace free? **Size of bubble**: ____ < green pea ____ > green pea	N/A	YES	NO
17.	Were samples checked for and free from the presence of **residual chlorine?** (Applicable when PM has indicated samples are from a chlorinated water source; note if field preservation with sodium thiosulfate was not observed.)	N/A	YES	NO
18.	Were the sample(s) **shipped on ice**?	N/A	YES	NO
19.	Were cooler temperatures measured at 0.1-6.0°C? **IR gun used*: #1 #2**	N/A	YES	NO

*IR Gun #1: Raytek, SN SC-PM3/T29403	Cooler #'s	1							
*IR Gun #2: Oakton, SN 2SCIR1201	Temperature	NA							
	No. of custody seals	1							
DOT Survey/ Acceptance Information	External µR/hr reading	10							
	Background µR/hr reading	13							

Were external µR/hr readings ≤ two times background and within DOT acceptance criteria? **YES / NO** (If no, see Form 008.)

Additional Information: PROVIDE DETAILS BELOW FOR A NO RESPONSE TO ANY QUESTION ABOVE EXCEPT #1 AND #2.

If applicable, was the client contacted? **YES / NO / NA** Contact Name: _____ Date/Time: _____

Project Manager Signature/ Date: [illegible] 8/20/04

Form 201r18.xls (6/26/04)

emp: 338466 16AUG04

FedEx.

** 2DAY **

WED

Master 8366 8127 5132 FORM 0200

Deliver By:
18AUG04
AA

0003/0003 MPS#:8233 6392 7511 FORM 0260

DEN

80524 16 CO-US

TC FTCA

Tue

Paragon Analytics

Radiochemistry Case Narrative
Gamma Spectroscopy

New World Technologies

Ravenna / GA00563

Paragon Work Order 0408169

1. This report consists of analysis results for twenty soil samples received by Paragon Analytics on 8/18/04. The analysis results for these samples are reported on a 'dry weight' basis in units of pCi/gram.

2. These samples were prepared according to Paragon Analytics procedure PA SOP739R8.

3. The samples were analyzed for the presence of gamma emitting radionuclides according to Paragon Analytics procedure PA SOP713R8. The analyses were completed on 9/20/04.

4. Sample volumes were insufficient to allow preparation of duplicates. Duplicate analyses of samples SU3-F3 and SU3-D1 (PA ID 0408169-1 and -10) were performed in lieu of prepared duplicates.

5. Activity concentrations above the calculated MDC are reported in some instances where minimum nuclide identification criteria are not met. Such tentative identifications result when the software attempts to calculate net activity concentrations for analytes where either one or both of the following criteria are not satisfied: the 'diagnostic' peak for a nuclide must be identified above the critical level, or the minimum library peak abundance must be attained. Nuclides not meeting these requirements have been flagged with a "TI" qualifier.

6. Paragon Analytics has found there to be a significant low bias to Pb-214 and Bi-214 results when using a mixed nuclide gamma source for efficiency calibrations. The magnitude of this bias has been determined to be approximately 32% for Bi-214, and 23% for Pb-214. Therefore, any reported results for Pb-214 and Bi-214 are flagged with a "J" qualifier, indicating the activity values to be an estimated value. Results are reported without further qualification.

7. There are cases where the sample density is less than the associated calibration standard density. Cases that exceed the limit of +/- 15% of the density of the calibration standard are flagged with a 'G', denoting a significant density difference between the sample and calibration standard. Consequently, the results may be biased high for the flagged results in this work order. If requested, Paragon Analytics will perform a transmission spike in order to estimate a magnitude of this bias. The results are reported without further qualification.

8. There are cases where the magnitude of negative activity is greater than the 2-sigma TPU. Under typical conditions, where background data is normally distributed and analyzed by paired observations, this event is likely to occur at least 2.5% of the time. Review of the data does not indicate a problem with the instrument or reporting systems and results are reported without further qualification.

9. Paragon Analytics follows the convention outlined in ANSI N42.23 for reporting significant digits in the TPU and MDC results. ANSI N42.23 states that the TPU result should be rounded to two significant digits and that the MDC result should be rounded to the same decimal place as the TPU result. In practice, this could result in an MDC result with a reported value of 0 for samples with significant activity, including the batch laboratory control sample.

10. No problems were encountered with either the client samples or the associated quality control samples. All quality control criteria were met.

The data contained in the following report have been reviewed and approved by the personnel listed below. In addition, Paragon Analytics certifies that the analyses reported herein are true, complete and correct within the limits of the methods employed.

Leah Balko
Radiochemistry Instrument Technician

9/24/04
Date

Radiochemistry Final Data Review

9-24-04
Date

1

PARAGON ANALYTICS
Radiochemistry Data Package

Section 1

SAMPLE RESULTS SUMMARY

A summary report is not provided.

Please refer to the individual sample results data in Section 3.

PARAGON ANALYTICS

Radiochemistry Data Package

2

Section 2

QC RESULTS SUMMARY

Gamma Spectroscopy Results

PAI 713 Rev 8

Method Blank Results

Lab Name: Paragon Analytics
Work Order Number: 0408169
Client Name: New World Technologies
ClientProject ID: Ravenna GA00563

Lab ID: GS040908-6MB

Sample Matrix: SOIL
Prep SOP: PAI 739 Rev 8
Date Collected: 08-Sep-04
Date Prepared: 08-Sep-04
Date Analyzed: 20-Sep-04

Prep Batch: GS040908-6
QCBatchID: GS040908-6-1
Run ID: GS040908-6A
Count Time: 30 minutes

Final Aliquot: 500 g
Result Units: pCi/g
File Name: 040439D05A

Library: FANP

CASNO	Target Nuclide	Result +/- 2 s TPU	MDC	Lab Qualifier
14331-83-0	Ac-228	0 +/- 0.14	0.27	U
14391-76-5	Ag-110m	0.024 +/- 0.033	0.054	U
14682-66-7	Al-26	-0.007 +/- 0.050	0.103	U
14596-10-2	Am-241	-0.08 +/- 0.26	0.51	U
13966-02-4	Be-7	-0.09 +/- 0.26	0.52	U
14913-49-6	Bi-212	0.37 +/- 0.43	0.68	U
14733-03-0	Bi-214	0.017 +/- 0.089	0.160	U,J
13982-30-4	Ce-139	0.009 +/- 0.024	0.042	U
14762-78-8	Ce-144	-0.06 +/- 0.16	0.30	U
14093-03-9	Co-56	-0.016 +/- 0.059	0.124	U
13981-50-5	Co-57	0.006 +/- 0.021	0.037	U
13981-38-9	Co-58	0.016 +/- 0.032	0.056	U
10198-40-0	Co-60	-0.033 +/- 0.047	0.103	U
14392-02-0	Cr-51	0.20 +/- 0.22	0.35	U
13967-70-9	Cs-134	0.025 +/- 0.039	0.066	U

Comments:

Qualifiers/Flags:

U - Result is less than the sample specific MDC or less than the associated TPU
Y1 - Chemical Yield is in control at 100-110%. Quantitative Yield is assumed.
Y2 - Chemical Yield outside default limits.
LT - Result is less than Requested MDC, greater than sample specific MDC.
SQ - Spectral quality prevents accurate quantitation.
SI - Nuclide identification and/or quantitation is tentative.
TI - Nuclide identification is tentative.
R - Nuclide has exceeded 8 halflives.
M - Requested MDC not met.
B - Analyte concentration greater than MDC.
B3 - Analyte concentration greater than MDC but less than Requested MDC.

Abbreviations:

TPU - Total Propagated Uncertainty (see PAI SOP 743)
MDC - Minimum Detectable Concentration (see PAI SOP 709)
BDL - Below Detection Limit

Data Package ID: *GSS0408169-1*

Gamma Spectroscopy Results

PAI 713 Rev 8

Method Blank Results

Lab Name: Paragon Analytics
Work Order Number: 0408169
Client Name: New World Technologies
ClientProject ID: Ravenna GA00563

Lab ID: GS040908-6MB

Sample Matrix: SOIL
Prep SOP: PAI 739 Rev 8
Date Collected: 08-Sep-04
Date Prepared: 08-Sep-04
Date Analyzed: 20-Sep-04

Prep Batch: GS040908-6
QCBatchID: GS040908-6-1
Run ID: GS040908-6A
Count Time: 30 minutes

Final Aliquot: 500 g
Result Units: pCi/g
File Name: 040439D05A

Library: FANP

CASNO	Target Nuclide	Result +/- 2 s TPU	MDC	Lab Qualifier
10045-97-3	Cs-137	-0.026 +/- 0.038	0.080	U
14683-23-9	Eu-152	0.07 +/- 0.15	0.28	U
15585-10-1	Eu-154	0.12 +/- 0.17	0.29	U
14391-16-3	Eu-155	0.035 +/- 0.097	0.170	U
14596-12-4	Fe-59	0.047 +/- 0.063	0.103	U
10043-66-0	I-131	0.008 +/- 0.023	0.043	U
13966-00-2	K-40	-0.01 +/- 0.35	0.72	U
13966-31-9	Mn-54	0.002 +/- 0.029	0.057	U
13966-32-0	Na-22	-0.005 +/- 0.039	0.080	U
14681-63-1	Nb-94	-0.010 +/- 0.043	0.082	U
13967-76-5	Nb-95	-0.014 +/- 0.027	0.060	U
15100-28-4	Pa-234m	-3.7 +/- 5.7	12.8	U
15092-94-1	Pb-212	-0.031 +/- 0.062	0.118	U
15067-28-4	Pb-214	0.071 +/- 0.078	0.126	U,J
13967-48-1	Ru-106	-0.16 +/- 0.33	0.67	U

Comments:

Qualifiers/Flags:

U - Result is less than the sample specific MDC or less than the associated TPU
Y1 - Chemical Yield is in control at 100-110%. Quantitative Yield is assumed.
Y2 - Chemical Yield outside default limits.
LT - Result is less than Requested MDC, greater than sample specific MDC.
SQ - Spectral quality prevents accurate quantitation.
SI - Nuclide identification and/or quantitation is tentative.
TI - Nuclide identification is tentative.
R - Nuclide has exceeded 8 halflives.
M - Requested MDC not met.
B - Analyte concentration greater than MDC.
B3 - Analyte concentration greater than MDC but less than Requested MDC.

Abbreviations:

TPU - Total Propagated Uncertainty (see PAI SOP 743)
MDC - Minimum Detectable Concentration (see PAI SOP 709)
BDL - Below Detection Limit

Data Package ID: *GSS0408169-1*

Gamma Spectroscopy Results

PAI 713 Rev 8

Method Blank Results

Lab Name: Paragon Analytics
Work Order Number: 0408169
Client Name: New World Technologies
ClientProject ID: Ravenna GA00563

Lab ID: GS040908-6MB

Sample Matrix: SOIL
Prep SOP: PAI 739 Rev 8
Date Collected: 08-Sep-04
Date Prepared: 08-Sep-04
Date Analyzed: 20-Sep-04

Prep Batch: GS040908-6
QCBatchID: GS040908-6-1
Run ID: GS040908-6A
Count Time: 30 minutes

Final Aliquot: 500 g
Result Units: pCi/g
File Name: 040439D05A

Library: FANP

CASNO	Target Nuclide	Result +/- 2 s TPU	MDC	Lab Qualifier
14683-10-4	Sb-124	0.006 +/- 0.036	0.065	U
14234-35-6	Sb-125	0.016 +/- 0.085	0.157	U
13967-63-0	Sc-46	0.016 +/- 0.028	0.048	U
15623-47-9	Th-227	0.05 +/- 0.20	0.36	U
15065-10-8	Th-234	-0.60 +/- 0.54	1.09	U
14913-50-9	Tl-208	0.008 +/- 0.038	0.070	U
15117-96-1	U-235	0.08 +/- 0.17	0.30	U
13982-39-3	Zn-65	-0.043 +/- 0.068	0.155	U

Comments:

Qualifiers/Flags:

U - Result is less than the sample specific MDC or less than the associated TPU
Y1 - Chemical Yield is in control at 100-110%. Quantitative Yield is assumed.
Y2 - Chemical Yield outside default limits.
LT - Result is less than Requested MDC, greater than sample specific MDC.
SQ - Spectral quality prevents accurate quantitation.
SI - Nuclide identification and/or quantitation is tentative.
TI - Nuclide identification is tentative.
R - Nuclide has exceeded 8 halflives.
M - Requested MDC not met.
B - Analyte concentration greater than MDC.
B3 - Analyte concentration greater than MDC but less than Requested MDC.

Abbreviations:

TPU - Total Propagated Uncertainty (see PAI SOP 743)
MDC - Minimum Detectable Concentration (see PAI SOP 709)
BDL - Below Detection Limit

Data Package ID: *GSS0408169-1*

Gamma Spectroscopy Results

PAI 713 Rev 8

Laboratory Control Sample(s)

Lab Name: Paragon Analytics
Work Order Number: 0408169
Client Name: New World Technologies
ClientProject ID: Ravenna GA00563

Lab ID: GS040908-6LCS

Library: ANALYTICAL

Sample Matrix: SOIL
Prep SOP: PAI 739 Rev 8
Date Collected: 08-Sep-04
Date Prepared: 08-Sep-04
Date Analyzed: 20-Sep-04

Prep Batch: GS040908-6
QCBatchID: GS040908-6-1
Run ID: GS040908-6A
Count Time: 30 minutes

Final Aliquot: 500 g
Result Units: pCi/g
File Name: 041632D07A

CASNO	Target Nuclide	Results +/- 2s TPU	MDC	Spike Added	% Rec	Control Limits	Lab Qualifier
14596-10-2	Am-241	207 +/- 24	2	212	97.9	85 - 115	P
10198-40-0	Co-60	113 +/- 13	0	116	98.0	85 - 115	P
10045-97-3	Cs-137	83.2 +/- 9.8	0.7	85.2	97.7	85 - 115	P

Comments:

Qualifiers/Flags:

U - Result is less than the sample specific MDC or less than the associated TPU
LT - Result is less than Requested MDC, greater than sample specific MDC.
Y1 - Chemical Yield is in control at 100-110%. Quantitative Yield is assumed.
Y2 - Chemical Yield outside default limits.
L - LCS Recovery below lower control limit.
H - LCS Recovery above upper control limit.
P - LCS Recovery within control limits.
M - The requested MDC was not met.
M3 - The requested MDC was not met, but thereported activity is greater than the reported MDC.

Abbreviations:

TPU - Total Propagated Uncertainty (see PAI SOP 743)
MDC - Minimum Detectable Concentration (see PAI SOP 709)

SQ - Spectral quality prevents accurate quantitation.
SI - Nuclide identification and/or quantitation is tentative.
TI - Nuclide identification is tentative.
R - Nuclide has exceeded 8 halflives.

Data Package ID: *GSS0408169-1*

Gamma Spectroscopy Results

PAI 713 Rev 8

Duplicate Sample Results (DER)

Lab Name: Paragon Analytics
Work Order Number: 0408169
Client Name: New World Technologies
ClientProject ID: Ravenna GA00563

Field ID: SU3-F3
Lab ID: 0408169-1DUP

Library: FANP

Sample Matrix: SOIL
Prep SOP: PAI 739 Rev 8
Date Collected: 11-Aug-04
Date Prepared: 08-Sep-04
Date Analyzed: 17-Sep-04

Prep Batch: GS040908-6
QCBatchID: GS040908-6-1
Run ID: GS040908-6A
Count Time: 30 minutes
Report Basis: Dry Weight

Final Aliquot: 360 g
Prep Basis: Dry Weight
Moisture(%): NA
Result Units: pCi/g
File Name: 040374D09A

CASNO	Analyte	Sample Result +/- 2 s TPU	Duplicate Result +/- 2 s TPU	DER	Control Limit	Lab Qualifiers
14331-83-0	Ac-228	1.40 +/- 0.35	1.55 +/- 0.34	0.30	2.13	G
14391-76-5	Ag-110m	0.023 +/- 0.091	-0.017 +/- 0.064	0.37	2.13	U,G
14682-66-7	Al-26	0.004 +/- 0.062	-0.009 +/- 0.070	0.14	2.13	U,G
14596-10-2	Am-241	-0.08 +/- 0.59	0.1 +/- 1.5	0.11	2.13	U,G
13966-02-4	Be-7	0.21 +/- 0.83	-0.08 +/- 0.73	0.26	2.13	U,G
14913-49-6	Bi-212	1.4 +/- 1.3	1.6 +/- 1.1	0.13	2.13	U,G
14733-03-0	Bi-214	0.74 +/- 0.25	0.55 +/- 0.20	0.61	2.13	G,J
13982-30-4	Ce-139	-0.030 +/- 0.062	-0.029 +/- 0.073	0.01	2.13	U,G
14762-78-8	Ce-144	-0.27 +/- 0.40	-0.30 +/- 0.38	0.04	2.13	U,G
14093-03-9	Co-56	0.17 +/- 0.19	0.22 +/- 0.17	0.20	2.13	U,G
13981-50-5	Co-57	0.016 +/- 0.053	-0.021 +/- 0.055	0.48	2.13	U,G
13981-38-9	Co-58	-0.058 +/- 0.090	0.013 +/- 0.089	0.56	2.13	U,G
10198-40-0	Co-60	-0.030 +/- 0.073	0.026 +/- 0.068	0.56	2.13	U,G
14392-02-0	Cr-51	0.8 +/- 1.2	-0.2 +/- 1.1	0.62	2.13	U,G
13967-70-9	Cs-134	0 +/- 0.073	0.011 +/- 0.062	0.11	2.13	U,G
10045-97-3	Cs-137	-0.04 +/- 0.10	0.044 +/- 0.065	0.68	2.13	U,G
14683-23-9	Eu-152	-0.05 +/- 0.35	0.28 +/- 0.30	0.69	2.13	U,G

Comments:

Duplicate Qualifiers/Flags:

U - Result is less than the sample specific MDC.
Y1 - Chemical Yield is in control at 100-110%. Quantitative yield is assumed.
Y2 - Chemical Yield outside default limits.
W - DER is greater than Warning Limit of 1.42
D - DER is greater than Control Limit of 2.13
LT - Result is less than Request MDC, greater than sample specific MDC
M - Requested MDC not met.
M3 - The requested MDC was not met, but the reported activity is greater than the reported MDC.
L - LCS Recovery below lower control limit.
H - LCS Recovery above upper control limit.
P - LCS, Matrix Spike Recovery within control limits.
N - Matrix Spike Recovery outside control limits
SQ - Spectral quality prevents accurate quantitation.
SI - Nuclide identification and/or quantitation is tentative.
TI - Nuclide identification is tentative.
R - Nuclide has exceeded 8 halflives.
G - Sample density differs by more than 15% of LCS density.

Abbreviations:

TPU - Total Propagated Uncertainty (see PAI SOP 743)
DER - Duplicate Error Ratio
BDL - Below Detection Limit
NR - Not Reported

Data Package ID: *GSS0408169-1*

Gamma Spectroscopy Results

PAI 713 Rev 8

Duplicate Sample Results (DER)

Lab Name: Paragon Analytics
Work Order Number: 0408169
Client Name: New World Technologies
ClientProject ID: Ravenna GA00563

Field ID: SU3-F3
Lab ID: 0408169-1DUP

Library: FANP

Sample Matrix: SOIL
Prep SOP: PAI 739 Rev 8
Date Collected: 11-Aug-04
Date Prepared: 08-Sep-04
Date Analyzed: 17-Sep-04

Prep Batch: GS040908-6
QCBatchID: GS040908-6-1
Run ID: GS040908-6A
Count Time: 30 minutes
Report Basis: Dry Weight

Final Aliquot: 360 g
Prep Basis: Dry Weight
Moisture(%): NA
Result Units: pCi/g
File Name: 040374D09A

15585-10-1	Eu-154	-0.08 +/- 0.35	0.30 +/- 0.31	0.82	2.13	U,G
14391-16-3	Eu-155	0.33 +/- 0.25	0.03 +/- 0.29	0.79	2.13	U,G
14596-12-4	Fe-59	0.09 +/- 0.19	-0.09 +/- 0.22	0.63	2.13	U,G
10043-66-0	I-131	-0.8 +/- 1.5	-0.6 +/- 1.3	0.09	2.13	U,G
13966-00-2	K-40	6.0 +/- 1.8	7.1 +/- 1.8	0.44	2.13	G
13966-31-9	Mn-54	-0.007 +/- 0.072	0.039 +/- 0.069	0.46	2.13	U,G
13966-32-0	Na-22	0.006 +/- 0.085	0.005 +/- 0.062	0.02	2.13	U,G
14681-63-1	Nb-94	-0.019 +/- 0.079	-0.024 +/- 0.056	0.06	2.13	U,G
13967-76-5	Nb-95	0 +/- 0.11	-0.041 +/- 0.090	0.32	2.13	U,G
15100-28-4	Pa-234m	-6.3 +/- 9.7	-5 +/- 10	0.12	2.13	U,G
15092-94-1	Pb-212	1.28 +/- 0.26	1.80 +/- 0.30	1.31	2.13	G
15067-28-4	Pb-214	0.60 +/- 0.18	0.69 +/- 0.17	0.34	2.13	G,J
13967-48-1	Ru-106	0.92 +/- 0.67	0 +/- 0.61	1.02	2.13	U,G
14683-10-4	Sb-124	0.07 +/- 0.11	0.043 +/- 0.086	0.19	2.13	U,G
14234-35-6	Sb-125	0.11 +/- 0.21	0.11 +/- 0.15	0.03	2.13	U,G
13967-63-0	Sc-46	-0.05 +/- 0.10	0.039 +/- 0.083	0.72	2.13	U,G
15623-47-9	Th-227	-0.57 +/- 0.60	-0.62 +/- 0.68	0.06	2.13	U,G
15065-10-8	Th-234	0.7 +/- 1.5	-0.4 +/- 1.7	0.50	2.13	U,G
14913-50-9	Tl-208	0.40 +/- 0.13	0.51 +/- 0.12	0.59	2.13	G

Comments:

Duplicate Qualifiers/Flags:

U - Result is less than the sample specific MDC.
Y1 - Chemical Yield is in control at 100-110%. Quantitative yield is assumed.
Y2 - Chemical Yield outside default limits.
W - DER is greater than Warning Limit of 1.42
D - DER is greater than Control Limit of 2.13
LT - Result is less than Request MDC, greater than sample specific MDC
M - Requested MDC not met.
M3 - The requested MDC was not met, but the reported activity is greater than the reported MDC.
L - LCS Recovery below lower control limit.
H - LCS Recovery above upper control limit.
P - LCS, Matrix Spike Recovery within control limits.
N - Matrix Spike Recovery outside control limits
SQ - Spectral quality prevents accurate quantitation.
SI - Nuclide identification and/or quantitation is tentative.
TI - Nuclide identification is tentative.
R - Nuclide has exceeded 8 halflives.
G - Sample density differs by more than 15% of LCS density.

Abbreviations:

TPU - Total Propagated Uncertainty (see PAI SOP 743)
DER - Duplicate Error Ratio
BDL - Below Detection Limit
NR - Not Reported

Data Package ID: *GSS0408169-1*

Gamma Spectroscopy Results

PAI 713 Rev 8

Duplicate Sample Results (DER)

Lab Name: Paragon Analytics
Work Order Number: 0408169
Client Name: New World Technologies
ClientProject ID: Ravenna GA00563

Field ID: SU3-F3
Lab ID: 0408169-1DUP

Library: FANP

Sample Matrix: SOIL
Prep SOP: PAI 739 Rev 8
Date Collected: 11-Aug-04
Date Prepared: 08-Sep-04
Date Analyzed: 17-Sep-04

Prep Batch: GS040908-6
QCBatchID: GS040908-6-1
Run ID: GS040908-6A
Count Time: 30 minutes
Report Basis: Dry Weight

Final Aliquot: 360 g
Prep Basis: Dry Weight
Moisture(%): NA
Result Units: pCi/g
File Name: 040374D09A

15117-96-1	U-235	0.05 +/- 0.44	-0.11 +/- 0.39	0.27	2.13	U,G
13982-39-3	Zn-65	-0.30 +/- 0.20	-0.17 +/- 0.18	0.46	2.13	U,G

Comments:

Duplicate Qualifiers/Flags:

U - Result is less than the sample specific MDC.
Y1 - Chemical Yield is in control at 100-110%. Quantitative yield is assumed.
Y2 - Chemical Yield outside default limits.
W - DER is greater than Warning Limit of 1.42
D - DER is greater than Control Limit of 2.13
LT - Result is less than Request MDC, greater than sample specific MDC
M - Requested MDC not met.
M3 - The requested MDC was not met, but the reported activity is greater than the reported MDC.
L - LCS Recovery below lower control limit.
H - LCS Recovery above upper control limit.
P - LCS, Matrix Spike Recovery within control limits.
N - Matrix Spike Recovery outside control limits
SQ - Spectral quality prevents accurate quantitation.
SI - Nuclide identification and/or quantitation is tentative.
TI - Nuclide identification is tentative.
R - Nuclide has exceeded 8 halflives.
G - Sample density differs by more than 15% of LCS density.

Abbreviations:

TPU - Total Propagated Uncertainty (see PAI SOP 743)
DER - Duplicate Error Ratio
BDL - Below Detection Limit
NR - Not Reported

Data Package ID: *GSS0408169-1*

Gamma Spectroscopy Results

PAI 713 Rev 8

Duplicate Sample Results (DER)

Lab Name: Paragon Analytics
Work Order Number: 0408169
Client Name: New World Technologies
ClientProject ID: Ravenna GA00563

Field ID: SU3-D1
Lab ID: 0408169-10DUP

Library: FANP

Sample Matrix: SOIL
Prep SOP: PAI 739 Rev 8
Date Collected: 11-Aug-04
Date Prepared: 08-Sep-04
Date Analyzed: 20-Sep-04

Prep Batch: GS040908-6
QCBatchID: GS040908-6-1
Run ID: GS040908-6A
Count Time: 30 minutes
Report Basis: Dry Weight

Final Aliquot: 271 g
Prep Basis: Dry Weight
Moisture(%): NA
Result Units: pCi/g
File Name: 042253D01A

CASNO	Analyte	Sample Result +/- 2 s TPU	Duplicate Result +/- 2 s TPU	DER	Control Limit	Lab Qualifiers
14331-83-0	Ac-228	1.35 +/- 0.38	1.25 +/- 0.48	0.17	2.13	G
14391-76-5	Ag-110m	-0.053 +/- 0.073	-0.18 +/- 0.18	0.67	2.13	U,G
14682-66-7	Al-26	0.033 +/- 0.055	-0.049 +/- 0.082	0.83	2.13	U,G
14596-10-2	Am-241	0.16 +/- 0.58	0.11 +/- 0.77	0.06	2.13	U,G
13966-02-4	Be-7	0.64 +/- 0.86	-0.2 +/- 1.2	0.56	2.13	U,G
14913-49-6	Bi-212	0.7 +/- 1.3	2.3 +/- 1.6	0.79	2.13	G,TI
14733-03-0	Bi-214	1.21 +/- 0.29	1.48 +/- 0.39	0.55	2.13	G,J
13982-30-4	Ce-139	0.014 +/- 0.067	-0.033 +/- 0.083	0.44	2.13	U,G
14762-78-8	Ce-144	0.05 +/- 0.40	-0.35 +/- 0.52	0.61	2.13	U,G
14093-03-9	Co-56	0.33 +/- 0.22	0.19 +/- 0.23	0.46	2.13	U,G
13981-50-5	Co-57	0 +/- 0.050	0.028 +/- 0.071	0.32	2.13	U,G
13981-38-9	Co-58	-0.073 +/- 0.089	-0.01 +/- 0.12	0.41	2.13	U,G
10198-40-0	Co-60	-0.067 +/- 0.074	-0.036 +/- 0.080	0.28	2.13	U,G
14392-02-0	Cr-51	0.2 +/- 1.4	-0.1 +/- 1.8	0.12	2.13	U,G
13967-70-9	Cs-134	-0.083 +/- 0.075	-0.07 +/- 0.11	0.11	2.13	U,G
10045-97-3	Cs-137	1.06 +/- 0.22	1.20 +/- 0.27	0.42	2.13	G
14683-23-9	Eu-152	0.09 +/- 0.33	-0.32 +/- 0.66	0.57	2.13	U,G

Comments:

Duplicate Qualifiers/Flags:

U - Result is less than the sample specific MDC.
Y1 - Chemical Yield is in control at 100-110%. Quantitative yield is assumed.
Y2 - Chemical Yield outside default limits.
W - DER is greater than Warning Limit of 1.42
D - DER is greater than Control Limit of 2.13
LT - Result is less than Request MDC, greater than sample specific MDC
M - Requested MDC not met.
M3 - The requested MDC was not met, but the reported activity is greater than the reported MDC.
L - LCS Recovery below lower control limit.
H - LCS Recovery above upper control limit.
P - LCS, Matrix Spike Recovery within control limits.
N - Matrix Spike Recovery outside control limits
SQ - Spectral quality prevents accurate quantitation.
SI - Nuclide identification and/or quantitation is tentative.
TI - Nuclide identification is tentative.
R - Nuclide has exceeded 8 halflives.
G - Sample density differs by more than 15% of LCS density.

Abbreviations:

TPU - Total Propagated Uncertainty (see PAI SOP 743)
DER - Duplicate Error Ratio
BDL - Below Detection Limit
NR - Not Reported

Data Package ID: *GSS0408169-1*

Gamma Spectroscopy Results

PAI 713 Rev 8

Duplicate Sample Results (DER)

Lab Name: Paragon Analytics
Work Order Number: 0408169
Client Name: New World Technologies
ClientProject ID: Ravenna GA00563

Field ID: SU3-D1
Lab ID: 0408169-10DUP

Library: FANP

Sample Matrix: SOIL
Prep SOP: PAI 739 Rev 8
Date Collected: 11-Aug-04
Date Prepared: 08-Sep-04
Date Analyzed: 20-Sep-04

Prep Batch: GS040908-6
QCBatchID: GS040908-6-1
Run ID: GS040908-6A
Count Time: 30 minutes
Report Basis: Dry Weight

Final Aliquot: 271 g
Prep Basis: Dry Weight
Moisture(%): NA
Result Units: pCi/g
File Name: 042253D01A

15585-10-1	Eu-154	-0.26 +/- 0.40	0 +/- 0.47	0.41	2.13	U,G
14391-16-3	Eu-155	0.10 +/- 0.22	0.03 +/- 0.28	0.21	2.13	U,G
14596-12-4	Fe-59	-0.02 +/- 0.22	-0.24 +/- 0.31	0.58	2.13	U,G
10043-66-0	I-131	0.4 +/- 2.2	0.6 +/- 2.6	0.06	2.13	U,G
13966-00-2	K-40	4.1 +/- 1.5	4.1 +/- 1.8	0.01	2.13	G
13966-31-9	Mn-54	0.001 +/- 0.063	-0.009 +/- 0.096	0.09	2.13	U,G
13966-32-0	Na-22	-0.009 +/- 0.062	0.039 +/- 0.099	0.42	2.13	U,G
14681-63-1	Nb-94	0.050 +/- 0.075	0.027 +/- 0.090	0.20	2.13	U,G
13967-78-5	Nb-95	0.03 +/- 0.11	0.11 +/- 0.17	0.38	2.13	U,G
15100-28-4	Pa-234m	6 +/- 12	13 +/- 15	0.35	2.13	U,G
15092-94-1	Pb-212	1.38 +/- 0.28	1.53 +/- 0.32	0.34	2.13	G
15067-28-4	Pb-214	1.46 +/- 0.29	1.33 +/- 0.30	0.30	2.13	G,J
13967-48-1	Ru-106	-0.53 +/- 0.86	-0.51 +/- 0.81	0.02	2.13	U,G
14683-10-4	Sb-124	0.06 +/- 0.11	-0.11 +/- 0.13	1.00	2.13	U,G
14234-35-6	Sb-125	-0.05 +/- 0.16	-0.01 +/- 0.24	0.13	2.13	U,G
13967-63-0	Sc-46	0.097 +/- 0.078	0.025 +/- 0.099	0.57	2.13	U,G
15623-47-9	Th-227	0.24 +/- 0.61	-0.27 +/- 0.80	0.50	2.13	U,G
15065-10-8	Th-234	0.8 +/- 1.4	1.5 +/- 1.7	0.32	2.13	U,G
14913-50-9	Tl-208	0.42 +/- 0.14	0.49 +/- 0.16	0.36	2.13	G

Comments:

Duplicate Qualifiers/Flags:

U - Result is less than the sample specific MDC.
Y1 - Chemical Yield is in control at 100-110%. Quantitative yield is assumed.
Y2 - Chemical Yield outside default limits.
W - DER is greater than Warning Limit of 1.42
D - DER is greater than Control Limit of 2.13
LT - Result is less than Request MDC, greater than sample specific MDC
M - Requested MDC not met.
M3 - The requested MDC was not met, but the reported activity is greater than the reported MDC.
L - LCS Recovery below lower control limit.
H - LCS Recovery above upper control limit.
P - LCS, Matrix Spike Recovery within control limits.
N - Matrix Spike Recovery outside control limits
SQ - Spectral quality prevents accurate quantitation.
SI - Nuclide identification and/or quantitation is tentative.
TI - Nuclide identification is tentative.
R - Nuclide has exceeded 8 halflives.
G - Sample density differs by more than 15% of LCS density.

Abbreviations:

TPU - Total Propagated Uncertainty (see PAI SOP 743)
DER - Duplicate Error Ratio
BDL - Below Detection Limit
NR - Not Reported

Data Package ID: *GSS0408169-1*

Gamma Spectroscopy Results

PAI 713 Rev 8

Duplicate Sample Results (DER)

Lab Name: Paragon Analytics
Work Order Number: 0408169
Client Name: New World Technologies
ClientProject ID: Ravenna GA00563

Field ID: SU3-D1
Lab ID: 0408169-10DUP

Library: FANP

Sample Matrix: SOIL
Prep SOP: PAI 739 Rev 8
Date Collected: 11-Aug-04
Date Prepared: 08-Sep-04
Date Analyzed: 20-Sep-04

Prep Batch: GS040908-6
QCBatchID: GS040908-6-1
Run ID: GS040908-6A
Count Time: 30 minutes
Report Basis: Dry Weight

Final Aliquot: 271 g
Prep Basis: Dry Weight
Moisture(%): NA
Result Units: pCi/g
File Name: 042253D01A

15117-96-1	U-235	0.34 +/- 0.42	0.03 +/- 0.53	0.46	2.13	U,G
13982-39-3	Zn-65	-0.23 +/- 0.38	-0.27 +/- 0.33	0.08	2.13	U,G

Comments:

Duplicate Qualifiers/Flags:

U - Result is less than the sample specific MDC.
Y1 - Chemical Yield is in control at 100-110%. Quantitative yield is assumed.
Y2 - Chemical Yield outside default limits.
W - DER is greater than Warning Limit of 1.42
D - DER is greater than Control Limit of 2.13
LT - Result is less than Request MDC, greater than sample specific MDC
M - Requested MDC not met.
M3 - The requested MDC was not met, but the reported activity is greater than the reported MDC.
L - LCS Recovery below lower control limit.
H - LCS Recovery above upper control limit.
P - LCS, Matrix Spike Recovery within control limits.
N - Matrix Spike Recovery outside control limits

SQ - Spectral quality prevents accurate quantitation.
SI - Nuclide identification and/or quantitation is tentative.
TI - Nuclide identification is tentative.
R - Nuclide has exceeded 8 halflives.
G - Sample density differs by more than 15% of LCS density.

Abbreviations:

TPU - Total Propagated Uncertainty (see PAI SOP 743)
DER - Duplicate Error Ratio
BDL - Below Detection Limit
NR - Not Reported

Data Package ID: *GSS0408169-1*

PARAGON ANALYTICS
Radiochemistry Data Package

3

Section 3

INDIVIDUAL SAMPLE RESULTS

Gamma Spectroscopy Results

PAI 713 Rev 8

Sample Results

Lab Name: Paragon Analytics
Work Order Number: 0408169
Client Name: New World Technologies
ClientProject ID: Ravenna GA00563

Field ID: SU3-F3
Lab ID: 0408169-1

Library: FANP

Sample Matrix: SOIL
Prep SOP: PAI 739 Rev 8
Date Collected: 11-Aug-04
Date Prepared: 08-Sep-04
Date Analyzed: 17-Sep-04

Prep Batch: GS040908-6
QCBatchID: GS040908-6-1
Run ID: GS040908-6A
Count Time: 30 minutes
Report Basis: Dry Weight

Final Aliquot: 360 g
Prep Basis: Dry Weight
Moisture(%): NA
Result Units: pCi/g
File Name: 042243D01A

CASNO	Target Nuclide	Result +/- 2 s TPU	MDC	Lab Qualifier
14331-83-0	Ac-228	1.40 +/- 0.35	0.50	G
14391-76-5	Ag-110m	0.023 +/- 0.091	0.160	U,G
14682-66-7	Al-26	0.004 +/- 0.062	0.133	U,G
14596-10-2	Am-241	-0.08 +/- 0.59	1.06	U,G
13966-02-4	Be-7	0.21 +/- 0.83	1.48	U,G
14913-49-6	Bi-212	1.4 +/- 1.3	2.1	U,G
14733-03-0	Bi-214	0.74 +/- 0.25	0.27	G,J
13982-30-4	Ce-139	-0.030 +/- 0.062	0.113	U,G
14762-78-8	Ce-144	-0.27 +/- 0.40	0.73	U,G
14093-03-9	Co-56	0.17 +/- 0.19	0.30	U,G
13981-50-5	Co-57	0.016 +/- 0.053	0.091	U,G
13981-38-9	Co-58	-0.058 +/- 0.090	0.190	U,G
10198-40-0	Co-60	-0.030 +/- 0.073	0.158	U,G
14392-02-0	Cr-51	0.8 +/- 1.2	2.1	U,G
13967-70-9	Cs-134	0 +/- 0.073	0.134	U,G

Comments:

Qualifiers/Flags:

U - Result is less than the sample specific MDC or less than the associated TPU

Y1 - Chemical Yield is in control at 100-110%. Quantitative Yield is assumed.

Y2 - Chemical Yield outside default limits.

LT - Result is less than Requested MDC, greater than sample specific MDC.

M3 - The requested MDC was not met, but the reported activity is greater than the reported MDC.

M - The requested MDC was not met.

SQ - Spectral quality prevents accurate quantitation.

SI - Nuclide identification and/or quantitation is tentative.

TI - Nuclide identification is tentative.

R - Nuclide has exceeded 8 halflives.

G - Sample density differs by more than 15% of LCS density.

Abbreviations:

TPU - Total Propagated Uncertainty (see PAI SOP 743)

MDC - Minimum Detectable Concentration (see PAI SOP 709)

BDL - Below Detection Limit

Data Package ID: *GSS0408169-1*

Gamma Spectroscopy Results

PAI 713 Rev 8

Sample Results

Lab Name: Paragon Analytics
Work Order Number: 0408169
Client Name: New World Technologies
ClientProject ID: Ravenna GA00563

Field ID: SU3-F3
Lab ID: 0408169-1

Library: FANP

Sample Matrix: SOIL
Prep SOP: PAI 739 Rev 8
Date Collected: 11-Aug-04
Date Prepared: 08-Sep-04
Date Analyzed: 17-Sep-04

Prep Batch: GS040908-6
QCBatchID: GS040908-6-1
Run ID: GS040908-6A
Count Time: 30 minutes
Report Basis: Dry Weight

Final Aliquot: 360 g
Prep Basis: Dry Weight
Moisture(%): NA
Result Units: pCi/g
File Name: 042243D01A

CASNO	Target Nuclide	Result +/- 2 s TPU	MDC	Lab Qualifier
10045-97-3	Cs-137	-0.04 +/- 0.10	0.19	U,G
14683-23-9	Eu-152	-0.05 +/- 0.35	0.73	U,G
15585-10-1	Eu-154	-0.08 +/- 0.35	0.72	U,G
14391-16-3	Eu-155	0.33 +/- 0.25	0.38	U,G
14596-12-4	Fe-59	0.09 +/- 0.19	0.34	U,G
10043-66-0	I-131	-0.8 +/- 1.5	2.9	U,G
13966-00-2	K-40	6.0 +/- 1.8	1.7	G
13966-31-9	Mn-54	-0.007 +/- 0.072	0.139	U,G
13966-32-0	Na-22	0.006 +/- 0.085	0.163	U,G
14681-63-1	Nb-94	-0.019 +/- 0.079	0.150	U,G
13967-76-5	Nb-95	0 +/- 0.11	0.20	U,G
15100-28-4	Pa-234m	-6.3 +/- 9.7	21.8	U,G
15092-94-1	Pb-212	1.28 +/- 0.26	0.24	G
15067-28-4	Pb-214	0.60 +/- 0.18	0.22	G,J
13967-48-1	Ru-106	0.92 +/- 0.67	0.95	U,G

Comments:

Qualifiers/Flags:

U - Result is less than the sample specific MDC or less than the associated TPU

Y1 - Chemical Yield is in control at 100-110%. Quantitative Yield is assumed.

Y2 - Chemical Yield outside default limits.

LT - Result is less than Requested MDC, greater than sample specific MDC.

M3 - The requested MDC was not met, but the reported activity is greater than the reported MDC.

M - The requested MDC was not met.

SQ - Spectral quality prevents accurate quantitation.

SI - Nuclide identification and/or quantitation is tentative.

TI - Nuclide identification is tentative.

R - Nuclide has exceeded 8 halflives.

G - Sample density differs by more than 15% of LCS density.

Abbreviations:

TPU - Total Propagated Uncertainty (see PAI SOP 743)

MDC - Minimum Detectable Concentration (see PAI SOP 709)

BDL - Below Detection Limit

Data Package ID: *GSS0408169-1*

Gamma Spectroscopy Results

PAI 713 Rev 8

Sample Results

Lab Name: Paragon Analytics
Work Order Number: 0408169
Client Name: New World Technologies
ClientProject ID: Ravenna GA00563

Field ID: SU3-F3
Lab ID: 0408169-1

Library: FANP

Sample Matrix: SOIL
Prep SOP: PAI 739 Rev 8
Date Collected: 11-Aug-04
Date Prepared: 08-Sep-04
Date Analyzed: 17-Sep-04

Prep Batch: GS040908-6
QCBatchID: GS040908-6-1
Run ID: GS040908-6A
Count Time: 30 minutes
Report Basis: Dry Weight

Final Aliquot: 360 g
Prep Basis: Dry Weight
Moisture(%): NA
Result Units: pCi/g
File Name: 042243D01A

CASNO	Target Nuclide	Result +/- 2 s TPU	MDC	Lab Qualifier
14683-10-4	Sb-124	0.07 +/- 0.11	0.18	U,G
14234-35-6	Sb-125	0.11 +/- 0.21	0.36	U,G
13967-63-0	Sc-46	-0.05 +/- 0.10	0.20	U,G
15623-47-9	Th-227	-0.57 +/- 0.60	1.13	U,G
15065-10-8	Th-234	0.7 +/- 1.5	2.4	U,G
14913-50-9	Tl-208	0.40 +/- 0.13	0.13	G
15117-96-1	U-235	0.05 +/- 0.44	0.77	U,G
13982-39-3	Zn-65	-0.30 +/- 0.20	0.45	U,G

Comments:

Qualifiers/Flags:

U - Result is less than the sample specific MDC or less than the associated TPU
Y1 - Chemical Yield is in control at 100-110%. Quantitative Yield is assumed.
Y2 - Chemical Yield outside default limits.
LT - Result is less than Requested MDC, greater than sample specific MDC.
M3 - The requested MDC was not met, but the reported activity is greater than the reported MDC.
M - The requested MDC was not met.
SQ - Spectral quality prevents accurate quantitation.
SI - Nuclide identification and/or quantitation is tentative.
TI - Nuclide identification is tentative.
R - Nuclide has exceeded 8 halflives.
G - Sample density differs by more than 15% of LCS density.

Abbreviations:

TPU - Total Propagated Uncertainty (see PAI SOP 743)
MDC - Minimum Detectable Concentration (see PAI SOP 709)
BDL - Below Detection Limit

Data Package ID: *GSS0408169-1*

Gamma Spectroscopy Results

PAI 713 Rev 8

Sample Duplicate Results

Lab Name: Paragon Analytics
Work Order Number: 0408169
Client Name: New World Technologies
ClientProject ID: Ravenna GA00563

Field ID: SU3-F3
Lab ID: 0408169-1DUP

Library: FANP

Sample Matrix: SOIL
Prep SOP: PAI 739 Rev 8
Date Collected: 11-Aug-04
Date Prepared: 08-Sep-04
Date Analyzed: 17-Sep-04

Prep Batch: GS040908-6
QCBatchID: GS040908-6-1
Run ID: GS040908-6A
Count Time: 30 minutes
Report Basis: Dry Weight

Final Aliquot: 360 g
Prep Basis: Dry Weight
Moisture(%): NA
Result Units: pCi/g
File Name: 040374D09A

CASNO	Target Nuclide	Result +/- 2 s TPU	MDC	Lab Qualifier
14331-83-0	Ac-228	1.55 +/- 0.34	0.50	G
14391-76-5	Ag-110m	-0.017 +/- 0.064	0.121	U,G
14682-66-7	Al-26	-0.009 +/- 0.070	0.142	U,G
14596-10-2	Am-241	0.1 +/- 1.5	2.7	U,G
13966-02-4	Be-7	-0.08 +/- 0.73	1.34	U,G
14913-49-6	Bi-212	1.6 +/- 1.1	1.6	U,G
14733-03-0	Bi-214	0.55 +/- 0.20	0.25	G,J
13982-30-4	Ce-139	-0.029 +/- 0.073	0.130	U,G
14762-78-8	Ce-144	-0.30 +/- 0.38	0.71	U,G
14093-03-9	Co-56	0.22 +/- 0.17	0.25	U,G
13981-50-5	Co-57	-0.021 +/- 0.055	0.100	U,G
13981-38-9	Co-58	0.013 +/- 0.089	0.161	U,G
10198-40-0	Co-60	0.026 +/- 0.068	0.122	U,G

Comments:

Qualifiers/Flags:

U - Result is less than the sample specific MDC or less than the associated TPU.
Y1 - Chemical Yield is in control at 100-110%. Quantitative yield is assumed.
Y2 - Chemical Yield outside default limits.
LT - Result is less than Requested MDC, greater than sample specific MDC.
M - The requested MDC was not met.
M3 - The requested MDC was not met, but thereported activity is greater than the reported MDC.
W - DER is greater than Warning Limit of 1.42
D - DER is greater than Control Limit of 2.13

SQ - Spectral quality prevents accurate quantitation.
SI - Nuclide Identification and/or quantitation is tentative.
TI - Nuclide Identification is tentative.
R - Nuclide has exceeded 8 halflives.
G - Sample density differs by more than 15% of LCS density.

Abbreviations:

TPU - Total Propagated Uncertainty (see PAI SOP 743)
MDC - Minimum Detectable Concentration (see PAI SOP 709)
BDL - Below Detection Limit

Data Package ID: *GSS0408169-1*

Gamma Spectroscopy Results

PAI 713 Rev 8

Sample Duplicate Results

Lab Name: Paragon Analytics
Work Order Number: 0408169
Client Name: New World Technologies
ClientProject ID: Ravenna GA00563

Field ID: SU3-F3
Lab ID: 0408169-1DUP

Library: FANP

Sample Matrix: SOIL
Prep SOP: PAI 739 Rev 8
Date Collected: 11-Aug-04
Date Prepared: 08-Sep-04
Date Analyzed: 17-Sep-04

Prep Batch: GS040908-6
QCBatchID: GS040908-6-1
Run ID: GS040908-6A
Count Time: 30 minutes
Report Basis: Dry Weight

Final Aliquot: 360 g
Prep Basis: Dry Weight
Moisture(%): NA
Result Units: pCi/g
File Name: 040374D09A

CASNO	Target Nuclide	Result +/- 2 s TPU	MDC	Lab Qualifier
14392-02-0	Cr-51	-0.2 +/- 1.1	2.0	U,G
13967-70-9	Cs-134	0.011 +/- 0.062	0.110	U,G
10045-97-3	Cs-137	0.044 +/- 0.065	0.109	U,G
14683-23-9	Eu-152	0.28 +/- 0.30	0.47	U,G
15585-10-1	Eu-154	0.30 +/- 0.31	0.48	U,G
14391-16-3	Eu-155	0.03 +/- 0.29	0.50	U,G
14596-12-4	Fe-59	-0.09 +/- 0.22	0.44	U,G
10043-66-0	I-131	-0.6 +/- 1.3	2.4	U,G
13966-00-2	K-40	7.1 +/- 1.8	1.5	G
13966-31-9	Mn-54	0.039 +/- 0.069	0.117	U,G
13966-32-0	Na-22	0.005 +/- 0.062	0.119	U,G
14681-63-1	Nb-94	-0.024 +/- 0.056	0.109	U,G
13967-76-5	Nb-95	-0.041 +/- 0.090	0.175	U,G

Comments:

Qualifiers/Flags:

U - Result is less than the sample specific MDC or less than the associated TPU.
Y1 - Chemical Yield is in control at 100-110%. Quantitative yield is assumed.
Y2 - Chemical Yield outside default limits.
LT - Result is less than Requested MDC, greater than sample specific MDC.
M - The requested MDC was not met.
M3 - The requested MDC was not met, but thereported activity is greater than the reported MDC.
W - DER is greater than Warning Limit of 1.42
D - DER is greater than Control Limit of 2.13
SQ - Spectral quality prevents accurate quantitation.
SI - Nuclide identification and/or quantitation is tentative.
TI - Nuclide identification is tentative.
R - Nuclide has exceeded 8 halflives.
G - Sample density differs by more than 15% of LCS density.

Abbreviations:

TPU - Total Propagated Uncertainty (see PAI SOP 743)
MDC - Minimum Detectable Concentration (see PAI SOP 709)
BDL - Below Detection Limit

Data Package ID: *GSS0408169-1*

Gamma Spectroscopy Results

PAI 713 Rev 8

Sample Duplicate Results

Lab Name: Paragon Analytics
Work Order Number: 0408169
Client Name: New World Technologies
ClientProject ID: Ravenna GA00563

Field ID: SU3-F3
Lab ID: 0408169-1DUP

Library: FANP

Sample Matrix: SOIL
Prep SOP: PAI 739 Rev 8
Date Collected: 11-Aug-04
Date Prepared: 08-Sep-04
Date Analyzed: 17-Sep-04

Prep Batch: GS040908-6
QCBatchID: GS040908-6-1
Run ID: GS040908-6A
Count Time: 30 minutes
Report Basis: Dry Weight

Final Aliquot: 360 g
Prep Basis: Dry Weight
Moisture(%): NA
Result Units: pCi/g
File Name: 040374D09A

CASNO	Target Nuclide	Result +/- 2 s TPU	MDC	Lab Qualifier
15100-28-4	Pa-234m	-5 +/- 10	20	U,G
15092-94-1	Pb-212	1.80 +/- 0.30	0.18	G
15067-28-4	Pb-214	0.69 +/- 0.17	0.22	G,J
13967-48-1	Ru-106	0 +/- 0.61	1.11	U,G
14683-10-4	Sb-124	0.043 +/- 0.086	0.146	U,G
14234-35-6	Sb-125	0.11 +/- 0.15	0.27	U,G
13967-63-0	Sc-46	0.039 +/- 0.083	0.144	U,G
15623-47-9	Th-227	-0.62 +/- 0.68	1.26	U,G
15065-10-8	Th-234	-0.4 +/- 1.7	3.0	U,G
14913-50-9	Tl-208	0.51 +/- 0.12	0.12	G
15117-96-1	U-235	-0.11 +/- 0.39	0.69	U,G
13982-39-3	Zn-65	-0.17 +/- 0.18	0.37	U,G

Comments:

Qualifiers/Flags:

U - Result is less than the sample specific MDC or less than the associated TPU.
Y1 - Chemical Yield is in control at 100-110%. Quantitative yield is assumed.
Y2 - Chemical Yield outside default limits.
LT - Result is less than Requested MDC, greater than sample specific MDC.
M - The requested MDC was not met.
M3 - The requested MDC was not met, but thereported activity is greater than the reported MDC.
W - DER is greater than Warning Limit of 1.42
D - DER is greater than Control Limit of 2.13
SQ - Spectral quality prevents accurate quantitation.
SI - Nuclide identification and/or quantitation is tentative.
TI - Nuclide identification is tentative.
R - Nuclide has exceeded 8 halflives.
G - Sample density differs by more than 15% of LCS density.

Abbreviations:

TPU - Total Propagated Uncertainty (see PAI SOP 743)
MDC - Minimum Detectable Concentration (see PAI SOP 709)
BDL - Below Detection Limit

Data Package ID: *GSS0408169-1*

Gamma Spectroscopy Results

PAI 713 Rev 8

Sample Results

Lab Name: Paragon Analytics
Work Order Number: 0408169
Client Name: New World Technologies
ClientProject ID: Ravenna GA00563

Field ID: SU3-F0
Lab ID: 0408169-2

Library: FANP

Sample Matrix: SOIL
Prep SOP: PAI 739 Rev 8
Date Collected: 11-Aug-04
Date Prepared: 08-Sep-04
Date Analyzed: 17-Sep-04

Prep Batch: GS040908-6
QCBatchID: GS040908-6-1
Run ID: GS040908-6A
Count Time: 30 minutes
Report Basis: Dry Weight

Final Aliquot: 310 g
Prep Basis: Dry Weight
Moisture(%): NA
Result Units: pCi/g
File Name: 042244D01A

CASNO	Target Nuclide	Result +/- 2 s TPU	MDC	Lab Qualifier
14331-83-0	Ac-228	0.69 +/- 0.38	0.75	U,G
14391-76-5	Ag-110m	0.045 +/- 0.068	0.113	U,G
14682-66-7	Al-26	0.028 +/- 0.040	0.038	U,G
14596-10-2	Am-241	0.06 +/- 0.52	0.94	U,G
13966-02-4	Be-7	0.31 +/- 0.76	1.34	U,G
14913-49-6	Bi-212	-0.2 +/- 1.0	2.1	U,G
14733-03-0	Bi-214	0.48 +/- 0.22	0.28	G,J
13982-30-4	Ce-139	-0.006 +/- 0.058	0.105	U,G
14762-78-8	Ce-144	0.06 +/- 0.34	0.59	U,G
14093-03-9	Co-56	0.08 +/- 0.15	0.27	U,G
13981-50-5	Co-57	-0.016 +/- 0.051	0.093	U,G
13981-38-9	Co-58	-0.011 +/- 0.089	0.178	U,G
10198-40-0	Co-60	-0.107 +/- 0.088	0.213	U,G
14392-02-0	Cr-51	-0.5 +/- 1.1	2.2	U,G
13967-70-9	Cs-134	-0.006 +/- 0.085	0.158	U,G

Comments:

Qualifiers/Flags:

U - Result is less than the sample specific MDC or less than the associated TPU

Y1 - Chemical Yield is in control at 100-110%. Quantitative Yield is assumed.

Y2 - Chemical Yield outside default limits.

LT - Result is less than Requested MDC, greater than sample specific MDC.

M3 - The requested MDC was not met, but the reported activity is greater than the reported MDC.

M - The requested MDC was not met.

SQ - Spectral quality prevents accurate quantitation.

SI - Nuclide identification and/or quantitation is tentative.

TI - Nuclide identification is tentative.

R - Nuclide has exceeded 8 halflives.

G - Sample density differs by more than 15% of LCS density.

Abbreviations:

TPU - Total Propagated Uncertainty (see PAI SOP 743)

MDC - Minimum Detectable Concentration (see PAI SOP 709)

BDL - Below Detection Limit

Data Package ID: *GSS0408169-1*

Gamma Spectroscopy Results

PAI 713 Rev 8

Sample Results

Lab Name: Paragon Analytics
Work Order Number: 0408169
Client Name: New World Technologies
ClientProject ID: Ravenna GA00563

Field ID: SU3-F0
Lab ID: 0408169-2

Library: FANP

Sample Matrix: SOIL
Prep SOP: PAI 739 Rev 8
Date Collected: 11-Aug-04
Date Prepared: 08-Sep-04
Date Analyzed: 17-Sep-04

Prep Batch: GS040908-6
QCBatchID: GS040908-6-1
Run ID: GS040908-6A
Count Time: 30 minutes
Report Basis: Dry Weight

Final Aliquot: 310 g
Prep Basis: Dry Weight
Moisture(%): NA
Result Units: pCi/g
File Name: 042244D01A

CASNO	Target Nuclide	Result +/- 2 s TPU	MDC	Lab Qualifier
10045-97-3	Cs-137	0.011 +/- 0.083	0.153	U,G
14683-23-9	Eu-152	0.19 +/- 0.36	0.64	U,G
15585-10-1	Eu-154	-0.14 +/- 0.44	0.91	U,G
14391-16-3	Eu-155	0.02 +/- 0.21	0.37	U,G
14596-12-4	Fe-59	-0.20 +/- 0.23	0.53	U,G
10043-66-0	I-131	-1.0 +/- 1.7	3.3	U,G
13966-00-2	K-40	4.4 +/- 1.7	1.7	G
13966-31-9	Mn-54	0.040 +/- 0.080	0.139	U,G
13966-32-0	Na-22	-0.014 +/- 0.094	0.189	U,G
14681-63-1	Nb-94	-0.059 +/- 0.080	0.163	U,G
13967-76-5	Nb-95	-0.07 +/- 0.11	0.23	U,G
15100-28-4	Pa-234m	4 +/- 11	20	U,G
15092-94-1	Pb-212	0.61 +/- 0.18	0.21	G
15067-28-4	Pb-214	0.52 +/- 0.18	0.25	G,J
13967-48-1	Ru-106	-0.31 +/- 0.66	1.34	U,G

Comments:

Qualifiers/Flags:

U - Result is less than the sample specific MDC or less than the associated TPU

Y1 - Chemical Yield is in control at 100-110%. Quantitative Yield is assumed.

Y2 - Chemical Yield outside default limits.

LT - Result is less than Requested MDC, greater than sample specific MDC.

M3 - The requested MDC was not met, but the reported activity is greater than the reported MDC.

M - The requested MDC was not met.

SQ - Spectral quality prevents accurate quantitation.

SI - Nuclide identification and/or quantitation is tentative.

TI - Nuclide identification is tentative.

R - Nuclide has exceeded 8 halflives.

G - Sample density differs by more than 15% of LCS density.

Abbreviations:

TPU - Total Propagated Uncertainty (see PAI SOP 743)

MDC - Minimum Detectable Concentration (see PAI SOP 709)

BDL - Below Detection Limit

Data Package ID: *GSS0408169-1*

Gamma Spectroscopy Results

PAI 713 Rev 8

Sample Results

Lab Name: Paragon Analytics
Work Order Number: 0408169
Client Name: New World Technologies
ClientProject ID: Ravenna GA00563

Field ID: SU3-F0
Lab ID: 0408169-2

Library: FANP

Sample Matrix: SOIL
Prep SOP: PAI 739 Rev 8
Date Collected: 11-Aug-04
Date Prepared: 08-Sep-04
Date Analyzed: 17-Sep-04

Prep Batch: GS040908-6
QCBatchID: GS040908-6-1
Run ID: GS040908-6A
Count Time: 30 minutes
Report Basis: Dry Weight

Final Aliquot: 310 g
Prep Basis: Dry Weight
Moisture(%): NA
Result Units: pCi/g
File Name: 042244D01A

CASNO	Target Nuclide	Result +/- 2 s TPU	MDC	Lab Qualifier
14683-10-4	Sb-124	0.04 +/- 0.12	0.21	U,G
14234-35-6	Sb-125	0.03 +/- 0.18	0.32	U,G
13967-63-0	Sc-46	0.032 +/- 0.087	0.158	U,G
15623-47-9	Th-227	0.02 +/- 0.58	1.01	U,G
15065-10-8	Th-234	0.7 +/- 1.2	2.0	U,G
14913-50-9	Tl-208	0.158 +/- 0.086	0.109	G
15117-96-1	U-235	0.02 +/- 0.36	0.64	U,G
13982-39-3	Zn-65	-0.17 +/- 0.19	0.42	U,G

Comments:

Qualifiers/Flags:

U - Result is less than the sample specific MDC or less than the associated TPU

Y1 - Chemical Yield is in control at 100-110%. Quantitative Yield is assumed.

Y2 - Chemical Yield outside default limits.

LT - Result is less than Requested MDC, greater than sample specific MDC.

M3 - The requested MDC was not met, but the reported activity is greater than the reported MDC.

M - The requested MDC was not met.

SQ - Spectral quality prevents accurate quantitation.

SI - Nuclide identification and/or quantitation is tentative.

TI - Nuclide identification is tentative.

R - Nuclide has exceeded 8 halflives.

G - Sample density differs by more than 15% of LCS density.

Abbreviations:

TPU - Total Propagated Uncertainty (see PAI SOP 743)

MDC - Minimum Detectable Concentration (see PAI SOP 709)

BDL - Below Detection Limit

Data Package ID: *GSS0408169-1*

Gamma Spectroscopy Results

PAI 713 Rev 8

Sample Results

Lab Name: Paragon Analytics
Work Order Number: 0408169
Client Name: New World Technologies
ClientProject ID: Ravenna GA00563

Field ID: SU3-G0
Lab ID: 0408169-3

Library: FANP

Sample Matrix: SOIL
Prep SOP: PAI 739 Rev 8
Date Collected: 11-Aug-04
Date Prepared: 08-Sep-04
Date Analyzed: 17-Sep-04

Prep Batch: GS040908-6
QCBatchID: GS040908-6-1
Run ID: GS040908-6A
Count Time: 30 minutes
Report Basis: Dry Weight

Final Aliquot: 298 g
Prep Basis: Dry Weight
Moisture(%): NA
Result Units: pCi/g
File Name: 040373D09A

CASNO	Target Nuclide	Result +/- 2 s TPU	MDC	Lab Qualifier
14331-83-0	Ac-228	1.95 +/- 0.41	0.51	G
14391-76-5	Ag-110m	-0.032 +/- 0.071	0.139	U,G
14682-66-7	Al-26	0.004 +/- 0.079	0.157	U,G
14596-10-2	Am-241	0.1 +/- 1.9	3.2	U,G
13966-02-4	Be-7	0.48 +/- 0.85	1.43	U,G
14913-49-6	Bi-212	1.6 +/- 1.2	1.8	U,G
14733-03-0	Bi-214	0.61 +/- 0.22	0.26	G,J
13982-30-4	Ce-139	0.021 +/- 0.080	0.138	U,G
14762-78-8	Ce-144	-0.26 +/- 0.48	0.88	U,G
14093-03-9	Co-56	0.08 +/- 0.23	0.41	U,G
13981-50-5	Co-57	-0.019 +/- 0.066	0.118	U,G
13981-38-9	Co-58	0.016 +/- 0.078	0.144	U,G
10198-40-0	Co-60	-0.032 +/- 0.083	0.169	U,G
14392-02-0	Cr-51	1.0 +/- 1.3	2.2	U,G
13967-70-9	Cs-134	0.009 +/- 0.075	0.133	U,G

Comments:

Qualifiers/Flags:

U - Result is less than the sample specific MDC or less than the associated TPU

Y1 - Chemical Yield is in control at 100-110%. Quantitative Yield is assumed.

Y2 - Chemical Yield outside default limits.

LT - Result is less than Requested MDC, greater than sample specific MDC.

M3 - The requested MDC was not met, but the reported activity is greater than the reported MDC.

M - The requested MDC was not met.

SQ - Spectral quality prevents accurate quantitation.

SI - Nuclide identification and/or quantitation is tentative.

TI - Nuclide identification is tentative.

R - Nuclide has exceeded 8 halflives.

G - Sample density differs by more than 15% of LCS density.

Abbreviations:

TPU - Total Propagated Uncertainty (see PAI SOP 743)

MDC - Minimum Detectable Concentration (see PAI SOP 709)

BDL - Below Detection Limit

Data Package ID: *GSS0408169-1*

Gamma Spectroscopy Results

PAI 713 Rev 8

Sample Results

Lab Name: Paragon Analytics
Work Order Number: 0408169
Client Name: New World Technologies
ClientProject ID: Ravenna GA00563

Field ID: SU3-G0
Lab ID: 0408169-3

Library: FANP

Sample Matrix: SOIL
Prep SOP: PAI 739 Rev 8
Date Collected: 11-Aug-04
Date Prepared: 08-Sep-04
Date Analyzed: 17-Sep-04

Prep Batch: GS040908-6
QCBatchID: GS040908-6-1
Run ID: GS040908-6A
Count Time: 30 minutes
Report Basis: Dry Weight

Final Aliquot: 298 g
Prep Basis: Dry Weight
Moisture(%): NA
Result Units: pCi/g
File Name: 040373D09A

CASNO	Target Nuclide	Result +/- 2 s TPU	MDC	Lab Qualifier
10045-97-3	Cs-137	0.011 +/- 0.076	0.137	U,G
14683-23-9	Eu-152	0.03 +/- 0.32	0.63	U,G
15585-10-1	Eu-154	0 +/- 0.40	0.76	U,G
14391-16-3	Eu-155	0.01 +/- 0.31	0.54	U,G
14596-12-4	Fe-59	-0.15 +/- 0.27	0.54	U,G
10043-66-0	I-131	-1.0 +/- 1.4	2.7	U,G
13966-00-2	K-40	5.5 +/- 2.0	2.4	G
13966-31-9	Mn-54	-0.014 +/- 0.067	0.130	U,G
13966-32-0	Na-22	0.045 +/- 0.060	0.097	U,G
14681-63-1	Nb-94	0.068 +/- 0.067	0.106	U,G
13967-76-5	Nb-95	0.01 +/- 0.11	0.20	U,G
15100-28-4	Pa-234m	9 +/- 14	23	U,G
15092-94-1	Pb-212	2.18 +/- 0.36	0.22	G
15067-28-4	Pb-214	0.57 +/- 0.18	0.25	G,J
13967-48-1	Ru-106	0.09 +/- 0.68	1.23	U,G

Comments:

Qualifiers/Flags:

U - Result is less than the sample specific MDC or less than the associated TPU

Y1 - Chemical Yield is in control at 100-110%. Quantitative Yield is assumed.

Y2 - Chemical Yield outside default limits.

LT - Result is less than Requested MDC, greater than sample specific MDC.

M3 - The requested MDC was not met, but the reported activity is greater than the reported MDC.

M - The requested MDC was not met.

SQ - Spectral quality prevents accurate quantitation.

SI - Nuclide identification and/or quantitation is tentative.

TI - Nuclide identification is tentative.

R - Nuclide has exceeded 8 halflives.

G - Sample density differs by more than 15% of LCS density.

Abbreviations:

TPU - Total Propagated Uncertainty (see PAI SOP 743)

MDC - Minimum Detectable Concentration (see PAI SOP 709)

BDL - Below Detection Limit

Data Package ID: *GSS0408169-1*

Gamma Spectroscopy Results

PAI 713 Rev 8

Sample Results

Lab Name: Paragon Analytics
Work Order Number: 0408169
Client Name: New World Technologies
ClientProject ID: Ravenna GA00563

Field ID: SU3-G0
Lab ID: 0408169-3

Library: FANP

Sample Matrix: SOIL
Prep SOP: PAI 739 Rev 8
Date Collected: 11-Aug-04
Date Prepared: 08-Sep-04
Date Analyzed: 17-Sep-04

Prep Batch: GS040908-6
QCBatchID: GS040908-6-1
Run ID: GS040908-6A
Count Time: 30 minutes
Report Basis: Dry Weight

Final Aliquot: 298 g
Prep Basis: Dry Weight
Moisture(%): NA
Result Units: pCi/g
File Name: 040373D09A

CASNO	Target Nuclide	Result +/- 2 s TPU	MDC	Lab Qualifier
14683-10-4	Sb-124	-0.07 +/- 0.11	0.21	U,G
14234-35-6	Sb-125	-0.02 +/- 0.18	0.32	U,G
13967-63-0	Sc-46	0.016 +/- 0.084	0.154	U,G
15623-47-9	Th-227	-0.50 +/- 0.74	1.36	U,G
15065-10-8	Th-234	1.0 +/- 1.8	3.1	U,G
14913-50-9	Tl-208	0.59 +/- 0.15	0.14	G
15117-96-1	U-235	0.15 +/- 0.44	0.75	U,G
13982-39-3	Zn-65	-0.19 +/- 0.21	0.42	U,G

Comments:

Qualifiers/Flags:

U - Result is less than the sample specific MDC or less than the associated TPU

Y1 - Chemical Yield is in control at 100-110%. Quantitative Yield is assumed.

Y2 - Chemical Yield outside default limits.

LT - Result is less than Requested MDC, greater than sample specific MDC.

M3 - The requested MDC was not met, but the reported activity is greater then the reported MDC.

M - The requested MDC was not met.

SQ - Spectral quality prevents accurate quantitation.

SI - Nuclide identification and/or quantitation is tentative.

TI - Nuclide identification is tentative.

R - Nuclide has exceeded 8 halflives.

G - Sample density differs by more than 15% of LCS density.

Abbreviations:

TPU - Total Propagated Uncertainty (see PAI SOP 743)

MDC - Minimum Detectable Concentration (see PAI SOP 709)

BDL - Below Detection Limit

Data Package ID: *GSS0408169-1*

Gamma Spectroscopy Results

PAI 713 Rev 8

Sample Results

Lab Name: Paragon Analytics
Work Order Number: 0408169
Client Name: New World Technologies
ClientProject ID: Ravenna GA00563

Field ID: SU3-G1
Lab ID: 0408169-4

Library: FANP

Sample Matrix: SOIL
Prep SOP: PAI 739 Rev 8
Date Collected: 11-Aug-04
Date Prepared: 08-Sep-04
Date Analyzed: 17-Sep-04

Prep Batch: GS040908-6
QCBatchID: GS040908-6-1
Run ID: GS040908-6A
Count Time: 30 minutes
Report Basis: Dry Weight

Final Aliquot: 316 g
Prep Basis: Dry Weight
Moisture(%): NA
Result Units: pCi/g
File Name: 042245D01A

CASNO	Target Nuclide	Result +/- 2 s TPU	MDC	Lab Qualifier
14331-83-0	Ac-228	0.40 +/- 0.35	0.53	U,G
14391-76-5	Ag-110m	-0.060 +/- 0.075	0.159	U,G
14682-66-7	Al-26	0.018 +/- 0.076	0.151	U,G
14596-10-2	Am-241	-0.20 +/- 0.49	0.95	U,G
13966-02-4	Be-7	0.25 +/- 0.78	1.39	U,G
14913-49-6	Bi-212	0.43 +/- 0.97	1.71	U,G
14733-03-0	Bi-214	0.39 +/- 0.19	0.23	G,J
13982-30-4	Ce-139	-0.030 +/- 0.055	0.103	U,G
14762-78-8	Ce-144	0.22 +/- 0.33	0.55	U,G
14093-03-9	Co-56	-0.02 +/- 0.18	0.36	U,G
13981-50-5	Co-57	0.021 +/- 0.043	0.073	U,G
13981-38-9	Co-58	-0.031 +/- 0.087	0.182	U,G
10198-40-0	Co-60	-0.051 +/- 0.051	0.143	U,G
14392-02-0	Cr-51	-0.6 +/- 1.1	2.2	U,G
13967-70-9	Cs-134	0.047 +/- 0.072	0.121	U,G

Comments:

Qualifiers/Flags:

U - Result is less than the sample specific MDC or less than the associated TPU

Y1 - Chemical Yield is in control at 100-110%. Quantitative Yield is assumed.

Y2 - Chemical Yield outside default limits.

LT - Result is less than Requested MDC, greater than sample specific MDC.

M3 - The requested MDC was not met, but the reported activity is greater than the reported MDC.

M - The requested MDC was not met.

SQ - Spectral quality prevents accurate quantitation.

SI - Nuclide identification and/or quantitation is tentative.

TI - Nuclide identification is tentative.

R - Nuclide has exceeded 8 halflives.

G - Sample density differs by more than 15% of LCS density.

Abbreviations:

TPU - Total Propagated Uncertainty (see PAI SOP 743)

MDC - Minimum Detectable Concentration (see PAI SOP 709)

BDL - Below Detection Limit

Data Package ID: *GSS0408169-1*

Gamma Spectroscopy Results

PAI 713 Rev 8

Sample Results

Lab Name: Paragon Analytics
Work Order Number: 0408169
Client Name: New World Technologies
ClientProject ID: Ravenna GA00563

Field ID: SU3-G1
Lab ID: 0408169-4

Library: FANP

Sample Matrix: SOIL
Prep SOP: PAI 739 Rev 8
Date Collected: 11-Aug-04
Date Prepared: 08-Sep-04
Date Analyzed: 17-Sep-04

Prep Batch: GS040908-6
QCBatchID: GS040908-6-1
Run ID: GS040908-6A
Count Time: 30 minutes
Report Basis: Dry Weight

Final Aliquot: 316 g
Prep Basis: Dry Weight
Moisture(%): NA
Result Units: pCi/g
File Name: 042245D01A

CASNO	Target Nuclide	Result +/- 2 s TPU	MDC	Lab Qualifier
10045-97-3	Cs-137	-0.032 +/- 0.077	0.155	U,G
14683-23-9	Eu-152	0.13 +/- 0.34	0.63	U,G
15585-10-1	Eu-154	0.05 +/- 0.37	0.71	U,G
14391-16-3	Eu-155	0.06 +/- 0.20	0.36	U,G
14596-12-4	Fe-59	0.16 +/- 0.24	0.39	U,G
10043-66-0	I-131	0.9 +/- 1.2	2.0	U,G
13966-00-2	K-40	6.3 +/- 1.9	1.4	G
13966-31-9	Mn-54	-0.047 +/- 0.067	0.148	U,G
13966-32-0	Na-22	0.004 +/- 0.069	0.140	U,G
14681-63-1	Nb-94	0.031 +/- 0.073	0.128	U,G
13967-76-5	Nb-95	0.01 +/- 0.12	0.22	U,G
15100-28-4	Pa-234m	-7 +/- 13	28	U,G
15092-94-1	Pb-212	0.41 +/- 0.17	0.22	G
15067-28-4	Pb-214	0.21 +/- 0.13	0.23	U,G,J
13967-48-1	Ru-106	0 +/- 0.61	1.16	U,G

Comments:

Qualifiers/Flags:

U - Result is less than the sample specific MDC or less than the associated TPU

Y1 - Chemical Yield is in control at 100-110%. Quantitative Yield is assumed.

Y2 - Chemical Yield outside default limits.

LT - Result is less than Requested MDC, greater than sample specific MDC.

M3 - The requested MDC was not met, but the reported activity is greater than the reported MDC.

M - The requested MDC was not met.

SQ - Spectral quality prevents accurate quantitation.

SI - Nuclide identification and/or quantitation is tentative.

TI - Nuclide identification is tentative.

R - Nuclide has exceeded 8 halflives.

G - Sample density differs by more than 15% of LCS density.

Abbreviations:

TPU - Total Propagated Uncertainty (see PAI SOP 743)

MDC - Minimum Detectable Concentration (see PAI SOP 709)

BDL - Below Detection Limit

Data Package ID: *GSS0408169-1*

Gamma Spectroscopy Results

PAI 713 Rev 8

Sample Results

Lab Name: Paragon Analytics
Work Order Number: 0408169
Client Name: New World Technologies
ClientProject ID: Ravenna GA00563

Field ID: SU3-G1
Lab ID: 0408169-4

Library: FANP

Sample Matrix: SOIL
Prep SOP: PAI 739 Rev 8
Date Collected: 11-Aug-04
Date Prepared: 08-Sep-04
Date Analyzed: 17-Sep-04

Prep Batch: GS040908-6
QCBatchID: GS040908-6-1
Run ID: GS040908-6A
Count Time: 30 minutes
Report Basis: Dry Weight

Final Aliquot: 316 g
Prep Basis: Dry Weight
Moisture(%): NA
Result Units: pCi/g
File Name: 042245D01A

CASNO	Target Nuclide	Result +/- 2 s TPU	MDC	Lab Qualifier
14683-10-4	Sb-124	0.08 +/- 0.10	0.17	U,G
14234-35-6	Sb-125	0.06 +/- 0.17	0.31	U,G
13967-63-0	Sc-46	0 +/- 0.066	0.136	U,G
15623-47-9	Th-227	-0.15 +/- 0.56	1.02	U,G
15065-10-8	Th-234	0.2 +/- 1.2	2.1	U,G
14913-50-9	Tl-208	0.167 +/- 0.092	0.121	G
15117-96-1	U-235	0.07 +/- 0.33	0.59	U,G
13982-39-3	Zn-65	-0.21 +/- 0.22	0.47	U,G

Comments:

Qualifiers/Flags:

U - Result is less than the sample specific MDC or less than the associated TPU

Y1 - Chemical Yield is in control at 100-110%. Quantitative Yield is assumed.

Y2 - Chemical Yield outside default limits.

LT - Result is less than Requested MDC, greater than sample specific MDC.

M3 - The requested MDC was not met, but the reported activity is greater than the reported MDC.

M - The requested MDC was not met.

SQ - Spectral quality prevents accurate quantitation.

SI - Nuclide identification and/or quantitation is tentative.

TI - Nuclide identification is tentative.

R - Nuclide has exceeded 8 halflives.

G - Sample density differs by more than 15% of LCS density.

Abbreviations:

TPU - Total Propagated Uncertainty (see PAI SOP 743)

MDC - Minimum Detectable Concentration (see PAI SOP 709)

BDL - Below Detection Limit

Data Package ID: *GSS0408169-1*

Gamma Spectroscopy Results

PAI 713 Rev 8

Sample Results

Lab Name: Paragon Analytics
Work Order Number: 0408169
Client Name: New World Technologies
ClientProject ID: Ravenna GA00563

Field ID: SU3-D0
Lab ID: 0408169-5

Library: FANP

Sample Matrix: SOIL
Prep SOP: PAI 739 Rev 8
Date Collected: 11-Aug-04
Date Prepared: 08-Sep-04
Date Analyzed: 17-Sep-04

Prep Batch: GS040908-6
QCBatchID: GS040908-6-1
Run ID: GS040908-6A
Count Time: 30 minutes
Report Basis: Dry Weight

Final Aliquot: 262 g
Prep Basis: Dry Weight
Moisture(%): NA
Result Units: pCi/g
File Name: 041596D08A

CASNO	Target Nuclide	Result +/- 2 s TPU	MDC	Lab Qualifier
14331-83-0	Ac-228	1.73 +/- 0.47	0.54	G
14391-76-5	Ag-110m	0.01 +/- 0.14	0.25	U,G
14682-66-7	Al-26	-0.024 +/- 0.060	0.154	U,G
14596-10-2	Am-241	0.09 +/- 0.18	0.30	U,G
13966-02-4	Be-7	-0.2 +/- 1.1	2.0	U,G
14913-49-6	Bi-212	2.0 +/- 1.8	2.8	U,G
14733-03-0	Bi-214	1.71 +/- 0.38	0.35	G,J
13982-30-4	Ce-139	-0.051 +/- 0.068	0.129	U,G
14762-78-8	Ce-144	0.16 +/- 0.42	0.72	U,G
14093-03-9	Co-56	0.31 +/- 0.25	0.36	U,G
13981-50-5	Co-57	0.003 +/- 0.052	0.092	U,G
13981-38-9	Co-58	-0.10 +/- 0.11	0.24	U,G
10198-40-0	Co-60	0.03 +/- 0.10	0.19	U,G
14392-02-0	Cr-51	-0.2 +/- 1.6	3.0	U,G
13967-70-9	Cs-134	-0.06 +/- 0.10	0.20	U,G

Comments:

Qualifiers/Flags:

U - Result is less than the sample specific MDC or less than the associated TPU

Y1 - Chemical Yield is in control at 100-110%. Quantitative Yield is assumed.

Y2 - Chemical Yield outside default limits.

LT - Result is less than Requested MDC, greater than sample specific MDC.

M3 - The requested MDC was not met, but the reported activity is greater than the reported MDC.

M - The requested MDC was not met.

SQ - Spectral quality prevents accurate quantitation.

SI - Nuclide identification and/or quantitation is tentative.

TI - Nuclide identification is tentative.

R - Nuclide has exceeded 8 halflives.

G - Sample density differs by more than 15% of LCS density.

Abbreviations:

TPU - Total Propagated Uncertainty (see PAI SOP 743)

MDC - Minimum Detectable Concentration (see PAI SOP 709)

BDL - Below Detection Limit

Data Package ID: *GSS0408169-1*

Gamma Spectroscopy Results

PAI 713 Rev 8

Sample Results

Lab Name: Paragon Analytics
Work Order Number: 0408169
Client Name: New World Technologies
ClientProject ID: Ravenna GA00563

Field ID: SU3-D0
Lab ID: 0408169-5

Library: FANP

Sample Matrix: SOIL
Prep SOP: PAI 739 Rev 8
Date Collected: 11-Aug-04
Date Prepared: 08-Sep-04
Date Analyzed: 17-Sep-04

Prep Batch: GS040908-6
QCBatchID: GS040908-6-1
Run ID: GS040908-6A
Count Time: 30 minutes
Report Basis: Dry Weight

Final Aliquot: 262 g
Prep Basis: Dry Weight
Moisture(%): NA
Result Units: pCi/g
File Name: 041596D08A

CASNO	Target Nuclide	Result +/- 2 s TPU	MDC	Lab Qualifier
10045-97-3	Cs-137	0.24 +/- 0.12	0.15	G
14683-23-9	Eu-152	0.23 +/- 0.45	0.80	U,G
15585-10-1	Eu-154	-0.38 +/- 0.43	0.97	U,G
14391-16-3	Eu-155	0.03 +/- 0.19	0.34	U,G
14596-12-4	Fe-59	0.06 +/- 0.29	0.54	U,G
10043-66-0	I-131	0.6 +/- 1.8	3.2	U,G
13966-00-2	K-40	3.0 +/- 1.6	2.1	G
13966-31-9	Mn-54	-0.050 +/- 0.088	0.181	U,G
13966-32-0	Na-22	0.015 +/- 0.097	0.183	U,G
14681-63-1	Nb-94	0.01 +/- 0.10	0.18	U,G
13967-76-5	Nb-95	-0.05 +/- 0.13	0.25	U,G
15100-28-4	Pa-234m	7 +/- 13	23	U,G
15092-94-1	Pb-212	2.25 +/- 0.38	0.22	G
15067-28-4	Pb-214	1.53 +/- 0.32	0.35	G,J
13967-48-1	Ru-106	0.41 +/- 0.83	1.43	U,G

Comments:

Qualifiers/Flags:

U - Result is less than the sample specific MDC or less than the associated TPU

Y1 - Chemical Yield is in control at 100-110%. Quantitative Yield is assumed.

Y2 - Chemical Yield outside default limits.

LT - Result is less than Requested MDC, greater than sample specific MDC.

M3 - The requested MDC was not met, but the reported activity is greater than the reported MDC.

M - The requested MDC was not met.

SQ - Spectral quality prevents accurate quantitation.

SI - Nuclide identification and/or quantitation is tentative.

TI - Nuclide identification is tentative.

R - Nuclide has exceeded 8 halflives.

G - Sample density differs by more than 15% of LCS density.

Abbreviations:

TPU - Total Propagated Uncertainty (see PAI SOP 743)

MDC - Minimum Detectable Concentration (see PAI SOP 709)

BDL - Below Detection Limit

Data Package ID: *GSS0408169-1*

Gamma Spectroscopy Results

PAI 713 Rev 8

Sample Results

Lab Name: Paragon Analytics
Work Order Number: 0408169
Client Name: New World Technologies
ClientProject ID: Ravenna GA00563

Field ID: SU3-D0
Lab ID: 0408169-5

Library: FANP

Sample Matrix: SOIL
Prep SOP: PAI 739 Rev 8
Date Collected: 11-Aug-04
Date Prepared: 08-Sep-04
Date Analyzed: 17-Sep-04

Prep Batch: GS040908-6
QCBatchID: GS040908-6-1
Run ID: GS040908-6A
Count Time: 30 minutes
Report Basis: Dry Weight

Final Aliquot: 262 g
Prep Basis: Dry Weight
Moisture(%): NA
Result Units: pCi/g
File Name: 041596D08A

CASNO	Target Nuclide	Result +/- 2 s TPU	MDC	Lab Qualifier
14683-10-4	Sb-124	-0.06 +/- 0.15	0.28	U,G
14234-35-6	Sb-125	0.16 +/- 0.22	0.40	U,G
13967-63-0	Sc-46	0.02 +/- 0.10	0.19	U,G
15623-47-9	Th-227	2 +/- 11	19	U,G
15065-10-8	Th-234	1.71 +/- 0.99	1.89	U,G
14913-50-9	Tl-208	0.58 +/- 0.18	0.19	G
15117-96-1	U-235	-0.16 +/- 0.40	0.74	U,G
13982-39-3	Zn-65	0.30 +/- 0.43	0.72	U,G

Comments:

Qualifiers/Flags:

U - Result is less than the sample specific MDC or less than the associated TPU

Y1 - Chemical Yield is in control at 100-110%. Quantitative Yield is assumed.

Y2 - Chemical Yield outside default limits.

LT - Result is less than Requested MDC, greater than sample specific MDC.

M3 - The requested MDC was not met, but the reported activity is greater than the reported MDC.

M - The requested MDC was not met.

SQ - Spectral quality prevents accurate quantitation.

SI - Nuclide identification and/or quantitation is tentative.

TI - Nuclide identification is tentative.

R - Nuclide has exceeded 8 halflives.

G - Sample density differs by more than 15% of LCS density.

Abbreviations:

TPU - Total Propagated Uncertainty (see PAI SOP 743)

MDC - Minimum Detectable Concentration (see PAI SOP 709)

BDL - Below Detection Limit

Data Package ID: *GSS0408169-1*

Gamma Spectroscopy Results

PAI 713 Rev 8

Sample Results

Lab Name: Paragon Analytics
Work Order Number: 0408169
Client Name: New World Technologies
ClientProject ID: Ravenna GA00563

Field ID: SU3-A1
Lab ID: 0408169-6

Library: FANP

Sample Matrix: SOIL
Prep SOP: PAI 739 Rev 8
Date Collected: 11-Aug-04
Date Prepared: 08-Sep-04
Date Analyzed: 20-Sep-04

Prep Batch: GS040908-6
QCBatchID: GS040908-6-1
Run ID: GS040908-6A
Count Time: 30 minutes
Report Basis: Dry Weight

Final Aliquot: 282 g
Prep Basis: Dry Weight
Moisture(%): NA
Result Units: pCi/g
File Name: 042252D01A

CASNO	Target Nuclide	Result +/- 2 s TPU	MDC	Lab Qualifier
14331-83-0	Ac-228	0.72 +/- 0.44	0.59	LT,G,TI
14391-76-5	Ag-110m	-0.09 +/- 0.15	0.30	U,G
14682-66-7	Al-26	0.057 +/- 0.081	0.132	U,G
14596-10-2	Am-241	0.66 +/- 0.66	1.05	U,G
13966-02-4	Be-7	-0.54 +/- 0.93	1.90	U,G
14913-49-6	Bi-212	0.9 +/- 1.2	1.9	U,G
14733-03-0	Bi-214	0.71 +/- 0.30	0.39	G,J
13982-30-4	Ce-139	-0.024 +/- 0.064	0.119	U,G
14762-78-8	Ce-144	0.60 +/- 0.41	0.61	U,G
14093-03-9	Co-56	0.11 +/- 0.22	0.38	U,G
13981-50-5	Co-57	0.018 +/- 0.053	0.093	U,G
13981-38-9	Co-58	-0.006 +/- 0.075	0.158	U,G
10198-40-0	Co-60	0.018 +/- 0.074	0.143	U,G
14392-02-0	Cr-51	-1.3 +/- 1.4	2.8	U,G
13967-70-9	Cs-134	0 +/- 0.12	0.21	U,G

Comments:

Qualifiers/Flags:

U - Result is less than the sample specific MDC or less than the associated TPU

Y1 - Chemical Yield is in control at 100-110%. Quantitative Yield is assumed.

Y2 - Chemical Yield outside default limits.

LT - Result is less than Requested MDC, greater than sample specific MDC.

M3 - The requested MDC was not met, but the reported activity is greater than the reported MDC.

M - The requested MDC was not met.

SQ - Spectral quality prevents accurate quantitation.

SI - Nuclide identification and/or quantitation is tentative.

TI - Nuclide identification is tentative.

R - Nuclide has exceeded 8 halflives.

G - Sample density differs by more than 15% of LCS density.

Abbreviations:

TPU - Total Propagated Uncertainty (see PAI SOP 743)

MDC - Minimum Detectable Concentration (see PAI SOP 709)

BDL - Below Detection Limit

Data Package ID: *GSS0408169-1*

Gamma Spectroscopy Results

PAI 713 Rev 8

Sample Results

Lab Name: Paragon Analytics
Work Order Number: 0408169
Client Name: New World Technologies
ClientProject ID: Ravenna GA00563

Field ID: SU3-A1
Lab ID: 0408169-6

Library: FANP

Sample Matrix: SOIL
Prep SOP: PAI 739 Rev 8
Date Collected: 11-Aug-04
Date Prepared: 08-Sep-04
Date Analyzed: 20-Sep-04

Prep Batch: GS040908-6
QCBatchID: GS040908-6-1
Run ID: GS040908-6A
Count Time: 30 minutes
Report Basis: Dry Weight

Final Aliquot: 282 g
Prep Basis: Dry Weight
Moisture(%): NA
Result Units: pCi/g
File Name: 042252D01A

CASNO	Target Nuclide	Result +/- 2 s TPU	MDC	Lab Qualifier
10045-97-3	Cs-137	0.86 +/- 0.21	0.16	G
14683-23-9	Eu-152	-0.25 +/- 0.44	1.00	U,G
15585-10-1	Eu-154	-0.05 +/- 0.51	1.00	U,G
14391-16-3	Eu-155	0.10 +/- 0.24	0.41	U,G
14596-12-4	Fe-59	0.01 +/- 0.30	0.59	U,G
10043-66-0	I-131	2.3 +/- 2.2	3.5	U,G
13966-00-2	K-40	5.9 +/- 2.1	2.0	G
13966-31-9	Mn-54	-0.053 +/- 0.094	0.194	U,G
13966-32-0	Na-22	-0.074 +/- 0.081	0.197	U,G
14681-63-1	Nb-94	-0.044 +/- 0.094	0.184	U,G
13967-76-5	Nb-95	0.01 +/- 0.12	0.22	U,G
15100-28-4	Pa-234m	0 +/- 15	29	U,G
15092-94-1	Pb-212	0.54 +/- 0.20	0.25	G
15067-28-4	Pb-214	0.69 +/- 0.21	0.33	G,J
13967-48-1	Ru-106	0.35 +/- 0.87	1.53	U,G

Comments:

Qualifiers/Flags:

U - Result is less than the sample specific MDC or less than the associated TPU

Y1 - Chemical Yield is in control at 100-110%. Quantitative Yield is assumed.

Y2 - Chemical Yield outside default limits.

LT - Result is less than Requested MDC, greater than sample specific MDC.

M3 - The requested MDC was not met, but the reported activity is greater than the reported MDC.

M - The requested MDC was not met.

SQ - Spectral quality prevents accurate quantitation.

SI - Nuclide identification and/or quantitation is tentative.

TI - Nuclide identification is tentative.

R - Nuclide has exceeded 8 halflives.

G - Sample density differs by more than 15% of LCS density.

Abbreviations:

TPU - Total Propagated Uncertainty (see PAI SOP 743)

MDC - Minimum Detectable Concentration (see PAI SOP 709)

BDL - Below Detection Limit

Data Package ID: *GSS0408169-1*

Gamma Spectroscopy Results

PAI 713 Rev 8

Sample Results

Lab Name: Paragon Analytics
Work Order Number: 0408169
Client Name: New World Technologies
ClientProject ID: Ravenna GA00563

Field ID: SU3-A1
Lab ID: 0408169-6

Library: FANP

Sample Matrix: SOIL
Prep SOP: PAI 739 Rev 8
Date Collected: 11-Aug-04
Date Prepared: 08-Sep-04
Date Analyzed: 20-Sep-04

Prep Batch: GS040908-6
QCBatchID: GS040908-6-1
Run ID: GS040908-6A
Count Time: 30 minutes
Report Basis: Dry Weight

Final Aliquot: 282 g
Prep Basis: Dry Weight
Moisture(%): NA
Result Units: pCi/g
File Name: 042252D01A

CASNO	Target Nuclide	Result +/- 2 s TPU	MDC	Lab Qualifier
14683-10-4	Sb-124	-0.03 +/- 0.12	0.24	U,G
14234-35-6	Sb-125	0.04 +/- 0.23	0.41	U,G
13967-63-0	Sc-46	0.012 +/- 0.092	0.179	U,G
15623-47-9	Th-227	-0.05 +/- 0.65	1.15	U,G
15065-10-8	Th-234	0.5 +/- 1.4	2.5	U,G
14913-50-9	Tl-208	0.123 +/- 0.084	0.116	G
15117-96-1	U-235	-0.39 +/- 0.45	0.85	U,G
13982-39-3	Zn-65	-0.12 +/- 0.24	0.49	U,G

Comments:

Qualifiers/Flags:

U - Result is less than the sample specific MDC or less than the associated TPU

Y1 - Chemical Yield is in control at 100-110%. Quantitative Yield is assumed.

Y2 - Chemical Yield outside default limits.

LT - Result is less than Requested MDC, greater than sample specific MDC.

M3 - The requested MDC was not met, but the reported activity is greater than the reported MDC.

M - The requested MDC was not met.

SQ - Spectral quality prevents accurate quantitation.

SI - Nuclide identification and/or quantitation is tentative.

TI - Nuclide identification is tentative.

R - Nuclide has exceeded 8 halflives.

G - Sample density differs by more than 15% of LCS density.

Abbreviations:

TPU - Total Propagated Uncertainty (see PAI SOP 743)

MDC - Minimum Detectable Concentration (see PAI SOP 709)

BDL - Below Detection Limit

Data Package ID: *GSS0408169-1*

Gamma Spectroscopy Results

PAI 713 Rev 8

Sample Results

Lab Name: Paragon Analytics
Work Order Number: 0408169
Client Name: New World Technologies
ClientProject ID: Ravenna GA00563

Field ID: SU3-A0
Lab ID: 0408169-7

Library: FANP

Sample Matrix: SOIL
Prep SOP: PAI 739 Rev 8
Date Collected: 11-Aug-04
Date Prepared: 08-Sep-04
Date Analyzed: 20-Sep-04

Prep Batch: GS040908-6
QCBatchID: GS040908-6-1
Run ID: GS040908-6A
Count Time: 30 minutes
Report Basis: Dry Weight

Final Aliquot: 295 g
Prep Basis: Dry Weight
Moisture(%): NA
Result Units: pCi/g
File Name: 041556D03A

CASNO	Target Nuclide	Result +/- 2 s TPU	MDC	Lab Qualifier
14331-83-0	Ac-228	0.50 +/- 0.17	0.28	LT,G
14391-76-5	Ag-110m	-0.013 +/- 0.069	0.123	U,G
14682-66-7	Al-26	-0.024 +/- 0.042	0.089	U,G
14596-10-2	Am-241	-0.03 +/- 0.33	0.57	U,G
13966-02-4	Be-7	-0.34 +/- 0.61	1.13	U,G
14913-49-6	Bi-212	0.55 +/- 0.68	1.12	U,G
14733-03-0	Bi-214	0.50 +/- 0.16	0.23	G,J
13982-30-4	Ce-139	-0.007 +/- 0.049	0.087	U,G
14762-78-8	Ce-144	0.04 +/- 0.30	0.52	U,G
14093-03-9	Co-56	0.09 +/- 0.12	0.20	U,G
13981-50-5	Co-57	0.007 +/- 0.042	0.072	U,G
13981-38-9	Co-58	-0.044 +/- 0.066	0.126	U,G
10198-40-0	Co-60	0.045 +/- 0.046	0.072	U,G
14392-02-0	Cr-51	-0.25 +/- 0.94	1.68	U,G
13967-70-9	Cs-134	0.12 +/- 0.34	0.56	U,G

Comments:

Qualifiers/Flags:

U - Result is less than the sample specific MDC or less than the associated TPU

Y1 - Chemical Yield is in control at 100-110%. Quantitative Yield is assumed.

Y2 - Chemical Yield outside default limits.

LT - Result is less than Requested MDC, greater than sample specific MDC.

M3 - The requested MDC was not met, but the reported activity is greater than the reported MDC.

M - The requested MDC was not met.

SQ - Spectral quality prevents accurate quantitation.

SI - Nuclide identification and/or quantitation is tentative.

TI - Nuclide identification is tentative.

R - Nuclide has exceeded 8 halflives.

G - Sample density differs by more than 15% of LCS density.

Abbreviations:

TPU - Total Propagated Uncertainty (see PAI SOP 743)

MDC - Minimum Detectable Concentration (see PAI SOP 709)

BDL - Below Detection Limit

Data Package ID: *GSS0408169-1*

Gamma Spectroscopy Results

PAI 713 Rev 8

Sample Results

Lab Name: Paragon Analytics
Work Order Number: 0408169
Client Name: New World Technologies
ClientProject ID: Ravenna GA00563

Field ID: SU3-A0
Lab ID: 0408169-7

Library: FANP

Sample Matrix: SOIL
Prep SOP: PAI 739 Rev 8
Date Collected: 11-Aug-04
Date Prepared: 08-Sep-04
Date Analyzed: 20-Sep-04

Prep Batch: GS040908-6
QCBatchID: GS040908-6-1
Run ID: GS040908-6A
Count Time: 30 minutes
Report Basis: Dry Weight

Final Aliquot: 295 g
Prep Basis: Dry Weight
Moisture(%): NA
Result Units: pCi/g
File Name: 041556D03A

CASNO	Target Nuclide	Result +/- 2 s TPU	MDC	Lab Qualifier
10045-97-3	Cs-137	0.250 +/- 0.072	0.077	G
14683-23-9	Eu-152	0.18 +/- 0.19	0.30	U,G
15585-10-1	Eu-154	-0.10 +/- 0.23	0.44	U,G
14391-16-3	Eu-155	0.16 +/- 0.18	0.29	U,G
14596-12-4	Fe-59	-0.16 +/- 0.17	0.33	U,G
10043-66-0	I-131	0 +/- 1.4	2.4	U,G
13966-00-2	K-40	5.6 +/- 1.3	1.1	G
13966-31-9	Mn-54	0.008 +/- 0.050	0.088	U,G
13966-32-0	Na-22	-0.020 +/- 0.054	0.102	U,G
14681-63-1	Nb-94	-0.044 +/- 0.049	0.093	U,G
13967-76-5	Nb-95	0.070 +/- 0.070	0.111	U,G
15100-28-4	Pa-234m	-1.1 +/- 7.4	13.7	U,G
15092-94-1	Pb-212	0.72 +/- 0.16	0.17	G
15067-28-4	Pb-214	0.62 +/- 0.14	0.17	G,J
13967-48-1	Ru-106	-0.30 +/- 0.52	0.95	U,G

Comments:

Qualifiers/Flags:

U - Result is less than the sample specific MDC or less than the associated TPU

Y1 - Chemical Yield is in control at 100-110%. Quantitative Yield is assumed.

Y2 - Chemical Yield outside default limits.

LT - Result is less than Requested MDC, greater than sample specific MDC.

M3 - The requested MDC was not met, but the reported activity is greater than the reported MDC.

M - The requested MDC was not met.

SQ - Spectral quality prevents accurate quantitation.

SI - Nuclide identification and/or quantitation is tentative.

TI - Nuclide identification is tentative.

R - Nuclide has exceeded 8 halflives.

G - Sample density differs by more than 15% of LCS density.

Abbreviations:

TPU - Total Propagated Uncertainty (see PAI SOP 743)

MDC - Minimum Detectable Concentration (see PAI SOP 709)

BDL - Below Detection Limit

Data Package ID: *GSS0408169-1*

Gamma Spectroscopy Results

PAI 713 Rev 8

Sample Results

Lab Name: Paragon Analytics
Work Order Number: 0408169
Client Name: New World Technologies
ClientProject ID: Ravenna GA00563

Field ID: SU3-A0
Lab ID: 0408169-7

Library: FANP

Sample Matrix: SOIL
Prep SOP: PAI 739 Rev 8
Date Collected: 11-Aug-04
Date Prepared: 08-Sep-04
Date Analyzed: 20-Sep-04

Prep Batch: GS040908-6
QCBatchID: GS040908-6-1
Run ID: GS040908-6A
Count Time: 30 minutes
Report Basis: Dry Weight

Final Aliquot: 295 g
Prep Basis: Dry Weight
Moisture(%): NA
Result Units: pCi/g
File Name: 041556D03A

CASNO	Target Nuclide	Result +/- 2 s TPU	MDC	Lab Qualifier
14683-10-4	Sb-124	-0.012 +/- 0.092	0.161	U,G
14234-35-6	Sb-125	0.09 +/- 0.12	0.20	U,G
13967-63-0	Sc-46	-0.005 +/- 0.058	0.106	U,G
15623-47-9	Th-227	-0.04 +/- 0.49	0.84	U,G
15065-10-8	Th-234	0.66 +/- 0.90	1.49	U,G
14913-50-9	Tl-208	0.191 +/- 0.072	0.096	G
15117-96-1	U-235	-0.17 +/- 0.29	0.52	U,G
13982-39-3	Zn-65	-0.07 +/- 0.17	0.36	U,G

Comments:

Qualifiers/Flags:

U - Result is less than the sample specific MDC or less than the associated TPU

Y1 - Chemical Yield is in control at 100-110%. Quantitative Yield is assumed.

Y2 - Chemical Yield outside default limits.

LT - Result is less than Requested MDC, greater than sample specific MDC.

M3 - The requested MDC was not met, but the reported activity is greater than the reported MDC.

M - The requested MDC was not met.

SQ - Spectral quality prevents accurate quantitation.

SI - Nuclide identification and/or quantitation is tentative.

TI - Nuclide identification is tentative.

R - Nuclide has exceeded 8 halflives.

G - Sample density differs by more than 15% of LCS density.

Abbreviations:

TPU - Total Propagated Uncertainty (see PAI SOP 743)

MDC - Minimum Detectable Concentration (see PAI SOP 709)

BDL - Below Detection Limit

Data Package ID: *GSS0408169-1*

Gamma Spectroscopy Results

PAI 713 Rev 8

Sample Results

Lab Name: Paragon Analytics
Work Order Number: 0408169
Client Name: New World Technologies
ClientProject ID: Ravenna GA00583

Field ID: SU3-E3
Lab ID: 0408169-8

Library: FANP

Sample Matrix: SOIL
Prep SOP: PAI 739 Rev 8
Date Collected: 11-Aug-04
Date Prepared: 08-Sep-04
Date Analyzed: 20-Sep-04

Prep Batch: GS040908-6
QCBatchID: GS040908-6-1
Run ID: GS040908-6A
Count Time: 30 minutes
Report Basis: Dry Weight

Final Aliquot: 340 g
Prep Basis: Dry Weight
Moisture(%): NA
Result Units: pCi/g
File Name: 040437D05A

CASNO	Target Nuclide	Result +/- 2 s TPU	MDC	Lab Qualifier
14331-83-0	Ac-228	3.84 +/- 0.75	0.50	G
14391-76-5	Ag-110m	-0.04 +/- 0.10	0.19	U,G
14682-66-7	Al-26	0.049 +/- 0.070	0.115	U,G
14596-10-2	Am-241	-0.06 +/- 0.95	1.66	U,G
13966-02-4	Be-7	0.1 +/- 1.1	2.0	U,G
14913-49-6	Bi-212	3.77 +/- 0.84	2.5	G
14733-03-0	Bi-214	1.04 +/- 0.27	0.32	G,J
13982-30-4	Ce-139	0.031 +/- 0.086	0.146	U,G
14762-78-8	Ce-144	-0.07 +/- 0.58	1.01	U,G
14093-03-9	Co-56	0.17 +/- 0.21	0.35	U,G
13981-50-5	Co-57	-0.019 +/- 0.079	0.139	U,G
13981-38-9	Co-58	-0.08 +/- 0.11	0.22	U,G
10198-40-0	Co-60	0.006 +/- 0.097	0.180	U,G
14392-02-0	Cr-51	1.3 +/- 1.6	2.6	U,G
13967-70-9	Cs-134	0.033 +/- 0.094	0.161	U,G

Comments:

Qualifiers/Flags:

U - Result is less than the sample specific MDC or less than the associated TPU

Y1 - Chemical Yield is in control at 100-110%. Quantitative Yield is assumed.

Y2 - Chemical Yield outside default limits.

LT - Result is less than Requested MDC, greater than sample specific MDC.

M3 - The requested MDC was not met, but the reported activity is greater than the reported MDC.

M - The requested MDC was not met.

SQ - Spectral quality prevents accurate quantitation.

SI - Nuclide identification and/or quantitation is tentative.

TI - Nuclide identification is tentative.

R - Nuclide has exceeded 8 halflives.

G - Sample density differs by more than 15% of LCS density.

Abbreviations:

TPU - Total Propagated Uncertainty (see PAI SOP 743)

MDC - Minimum Detectable Concentration (see PAI SOP 709)

BDL - Below Detection Limit

Data Package ID: *GSS0408169-1*

Gamma Spectroscopy Results

PAI 713 Rev 8

Sample Results

Lab Name: Paragon Analytics
Work Order Number: 0408169
Client Name: New World Technologies
ClientProject ID: Ravenna GA00563

Field ID: SU3-E3
Lab ID: 0408169-8

Library: FANP

Sample Matrix: SOIL
Prep SOP: PAI 739 Rev 8
Date Collected: 11-Aug-04
Date Prepared: 08-Sep-04
Date Analyzed: 20-Sep-04

Prep Batch: GS040908-6
QCBatchID: GS040908-6-1
Run ID: GS040908-6A
Count Time: 30 minutes
Report Basis: Dry Weight

Final Aliquot: 340 g
Prep Basis: Dry Weight
Moisture(%): NA
Result Units: pCi/g
File Name: 040437D05A

CASNO	Target Nuclide	Result +/- 2 s TPU	MDC	Lab Qualifier
10045-97-3	Cs-137	0.06 +/- 0.10	0.18	U,G
14683-23-9	Eu-152	0.46 +/- 0.48	0.75	U,G
15585-10-1	Eu-154	0.43 +/- 0.49	0.78	U,G
14391-16-3	Eu-155	0.10 +/- 0.35	0.60	U,G
14596-12-4	Fe-59	0.04 +/- 0.27	0.50	U,G
10043-66-0	I-131	-0.7 +/- 2.5	4.5	U,G
13966-00-2	K-40	6.0 +/- 1.7	1.4	G
13966-31-9	Mn-54	-0.085 +/- 0.090	0.181	U,G
13966-32-0	Na-22	0.012 +/- 0.077	0.144	U,G
14681-63-1	Nb-94	-0.005 +/- 0.092	0.166	U,G
13967-76-5	Nb-95	-0.03 +/- 0.15	0.28	U,G
15100-28-4	Pa-234m	-6 +/- 15	30	U,G
15092-94-1	Pb-212	4.17 +/- 0.88	0.27	G
15067-28-4	Pb-214	1.30 +/- 0.28	0.32	G,J
13967-48-1	Ru-106	-0.89 +/- 0.94	1.81	U,G

Comments:

Qualifiers/Flags:

U - Result is less than the sample specific MDC or less than the associated TPU

Y1 - Chemical Yield is in control at 100-110%. Quantitative Yield is assumed.

Y2 - Chemical Yield outside default limits.

LT - Result is less than Requested MDC, greater than sample specific MDC.

M3 - The requested MDC was not met, but the reported activity is greater than the reported MDC.

M - The requested MDC was not met.

SQ - Spectral quality prevents accurate quantitation.

SI - Nuclide identification and/or quantitation is tentative.

TI - Nuclide identification is tentative.

R - Nuclide has exceeded 8 halflives.

G - Sample density differs by more than 15% of LCS density.

Abbreviations:

TPU - Total Propagated Uncertainty (see PAI SOP 743)

MDC - Minimum Detectable Concentration (see PAI SOP 709)

BDL - Below Detection Limit

Data Package ID: *GSS0408169-1*

Gamma Spectroscopy Results

PAI 713 Rev 8

Sample Results

Lab Name: Paragon Analytics
Work Order Number: 0408169
Client Name: New World Technologies
ClientProject ID: Ravenna GA00563

Field ID: SU3-E3
Lab ID: 0408169-8

Library: FANP

Sample Matrix: SOIL
Prep SOP: PAI 739 Rev 8
Date Collected: 11-Aug-04
Date Prepared: 08-Sep-04
Date Analyzed: 20-Sep-04

Prep Batch: GS040908-6
QCBatchID: GS040908-6-1
Run ID: GS040908-6A
Count Time: 30 minutes
Report Basis: Dry Weight

Final Aliquot: 340 g
Prep Basis: Dry Weight
Moisture(%): NA
Result Units: pCi/g
File Name: 040437D05A

CASNO	Target Nuclide	Result +/- 2 s TPU	MDC	Lab Qualifier
14683-10-4	Sb-124	-0.07 +/- 0.14	0.26	U,G
14234-35-6	Sb-125	0.23 +/- 0.21	0.37	U,G
13967-63-0	Sc-46	0.024 +/- 0.099	0.178	U,G
15623-47-9	Th-227	5 +/- 14	22	U,G
15065-10-8	Th-234	4.1 +/- 2.1	3.1	G,TI
14913-50-9	Tl-208	1.45 +/- 0.25	0.16	G
15117-96-1	U-235	0.17 +/- 0.53	0.90	U,G
13982-39-3	Zn-65	0.15 +/- 0.35	0.59	U,G

Comments:

Qualifiers/Flags:

U - Result is less than the sample specific MDC or less than the associated TPU

Y1 - Chemical Yield is in control at 100-110%. Quantitative Yield is assumed.

Y2 - Chemical Yield outside default limits.

LT - Result is less than Requested MDC, greater than sample specific MDC.

M3 - The requested MDC was not met, but the reported activity is greater than the reported MDC.

M - The requested MDC was not met.

SQ - Spectral quality prevents accurate quantitation.

SI - Nuclide identification and/or quantitation is tentative.

TI - Nuclide identification is tentative.

R - Nuclide has exceeded 8 halflives.

G - Sample density differs by more than 15% of LCS density.

Abbreviations:

TPU - Total Propagated Uncertainty (see PAI SOP 743)

MDC - Minimum Detectable Concentration (see PAI SOP 709)

BDL - Below Detection Limit

Data Package ID: *GSS0408169-1*

Gamma Spectroscopy Results

PAI 713 Rev 8

Sample Results

Lab Name: Paragon Analytics
Work Order Number: 0408169
Client Name: New World Technologies
ClientProject ID: Ravenna GA00563

Field ID: SU3-H0
Lab ID: 0408169-9

Library: FANP

Sample Matrix: SOIL
Prep SOP: PAI 739 Rev 8
Date Collected: 11-Aug-04
Date Prepared: 08-Sep-04
Date Analyzed: 20-Sep-04

Prep Batch: GS040908-6
QCBatchID: GS040908-6-1
Run ID: GS040908-6A
Count Time: 30 minutes
Report Basis: Dry Weight

Final Aliquot: 360 g
Prep Basis: Dry Weight
Moisture(%): NA
Result Units: pCi/g
File Name: 041630D07A

CASNO	Target Nuclide	Result +/- 2 s TPU	MDC	Lab Qualifier
14331-83-0	Ac-228	0.16 +/- 0.28	0.48	U,G
14391-76-5	Ag-110m	0.020 +/- 0.057	0.104	U,G
14682-66-7	Al-26	-0.018 +/- 0.052	0.136	U,G
14596-10-2	Am-241	-0.010 +/- 0.083	0.153	U,G
13966-02-4	Be-7	-0.27 +/- 0.75	1.49	U,G
14913-49-6	Bi-212	0.63 +/- 0.71	1.10	U,G
14733-03-0	Bi-214	0.22 +/- 0.15	0.21	G,J,TI
13982-30-4	Ce-139	0.025 +/- 0.048	0.082	U,G
14762-78-8	Ce-144	0.08 +/- 0.26	0.45	U,G
14093-03-9	Co-56	-0.04 +/- 0.17	0.35	U,G
13981-50-5	Co-57	0.023 +/- 0.028	0.046	U,G
13981-38-9	Co-58	0.001 +/- 0.086	0.167	U,G
10198-40-0	Co-60	-0.031 +/- 0.055	0.136	U,G
14392-02-0	Cr-51	-0.09 +/- 0.91	1.74	U,G
13967-70-9	Cs-134	0.005 +/- 0.059	0.109	U,G

Comments:

Qualifiers/Flags:

U - Result is less than the sample specific MDC or less than the associated TPU

Y1 - Chemical Yield is in control at 100-110%. Quantitative Yield is assumed.

Y2 - Chemical Yield outside default limits.

LT - Result is less than Requested MDC, greater than sample specific MDC.

M3 - The requested MDC was not met, but the reported activity is greater than the reported MDC.

M - The requested MDC was not met.

SQ - Spectral quality prevents accurate quantitation.

SI - Nuclide identification and/or quantitation is tentative.

TI - Nuclide identification is tentative.

R - Nuclide has exceeded 8 halflives.

G - Sample density differs by more than 15% of LCS density.

Abbreviations:

TPU - Total Propagated Uncertainty (see PAI SOP 743)

MDC - Minimum Detectable Concentration (see PAI SOP 709)

BDL - Below Detection Limit

Data Package ID: *GSS0408169-1*

Gamma Spectroscopy Results

PAI 713 Rev 8

Sample Results

Lab Name: Paragon Analytics
Work Order Number: 0408169
Client Name: New World Technologies
ClientProject ID: Ravenna GA00563

Field ID: SU3-H0
Lab ID: 0408169-9

Library: FANP

Sample Matrix: SOIL
Prep SOP: PAI 739 Rev 8
Date Collected: 11-Aug-04
Date Prepared: 08-Sep-04
Date Analyzed: 20-Sep-04

Prep Batch: GS040908-6
QCBatchID: GS040908-6-1
Run ID: GS040908-6A
Count Time: 30 minutes
Report Basis: Dry Weight

Final Aliquot: 360 g
Prep Basis: Dry Weight
Moisture(%): NA
Result Units: pCi/g
File Name: 041630D07A

CASNO	Target Nuclide	Result +/- 2 s TPU	MDC	Lab Qualifier
10045-97-3	Cs-137	0.012 +/- 0.063	0.117	U,G
14683-23-9	Eu-152	0.21 +/- 0.25	0.38	U,G
15585-10-1	Eu-154	-0.09 +/- 0.28	0.63	U,G
14391-16-3	Eu-155	-0.01 +/- 0.11	0.20	U,G
14596-12-4	Fe-59	0.25 +/- 0.23	0.32	U,G
10043-66-0	I-131	-0.3 +/- 1.5	2.9	U,G
13966-00-2	K-40	4.7 +/- 1.7	1.7	G
13966-31-9	Mn-54	0.029 +/- 0.065	0.116	U,G
13966-32-0	Na-22	-0.020 +/- 0.064	0.143	U,G
14681-63-1	Nb-94	-0.010 +/- 0.067	0.130	U,G
13967-76-5	Nb-95	-0.061 +/- 0.082	0.182	U,G
15100-28-4	Pa-234m	5.4 +/- 8.6	14.5	U,G
15092-94-1	Pb-212	0.25 +/- 0.12	0.17	G
15067-28-4	Pb-214	0.20 +/- 0.15	0.22	U,G,J
13967-48-1	Ru-106	0 +/- 0.54	1.04	U,G

Comments:

Qualifiers/Flags:

U - Result is less than the sample specific MDC or less than the associated TPU

Y1 - Chemical Yield is in control at 100-110%. Quantitative Yield is assumed.

Y2 - Chemical Yield outside default limits.

LT - Result is less than Requested MDC, greater than sample specific MDC.

M3 - The requested MDC was not met, but the reported activity is greater than the reported MDC.

M - The requested MDC was not met.

SQ - Spectral quality prevents accurate quantitation.

SI - Nuclide identification and/or quantitation is tentative.

TI - Nuclide identification is tentative.

R - Nuclide has exceeded 8 halflives.

G - Sample density differs by more than 15% of LCS density.

Abbreviations:

TPU - Total Propagated Uncertainty (see PAI SOP 743)

MDC - Minimum Detectable Concentration (see PAI SOP 709)

BDL - Below Detection Limit

Data Package ID: *GSS0408169-1*

Gamma Spectroscopy Results

PAI 713 Rev 8

Sample Results

Lab Name: Paragon Analytics
Work Order Number: 0408169
Client Name: New World Technologies
ClientProject ID: Ravenna GA00563

Field ID: SU3-H0
Lab ID: 0408169-9

Library: FANP

Sample Matrix: SOIL
Prep SOP: PAI 739 Rev 8
Date Collected: 11-Aug-04
Date Prepared: 08-Sep-04
Date Analyzed: 20-Sep-04

Prep Batch: GS040908-6
QCBatchID: GS040908-6-1
Run ID: GS040908-6A
Count Time: 30 minutes
Report Basis: Dry Weight

Final Aliquot: 360 g
Prep Basis: Dry Weight
Moisture(%): NA
Result Units: pCi/g
File Name: 041630D07A

CASNO	Target Nuclide	Result +/- 2 s TPU	MDC	Lab Qualifier
14683-10-4	Sb-124	-0.025 +/- 0.089	0.175	U,G
14234-35-6	Sb-125	-0.07 +/- 0.13	0.27	U,G
13967-63-0	Sc-46	-0.040 +/- 0.080	0.174	U,G
15623-47-9	Th-227	-0.13 +/- 0.36	0.68	U,G
15065-10-8	Th-234	0.17 +/- 0.53	0.91	U,G
14913-50-9	Tl-208	0.004 +/- 0.079	0.145	U,G
15117-96-1	U-235	0.11 +/- 0.25	0.43	U,G
13982-39-3	Zn-65	-0.07 +/- 0.15	0.33	U,G

Comments:

Qualifiers/Flags:

U - Result is less than the sample specific MDC or less than the associated TPU

Y1 - Chemical Yield is in control at 100-110%. Quantitative Yield is assumed.

Y2 - Chemical Yield outside default limits.

LT - Result is less than Requested MDC, greater than sample specific MDC.

M3 - The requested MDC was not met, but the reported activity is greater than the reported MDC.

M - The requested MDC was not met.

SQ - Spectral quality prevents accurate quantitation.

SI - Nuclide identification and/or quantitation is tentative.

TI - Nuclide identification is tentative.

R - Nuclide has exceeded 8 halflives.

G - Sample density differs by more than 15% of LCS density.

Abbreviations:

TPU - Total Propagated Uncertainty (see PAI SOP 743)

MDC - Minimum Detectable Concentration (see PAI SOP 709)

BDL - Below Detection Limit

Data Package ID: *GSS0408169-1*

Gamma Spectroscopy Results

PAI 713 Rev 8

Sample Results

Lab Name: Paragon Analytics
Work Order Number: 0408169
Client Name: New World Technologies
ClientProject ID: Ravenna GA00563

Field ID: SU3-D1
Lab ID: 0408169-10

Library: FANP

Sample Matrix: SOIL
Prep SOP: PAI 739 Rev 8
Date Collected: 11-Aug-04
Date Prepared: 08-Sep-04
Date Analyzed: 20-Sep-04

Prep Batch: GS040908-6
QCBatchID: GS040908-6-1
Run ID: GS040908-6A
Count Time: 30 minutes
Report Basis: Dry Weight

Final Aliquot: 271 g
Prep Basis: Dry Weight
Moisture(%): NA
Result Units: pCi/g
File Name: 041609D02A

CASNO	Target Nuclide	Result +/- 2 s TPU	MDC	Lab Qualifier
14331-83-0	Ac-228	1.35 +/- 0.38	0.47	G
14391-76-5	Ag-110m	-0.053 +/- 0.073	0.152	U,G
14682-66-7	Al-26	0.033 +/- 0.055	0.094	U,G
14596-10-2	Am-241	0.16 +/- 0.58	1.01	U,G
13966-02-4	Be-7	0.64 +/- 0.86	1.41	U,G
14913-49-6	Bi-212	0.7 +/- 1.3	2.2	U,G
14733-03-0	Bi-214	1.21 +/- 0.29	0.27	G,J
13982-30-4	Ce-139	0.014 +/- 0.067	0.116	U,G
14762-78-8	Ce-144	0.05 +/- 0.40	0.70	U,G
14093-03-9	Co-56	0.33 +/- 0.22	0.28	G,TI
13981-50-5	Co-57	0 +/- 0.050	0.090	U,G
13981-38-9	Co-58	-0.073 +/- 0.089	0.197	U,G
10198-40-0	Co-60	-0.067 +/- 0.074	0.173	U,G
14392-02-0	Cr-51	0.2 +/- 1.4	2.5	U,G
13967-70-9	Cs-134	-0.083 +/- 0.075	0.157	U,G

Comments:

Qualifiers/Flags:

U - Result is less than the sample specific MDC or less than the associated TPU

Y1 - Chemical Yield is in control at 100-110%. Quantitative Yield is assumed.

Y2 - Chemical Yield outside default limits.

LT - Result is less than Requested MDC, greater than sample specific MDC.

M3 - The requested MDC was not met, but the reported activity is greater than the reported MDC.

M - The requested MDC was not met.

SQ - Spectral quality prevents accurate quantitation.

SI - Nuclide identification and/or quantitation is tentative.

TI - Nuclide identification is tentative.

R - Nuclide has exceeded 8 halflives.

G - Sample density differs by more than 15% of LCS density.

Abbreviations:

TPU - Total Propagated Uncertainty (see PAI SOP 743)

MDC - Minimum Detectable Concentration (see PAI SOP 709)

BDL - Below Detection Limit

Data Package ID: *GSS0408169-1*

Gamma Spectroscopy Results

PAI 713 Rev 8

Sample Results

Lab Name: Paragon Analytics
Work Order Number: 0408169
Client Name: New World Technologies
ClientProject ID: Ravenna GA00563

Field ID: SU3-D1
Lab ID: 0408169-10

Library: FANP

Sample Matrix: SOIL
Prep SOP: PAI 739 Rev 8
Date Collected: 11-Aug-04
Date Prepared: 08-Sep-04
Date Analyzed: 20-Sep-04

Prep Batch: GS040908-6
QCBatchID: GS040908-6-1
Run ID: GS040908-6A
Count Time: 30 minutes
Report Basis: Dry Weight

Final Aliquot: 271 g
Prep Basis: Dry Weight
Moisture(%): NA
Result Units: pCi/g
File Name: 041609D02A

CASNO	Target Nuclide	Result +/- 2 s TPU	MDC	Lab Qualifier
10045-97-3	Cs-137	1.06 +/- 0.22	0.15	G
14683-23-9	Eu-152	0.09 +/- 0.33	0.61	U,G
15585-10-1	Eu-154	-0.26 +/- 0.40	0.86	U,G
14391-16-3	Eu-155	0.10 +/- 0.22	0.38	U,G
14596-12-4	Fe-59	-0.02 +/- 0.22	0.45	U,G
10043-66-0	I-131	0.4 +/- 2.2	3.9	U,G
13966-00-2	K-40	4.1 +/- 1.5	1.5	G
13966-31-9	Mn-54	0.001 +/- 0.063	0.123	U,G
13966-32-0	Na-22	-0.009 +/- 0.062	0.132	U,G
14681-63-1	Nb-94	0.050 +/- 0.075	0.126	U,G
13967-76-5	Nb-95	0.03 +/- 0.11	0.20	U,G
15100-28-4	Pa-234m	6 +/- 12	21	U,G
15092-94-1	Pb-212	1.38 +/- 0.28	0.23	G
15067-28-4	Pb-214	1.46 +/- 0.29	0.29	G,J
13967-48-1	Ru-106	-0.53 +/- 0.86	1.68	U,G

Comments:

Qualifiers/Flags:

U - Result is less than the sample specific MDC or less than the associated TPU

Y1 - Chemical Yield is in control at 100-110%. Quantitative Yield is assumed.

Y2 - Chemical Yield outside default limits.

LT - Result is less than Requested MDC, greater than sample specific MDC.

M3 - The requested MDC was not met, but the reported activity is greater than the reported MDC.

M - The requested MDC was not met.

SQ - Spectral quality prevents accurate quantitation.

SI - Nuclide identification and/or quantitation is tentative.

TI - Nuclide identification is tentative.

R - Nuclide has exceeded 8 halflives.

G - Sample density differs by more than 15% of LCS density.

Abbreviations:

TPU - Total Propagated Uncertainty (see PAI SOP 743)

MDC - Minimum Detectable Concentration (see PAI SOP 709)

BDL - Below Detection Limit

Data Package ID: *GSS0408169-1*

Gamma Spectroscopy Results

PAI 713 Rev 8

Sample Results

Lab Name: Paragon Analytics
Work Order Number: 0408169
Client Name: New World Technologies
ClientProject ID: Ravenna GA00563

Field ID: SU3-D1
Lab ID: 0408169-10

Library: FANP

Sample Matrix: SOIL
Prep SOP: PAI 739 Rev 8
Date Collected: 11-Aug-04
Date Prepared: 08-Sep-04
Date Analyzed: 20-Sep-04

Prep Batch: GS040908-6
QCBatchID: GS040908-6-1
Run ID: GS040908-6A
Count Time: 30 minutes
Report Basis: Dry Weight

Final Aliquot: 271 g
Prep Basis: Dry Weight
Moisture(%): NA
Result Units: pCi/g
File Name: 041609D02A

CASNO	Target Nuclide	Result +/- 2 s TPU	MDC	Lab Qualifier
14683-10-4	Sb-124	0.06 +/- 0.11	0.19	U,G
14234-35-6	Sb-125	-0.05 +/- 0.16	0.32	U,G
13967-63-0	Sc-46	0.097 +/- 0.078	0.104	U,G
15623-47-9	Th-227	0.24 +/- 0.61	1.00	U,G
15065-10-8	Th-234	0.8 +/- 1.4	2.4	U,G
14913-50-9	Tl-208	0.42 +/- 0.14	0.16	G
15117-96-1	U-235	0.34 +/- 0.42	0.69	U,G
13982-39-3	Zn-65	-0.23 +/- 0.38	0.71	U,G

Comments:

Qualifiers/Flags:

U - Result is less than the sample specific MDC or less than the associated TPU

Y1 - Chemical Yield is in control at 100-110%. Quantitative Yield is assumed.

Y2 - Chemical Yield outside default limits.

LT - Result is less than Requested MDC, greater than sample specific MDC.

M3 - The requested MDC was not met, but the reported activity is greater than the reported MDC.

M - The requested MDC was not met.

SQ - Spectral quality prevents accurate quantitation.

SI - Nuclide identification and/or quantitation is tentative.

TI - Nuclide identification is tentative.

R - Nuclide has exceeded 8 halflives.

G - Sample density differs by more than 15% of LCS density.

Abbreviations:

TPU - Total Propagated Uncertainty (see PAI SOP 743)

MDC - Minimum Detectable Concentration (see PAI SOP 709)

BDL - Below Detection Limit

Data Package ID: *GSS0408169-1*

Gamma Spectroscopy Results

PAI 713 Rev 8

Sample Duplicate Results

Lab Name: Paragon Analytics
Work Order Number: 0408169
Client Name: New World Technologies
ClientProject ID: Ravenna GA00563

Field ID: SU3-D1
Lab ID: 0408169-10DUP

Library: FANP

Sample Matrix: SOIL
Prep SOP: PAI 739 Rev 8
Date Collected: 11-Aug-04
Date Prepared: 08-Sep-04
Date Analyzed: 20-Sep-04

Prep Batch: GS040908-6
QCBatchID: GS040908-6-1
Run ID: GS040908-6A
Count Time: 30 minutes
Report Basis: Dry Weight

Final Aliquot: 271 g
Prep Basis: Dry Weight
Moisture(%): NA
Result Units: pCi/g
File Name: 042253D01A

CASNO	Target Nuclide	Result +/- 2 s TPU	MDC	Lab Qualifier
14331-83-0	Ac-228	1.25 +/- 0.48	0.80	G
14391-76-5	Ag-110m	-0.18 +/- 0.18	0.36	U,G
14682-66-7	Al-26	-0.049 +/- 0.082	0.206	U,G
14596-10-2	Am-241	0.11 +/- 0.77	1.36	U,G
13966-02-4	Be-7	-0.2 +/- 1.2	2.2	U,G
14913-49-6	Bi-212	2.3 +/- 1.6	2.2	G,TI
14733-03-0	Bi-214	1.48 +/- 0.39	0.35	G,J
13982-30-4	Ce-139	-0.033 +/- 0.083	0.151	U,G
14762-78-8	Ce-144	-0.35 +/- 0.52	0.96	U,G
14093-03-9	Co-56	0.19 +/- 0.23	0.37	U,G
13981-50-5	Co-57	0.028 +/- 0.071	0.120	U,G
13981-38-9	Co-58	-0.01 +/- 0.12	0.24	U,G
10198-40-0	Co-60	-0.036 +/- 0.080	0.183	U,G

Comments:

Qualifiers/Flags:

U - Result is less than the sample specific MDC or less than the associated TPU.
Y1 - Chemical Yield is in control at 100-110%. Quantitative yield is assumed.
Y2 - Chemical Yield outside default limits.
LT - Result is less than Requested MDC, greater than sample specific MDC.
M - The requested MDC was not met.
M3 - The requested MDC was not met, but thereported activity is greater than the reported MDC.
W - DER is greater than Warning Limit of 1.42
D - DER is greater than Control Limit of 2.13
SQ - Spectral quality prevents accurate quantitation.
SI - Nuclide identification and/or quantitation is tentative.
TI - Nuclide identification is tentative.
R - Nuclide has exceeded 8 halflives.
G - Sample density differs by more than 15% of LCS density.

Abbreviations:
TPU - Total Propagated Uncertainty (see PAI SOP 743)
MDC - Minimum Detectable Concentration (see PAI SOP 709)
BDL - Below Detection Limit

Data Package ID: *GSS0408169-1*

Gamma Spectroscopy Results

PAI 713 Rev 8

Sample Duplicate Results

Lab Name: Paragon Analytics
Work Order Number: 0408169
Client Name: New World Technologies
ClientProject ID: Ravenna GA00563

Field ID: SU3-D1
Lab ID: 0408169-10DUP

Library: FANP

Sample Matrix: SOIL
Prep SOP: PAI 739 Rev 8
Date Collected: 11-Aug-04
Date Prepared: 08-Sep-04
Date Analyzed: 20-Sep-04

Prep Batch: GS040908-6
QCBatchID: GS040908-6-1
Run ID: GS040908-6A
Count Time: 30 minutes
Report Basis: Dry Weight

Final Aliquot: 271 g
Prep Basis: Dry Weight
Moisture(%): NA
Result Units: pCi/g
File Name: 042253D01A

CASNO	Target Nuclide	Result +/- 2 s TPU	MDC	Lab Qualifier
14392-02-0	Cr-51	-0.1 +/- 1.8	3.2	U,G
13967-70-9	Cs-134	-0.07 +/- 0.11	0.23	U,G
10045-97-3	Cs-137	1.20 +/- 0.27	0.20	G
14683-23-9	Eu-152	-0.32 +/- 0.66	1.35	U,G
15585-10-1	Eu-154	0 +/- 0.47	0.92	U,G
14391-16-3	Eu-155	0.03 +/- 0.28	0.49	U,G
14596-12-4	Fe-59	-0.24 +/- 0.31	0.69	U,G
10043-66-0	I-131	0.6 +/- 2.6	4.6	U,G
13966-00-2	K-40	4.1 +/- 1.8	2.0	G
13966-31-9	Mn-54	-0.009 +/- 0.096	0.186	U,G
13966-32-0	Na-22	0.039 +/- 0.099	0.179	U,G
14681-63-1	Nb-94	0.027 +/- 0.090	0.160	U,G
13967-76-5	Nb-95	0.11 +/- 0.17	0.29	U,G

Comments:

Qualifiers/Flags:

U - Result is less than the sample specific MDC or less than the associated TPU.
Y1 - Chemical Yield is in control at 100-110%. Quantitative yield is assumed.
Y2 - Chemical Yield outside default limits.
LT - Result is less than Requested MDC, greater than sample specific MDC.
M - The requested MDC was not met.
M3 - The requested MDC was not met, but thereported activity is greater than the reported MDC.
W - DER is greater than Warning Limit of 1.42
D - DER is greater than Control Limit of 2.13

SQ - Spectral quality prevents accurate quantitation.
SI - Nuclide identification and/or quantitation is tentative.
TI - Nuclide identification is tentative.
R - Nuclide has exceeded 8 halflives.
G - Sample density differs by more than 15% of LCS density.

Abbreviations:
TPU - Total Propagated Uncertainty (see PAI SOP 743)
MDC - Minimum Detectable Concentration (see PAI SOP 709)
BDL - Below Detection Limit

Data Package ID: *GSS0408169-1*

Gamma Spectroscopy Results

PAI 713 Rev 8

Sample Duplicate Results

Lab Name: Paragon Analytics
Work Order Number: 0408169
Client Name: New World Technologies
ClientProject ID: Ravenna GA00563

Field ID: SU3-D1
Lab ID: 0408169-10DUP

Library: FANP

Sample Matrix: SOIL
Prep SOP: PAI 739 Rev 8
Date Collected: 11-Aug-04
Date Prepared: 08-Sep-04
Date Analyzed: 20-Sep-04

Prep Batch: GS040908-6
QCBatchID: GS040908-6-1
Run ID: GS040908-6A
Count Time: 30 minutes
Report Basis: Dry Weight

Final Aliquot: 271 g
Prep Basis: Dry Weight
Moisture(%): NA
Result Units: pCi/g
File Name: 042253D01A

CASNO	Target Nuclide	Result +/- 2 s TPU	MDC	Lab Qualifier
15100-28-4	Pa-234m	13 +/- 15	24	U,G
15092-94-1	Pb-212	1.53 +/- 0.32	0.28	G
15067-28-4	Pb-214	1.33 +/- 0.30	0.35	G,J
13967-48-1	Ru-106	-0.51 +/- 0.81	1.67	U,G
14683-10-4	Sb-124	-0.11 +/- 0.13	0.27	U,G
14234-35-6	Sb-125	-0.01 +/- 0.24	0.44	U,G
13967-63-0	Sc-46	0.025 +/- 0.099	0.186	U,G
15623-47-9	Th-227	-0.27 +/- 0.80	1.43	U,G
15065-10-8	Th-234	1.5 +/- 1.7	2.7	U,G
14913-50-9	Tl-208	0.49 +/- 0.16	0.17	G
15117-96-1	U-235	0.03 +/- 0.53	0.93	U,G
13982-39-3	Zn-65	-0.27 +/- 0.33	0.67	U,G

Comments:

Qualifiers/Flags:

U - Result is less than the sample specific MDC or less than the associated TPU.
Y1 - Chemical Yield is in control at 100-110%. Quantitative yield is assumed.
Y2 - Chemical Yield outside default limits.
LT - Result is less than Requested MDC, greater than sample specific MDC.
M - The requested MDC was not met.
M3 - The requested MDC was not met, but thereported activity is greater than the reported MDC.
W - DER is greater than Warning Limit of 1.42
D - DER is greater than Control Limit of 2.13

SQ - Spectral quality prevents accurate quantitation.
SI - Nuclide identification and/or quantitation is tentative.
TI - Nuclide identification is tentative.
R - Nuclide has exceeded 8 halflives.
G - Sample density differs by more than 15% of LCS density.

Abbreviations:

TPU - Total Propagated Uncertainty (see PAI SOP 743)
MDC - Minimum Detectable Concentration (see PAI SOP 709)
BDL - Below Detection Limit

Data Package ID: *GSS0408169-1*

Gamma Spectroscopy Results

PAI 713 Rev 8

Sample Results

Lab Name: Paragon Analytics
Work Order Number: 0408169
Client Name: New World Technologies
ClientProject ID: Ravenna GA00563

Field ID: SU3-H1
Lab ID: 0408169-11

Library: FANP

Sample Matrix: SOIL
Prep SOP: PAI 739 Rev 8
Date Collected: 11-Aug-04
Date Prepared: 08-Sep-04
Date Analyzed: 20-Sep-04

Prep Batch: GS040908-6
QCBatchID: GS040908-6-1
Run ID: GS040908-6A
Count Time: 30 minutes
Report Basis: Dry Weight

Final Aliquot: 327 g
Prep Basis: Dry Weight
Moisture(%): NA
Result Units: pCi/g
File Name: 041610D02A

CASNO	Target Nuclide	Result +/- 2 s TPU	MDC	Lab Qualifier
14331-83-0	Ac-228	0.46 +/- 0.26	0.32	LT,G,TI
14391-76-5	Ag-110m	0.022 +/- 0.052	0.091	U,G
14682-66-7	Al-26	-0.038 +/- 0.058	0.141	U,G
14596-10-2	Am-241	-0.13 +/- 0.33	0.65	U,G
13966-02-4	Be-7	0.38 +/- 0.60	1.01	U,G
14913-49-6	Bi-212	0.84 +/- 0.67	0.91	U,G
14733-03-0	Bi-214	0.22 +/- 0.13	0.17	G,J
13982-30-4	Ce-139	-0.028 +/- 0.037	0.075	U,G
14762-78-8	Ce-144	-0.03 +/- 0.25	0.46	U,G
14093-03-9	Co-56	0 +/- 0.14	0.27	U,G
13981-50-5	Co-57	-0.009 +/- 0.030	0.058	U,G
13981-38-9	Co-58	-0.020 +/- 0.082	0.163	U,G
10198-40-0	Co-60	-0.008 +/- 0.065	0.132	U,G
14392-02-0	Cr-51	0 +/- 0.95	1.77	U,G
13967-70-9	Cs-134	-0.005 +/- 0.051	0.098	U,G

Comments:

Qualifiers/Flags:

U - Result is less than the sample specific MDC or less than the associated TPU

Y1 - Chemical Yield is in control at 100-110%. Quantitative Yield is assumed.

Y2 - Chemical Yield outside default limits.

LT - Result is less than Requested MDC, greater than sample specific MDC.

M3 - The requested MDC was not met, but the reported activity is greater than the reported MDC.

M - The requested MDC was not met.

SQ - Spectral quality prevents accurate quantitation.

SI - Nuclide identification and/or quantitation is tentative.

TI - Nuclide identification is tentative.

R - Nuclide has exceeded 8 halflives.

G - Sample density differs by more than 15% of LCS density.

Abbreviations:

TPU - Total Propagated Uncertainty (see PAI SOP 743)

MDC - Minimum Detectable Concentration (see PAI SOP 709)

BDL - Below Detection Limit

Data Package ID: *GSS0408169-1*

Gamma Spectroscopy Results

PAI 713 Rev 8

Sample Results

Lab Name: Paragon Analytics
Work Order Number: 0408169
Client Name: New World Technologies
ClientProject ID: Ravenna GA00563

Field ID: SU3-H1
Lab ID: 0408169-11

Library: FANP

Sample Matrix: SOIL
Prep SOP: PAI 739 Rev 8
Date Collected: 11-Aug-04
Date Prepared: 08-Sep-04
Date Analyzed: 20-Sep-04

Prep Batch: GS040908-6
QCBatchID: GS040908-6-1
Run ID: GS040908-6A
Count Time: 30 minutes
Report Basis: Dry Weight

Final Aliquot: 327 g
Prep Basis: Dry Weight
Moisture(%): NA
Result Units: pCi/g
File Name: 041610D02A

CASNO	Target Nuclide	Result +/- 2 s TPU	MDC	Lab Qualifier
10045-97-3	Cs-137	-0.005 +/- 0.055	0.106	U,G
14683-23-9	Eu-152	-0.19 +/- 0.21	0.55	U,G
15585-10-1	Eu-154	-0.07 +/- 0.20	0.46	U,G
14391-16-3	Eu-155	0.02 +/- 0.13	0.24	U,G
14596-12-4	Fe-59	0.03 +/- 0.18	0.35	U,G
10043-66-0	I-131	-0.1 +/- 1.2	2.4	U,G
13966-00-2	K-40	5.3 +/- 1.5	1.2	G
13966-31-9	Mn-54	-0.022 +/- 0.052	0.110	U,G
13966-32-0	Na-22	-0.023 +/- 0.068	0.141	U,G
14681-63-1	Nb-94	-0.009 +/- 0.058	0.111	U,G
13967-76-5	Nb-95	-0.028 +/- 0.080	0.162	U,G
15100-28-4	Pa-234m	4.3 +/- 5.3	7.9	U,G
15092-94-1	Pb-212	0.30 +/- 0.13	0.16	G
15067-28-4	Pb-214	0.24 +/- 0.15	0.22	G,J
13967-48-1	Ru-106	-0.24 +/- 0.49	1.01	U,G

Comments:

Qualifiers/Flags:

U - Result is less than the sample specific MDC or less than the associated TPU

Y1 - Chemical Yield is in control at 100-110%. Quantitative Yield is assumed.

Y2 - Chemical Yield outside default limits.

LT - Result is less than Requested MDC, greater than sample specific MDC.

M3 - The requested MDC was not met, but the reported activity is greater than the reported MDC.

M - The requested MDC was not met.

SQ - Spectral quality prevents accurate quantitation.

SI - Nuclide identification and/or quantitation is tentative.

TI - Nuclide identification is tentative.

R - Nuclide has exceeded 8 halflives.

G - Sample density differs by more than 15% of LCS density.

Abbreviations:

TPU - Total Propagated Uncertainty (see PAI SOP 743)

MDC - Minimum Detectable Concentration (see PAI SOP 709)

BDL - Below Detection Limit

Data Package ID: *GSS0408169-1*

Gamma Spectroscopy Results

PAI 713 Rev 8

Sample Results

Lab Name: Paragon Analytics
Work Order Number: 0408169
Client Name: New World Technologies
ClientProject ID: Ravenna GA00563

Field ID: SU3-H1
Lab ID: 0408169-11

Library: FANP

Sample Matrix: SOIL
Prep SOP: PAI 739 Rev 8
Date Collected: 11-Aug-04
Date Prepared: 08-Sep-04
Date Analyzed: 20-Sep-04

Prep Batch: GS040908-6
QCBatchID: GS040908-6-1
Run ID: GS040908-6A
Count Time: 30 minutes
Report Basis: Dry Weight

Final Aliquot: 327 g
Prep Basis: Dry Weight
Moisture(%): NA
Result Units: pCi/g
File Name: 041610D02A

CASNO	Target Nuclide	Result +/- 2 s TPU	MDC	Lab Qualifier
14683-10-4	Sb-124	0.007 +/- 0.078	0.144	U,G
14234-35-6	Sb-125	0.03 +/- 0.12	0.22	U,G
13967-63-0	Sc-46	-0.016 +/- 0.068	0.140	U,G
15623-47-9	Th-227	-0.18 +/- 0.33	0.64	U,G
15065-10-8	Th-234	0.24 +/- 0.76	1.32	U,G
14913-50-9	Tl-208	0.145 +/- 0.071	0.085	G
15117-96-1	U-235	-0.01 +/- 0.23	0.42	U,G
13982-39-3	Zn-65	-0.14 +/- 0.15	0.32	U,G

Comments:

Qualifiers/Flags:

U - Result is less than the sample specific MDC or less than the associated TPU

Y1 - Chemical Yield is in control at 100-110%. Quantitative Yield is assumed.

Y2 - Chemical Yield outside default limits.

LT - Result is less than Requested MDC, greater than sample specific MDC.

M3 - The requested MDC was not met, but the reported activity is greater than the reported MDC.

M - The requested MDC was not met.

SQ - Spectral quality prevents accurate quantitation.

SI - Nuclide identification and/or quantitation is tentative.

TI - Nuclide identification is tentative.

R - Nuclide has exceeded 8 halflives.

G - Sample density differs by more than 15% of LCS density.

Abbreviations:

TPU - Total Propagated Uncertainty (see PAI SOP 743)

MDC - Minimum Detectable Concentration (see PAI SOP 709)

BDL - Below Detection Limit

Data Package ID: *GSS0408169-1*

Gamma Spectroscopy Results

PAI 713 Rev 8

Sample Results

Lab Name: Paragon Analytics
Work Order Number: 0408169
Client Name: New World Technologies
ClientProject ID: Ravenna GA00563

Field ID: SU3-H2
Lab ID: 0408169-12

Library: FANP

Sample Matrix: SOIL
Prep SOP: PAI 739 Rev 8
Date Collected: 11-Aug-04
Date Prepared: 08-Sep-04
Date Analyzed: 20-Sep-04

Prep Batch: GS040908-6
QCBatchID: GS040908-6-1
Run ID: GS040908-6A
Count Time: 30 minutes
Report Basis: Dry Weight

Final Aliquot: 322 g
Prep Basis: Dry Weight
Moisture(%): NA
Result Units: pCi/g
File Name: 041557D03A

CASNO	Target Nuclide	Result +/- 2 s TPU	MDC	Lab Qualifier
14331-83-0	Ac-228	0.69 +/- 0.19	0.32	LT,G
14391-76-5	Ag-110m	-0.017 +/- 0.045	0.083	U,G
14682-66-7	Al-26	-0.016 +/- 0.037	0.077	U,G
14596-10-2	Am-241	-0.05 +/- 0.31	0.54	U,G
13966-02-4	Be-7	0.26 +/- 0.52	0.88	U,G
14913-49-6	Bi-212	0.67 +/- 0.71	1.14	U,G
14733-03-0	Bi-214	0.21 +/- 0.13	0.20	G,J
13982-30-4	Ce-139	0.010 +/- 0.046	0.078	U,G
14762-78-8	Ce-144	0.03 +/- 0.30	0.51	U,G
14093-03-9	Co-56	0.05 +/- 0.11	0.20	U,G
13981-50-5	Co-57	-0.019 +/- 0.036	0.065	U,G
13981-38-9	Co-58	-0.007 +/- 0.054	0.100	U,G
10198-40-0	Co-60	0.002 +/- 0.041	0.077	U,G
14392-02-0	Cr-51	0.08 +/- 0.76	1.34	U,G
13967-70-9	Cs-134	0.071 +/- 0.089	0.140	U,G

Comments:

Qualifiers/Flags:

U - Result is less than the sample specific MDC or less than the associated TPU

Y1 - Chemical Yield is in control at 100-110%. Quantitative Yield is assumed.

Y2 - Chemical Yield outside default limits.

LT - Result is less than Requested MDC, greater than sample specific MDC.

M3 - The requested MDC was not met, but the reported activity is greater than the reported MDC.

M - The requested MDC was not met.

SQ - Spectral quality prevents accurate quantitation.

SI - Nuclide identification and/or quantitation is tentative.

TI - Nuclide identification is tentative.

R - Nuclide has exceeded 8 halflives.

G - Sample density differs by more than 15% of LCS density.

Abbreviations:

TPU - Total Propagated Uncertainty (see PAI SOP 743)

MDC - Minimum Detectable Concentration (see PAI SOP 709)

BDL - Below Detection Limit

Data Package ID: *GSS0408169-1*

Gamma Spectroscopy Results

PAI 713 Rev 8

Sample Results

Lab Name: Paragon Analytics
Work Order Number: 0408169
Client Name: New World Technologies
ClientProject ID: Ravenna GA00563

Field ID: SU3-H2
Lab ID: 0408169-12

Library: FANP

Sample Matrix: SOIL
Prep SOP: PAI 739 Rev 8
Date Collected: 11-Aug-04
Date Prepared: 08-Sep-04
Date Analyzed: 20-Sep-04

Prep Batch: GS040908-6
QCBatchID: GS040908-6-1
Run ID: GS040908-6A
Count Time: 30 minutes
Report Basis: Dry Weight

Final Aliquot: 322 g
Prep Basis: Dry Weight
Moisture(%): NA
Result Units: pCi/g
File Name: 041557D03A

CASNO	Target Nuclide	Result +/- 2 s TPU	MDC	Lab Qualifier
10045-97-3	Cs-137	0.008 +/- 0.046	0.080	U,G
14683-23-9	Eu-152	-0.05 +/- 0.21	0.40	U,G
15585-10-1	Eu-154	0.01 +/- 0.22	0.40	U,G
14391-16-3	Eu-155	0.01 +/- 0.17	0.29	U,G
14596-12-4	Fe-59	-0.06 +/- 0.13	0.26	U,G
10043-66-0	I-131	-0.3 +/- 1.3	2.3	U,G
13966-00-2	K-40	7.1 +/- 1.4	0.9	G
13966-31-9	Mn-54	0.043 +/- 0.045	0.073	U,G
13966-32-0	Na-22	0.019 +/- 0.046	0.080	U,G
14681-63-1	Nb-94	0.036 +/- 0.047	0.077	U,G
13967-76-5	Nb-95	0.044 +/- 0.063	0.105	U,G
15100-28-4	Pa-234m	-6.6 +/- 7.1	14.2	U,G
15092-94-1	Pb-212	0.80 +/- 0.16	0.15	G
15067-28-4	Pb-214	0.37 +/- 0.11	0.16	G,J
13967-48-1	Ru-106	0.50 +/- 0.48	0.76	U,G

Comments:

Qualifiers/Flags:

U - Result is less than the sample specific MDC or less than the associated TPU

Y1 - Chemical Yield is in control at 100-110%. Quantitative Yield is assumed.

Y2 - Chemical Yield outside default limits.

LT - Result is less than Requested MDC, greater than sample specific MDC.

M3 - The requested MDC was not met, but the reported activity is greater than the reported MDC.

M - The requested MDC was not met.

SQ - Spectral quality prevents accurate quantitation.

SI - Nuclide identification and/or quantitation is tentative.

TI - Nuclide identification is tentative.

R - Nuclide has exceeded 8 halflives.

G - Sample density differs by more than 15% of LCS density.

Abbreviations:

TPU - Total Propagated Uncertainty (see PAI SOP 743)

MDC - Minimum Detectable Concentration (see PAI SOP 709)

BDL - Below Detection Limit

Data Package ID: *GSS0408169-1*

Gamma Spectroscopy Results

PAI 713 Rev 8

Sample Results

Lab Name: Paragon Analytics
Work Order Number: 0408169
Client Name: New World Technologies
ClientProject ID: Ravenna GA00563

Field ID: SU3-H2
Lab ID: 0408169-12

Library: FANP

Sample Matrix: SOIL
Prep SOP: PAI 739 Rev 8
Date Collected: 11-Aug-04
Date Prepared: 08-Sep-04
Date Analyzed: 20-Sep-04

Prep Batch: GS040908-6
QCBatchID: GS040908-6-1
Run ID: GS040908-6A
Count Time: 30 minutes
Report Basis: Dry Weight

Final Aliquot: 322 g
Prep Basis: Dry Weight
Moisture(%): NA
Result Units: pCi/g
File Name: 041557D03A

CASNO	Target Nuclide	Result +/- 2 s TPU	MDC	Lab Qualifier
14683-10-4	Sb-124	0.073 +/- 0.083	0.135	U,G
14234-35-6	Sb-125	0.09 +/- 0.10	0.16	U,G
13967-63-0	Sc-46	0.001 +/- 0.056	0.102	U,G
15623-47-9	Th-227	-0.19 +/- 0.48	0.83	U,G
15065-10-8	Th-234	0.66 +/- 0.85	1.39	U,G
14913-50-9	Tl-208	0.247 +/- 0.074	0.087	G
15117-96-1	U-235	-0.04 +/- 0.27	0.47	U,G
13982-39-3	Zn-65	-0.14 +/- 0.12	0.23	U,G

Comments:

Qualifiers/Flags:

U - Result is less than the sample specific MDC or less than the associated TPU

Y1 - Chemical Yield is in control at 100-110%. Quantitative Yield is assumed.

Y2 - Chemical Yield outside default limits.

LT - Result is less than Requested MDC, greater than sample specific MDC.

M3 - The requested MDC was not met, but the reported activity is greater than the reported MDC.

M - The requested MDC was not met.

SQ - Spectral quality prevents accurate quantitation.

SI - Nuclide identification and/or quantitation is tentative.

TI - Nuclide identification is tentative.

R - Nuclide has exceeded 8 halflives.

G - Sample density differs by more than 15% of LCS density.

Abbreviations:

TPU - Total Propagated Uncertainty (see PAI SOP 743)

MDC - Minimum Detectable Concentration (see PAI SOP 709)

BDL - Below Detection Limit

Data Package ID: *GSS0408169-1*

Gamma Spectroscopy Results

PAI 713 Rev 8

Sample Results

Lab Name: Paragon Analytics
Work Order Number: 0408169
Client Name: New World Technologies
ClientProject ID: Ravenna GA00563

Field ID: SU3-C0
Lab ID: 0408169-13

Library: FANP

Sample Matrix: SOIL
Prep SOP: PAI 739 Rev 8
Date Collected: 11-Aug-04
Date Prepared: 08-Sep-04
Date Analyzed: 20-Sep-04

Prep Batch: GS040908-6
QCBatchID: GS040908-6-1
Run ID: GS040908-6A
Count Time: 30 minutes
Report Basis: Dry Weight

Final Aliquot: 327 g
Prep Basis: Dry Weight
Moisture(%): NA
Result Units: pCi/g
File Name: 041815D04A

CASNO	Target Nuclide	Result +/- 2 s TPU	MDC	Lab Qualifier
14331-83-0	Ac-228	0.61 +/- 0.33	0.43	LT,G,TI
14391-76-5	Ag-110m	-0.012 +/- 0.069	0.132	U,G
14682-66-7	Al-26	0.050 +/- 0.045	0.027	G,TI
14596-10-2	Am-241	0.29 +/- 0.33	0.54	U,G
13966-02-4	Be-7	-0.23 +/- 0.74	1.43	U,G
14913-49-6	Bi-212	1.55 +/- 0.94	1.22	G,TI
14733-03-0	Bi-214	0.71 +/- 0.23	0.25	G,J
13982-30-4	Ce-139	0 +/- 0.038	0.070	U,G
14762-78-8	Ce-144	0.03 +/- 0.25	0.46	U,G
14093-03-9	Co-56	0.21 +/- 0.19	0.29	U,G
13981-50-5	Co-57	0.031 +/- 0.037	0.060	U,G
13981-38-9	Co-58	0.056 +/- 0.073	0.120	U,G
10198-40-0	Co-60	-0.016 +/- 0.058	0.124	U,G
14392-02-0	Cr-51	-0.64 +/- 0.75	1.61	U,G
13967-70-9	Cs-134	0.005 +/- 0.070	0.126	U,G

Comments:

Qualifiers/Flags:

U - Result is less than the sample specific MDC or less than the associated TPU

Y1 - Chemical Yield is in control at 100-110%. Quantitative Yield is assumed.

Y2 - Chemical Yield outside default limits.

LT - Result is less than Requested MDC, greater than sample specific MDC.

M3 - The requested MDC was not met, but the reported activity is greater than the reported MDC.

M - The requested MDC was not met.

SQ - Spectral quality prevents accurate quantitation.

SI - Nuclide identification and/or quantitation is tentative.

TI - Nuclide identification is tentative.

R - Nuclide has exceeded 8 halflives.

G - Sample density differs by more than 15% of LCS density.

Abbreviations:

TPU - Total Propagated Uncertainty (see PAI SOP 743)

MDC - Minimum Detectable Concentration (see PAI SOP 709)

BDL - Below Detection Limit

Data Package ID: *GSS0408169-1*

Gamma Spectroscopy Results

PAI 713 Rev 8

Sample Results

Lab Name: Paragon Analytics
Work Order Number: 0408169
Client Name: New World Technologies
ClientProject ID: Ravenna GA00563

Field ID: SU3-C0
Lab ID: 0408169-13

Library: FANP

Sample Matrix: SOIL
Prep SOP: PAI 739 Rev 8
Date Collected: 11-Aug-04
Date Prepared: 08-Sep-04
Date Analyzed: 20-Sep-04

Prep Batch: GS040908-6
QCBatchID: GS040908-6-1
Run ID: GS040908-6A
Count Time: 30 minutes
Report Basis: Dry Weight

Final Aliquot: 327 g
Prep Basis: Dry Weight
Moisture(%): NA
Result Units: pCi/g
File Name: 041815D04A

CASNO	Target Nuclide	Result +/- 2 s TPU	MDC	Lab Qualifier
10045-97-3	Cs-137	0.082 +/- 0.076	0.118	U,G
14683-23-9	Eu-152	-0.07 +/- 0.26	0.57	U,G
15585-10-1	Eu-154	-0.08 +/- 0.24	0.53	U,G
14391-16-3	Eu-155	-0.02 +/- 0.16	0.28	U,G
14596-12-4	Fe-59	-0.02 +/- 0.21	0.42	U,G
10043-66-0	I-131	1.4 +/- 1.6	2.6	U,G
13966-00-2	K-40	4.3 +/- 1.5	1.5	G
13966-31-9	Mn-54	0.078 +/- 0.061	0.085	U,G
13966-32-0	Na-22	0.001 +/- 0.075	0.144	U,G
14681-63-1	Nb-94	0.007 +/- 0.049	0.092	U,G
13967-76-5	Nb-95	0.047 +/- 0.090	0.154	U,G
15100-28-4	Pa-234m	1.5 +/- 6.8	13.3	U,G
15092-94-1	Pb-212	0.51 +/- 0.15	0.17	G
15067-28-4	Pb-214	0.71 +/- 0.18	0.25	G,J
13967-48-1	Ru-106	-0.25 +/- 0.59	1.17	U,G

Comments:

Qualifiers/Flags:

U - Result is less than the sample specific MDC or less than the associated TPU

Y1 - Chemical Yield is in control at 100-110%. Quantitative Yield is assumed.

Y2 - Chemical Yield outside default limits.

LT - Result is less than Requested MDC, greater than sample specific MDC.

M3 - The requested MDC was not met, but the reported activity is greater than the reported MDC.

M - The requested MDC was not met.

SQ - Spectral quality prevents accurate quantitation.

SI - Nuclide identification and/or quantitation is tentative.

TI - Nuclide identification is tentative.

R - Nuclide has exceeded 8 halflives.

G - Sample density differs by more than 15% of LCS density.

Abbreviations:

TPU - Total Propagated Uncertainty (see PAI SOP 743)

MDC - Minimum Detectable Concentration (see PAI SOP 709)

BDL - Below Detection Limit

Data Package ID: *GSS0408169-1*

Gamma Spectroscopy Results

PAI 713 Rev 8

Sample Results

Lab Name: Paragon Analytics
Work Order Number: 0408169
Client Name: New World Technologies
ClientProject ID: Ravenna GA00563

Field ID: SU3-C0
Lab ID: 0408169-13

Library: FANP

Sample Matrix: SOIL
Prep SOP: PAI 739 Rev 8
Date Collected: 11-Aug-04
Date Prepared: 08-Sep-04
Date Analyzed: 20-Sep-04

Prep Batch: GS040908-6
QCBatchID: GS040908-6-1
Run ID: GS040908-6A
Count Time: 30 minutes
Report Basis: Dry Weight

Final Aliquot: 327 g
Prep Basis: Dry Weight
Moisture(%): NA
Result Units: pCi/g
File Name: 041815D04A

CASNO	Target Nuclide	Result +/- 2 s TPU	MDC	Lab Qualifier
14683-10-4	Sb-124	-0.04 +/- 0.10	0.20	U,G
14234-35-6	Sb-125	-0.04 +/- 0.12	0.24	U,G
13967-63-0	Sc-46	-0.013 +/- 0.095	0.182	U,G
15623-47-9	Th-227	0.15 +/- 0.35	0.56	U,G
15065-10-8	Th-234	0.04 +/- 0.87	1.53	U,G
14913-50-9	Tl-208	0.164 +/- 0.094	0.134	G
15117-96-1	U-235	0.06 +/- 0.24	0.43	U,G
13982-39-3	Zn-65	-0.12 +/- 0.17	0.36	U,G

Comments:

Qualifiers/Flags:

U - Result is less than the sample specific MDC or less than the associated TPU

Y1 - Chemical Yield is in control at 100-110%. Quantitative Yield is assumed.

Y2 - Chemical Yield outside default limits.

LT - Result is less than Requested MDC, greater than sample specific MDC.

M3 - The requested MDC was not met, but the reported activity is greater than the reported MDC.

M - The requested MDC was not met.

SQ - Spectral quality prevents accurate quantitation.

SI - Nuclide identification and/or quantitation is tentative.

TI - Nuclide identification is tentative.

R - Nuclide has exceeded 8 halflives.

G - Sample density differs by more than 15% of LCS density.

Abbreviations:

TPU - Total Propagated Uncertainty (see PAI SOP 743)

MDC - Minimum Detectable Concentration (see PAI SOP 709)

BDL - Below Detection Limit

Data Package ID: *GSS0408169-1*

Gamma Spectroscopy Results

PAI 713 Rev 8

Sample Results

Lab Name: Paragon Analytics
Work Order Number: 0408169
Client Name: New World Technologies
ClientProject ID: Ravenna GA00563

Field ID: SU3-I0
Lab ID: 0408169-14

Library: FANP

Sample Matrix: SOIL
Prep SOP: PAI 739 Rev 8
Date Collected: 11-Aug-04
Date Prepared: 08-Sep-04
Date Analyzed: 20-Sep-04

Prep Batch: GS040908-6
QCBatchID: GS040908-6-1
Run ID: GS040908-6A
Count Time: 30 minutes
Report Basis: Dry Weight

Final Aliquot: 321 g
Prep Basis: Dry Weight
Moisture(%): NA
Result Units: pCi/g
File Name: 040438D05A

CASNO	Target Nuclide	Result +/- 2 s TPU	MDC	Lab Qualifier
14331-83-0	Ac-228	1.07 +/- 0.32	0.46	G
14391-76-5	Ag-110m	-0.006 +/- 0.068	0.130	U,G
14682-66-7	Al-26	0.042 +/- 0.071	0.122	U,G
14596-10-2	Am-241	0.11 +/- 0.60	1.05	U,G
13966-02-4	Be-7	0.10 +/- 0.86	1.57	U,G
14913-49-6	Bi-212	0.1 +/- 1.3	2.3	U,G
14733-03-0	Bi-214	0.65 +/- 0.25	0.31	G,J
13982-30-4	Ce-139	-0.057 +/- 0.067	0.126	U,G
14762-78-8	Ce-144	-0.34 +/- 0.38	0.73	U,G
14093-03-9	Co-56	0.03 +/- 0.16	0.29	U,G
13981-50-5	Co-57	-0.010 +/- 0.048	0.088	U,G
13981-38-9	Co-58	0.051 +/- 0.097	0.166	U,G
10198-40-0	Co-60	0.013 +/- 0.072	0.137	U,G
14392-02-0	Cr-51	-0.1 +/- 1.2	2.2	U,G
13967-70-9	Cs-134	0.005 +/- 0.097	0.170	U,G

Comments:

Qualifiers/Flags:

U - Result is less than the sample specific MDC or less than the associated TPU

Y1 - Chemical Yield is in control at 100-110%. Quantitative Yield is assumed.

Y2 - Chemical Yield outside default limits.

LT - Result is less than Requested MDC, greater than sample specific MDC.

M3 - The requested MDC was not met, but the reported activity is greater than the reported MDC.

M - The requested MDC was not met.

SQ - Spectral quality prevents accurate quantitation.

SI - Nuclide identification and/or quantitation is tentative.

TI - Nuclide identification is tentative.

R - Nuclide has exceeded 8 halflives.

G - Sample density differs by more than 15% of LCS density.

Abbreviations:

TPU - Total Propagated Uncertainty (see PAI SOP 743)

MDC - Minimum Detectable Concentration (see PAI SOP 709)

BDL - Below Detection Limit

Data Package ID: *GSS0408169-1*

Gamma Spectroscopy Results

PAI 713 Rev 8

Sample Results

Lab Name: Paragon Analytics
Work Order Number: 0408169
Client Name: New World Technologies
ClientProject ID: Ravenna GA00563

Field ID: SU3-I0
Lab ID: 0408169-14

Library: FANP

Sample Matrix: SOIL
Prep SOP: PAI 739 Rev 8
Date Collected: 11-Aug-04
Date Prepared: 08-Sep-04
Date Analyzed: 20-Sep-04

Prep Batch: GS040908-6
QCBatchID: GS040908-6-1
Run ID: GS040908-6A
Count Time: 30 minutes
Report Basis: Dry Weight

Final Aliquot: 321 g
Prep Basis: Dry Weight
Moisture(%): NA
Result Units: pCi/g
File Name: 040438D05A

CASNO	Target Nuclide	Result +/- 2 s TPU	MDC	Lab Qualifier
10045-97-3	Cs-137	0.124 +/- 0.075	0.101	G
14683-23-9	Eu-152	0.25 +/- 0.35	0.57	U,G
15585-10-1	Eu-154	0 +/- 0.37	0.71	U,G
14391-16-3	Eu-155	0 +/- 0.24	0.43	U,G
14596-12-4	Fe-59	0.03 +/- 0.22	0.41	U,G
10043-66-0	I-131	-0.2 +/- 2.0	3.7	U,G
13966-00-2	K-40	4.6 +/- 1.6	1.8	G
13966-31-9	Mn-54	0.079 +/- 0.072	0.109	U,G
13966-32-0	Na-22	0.014 +/- 0.078	0.145	U,G
14681-63-1	Nb-94	-0.032 +/- 0.064	0.128	U,G
13967-76-5	Nb-95	-0.06 +/- 0.11	0.22	U,G
15100-28-4	Pa-234m	1 +/- 11	22	U,G
15092-94-1	Pb-212	1.00 +/- 0.23	0.23	G
15067-28-4	Pb-214	0.61 +/- 0.18	0.24	G,J
13967-48-1	Ru-106	0.74 +/- 0.75	1.18	U,G

Comments:

Qualifiers/Flags:

U - Result is less than the sample specific MDC or less than the associated TPU

Y1 - Chemical Yield is in control at 100-110%. Quantitative Yield is assumed.

Y2 - Chemical Yield outside default limits.

LT - Result is less than Requested MDC, greater than sample specific MDC.

M3 - The requested MDC was not met, but the reported activity is greater than the reported MDC.

M - The requested MDC was not met.

SQ - Spectral quality prevents accurate quantitation.

SI - Nuclide identification and/or quantitation is tentative.

TI - Nuclide identification is tentative.

R - Nuclide has exceeded 8 halflives.

G - Sample density differs by more than 15% of LCS density.

Abbreviations:

TPU - Total Propagated Uncertainty (see PAI SOP 743)

MDC - Minimum Detectable Concentration (see PAI SOP 709)

BDL - Below Detection Limit

Data Package ID: *GSS0408169-1*

Gamma Spectroscopy Results

PAI 713 Rev 8

Sample Results

Lab Name: Paragon Analytics
Work Order Number: 0408169
Client Name: New World Technologies
ClientProject ID: Ravenna GA00563

Field ID: SU3-I0
Lab ID: 0408169-14

Library: FANP

Sample Matrix: SOIL
Prep SOP: PAI 739 Rev 8
Date Collected: 11-Aug-04
Date Prepared: 08-Sep-04
Date Analyzed: 20-Sep-04

Prep Batch: GS040908-6
QCBatchID: GS040908-6-1
Run ID: GS040908-6A
Count Time: 30 minutes
Report Basis: Dry Weight

Final Aliquot: 321 g
Prep Basis: Dry Weight
Moisture(%): NA
Result Units: pCi/g
File Name: 040438D05A

CASNO	Target Nuclide	Result +/- 2 s TPU	MDC	Lab Qualifier
14683-10-4	Sb-124	0 +/- 0.11	0.20	U,G
14234-35-6	Sb-125	0.12 +/- 0.18	0.31	U,G
13967-63-0	Sc-46	0.017 +/- 0.081	0.150	U,G
15623-47-9	Th-227	-0.16 +/- 0.66	1.16	U,G
15065-10-8	Th-234	0.8 +/- 1.4	2.3	U,G
14913-50-9	Tl-208	0.32 +/- 0.12	0.14	G
15117-96-1	U-235	-0.05 +/- 0.37	0.66	U,G
13982-39-3	Zn-65	-0.22 +/- 0.23	0.47	U,G

Comments:

Qualifiers/Flags:

U - Result is less than the sample specific MDC or less than the associated TPU

Y1 - Chemical Yield is in control at 100-110%. Quantitative Yield is assumed.

Y2 - Chemical Yield outside default limits.

LT - Result is less than Requested MDC, greater than sample specific MDC.

M3 - The requested MDC was not met, but the reported activity is greater than the reported MDC.

M - The requested MDC was not met.

SQ - Spectral quality prevents accurate quantitation.

SI - Nuclide identification and/or quantitation is tentative.

TI - Nuclide identification is tentative.

R - Nuclide has exceeded 8 halflives.

G - Sample density differs by more than 15% of LCS density.

Abbreviations:

TPU - Total Propagated Uncertainty (see PAI SOP 743)

MDC - Minimum Detectable Concentration (see PAI SOP 709)

BDL - Below Detection Limit

Data Package ID: *GSS0408169-1*

Gamma Spectroscopy Results

PAI 713 Rev 8

Sample Results

Lab Name: Paragon Analytics
Work Order Number: 0408169
Client Name: New World Technologies
ClientProject ID: Ravenna GA00563

Field ID: SU3-G2
Lab ID: 0408169-15

Library: FANP

Sample Matrix: SOIL
Prep SOP: PAI 739 Rev 8
Date Collected: 11-Aug-04
Date Prepared: 08-Sep-04
Date Analyzed: 20-Sep-04

Prep Batch: GS040908-6
QCBatchID: GS040908-6-1
Run ID: GS040908-6A
Count Time: 30 minutes
Report Basis: Dry Weight

Final Aliquot: 344 g
Prep Basis: Dry Weight
Moisture(%): NA
Result Units: pCi/g
File Name: 041631D07A

CASNO	Target Nuclide	Result +/- 2 s TPU	MDC	Lab Qualifier
14331-83-0	Ac-228	0.73 +/- 0.33	0.47	LT,G
14391-76-5	Ag-110m	0.007 +/- 0.063	0.120	U,G
14682-66-7	Al-26	-0.038 +/- 0.077	0.186	U,G
14596-10-2	Am-241	0.11 +/- 0.13	0.21	U,G
13966-02-4	Be-7	0.70 +/- 0.93	1.53	U,G
14913-49-6	Bi-212	1.8 +/- 1.2	1.6	G,TI
14733-03-0	Bi-214	0.66 +/- 0.24	0.28	G,J
13982-30-4	Ce-139	-0.033 +/- 0.053	0.102	U,G
14762-78-8	Ce-144	-0.14 +/- 0.33	0.62	U,G
14093-03-9	Co-56	0.04 +/- 0.23	0.42	U,G
13981-50-5	Co-57	0.013 +/- 0.042	0.073	U,G
13981-38-9	Co-58	0.032 +/- 0.097	0.175	U,G
10198-40-0	Co-60	0 +/- 0.076	0.154	U,G
14392-02-0	Cr-51	0.7 +/- 1.3	2.2	U,G
13967-70-9	Cs-134	-0.068 +/- 0.078	0.158	U,G

Comments:

Qualifiers/Flags:

U - Result is less than the sample specific MDC or less than the associated TPU

Y1 - Chemical Yield is in control at 100-110%. Quantitative Yield is assumed.

Y2 - Chemical Yield outside default limits.

LT - Result is less than Requested MDC, greater than sample specific MDC.

M3 - The requested MDC was not met, but the reported activity is greater than the reported MDC.

M - The requested MDC was not met.

SQ - Spectral quality prevents accurate quantitation.

SI - Nuclide identification and/or quantitation is tentative.

TI - Nuclide identification is tentative.

R - Nuclide has exceeded 8 halflives.

G - Sample density differs by more than 15% of LCS density.

Abbreviations:

TPU - Total Propagated Uncertainty (see PAI SOP 743)

MDC - Minimum Detectable Concentration (see PAI SOP 709)

BDL - Below Detection Limit

Data Package ID: *GSS0408169-1*

Gamma Spectroscopy Results

PAI 713 Rev 8

Sample Results

Lab Name: Paragon Analytics
Work Order Number: 0408169
Client Name: New World Technologies
ClientProject ID: Ravenna GA00563

Field ID: SU3-G2
Lab ID: 0408169-15

Library: FANP

Sample Matrix: SOIL
Prep SOP: PAI 739 Rev 8
Date Collected: 11-Aug-04
Date Prepared: 08-Sep-04
Date Analyzed: 20-Sep-04

Prep Batch: GS040908-6
QCBatchID: GS040908-6-1
Run ID: GS040908-6A
Count Time: 30 minutes
Report Basis: Dry Weight

Final Aliquot: 344 g
Prep Basis: Dry Weight
Moisture(%): NA
Result Units: pCi/g
File Name: 041631D07A

CASNO	Target Nuclide	Result +/- 2 s TPU	MDC	Lab Qualifier
10045-97-3	Cs-137	-0.049 +/- 0.079	0.162	U,G
14683-23-9	Eu-152	-0.05 +/- 0.32	0.71	U,G
15585-10-1	Eu-154	0.09 +/- 0.40	0.74	U,G
14391-16-3	Eu-155	0.12 +/- 0.15	0.24	U,G
14596-12-4	Fe-59	-0.01 +/- 0.20	0.41	U,G
10043-66-0	I-131	-0.9 +/- 1.9	3.7	U,G
13966-00-2	K-40	9.0 +/- 2.3	1.4	G
13966-31-9	Mn-54	0.041 +/- 0.082	0.142	U,G
13966-32-0	Na-22	0.032 +/- 0.077	0.140	U,G
14681-63-1	Nb-94	-0.003 +/- 0.086	0.159	U,G
13967-76-5	Nb-95	-0.07 +/- 0.10	0.21	U,G
15100-28-4	Pa-234m	4.2 +/- 9.4	17.0	U,G
15092-94-1	Pb-212	1.03 +/- 0.24	0.23	G
15067-28-4	Pb-214	0.70 +/- 0.19	0.23	G,J
13967-48-1	Ru-106	-0.48 +/- 0.64	1.36	U,G

Comments:

Qualifiers/Flags:

U - Result is less than the sample specific MDC or less than the associated TPU

Y1 - Chemical Yield is in control at 100-110%. Quantitative Yield is assumed.

Y2 - Chemical Yield outside default limits.

LT - Result is less than Requested MDC, greater than sample specific MDC.

M3 - The requested MDC was not met, but the reported activity is greater than the reported MDC.

M - The requested MDC was not met.

SQ - Spectral quality prevents accurate quantitation.

SI - Nuclide identification and/or quantitation is tentative.

TI - Nuclide identification is tentative.

R - Nuclide has exceeded 8 halflives.

G - Sample density differs by more than 15% of LCS density.

Abbreviations:

TPU - Total Propagated Uncertainty (see PAI SOP 743)

MDC - Minimum Detectable Concentration (see PAI SOP 709)

BDL - Below Detection Limit

Data Package ID: *GSS0408169-1*

Gamma Spectroscopy Results

PAI 713 Rev 8

Sample Results

Lab Name: Paragon Analytics
Work Order Number: 0408169
Client Name: New World Technologies
ClientProject ID: Ravenna GA00563

Field ID: SU3-G2
Lab ID: 0408169-15

Library: FANP

Sample Matrix: SOIL
Prep SOP: PAI 739 Rev 8
Date Collected: 11-Aug-04
Date Prepared: 08-Sep-04
Date Analyzed: 20-Sep-04

Prep Batch: GS040908-6
QCBatchID: GS040908-6-1
Run ID: GS040908-6A
Count Time: 30 minutes
Report Basis: Dry Weight

Final Aliquot: 344 g
Prep Basis: Dry Weight
Moisture(%): NA
Result Units: pCi/g
File Name: 041631D07A

CASNO	Target Nuclide	Result +/- 2 s TPU	MDC	Lab Qualifier
14683-10-4	Sb-124	0.03 +/- 0.12	0.21	U,G
14234-35-6	Sb-125	0.01 +/- 0.17	0.31	U,G
13967-63-0	Sc-46	-0.03 +/- 0.10	0.21	U,G
15623-47-9	Th-227	0.02 +/- 0.36	0.64	U,G
15065-10-8	Th-234	0.49 +/- 0.77	1.29	U,G
14913-50-9	Tl-208	0.41 +/- 0.12	0.11	G
15117-96-1	U-235	0.05 +/- 0.33	0.58	U,G
13982-39-3	Zn-65	-0.22 +/- 0.24	0.50	U,G

Comments:

Qualifiers/Flags:

U - Result is less than the sample specific MDC or less than the associated TPU
Y1 - Chemical Yield is in control at 100-110%. Quantitative Yield is assumed.
Y2 - Chemical Yield outside default limits.
LT - Result is less than Requested MDC, greater than sample specific MDC.
M3 - The requested MDC was not met, but the reported activity is greater than the reported MDC.
M - The requested MDC was not met.
SQ - Spectral quality prevents accurate quantitation.
SI - Nuclide identification and/or quantitation is tentative.
TI - Nuclide identification is tentative.
R - Nuclide has exceeded 8 halflives.
G - Sample density differs by more than 15% of LCS density.

Abbreviations:

TPU - Total Propagated Uncertainty (see PAI SOP 743)
MDC - Minimum Detectable Concentration (see PAI SOP 709)
BDL - Below Detection Limit

Data Package ID: *GSS0408169-1*

Gamma Spectroscopy Results

PAI 713 Rev 8

Sample Results

Lab Name: Paragon Analytics
Work Order Number: 0408169
Client Name: New World Technologies
ClientProject ID: Ravenna GA00563

Field ID: SU3-G3
Lab ID: 0408169-16

Library: FANP

Sample Matrix: SOIL
Prep SOP: PAI 739 Rev 8
Date Collected: 11-Aug-04
Date Prepared: 08-Sep-04
Date Analyzed: 20-Sep-04

Prep Batch: GS040908-6
QCBatchID: GS040908-6-1
Run ID: GS040908-6A
Count Time: 30 minutes
Report Basis: Dry Weight

Final Aliquot: 298 g
Prep Basis: Dry Weight
Moisture(%): NA
Result Units: pCi/g
File Name: 040384D09A

CASNO	Target Nuclide	Result +/- 2 s TPU	MDC	Lab Qualifier
14331-83-0	Ac-228	0.43 +/- 0.32	0.47	U,G
14391-76-5	Ag-110m	0 +/- 0.070	0.130	U,G
14682-66-7	Al-26	-0.024 +/- 0.060	0.140	U,G
14596-10-2	Am-241	-0.6 +/- 1.4	2.6	U,G
13966-02-4	Be-7	-0.25 +/- 0.74	1.43	U,G
14913-49-6	Bi-212	0.75 +/- 0.95	1.54	U,G
14733-03-0	Bi-214	0.45 +/- 0.21	0.28	G,J
13982-30-4	Ce-139	0.016 +/- 0.065	0.112	U,G
14762-78-8	Ce-144	0.08 +/- 0.33	0.57	U,G
14093-03-9	Co-56	0.06 +/- 0.16	0.29	U,G
13981-50-5	Co-57	0.039 +/- 0.051	0.084	U,G
13981-38-9	Co-58	-0.017 +/- 0.077	0.154	U,G
10198-40-0	Co-60	-0.011 +/- 0.073	0.148	U,G
14392-02-0	Cr-51	0.9 +/- 1.1	1.9	U,G
13967-70-9	Cs-134	-0.004 +/- 0.091	0.163	U,G

Comments:

Qualifiers/Flags:

U - Result is less than the sample specific MDC or less than the associated TPU

Y1 - Chemical Yield is in control at 100-110%. Quantitative Yield is assumed.

Y2 - Chemical Yield outside default limits.

LT - Result is less than Requested MDC, greater than sample specific MDC.

M3 - The requested MDC was not met, but the reported activity is greater than the reported MDC.

M - The requested MDC was not met.

SQ - Spectral quality prevents accurate quantitation.

SI - Nuclide identification and/or quantitation is tentative.

TI - Nuclide identification is tentative.

R - Nuclide has exceeded 8 halflives.

G - Sample density differs by more than 15% of LCS density.

Abbreviations:

TPU - Total Propagated Uncertainty (see PAI SOP 743)

MDC - Minimum Detectable Concentration (see PAI SOP 709)

BDL - Below Detection Limit

Data Package ID: *GSS0408169-1*

Gamma Spectroscopy Results

PAI 713 Rev 8

Sample Results

Lab Name: Paragon Analytics
Work Order Number: 0408169
Client Name: New World Technologies
ClientProject ID: Ravenna GA00563

Field ID: SU3-G3
Lab ID: 0408169-16

Library: FANP

Sample Matrix: SOIL
Prep SOP: PAI 739 Rev 8
Date Collected: 11-Aug-04
Date Prepared: 08-Sep-04
Date Analyzed: 20-Sep-04

Prep Batch: GS040908-6
QCBatchID: GS040908-6-1
Run ID: GS040908-6A
Count Time: 30 minutes
Report Basis: Dry Weight

Final Aliquot: 298 g
Prep Basis: Dry Weight
Moisture(%): NA
Result Units: pCi/g
File Name: 040384D09A

CASNO	Target Nuclide	Result +/- 2 s TPU	MDC	Lab Qualifier
10045-97-3	Cs-137	0 +/- 0.063	0.118	U,G
14683-23-9	Eu-152	0.04 +/- 0.29	0.57	U,G
15585-10-1	Eu-154	-0.15 +/- 0.40	0.80	U,G
14391-16-3	Eu-155	-0.08 +/- 0.25	0.45	U,G
14596-12-4	Fe-59	0.09 +/- 0.25	0.44	U,G
10043-66-0	I-131	-2.0 +/- 1.7	3.5	U,G
13966-00-2	K-40	5.0 +/- 1.8	2.2	G
13966-31-9	Mn-54	0.006 +/- 0.057	0.107	U,G
13966-32-0	Na-22	-0.026 +/- 0.063	0.137	U,G
14681-63-1	Nb-94	-0.063 +/- 0.069	0.140	U,G
13967-76-5	Nb-95	0.005 +/- 0.090	0.168	U,G
15100-28-4	Pa-234m	3 +/- 11	19	U,G
15092-94-1	Pb-212	0.39 +/- 0.17	0.22	G
15067-28-4	Pb-214	0.28 +/- 0.16	0.22	G,J
13967-48-1	Ru-106	-0.09 +/- 0.63	1.19	U,G

Comments:

Qualifiers/Flags:

U - Result is less than the sample specific MDC or less than the associated TPU

Y1 - Chemical Yield is in control at 100-110%. Quantitative Yield is assumed.

Y2 - Chemical Yield outside default limits.

LT - Result is less than Requested MDC, greater than sample specific MDC.

M3 - The requested MDC was not met, but the reported activity is greater than the reported MDC.

M - The requested MDC was not met.

SQ - Spectral quality prevents accurate quantitation.

SI - Nuclide identification and/or quantitation is tentative.

TI - Nuclide identification is tentative.

R - Nuclide has exceeded 8 halflives.

G - Sample density differs by more than 15% of LCS density.

Abbreviations:

TPU - Total Propagated Uncertainty (see PAI SOP 743)

MDC - Minimum Detectable Concentration (see PAI SOP 709)

BDL - Below Detection Limit

Data Package ID: *GSS0408169-1*

Gamma Spectroscopy Results

PAI 713 Rev 8

Sample Results

Lab Name: Paragon Analytics
Work Order Number: 0408169
Client Name: New World Technologies
ClientProject ID: Ravenna GA00563

Field ID: SU3-G3
Lab ID: 0408169-16

Library: FANP

Sample Matrix: SOIL
Prep SOP: PAI 739 Rev 8
Date Collected: 11-Aug-04
Date Prepared: 08-Sep-04
Date Analyzed: 20-Sep-04

Prep Batch: GS040908-6
QCBatchID: GS040908-6-1
Run ID: GS040908-6A
Count Time: 30 minutes
Report Basis: Dry Weight

Final Aliquot: 298 g
Prep Basis: Dry Weight
Moisture(%): NA
Result Units: pCi/g
File Name: 040384D09A

CASNO	Target Nuclide	Result +/- 2 s TPU	MDC	Lab Qualifier
14683-10-4	Sb-124	0 +/- 0.10	0.19	U,G
14234-35-6	Sb-125	0 +/- 0.17	0.32	U,G
13967-63-0	Sc-46	0.032 +/- 0.083	0.147	U,G
15623-47-9	Th-227	-0.38 +/- 0.60	1.12	U,G
15065-10-8	Th-234	1.3 +/- 1.5	2.4	U,G
14913-50-9	Tl-208	0.105 +/- 0.066	0.090	G
15117-96-1	U-235	-0.11 +/- 0.32	0.60	U,G
13982-39-3	Zn-65	-0.20 +/- 0.19	0.40	U,G

Comments:

Qualifiers/Flags:

U - Result is less than the sample specific MDC or less than the associated TPU

Y1 - Chemical Yield is in control at 100-110%. Quantitative Yield is assumed.

Y2 - Chemical Yield outside default limits.

LT - Result is less than Requested MDC, greater than sample specific MDC.

M3 - The requested MDC was not met, but the reported activity is greater than the reported MDC.

M - The requested MDC was not met.

SQ - Spectral quality prevents accurate quantitation.

SI - Nuclide identification and/or quantitation is tentative.

TI - Nuclide identification is tentative.

R - Nuclide has exceeded 8 halflives.

G - Sample density differs by more than 15% of LCS density.

Abbreviations:

TPU - Total Propagated Uncertainty (see PAI SOP 743)

MDC - Minimum Detectable Concentration (see PAI SOP 709)

BDL - Below Detection Limit

Data Package ID: *GSS0408169-1*

Gamma Spectroscopy Results

PAI 713 Rev 8

Sample Results

Lab Name: Paragon Analytics
Work Order Number: 0408169
Client Name: New World Technologies
ClientProject ID: Ravenna GA00563

Field ID: SU3-E1
Lab ID: 0408169-17

Library: FANP

Sample Matrix: SOIL
Prep SOP: PAI 739 Rev 8
Date Collected: 11-Aug-04
Date Prepared: 08-Sep-04
Date Analyzed: 20-Sep-04

Prep Batch: GS040908-6
QCBatchID: GS040908-6-1
Run ID: GS040908-6A
Count Time: 30 minutes
Report Basis: Dry Weight

Final Aliquot: 334 g
Prep Basis: Dry Weight
Moisture(%): NA
Result Units: pCi/g
File Name: 042254D01B

CASNO	Target Nuclide	Result +/- 2 s TPU	MDC	Lab Qualifier
14331-83-0	Ac-228	0.17 +/- 0.28	0.48	U,G
14391-76-5	Ag-110m	0.013 +/- 0.067	0.123	U,G
14682-66-7	Al-26	0.004 +/- 0.067	0.143	U,G
14596-10-2	Am-241	-0.10 +/- 0.47	0.88	U,G
13966-02-4	Be-7	0.06 +/- 0.55	1.07	U,G
14913-49-6	Bi-212	0.51 +/- 0.89	1.54	U,G
14733-03-0	Bi-214	0.23 +/- 0.17	0.24	U,G,J
13982-30-4	Ce-139	-0.014 +/- 0.049	0.091	U,G
14762-78-8	Ce-144	0.22 +/- 0.30	0.50	U,G
14093-03-9	Co-56	0.14 +/- 0.15	0.23	U,G
13981-50-5	Co-57	0.025 +/- 0.034	0.055	U,G
13981-38-9	Co-58	-0.011 +/- 0.085	0.170	U,G
10198-40-0	Co-60	-0.044 +/- 0.082	0.180	U,G
14392-02-0	Cr-51	-0.3 +/- 1.1	2.1	U,G
13967-70-9	Cs-134	-0.083 +/- 0.084	0.170	U,G

Comments:

Qualifiers/Flags:

U - Result is less than the sample specific MDC or less than the associated TPU

Y1 - Chemical Yield is in control at 100-110%. Quantitative Yield is assumed.

Y2 - Chemical Yield outside default limits.

LT - Result is less than Requested MDC, greater than sample specific MDC.

M3 - The requested MDC was not met, but the reported activity is greater than the reported MDC.

M - The requested MDC was not met.

SQ - Spectral quality prevents accurate quantitation.

SI - Nuclide identification and/or quantitation is tentative.

TI - Nuclide identification is tentative.

R - Nuclide has exceeded 8 halflives.

G - Sample density differs by more than 15% of LCS density.

Abbreviations:

TPU - Total Propagated Uncertainty (see PAI SOP 743)

MDC - Minimum Detectable Concentration (see PAI SOP 709)

BDL - Below Detection Limit

Data Package ID: *GSS0408169-1*

Gamma Spectroscopy Results

PAI 713 Rev 8

Sample Results

Lab Name: Paragon Analytics
Work Order Number: 0408169
Client Name: New World Technologies
ClientProject ID: Ravenna GA00563

Field ID: SU3-E1
Lab ID: 0408169-17

Library: FANP

Sample Matrix: SOIL
Prep SOP: PAI 739 Rev 8
Date Collected: 11-Aug-04
Date Prepared: 08-Sep-04
Date Analyzed: 20-Sep-04

Prep Batch: GS040908-6
QCBatchID: GS040908-6-1
Run ID: GS040908-6A
Count Time: 30 minutes
Report Basis: Dry Weight

Final Aliquot: 334 g
Prep Basis: Dry Weight
Moisture(%): NA
Result Units: pCi/g
File Name: 042254D01B

CASNO	Target Nuclide	Result +/- 2 s TPU	MDC	Lab Qualifier
10045-97-3	Cs-137	-0.008 +/- 0.068	0.133	U,G
14683-23-9	Eu-152	-0.15 +/- 0.35	0.79	U,G
15585-10-1	Eu-154	0.04 +/- 0.37	0.71	U,G
14391-16-3	Eu-155	0.16 +/- 0.18	0.28	U,G
14596-12-4	Fe-59	0.04 +/- 0.22	0.42	U,G
10043-66-0	I-131	-1.7 +/- 1.7	3.6	U,G
13966-00-2	K-40	5.1 +/- 1.7	1.3	G
13966-31-9	Mn-54	0 +/- 0.063	0.125	U,G
13966-32-0	Na-22	-0.055 +/- 0.084	0.185	U,G
14681-63-1	Nb-94	-0.028 +/- 0.069	0.137	U,G
13967-76-5	Nb-95	-0.018 +/- 0.080	0.165	U,G
15100-28-4	Pa-234m	-5 +/- 10	22	U,G
15092-94-1	Pb-212	0.19 +/- 0.12	0.17	G
15067-28-4	Pb-214	0.24 +/- 0.11	0.16	G,J
13967-48-1	Ru-106	-0.06 +/- 0.61	1.18	U,G

Comments:

Qualifiers/Flags:

U - Result is less than the sample specific MDC or less than the associated TPU

Y1 - Chemical Yield is in control at 100-110%. Quantitative Yield is assumed.

Y2 - Chemical Yield outside default limits.

LT - Result is less than Requested MDC, greater than sample specific MDC.

M3 - The requested MDC was not met, but the reported activity is greater than the reported MDC.

M - The requested MDC was not met.

SQ - Spectral quality prevents accurate quantitation.

SI - Nuclide identification and/or quantitation is tentative.

TI - Nuclide identification is tentative.

R - Nuclide has exceeded 8 halflives.

G - Sample density differs by more than 15% of LCS density.

Abbreviations:

TPU - Total Propagated Uncertainty (see PAI SOP 743)

MDC - Minimum Detectable Concentration (see PAI SOP 709)

BDL - Below Detection Limit

Data Package ID: *GSS0408169-1*

Gamma Spectroscopy Results

PAI 713 Rev 8

Sample Results

Lab Name: Paragon Analytics
Work Order Number: 0408169
Client Name: New World Technologies
ClientProject ID: Ravenna GA00563

Field ID: SU3-E1
Lab ID: 0408169-17

Library: FANP

Sample Matrix: SOIL
Prep SOP: PAI 739 Rev 8
Date Collected: 11-Aug-04
Date Prepared: 08-Sep-04
Date Analyzed: 20-Sep-04

Prep Batch: GS040908-6
QCBatchID: GS040908-6-1
Run ID: GS040908-6A
Count Time: 30 minutes
Report Basis: Dry Weight

Final Aliquot: 334 g
Prep Basis: Dry Weight
Moisture(%): NA
Result Units: pCi/g
File Name: 042254D01B

CASNO	Target Nuclide	Result +/- 2 s TPU	MDC	Lab Qualifier
14683-10-4	Sb-124	0 +/- 0.12	0.22	U,G
14234-35-6	Sb-125	0.06 +/- 0.15	0.27	U,G
13967-63-0	Sc-46	-0.020 +/- 0.070	0.151	U,G
15623-47-9	Th-227	0.04 +/- 0.49	0.85	U,G
15065-10-8	Th-234	0.8 +/- 1.3	2.1	U,G
14913-50-9	Tl-208	0.088 +/- 0.084	0.132	U,G
15117-96-1	U-235	0.08 +/- 0.31	0.54	U,G
13982-39-3	Zn-65	-0.14 +/- 0.20	0.42	U,G

Comments:

Qualifiers/Flags:

U - Result is less than the sample specific MDC or less than the associated TPU

Y1 - Chemical Yield is in control at 100-110%. Quantitative Yield is assumed.

Y2 - Chemical Yield outside default limits.

LT - Result is less than Requested MDC, greater than sample specific MDC.

M3 - The requested MDC was not met, but the reported activity is greater than the reported MDC.

M - The requested MDC was not met.

SQ - Spectral quality prevents accurate quantitation.

SI - Nuclide identification and/or quantitation is tentative.

TI - Nuclide identification is tentative.

R - Nuclide has exceeded 8 halflives.

G - Sample density differs by more than 15% of LCS density.

Abbreviations:

TPU - Total Propagated Uncertainty (see PAI SOP 743)

MDC - Minimum Detectable Concentration (see PAI SOP 709)

BDL - Below Detection Limit

Data Package ID: *GSS0408169-1*

Gamma Spectroscopy Results

PAI 713 Rev 8

Sample Results

Lab Name: Paragon Analytics
Work Order Number: 0408169
Client Name: New World Technologies
ClientProject ID: Ravenna GA00563

Field ID: SU3-C1
Lab ID: 0408169-18

Library: FANP

Sample Matrix: SOIL
Prep SOP: PAI 739 Rev 8
Date Collected: 11-Aug-04
Date Prepared: 08-Sep-04
Date Analyzed: 20-Sep-04

Prep Batch: GS040908-6
QCBatchID: GS040908-6-1
Run ID: GS040908-6A
Count Time: 30 minutes
Report Basis: Dry Weight

Final Aliquot: 331 g
Prep Basis: Dry Weight
Moisture(%): NA
Result Units: pCi/g
File Name: 041611D02A

CASNO	Target Nuclide	Result +/- 2 s TPU	MDC	Lab Qualifier
14331-83-0	Ac-228	0.28 +/- 0.30	0.48	U,G
14391-76-5	Ag-110m	0.022 +/- 0.051	0.090	U,G
14682-66-7	Al-26	-0.039 +/- 0.065	0.150	U,G
14596-10-2	Am-241	-0.08 +/- 0.31	0.61	U,G
13966-02-4	Be-7	-0.37 +/- 0.61	1.27	U,G
14913-49-6	Bi-212	0.20 +/- 0.84	1.52	U,G
14733-03-0	Bi-214	0.30 +/- 0.18	0.25	G,J
13982-30-4	Ce-139	0.014 +/- 0.039	0.068	U,G
14762-78-8	Ce-144	-0.02 +/- 0.21	0.39	U,G
14093-03-9	Co-56	0.11 +/- 0.13	0.19	U,G
13981-50-5	Co-57	0.019 +/- 0.034	0.058	U,G
13981-38-9	Co-58	0.017 +/- 0.069	0.128	U,G
10198-40-0	Co-60	0 +/- 0.058	0.117	U,G
14392-02-0	Cr-51	0.36 +/- 0.76	1.32	U,G
13967-70-9	Cs-134	0.027 +/- 0.084	0.140	U,G

Comments:

Qualifiers/Flags:

U - Result is less than the sample specific MDC or less than the associated TPU

Y1 - Chemical Yield is in control at 100-110%. Quantitative Yield is assumed.

Y2 - Chemical Yield outside default limits.

LT - Result is less than Requested MDC, greater than sample specific MDC.

M3 - The requested MDC was not met, but the reported activity is greater than the reported MDC.

M - The requested MDC was not met.

SQ - Spectral quality prevents accurate quantitation.

SI - Nuclide identification and/or quantitation is tentative.

TI - Nuclide identification is tentative.

R - Nuclide has exceeded 8 halflives.

G - Sample density differs by more than 15% of LCS density.

Abbreviations:

TPU - Total Propagated Uncertainty (see PAI SOP 743)

MDC - Minimum Detectable Concentration (see PAI SOP 709)

BDL - Below Detection Limit

Data Package ID: *GSS0408169-1*

Gamma Spectroscopy Results

PAI 713 Rev 8

Sample Results

Lab Name: Paragon Analytics
Work Order Number: 0408169
Client Name: New World Technologies
ClientProject ID: Ravenna GA00563

Field ID: SU3-C1
Lab ID: 0408169-18

Library: FANP

Sample Matrix: SOIL
Prep SOP: PAI 739 Rev 8
Date Collected: 11-Aug-04
Date Prepared: 08-Sep-04
Date Analyzed: 20-Sep-04

Prep Batch: GS040908-6
QCBatchID: GS040908-6-1
Run ID: GS040908-6A
Count Time: 30 minutes
Report Basis: Dry Weight

Final Aliquot: 331 g
Prep Basis: Dry Weight
Moisture(%): NA
Result Units: pCi/g
File Name: 041611D02A

CASNO	Target Nuclide	Result +/- 2 s TPU	MDC	Lab Qualifier
10045-97-3	Cs-137	-0.022 +/- 0.051	0.105	U,G
14683-23-9	Eu-152	0.08 +/- 0.27	0.50	U,G
15585-10-1	Eu-154	-0.17 +/- 0.21	0.53	U,G
14391-16-3	Eu-155	0.06 +/- 0.14	0.23	U,G
14596-12-4	Fe-59	0.03 +/- 0.17	0.33	U,G
10043-66-0	I-131	-0.4 +/- 1.5	2.9	U,G
13966-00-2	K-40	3.8 +/- 1.3	1.1	G
13966-31-9	Mn-54	-0.023 +/- 0.046	0.101	U,G
13966-32-0	Na-22	-0.008 +/- 0.046	0.101	U,G
14681-63-1	Nb-94	-0.021 +/- 0.046	0.096	U,G
13967-76-5	Nb-95	-0.027 +/- 0.075	0.154	U,G
15100-28-4	Pa-234m	5.3 +/- 7.6	12.7	U,G
15092-94-1	Pb-212	0.42 +/- 0.14	0.16	G
15067-28-4	Pb-214	0.37 +/- 0.13	0.19	G,J
13967-48-1	Ru-106	-0.19 +/- 0.47	0.97	U,G

Comments:

Qualifiers/Flags:

U - Result is less than the sample specific MDC or less than the associated TPU

Y1 - Chemical Yield is in control at 100-110%. Quantitative Yield is assumed.

Y2 - Chemical Yield outside default limits.

LT - Result is less than Requested MDC, greater than sample specific MDC.

M3 - The requested MDC was not met, but the reported activity is greater than the reported MDC.

M - The requested MDC was not met.

SQ - Spectral quality prevents accurate quantitation.

SI - Nuclide identification and/or quantitation is tentative.

TI - Nuclide identification is tentative.

R - Nuclide has exceeded 8 halflives.

G - Sample density differs by more than 15% of LCS density.

Abbreviations:

TPU - Total Propagated Uncertainty (see PAI SOP 743)

MDC - Minimum Detectable Concentration (see PAI SOP 709)

BDL - Below Detection Limit

Data Package ID: *GSS0408169-1*

Gamma Spectroscopy Results

PAI 713 Rev 8

Sample Results

Lab Name: Paragon Analytics
Work Order Number: 0408169
Client Name: New World Technologies
ClientProject ID: Ravenna GA00563

Field ID: SU3-C1
Lab ID: 0408169-18

Library: FANP

Sample Matrix: SOIL
Prep SOP: PAI 739 Rev 8
Date Collected: 11-Aug-04
Date Prepared: 08-Sep-04
Date Analyzed: 20-Sep-04

Prep Batch: GS040908-6
QCBatchID: GS040908-6-1
Run ID: GS040908-6A
Count Time: 30 minutes
Report Basis: Dry Weight

Final Aliquot: 331 g
Prep Basis: Dry Weight
Moisture(%): NA
Result Units: pCi/g
File Name: 041611D02A

CASNO	Target Nuclide	Result +/- 2 s TPU	MDC	Lab Qualifier
14683-10-4	Sb-124	0.041 +/- 0.083	0.143	U,G
14234-35-6	Sb-125	-0.05 +/- 0.13	0.25	U,G
13967-63-0	Sc-46	-0.064 +/- 0.068	0.155	U,G
15623-47-9	Th-227	0.09 +/- 0.26	0.45	U,G
15065-10-8	Th-234	0.50 +/- 0.64	1.05	U,G
14913-50-9	Tl-208	0.130 +/- 0.080	0.112	G
15117-96-1	U-235	-0.07 +/- 0.23	0.43	U,G
13982-39-3	Zn-65	-0.21 +/- 0.16	0.36	U,G

Comments:

Qualifiers/Flags:

U - Result is less than the sample specific MDC or less than the associated TPU

Y1 - Chemical Yield is in control at 100-110%. Quantitative Yield is assumed.

Y2 - Chemical Yield outside default limits.

LT - Result is less than Requested MDC, greater than sample specific MDC.

M3 - The requested MDC was not met, but the reported activity is greater than the reported MDC.

M - The requested MDC was not met.

SQ - Spectral quality prevents accurate quantitation.

SI - Nuclide identification and/or quantitation is tentative.

TI - Nuclide identification is tentative.

R - Nuclide has exceeded 8 halflives.

G - Sample density differs by more than 15% of LCS density.

Abbreviations:

TPU - Total Propagated Uncertainty (see PAI SOP 743)

MDC - Minimum Detectable Concentration (see PAI SOP 709)

BDL - Below Detection Limit

Data Package ID: *GSS0408169-1*

Gamma Spectroscopy Results

PAI 713 Rev 8

Sample Results

Lab Name: Paragon Analytics
Work Order Number: 0408169
Client Name: New World Technologies
ClientProject ID: Ravenna GA00563

Field ID: SU3-B1
Lab ID: 0408169-19

Library: FANP

Sample Matrix: SOIL
Prep SOP: PAI 739 Rev 8
Date Collected: 11-Aug-04
Date Prepared: 08-Sep-04
Date Analyzed: 20-Sep-04

Prep Batch: GS040908-6
QCBatchID: GS040908-6-1
Run ID: GS040908-6A
Count Time: 30 minutes
Report Basis: Dry Weight

Final Aliquot: 328 g
Prep Basis: Dry Weight
Moisture(%): NA
Result Units: pCi/g
File Name: 041558D03A

CASNO	Target Nuclide	Result +/- 2 s TPU	MDC	Lab Qualifier
14331-83-0	Ac-228	0.22 +/- 0.17	0.31	U,G
14391-76-5	Ag-110m	0.025 +/- 0.040	0.067	U,G
14682-66-7	Al-26	0.012 +/- 0.036	0.066	U,G
14596-10-2	Am-241	-0.10 +/- 0.30	0.52	U,G
13966-02-4	Be-7	-0.08 +/- 0.51	0.92	U,G
14913-49-6	Bi-212	0.89 +/- 0.66	1.00	U,G
14733-03-0	Bi-214	0.27 +/- 0.11	0.17	G,J
13982-30-4	Ce-139	-0.016 +/- 0.042	0.075	U,G
14762-78-8	Ce-144	0.14 +/- 0.25	0.42	U,G
14093-03-9	Co-56	0.139 +/- 0.095	0.137	G,TI
13981-50-5	Co-57	-0.027 +/- 0.032	0.059	U,G
13981-38-9	Co-58	-0.070 +/- 0.062	0.121	U,G
10198-40-0	Co-60	0.003 +/- 0.044	0.080	U,G
14392-02-0	Cr-51	-0.08 +/- 0.81	1.44	U,G
13967-70-9	Cs-134	-0.01 +/- 0.29	0.49	U,G

Comments:

Qualifiers/Flags:

U - Result is less than the sample specific MDC or less than the associated TPU

Y1 - Chemical Yield is in control at 100-110%. Quantitative Yield is assumed.

Y2 - Chemical Yield outside default limits.

LT - Result is less than Requested MDC, greater than sample specific MDC.

M3 - The requested MDC was not met, but the reported activity is greater than the reported MDC.

M - The requested MDC was not met.

SQ - Spectral quality prevents accurate quantitation.

SI - Nuclide identification and/or quantitation is tentative.

TI - Nuclide identification is tentative.

R - Nuclide has exceeded 8 halflives.

G - Sample density differs by more than 15% of LCS density.

Abbreviations:

TPU - Total Propagated Uncertainty (see PAI SOP 743)

MDC - Minimum Detectable Concentration (see PAI SOP 709)

BDL - Below Detection Limit

Data Package ID: *GSS0408169-1*

Gamma Spectroscopy Results

PAI 713 Rev 8

Sample Results

Lab Name: Paragon Analytics
Work Order Number: 0408169
Client Name: New World Technologies
ClientProject ID: Ravenna GA00563

Field ID: SU3-B1
Lab ID: 0408169-19

Library: FANP

Sample Matrix: SOIL
Prep SOP: PAI 739 Rev 8
Date Collected: 11-Aug-04
Date Prepared: 08-Sep-04
Date Analyzed: 20-Sep-04

Prep Batch: GS040908-6
QCBatchID: GS040908-6-1
Run ID: GS040908-6A
Count Time: 30 minutes
Report Basis: Dry Weight

Final Aliquot: 328 g
Prep Basis: Dry Weight
Moisture(%): NA
Result Units: pCi/g
File Name: 041558D03A

CASNO	Target Nuclide	Result +/- 2 s TPU	MDC	Lab Qualifier
10045-97-3	Cs-137	0.014 +/- 0.039	0.067	U,G
14683-23-9	Eu-152	-0.16 +/- 0.19	0.39	U,G
15585-10-1	Eu-154	0.05 +/- 0.20	0.36	U,G
14391-16-3	Eu-155	-0.03 +/- 0.15	0.26	U,G
14596-12-4	Fe-59	-0.01 +/- 0.14	0.26	U,G
10043-66-0	I-131	-0.2 +/- 1.2	2.2	U,G
13966-00-2	K-40	5.6 +/- 1.2	1.1	G
13966-31-9	Mn-54	0.017 +/- 0.043	0.074	U,G
13966-32-0	Na-22	-0.002 +/- 0.041	0.076	U,G
14681-63-1	Nb-94	-0.029 +/- 0.046	0.085	U,G
13967-76-5	Nb-95	-0.060 +/- 0.062	0.120	U,G
15100-28-4	Pa-234m	1.8 +/- 6.6	11.7	U,G
15092-94-1	Pb-212	0.32 +/- 0.11	0.14	G
15067-28-4	Pb-214	0.35 +/- 0.10	0.14	G,J
13967-48-1	Ru-106	0.33 +/- 0.44	0.73	U,G

Comments:

Qualifiers/Flags:

U - Result is less than the sample specific MDC or less than the associated TPU

Y1 - Chemical Yield is in control at 100-110%. Quantitative Yield is assumed.

Y2 - Chemical Yield outside default limits.

LT - Result is less than Requested MDC, greater than sample specific MDC.

M3 - The requested MDC was not met, but the reported activity is greater than the reported MDC.

M - The requested MDC was not met.

SQ - Spectral quality prevents accurate quantitation.

SI - Nuclide identification and/or quantitation is tentative.

TI - Nuclide identification is tentative.

R - Nuclide has exceeded 8 halflives.

G - Sample density differs by more than 15% of LCS density.

Abbreviations:

TPU - Total Propagated Uncertainty (see PAI SOP 743)

MDC - Minimum Detectable Concentration (see PAI SOP 709)

BDL - Below Detection Limit

Data Package ID: *GSS0408169-1*

Gamma Spectroscopy Results

PAI 713 Rev 8

Sample Results

Lab Name: Paragon Analytics
Work Order Number: 0408169
Client Name: New World Technologies
ClientProject ID: Ravenna GA00563

Field ID: SU3-B1
Lab ID: 0408169-19

Library: FANP

Sample Matrix: SOIL
Prep SOP: PAI 739 Rev 8
Date Collected: 11-Aug-04
Date Prepared: 08-Sep-04
Date Analyzed: 20-Sep-04

Prep Batch: GS040908-6
QCBatchID: GS040908-6-1
Run ID: GS040908-6A
Count Time: 30 minutes
Report Basis: Dry Weight

Final Aliquot: 328 g
Prep Basis: Dry Weight
Moisture(%): NA
Result Units: pCi/g
File Name: 041558D03A

CASNO	Target Nuclide	Result +/- 2 s TPU	MDC	Lab Qualifier
14683-10-4	Sb-124	0.027 +/- 0.072	0.123	U,G
14234-35-6	Sb-125	0.01 +/- 0.11	0.20	U,G
13967-63-0	Sc-46	0.029 +/- 0.055	0.094	U,G
15623-47-9	Th-227	-0.14 +/- 0.42	0.73	U,G
15065-10-8	Th-234	0.6 +/- 1.0	1.7	U,G
14913-50-9	Tl-208	0.118 +/- 0.060	0.086	G
15117-96-1	U-235	-0.04 +/- 0.24	0.42	U,G
13982-39-3	Zn-65	0.06 +/- 0.14	0.28	U,G

Comments:

Qualifiers/Flags:

U - Result is less than the sample specific MDC or less than the associated TPU

Y1 - Chemical Yield is in control at 100-110%. Quantitative Yield is assumed.

Y2 - Chemical Yield outside default limits.

LT - Result is less than Requested MDC, greater than sample specific MDC.

M3 - The requested MDC was not met, but the reported activity is greater than the reported MDC.

M - The requested MDC was not met.

SQ - Spectral quality prevents accurate quantitation.

SI - Nuclide identification and/or quantitation is tentative.

TI - Nuclide identification is tentative.

R - Nuclide has exceeded 8 halflives.

G - Sample density differs by more than 15% of LCS density.

Abbreviations:

TPU - Total Propagated Uncertainty (see PAI SOP 743)

MDC - Minimum Detectable Concentration (see PAI SOP 709)

BDL - Below Detection Limit

Data Package ID: *GSS0408169-1*

Gamma Spectroscopy Results

PAI 713 Rev 8

Sample Results

Lab Name: Paragon Analytics
Work Order Number: 0408169
Client Name: New World Technologies
ClientProject ID: Ravenna GA00563

Field ID: SU3-B0
Lab ID: 0408169-20

Library: FANP

Sample Matrix: SOIL
Prep SOP: PAI 739 Rev 8
Date Collected: 11-Aug-04
Date Prepared: 08-Sep-04
Date Analyzed: 20-Sep-04

Prep Batch: GS040908-6
QCBatchID: GS040908-6-1
Run ID: GS040908-6A
Count Time: 30 minutes
Report Basis: Dry Weight

Final Aliquot: 271 g
Prep Basis: Dry Weight
Moisture(%): NA
Result Units: pCi/g
File Name: 041816D04A

CASNO	Target Nuclide	Result +/- 2 s TPU	MDC	Lab Qualifier
14331-83-0	Ac-228	0.69 +/- 0.29	0.49	LT,G
14391-76-5	Ag-110m	-0.01 +/- 0.10	0.19	U,G
14682-66-7	Al-26	-0.003 +/- 0.076	0.160	U,G
14596-10-2	Am-241	-0.02 +/- 0.33	0.61	U,G
13966-02-4	Be-7	-0.69 +/- 0.78	1.66	U,G
14913-49-6	Bi-212	0.2 +/- 1.1	2.1	U,G
14733-03-0	Bi-214	0.65 +/- 0.24	0.29	G,J
13982-30-4	Ce-139	0.002 +/- 0.041	0.076	U,G
14762-78-8	Ce-144	-0.01 +/- 0.29	0.54	U,G
14093-03-9	Co-56	0.06 +/- 0.17	0.30	U,G
13981-50-5	Co-57	-0.003 +/- 0.040	0.074	U,G
13981-38-9	Co-58	-0.019 +/- 0.086	0.175	U,G
10198-40-0	Co-60	0.090 +/- 0.086	0.127	U,G
14392-02-0	Cr-51	-1.0 +/- 1.1	2.3	U,G
13967-70-9	Cs-134	0.010 +/- 0.074	0.134	U,G

Comments:

Qualifiers/Flags:

U - Result is less than the sample specific MDC or less than the associated TPU

Y1 - Chemical Yield is in control at 100-110%. Quantitative Yield is assumed.

Y2 - Chemical Yield outside default limits.

LT - Result is less than Requested MDC, greater than sample specific MDC.

M3 - The requested MDC was not met, but the reported activity is greater than the reported MDC.

M - The requested MDC was not met.

SQ - Spectral quality prevents accurate quantitation.

SI - Nuclide identification and/or quantitation is tentative.

TI - Nuclide identification is tentative.

R - Nuclide has exceeded 8 halflives.

G - Sample density differs by more than 15% of LCS density.

Abbreviations:

TPU - Total Propagated Uncertainty (see PAI SOP 743)

MDC - Minimum Detectable Concentration (see PAI SOP 709)

BDL - Below Detection Limit

Data Package ID: *GSS0408169-1*

Gamma Spectroscopy Results

PAI 713 Rev 8

Sample Results

Lab Name: Paragon Analytics
Work Order Number: 0408169
Client Name: New World Technologies
ClientProject ID: Ravenna GA00563

Field ID: SU3-B0
Lab ID: 0408169-20

Library: FANP

Sample Matrix: SOIL
Prep SOP: PAI 739 Rev 8
Date Collected: 11-Aug-04
Date Prepared: 08-Sep-04
Date Analyzed: 20-Sep-04

Prep Batch: GS040908-6
QCBatchID: GS040908-6-1
Run ID: GS040908-6A
Count Time: 30 minutes
Report Basis: Dry Weight

Final Aliquot: 271 g
Prep Basis: Dry Weight
Moisture(%): NA
Result Units: pCi/g
File Name: 041816D04A

CASNO	Target Nuclide	Result +/- 2 s TPU	MDC	Lab Qualifier
10045-97-3	Cs-137	0.33 +/- 0.12	0.12	G
14683-23-9	Eu-152	0.13 +/- 0.43	0.79	U,G
15585-10-1	Eu-154	0.29 +/- 0.39	0.64	U,G
14391-16-3	Eu-155	-0.11 +/- 0.18	0.34	U,G
14596-12-4	Fe-59	0 +/- 0.21	0.43	U,G
10043-66-0	I-131	-1.0 +/- 1.8	3.5	U,G
13966-00-2	K-40	5.6 +/- 1.8	1.5	G
13966-31-9	Mn-54	-0.029 +/- 0.079	0.159	U,G
13966-32-0	Na-22	0.017 +/- 0.048	0.092	U,G
14681-63-1	Nb-94	0.043 +/- 0.065	0.108	U,G
13967-76-5	Nb-95	-0.03 +/- 0.10	0.20	U,G
15100-28-4	Pa-234m	0 +/- 12	23	U,G
15092-94-1	Pb-212	0.68 +/- 0.20	0.24	G
15067-28-4	Pb-214	0.86 +/- 0.22	0.27	G,J
13967-48-1	Ru-106	-0.18 +/- 0.71	1.38	U,G

Comments:

Qualifiers/Flags:

U - Result is less than the sample specific MDC or less than the associated TPU

Y1 - Chemical Yield is in control at 100-110%. Quantitative Yield is assumed.

Y2 - Chemical Yield outside default limits.

LT - Result is less than Requested MDC, greater than sample specific MDC.

M3 - The requested MDC was not met, but the reported activity is greater than the reported MDC.

M - The requested MDC was not met.

SQ - Spectral quality prevents accurate quantitation.

SI - Nuclide identification and/or quantitation is tentative.

TI - Nuclide identification is tentative.

R - Nuclide has exceeded 8 halflives.

G - Sample density differs by more than 15% of LCS density.

Abbreviations:

TPU - Total Propagated Uncertainty (see PAI SOP 743)

MDC - Minimum Detectable Concentration (see PAI SOP 709)

BDL - Below Detection Limit

Data Package ID: *GSS0408169-1*

Gamma Spectroscopy Results

PAI 713 Rev 8

Sample Results

Lab Name: Paragon Analytics
Work Order Number: 0408169
Client Name: New World Technologies
ClientProject ID: Ravenna GA00563

Field ID: SU3-B0
Lab ID: 0408169-20

Library: FANP

Sample Matrix: SOIL
Prep SOP: PAI 739 Rev 8
Date Collected: 11-Aug-04
Date Prepared: 08-Sep-04
Date Analyzed: 20-Sep-04

Prep Batch: GS040908-6
QCBatchID: GS040908-6-1
Run ID: GS040908-6A
Count Time: 30 minutes
Report Basis: Dry Weight

Final Aliquot: 271 g
Prep Basis: Dry Weight
Moisture(%): NA
Result Units: pCi/g
File Name: 041816D04A

CASNO	Target Nuclide	Result +/- 2 s TPU	MDC	Lab Qualifier
14683-10-4	Sb-124	-0.02 +/- 0.12	0.22	U,G
14234-35-6	Sb-125	0.17 +/- 0.16	0.25	U,G
13967-63-0	Sc-46	-0.041 +/- 0.094	0.194	U,G
15623-47-9	Th-227	-0.15 +/- 0.48	0.89	U,G
15065-10-8	Th-234	-1.1 +/- 1.1	2.0	U,G
14913-50-9	Tl-208	0.244 +/- 0.099	0.109	G
15117-96-1	U-235	0.19 +/- 0.32	0.54	U,G
13982-39-3	Zn-65	-0.11 +/- 0.19	0.40	U,G

Comments:

Qualifiers/Flags:

U - Result is less than the sample specific MDC or less than the associated TPU

Y1 - Chemical Yield is in control at 100-110%. Quantitative Yield is assumed.

Y2 - Chemical Yield outside default limits.

LT - Result is less than Requested MDC, greater than sample specific MDC.

M3 - The requested MDC was not met, but the reported activity is greater than the reported MDC.

M - The requested MDC was not met.

SQ - Spectral quality prevents accurate quantitation.

SI - Nuclide identification and/or quantitation is tentative.

TI - Nuclide identification is tentative.

R - Nuclide has exceeded 8 halflives.

G - Sample density differs by more than 15% of LCS density.

Abbreviations:

TPU - Total Propagated Uncertainty (see PAI SOP 743)

MDC - Minimum Detectable Concentration (see PAI SOP 709)

BDL - Below Detection Limit

Data Package ID: *GSS0408169-1*

PARAGON ANALYTICS
225 Commerce Drive ◆ Fort Collins, CO 80524 ◆ (800) 443-1511 ◆ (970) 490-1511 ◆ FAX (970) 490-1522

September 29, 2004

Mr. Dan Spicuzza
New World Technology
322 Albert Street
Turtle Creek, PA 15145

Re: Paragon Workorder: 04-08-172
Client Project Name: Ravenna
Client Project Number: GA00563

Dear Mr. Spicuzza:

Twenty soil samples were received from New World Technology on August 18, 2004. The samples were scheduled for Gamma Spectroscopy (pages 1-405) analysis. The results for this analysis are contained in the enclosed reports.

Thank you for your confidence in Paragon Analytics. Should you have any questions, please call.

Sincerely,

Paragon Analytics
Lance Steere
Senior Project Manager

LRS/ja
Enclosure: Report

Paragon Analytics

Sample Number(s) Cross-Reference Table

Paragon OrderNum: 0408172
Client Name: New World Technologies
Client Project Name: Ravenna
Client Project Number: GA00563
Client PO Number: 40149

Client Sample	Lab Sample Number	COC Number	Matrix	Date Collected	Time Collected
SU5-B2	0408172-1		SOIL	12-Aug-04	16:05
SU5-E2	0408172-2		SOIL	12-Aug-04	15:35
SU5-A4	0408172-3		SOIL	12-Aug-04	14:30
SU5-B3	0408172-4		SOIL	12-Aug-04	15:05
SU5-B4	0408172-5		SOIL	12-Aug-04	15:00
SU5-E6	0408172-6		SOIL	12-Aug-04	13:40
SU5-E4	0408172-7		SOIL	12-Aug-04	15:25
SU5-B5	0408172-8		SOIL	12-Aug-04	13:20
SU5-A3	0408172-9		SOIL	12-Aug-04	14:40
SU5-C5	0408172-10		SOIL	12-Aug-04	14:05
SU5-F6	0408172-11		SOIL	12-Aug-04	13:35
SU5-C6	0408172-12		SOIL	12-Aug-04	14:10
SU5-D6	0408172-13		SOIL	12-Aug-04	13:50
SU5-C1	0408172-14		SOIL	12-Aug-04	15:50
SU5-D3	0408172-15		SOIL	12-Aug-04	13:15
SU5-E3	0408172-16		SOIL	12-Aug-04	15:30
SU5-F5	0408172-17		SOIL	12-Aug-04	13:05
SU5-A6	0408172-18		SOIL	12-Aug-04	14:25
SU5-C4	0408172-19		SOIL	12-Aug-04	15:15
SU5-D5	0408172-20		SOIL	12-Aug-04	13:55

Paragon Analytics, Inc.

225 Commerce Drive Fort Collins, CO 80524
800-443-1511 or (970) 490-1511 (970) 490-1522 Fax

Accession Number (LAB ID) 0408172 4

Chain-of-Custody

Date 8-17-04 Page 1 of 4

Project Name / No.: [illegible] Sampler(s): [illegible] (circle one) Turnaround Standard or Rush (Due 9-17-04) Dispose or Return to Client

Report To:
Phone: See
Fax:
Company: Page 1 of 4
Address:

circle method or specify under comments

Sample ID	Date	Time *	Lab ID	Matrix	No. of Containers	VOCs SW8260B E624 E524.2 OLMO__	BTEX (only) SW8021B	SVOCs SW8270C E625 E525 OLMO__	OC Pesticides SW8081A E608 E508 OLMO__	PCBs SW8082 E608 E508 OLMO__	OP Pesticides SW8141A E614	Herbicides SW8151A E615	TCLP Organics SW1311 8260B 8270C 8081A 8151A	TCLP Metals SW 1311 6010B 7471	Total Metals SW6010B 7470 7471 E200 ILMO__	Dissolved Metals SW6010B 7470 E200 ILMO__	Reactive CN / S SW846 Chapter 7	Hexavalent Chromium SW7196A Alkaline Digest? Y / N	Inorganic Anions ** SW9056 E300 0	pH SW9040B 9045C	Oil & Grease SW9071A E413 2	TPH GRO DRO SW8015B (both)	TOX SW9020B	Gross Alpha / Beta SW9310 E900 0	Actinides by PAI SOP (circle): Pu / U / Am / Th / Cm	Total Uranium by KPA D5174-91	Tritium E906.0	Total Alpha-Emitting Radium SW9315 E903.0	Radium 226 SW9315 E903.0 Radium 228 SW9320 E904.0	Strontium 89 D5811-95 Strontium 90 D5811-95	Gamma Isotopes ** E901.1 Ac-228		
SU5-B2	8-12-04	1605	1	S	1																										X		
SU5-E2		1535	2	S	1																										X		
SU5-A4		1430	3	S	1																										X		
SU5-B3		1505	4	S	1																										X		
SU5-B4		1500	5	S	1																										X		
SU5-E6		1340	6	S	1																										X		
SU5-E4		1525	7	S	1																										X		
SU5-B5		1320	8	S	1																										X		
SU5-A3		1440	9	S	1																										X		
SU5-C5		1405	10	S	1																										X		

Comments: S - Soil

Relinquished By: (1)	Relinquished By: (2)
Signature [signature]	Signature
Printed Name [signature]	Printed Name
Date 8-16-04 Time 0800	Date Time
Company NWT	Company
Received By: (1)	**Received By: (2)**
Signature [signature]	Signature
Printed Name [signature]	Printed Name
Date 8-18-04 Time 1000	Date Time
Company PA	Company

Form 202r4.xls (1/3/01)

* Time (circle one) EST CST MST PST ** Indicate specific analytes under comments. Distribution: white / yellow (Paragon); pink retained by or[illegible]or.

Paragon Analytics, Inc.
225 Commerce Drive Fort Collins, CO 80524
800-443-1511 or (970) 490-1511 (970) 490-1522 Fax

Chain-of-Custody

Accession Number (LAB ID) 0408172

Date 8-12-04 Page 3 of 4 of 5

Project Name / No.: [illegible] Sampler(s): _____ (circle one) Turnaround: Standard or Rush (Due 9-17-04) Dispose or Return to Client

Report To:
Phone: See
Fax:
Company:
Address: Page 1 of 4 of 5

circle method or specify under comments

Sample ID	Date	Time *	Lab ID	Matrix	No. of Containers	VOCs SW8260B E624 E524.2 OLMO__	BTEX (only) SW8021B	SVOCs SW8270C E625 E525 OLMO__	OC Pesticides SW8081A E608 E508 OLMO__	PCBs SW8082 E608 E508 OLMO__	OP Pesticides SW8141A E614	Herbicides SW8151A E615	TCLP Organics SW1311 8260B 8270C 8081A 8151A	TCLP Metals SW 1311 6010B 7471	Total Metals SW6010B 7470 7471 E200 ILMO__	Dissolved Metals SW6010B 7470 E200 ILMO__	Reactive CN / S SW846 Chapter 7	Hexavalent Chromium SW7196A Alkaline Digest? Y / N	Inorganic Anions ** SW9056 E300 0	pH SW9040B 9045C	Oil & Grease SW9071A E413 2	TPH GRO DRO SW8015B (both)	TOX SW9020B	Gross Alpha / Beta SW9310 E900 0	Actinides by PAI SOP (circle): Pu / U / Am / Th / Cm	Total Uranium by KPA D5174-91	Tritium E906.0	Total Alpha-Emitting Radium SW9315 E903.0	Radium 226 SW9315 E903.0 Radium 228 SW9320 E904.0	Strontium 89 D5811-95 Strontium 90 D5811-95	Gamma Isotopes ** E901.1 Ac-228		
SU5-E6	8-12-04	1335	11	S	1																										X		
SU5-C6		1410	12	S	1																										X		
SU5-D6		1350	13	S	1																										X		
SU5-C1		1550	14	S	1																										X		
SU5-D3		1315	15	S	1																										X		
SU5-E3		1530	16	S	1																										X		
SU5-E5		1305	17	S	1																										X		
SU5-A6		1425	18	S	1																										X		
SU5-C4		1515	19	S	1																										X		
SU5-D5		1355	20	S	1																										X		

Comments: S. Soil

Relinquished By: (1)
Signature [signature]
Printed Name [signature]
Date 8-16-04 Time 0800
Company [illegible]

Relinquished By: (2)
Signature _____
Printed Name _____
Date _____ Time _____
Company _____

Received By: (1)
Signature [signature]
Printed Name [signature]
Date 8-18-04 Time 1000
Company PA

Received By: (2)
Signature _____
Printed Name _____
Date _____ Time _____
Company _____

Form 202r4.xls (1/3/01)

* Time Zone (circle one): EST CST MST PST ** Indicate specific analytes under comments.

Distribution: white / yellow (Paragon); pink retained by originator.

Paragon Analytics

CONDITION OF SAMPLE UPON RECEIPT FORM

Client: NVI Workorder No: 0408172

Project Manager: LS Initials: [illegible] Date: 8/18/04

1.	Does this project require any **special handling** in addition to standard Paragon procedures?		YES	NO
2.	Is **pre-screening** required per SOP 008?		YES	NO
3.	Are custody **seals** on **shipping containers** intact?	N/A	YES	NO
4.	Are custody **seals** on **sample containers** intact?	N/A	YES	NO
5.	Is there a **COC (Chain-of-Custody) present** or other representative documents?		YES	NO
6.	Is the **COC** (if applicable) **complete and legible**?	N/A	YES	NO
7.	Are **bottle IDs legible** and in **agreement** with **COC sample IDs**?	N/A	YES	NO
8.	Is the COC in agreement with samples received? (**# of samples, # of containers, matrix**)	N/A	YES	NO
9.	Were **airbills** present and/or removable?	N/A	YES	NO
10.	Are all **aqueous samples** requiring preservation **preserved correctly**? (excluding volatile organics)	N/A	YES	NO
11.	Are all aqueous **non-preserved samples** at the **correct pH**?	N/A	YES	NO
12.	Is there **sufficient sample** for the requested analyses?		YES	NO
13.	Were all samples placed in the **proper containers** for the requested analyses?		YES	NO
14.	Are all samples within **holding times** for the requested analyses?		YES	NO
15.	Were all sample containers received **intact**? (not broken or leaking, etc.)		YES	NO
16.	Are all samples requiring no headspace (volatiles, reactive cyanide/sulfide, radon), headspace free? **Size of bubble:** ____ < green pea ____ > green pea	N/A	YES	NO
17.	Were samples checked for and free from the presence of **residual chlorine?** (Applicable when PM has indicated samples are from a chlorinated water source; note if field preservation with sodium thiosulfate was not observed.)	N/A	YES	NO
18.	Were the sample(s) **shipped on ice**?	N/A	YES	NO
19.	Were cooler temperatures measured at 0.1-6.0°C? **IR gun used*: #1 #2**	N/A	YES	NO

*IR Gun #1: Raytek, SN SC-PM3/T29403

*IR Gun #2: Oakton, SN 2SCIR1201

Cooler #'s	1							
Temperature	NA							
No. of custody seals	1							
DOT Survey/ Acceptance Information: External µR/hr reading	16							
DOT Survey/ Acceptance Information: Background µR/hr reading	13							

Were external µR/hr readings ≤ two times background and within DOT acceptance criteria? **YES / NO** (If no, see Form 008.)

Additional Information: PROVIDE DETAILS BELOW FOR A NO RESPONSE TO ANY QUESTION ABOVE EXCEPT #1 AND #2.

If applicable, was the client contacted? YES / NO / NA Contact Name: _____ Date/Time: _____

Project Manager Signature/ Date: [signature] 8/20/04

Form 201r18.xls (6/26/04)

emp: 338466 16AUG04 ** 2DAY ** WED

FedEx.

Master 8366 8127 5132 FORM 0200

0002/0003 MPS#:8233 6392 7500 FORM 0260

Deliver By:
18AUG04
AA

DEN

Fe 80524 16 -CO-US TC FTCA

1 Seal

Paragon Analytics

Radiochemistry Case Narrative
Gamma Spectroscopy

New World Technologies

Ravenna / GA00563

Paragon Work Order 0408172

1. This report consists of analysis results for twenty soil samples received by Paragon Analytics on 8/18/04. The analysis results for these samples are reported on a 'dry weight' basis in units of pCi/gram.

2. These samples were prepared according to Paragon Analytics procedure PA SOP739R8.

3. The samples were analyzed for the presence of gamma emitting radionuclides according to Paragon Analytics procedure PA SOP713R8. The analyses were completed on 9/27/04.

4. Sample volumes were insufficient to allow preparation of duplicates. Duplicate analyses of samples SU5-B3 and SU5-C1 (PA ID 0408172-4 and -14) were performed in lieu of prepared duplicates.

5. Activity concentrations above the calculated MDC are reported in some instances where minimum nuclide identification criteria are not met. Such tentative identifications result when the software attempts to calculate net activity concentrations for analytes where either one or both of the following criteria are not satisfied: the 'diagnostic' peak for a nuclide must be identified above the critical level, or the minimum library peak abundance must be attained. Nuclides not meeting these requirements have been flagged with a "TI" qualifier.

6. Paragon Analytics has found there to be a significant low bias to Pb-214 and Bi-214 results when using a mixed nuclide gamma source for efficiency calibrations. The magnitude of this bias has been determined to be approximately 32% for Bi-214, and 23% for Pb-214. Therefore, any reported results for Pb-214 and Bi-214 are flagged with a "J" qualifier, indicating the activity values to be an estimated value. Results are reported without further qualification.

7. There are cases where the sample density is less than the associated calibration standard density. Cases that exceed the limit of +/- 15% of the density of the calibration standard are flagged with a 'G', denoting a significant density difference between the sample and calibration standard. Consequently, the results may be biased high for the flagged results in this work order. If requested, Paragon Analytics will perform a transmission spike in order to estimate a magnitude of this bias. The results are reported without further qualification.

8. There are cases where the magnitude of negative activity is greater than the 2-sigma TPU. Under typical conditions, where background data is normally distributed and analyzed by paired observations, this event is likely to occur at least 2.5% of the time. Review of the data does not indicate a problem with the instrument or reporting systems and results are reported without further qualification.

9. Paragon Analytics follows the convention outlined in ANSI N42.23 for reporting significant digits in the TPU and MDC results. ANSI N42.23 states that the TPU result should be rounded to two significant digits and that the MDC result should be rounded to the same decimal place as the TPU result. In practice, this could result in an MDC result with a reported value of 0 for samples with significant activity, including the batch laboratory control sample.

10. Detector 8 was not able to pass daily quality control checks on 9/25/04. Therefore a passing daily check is not available for detector 8 on 9/25/04. Upon analyst review of the data acquired for sample SU5-D3 (PA ID 0408172-15), the data quality appears to be unaffected and the results are submitted without further qualification. Please refer to QASS 222769 in Section 5 of this report for further information.

11. No further problems were encountered with either the client samples or the associated quality control samples. All quality control criteria were met.

The data contained in the following report have been reviewed and approved by the personnel listed below. In addition, Paragon Analytics certifies that the analyses reported herein are true, complete and correct within the limits of the methods employed.

Radiochemistry Instrument Technician — Date: 9-29-04

Leah Balke
Radiochemistry Final Data Review — Date: 9/29/04

1

PARAGON ANALYTICS
Radiochemistry Data Package

Section 1

SAMPLE RESULTS SUMMARY

A summary report is not provided.

Please refer to the individual sample results data in Section 3.

PARAGON ANALYTICS

Radiochemistry Data Package

2

Section 2

QC RESULTS SUMMARY

Gamma Spectroscopy Results

PAI 713 Rev 8

Method Blank Results

Lab Name: Paragon Analytics
Work Order Number: 0408172
Client Name: New World Technologies
ClientProject ID: Ravenna GA00563

Lab ID: GS040910-3MB

Sample Matrix: SOIL
Prep SOP: PAI 739 Rev 8
Date Collected: 10-Sep-04
Date Prepared: 10-Sep-04
Date Analyzed: 24-Sep-04

Prep Batch: GS040910-3
QCBatchID: GS040910-3-1
Run ID: gs040910-3a
Count Time: 30 minutes

Final Aliquot: 500 g
Result Units: pCi/g
File Name: 041850D04A

Library: FANP

CASNO	Target Nuclide	Result +/- 2 s TPU	MDC	Lab Qualifier
14331-83-0	Ac-228	-0.016 +/- 0.096	0.207	U
14391-76-5	Ag-110m	-0.003 +/- 0.027	0.054	U
14682-66-7	Al-26	0.001 +/- 0.035	0.074	U
14596-10-2	Am-241	0.05 +/- 0.13	0.23	U
13966-02-4	Be-7	0.04 +/- 0.18	0.33	U
14913-49-6	Bi-212	-0.39 +/- 0.33	0.83	U
14733-03-0	Bi-214	0.030 +/- 0.070	0.123	U,J
13982-30-4	Ce-139	-0.009 +/- 0.015	0.031	U
14762-78-8	Ce-144	0.024 +/- 0.096	0.176	U
14093-03-9	Co-56	-0.003 +/- 0.048	0.099	U
13981-50-5	Co-57	0.001 +/- 0.014	0.027	U
13981-38-9	Co-58	0.011 +/- 0.027	0.050	U
10198-40-0	Co-60	0.004 +/- 0.019	0.041	U
14392-02-0	Cr-51	-0.02 +/- 0.14	0.29	U
13967-70-9	Cs-134	0.018 +/- 0.035	0.060	U

Comments:

Qualifiers/Flags:

U - Result is less than the sample specific MDC or less than the associated TPU
Y1 - Chemical Yield is in control at 100-110%. Quantitative Yield is assumed.
Y2 - Chemical Yield outside default limits.
LT - Result is less than Requested MDC, greater than sample specific MDC.
SQ - Spectral quality prevents accurate quantitation.
SI - Nuclide identification and/or quantitation is tentative.
TI - Nuclide identification is tentative.
R - Nuclide has exceeded 8 halflives.
M - Requested MDC not met.
B - Analyte concentration greater than MDC.
B3 - Analyte concentration greater than MDC but less than Requested MDC.

Abbreviations:

TPU - Total Propagated Uncertainty (see PAI SOP 743)
MDC - Minimum Detectable Concentration (see PAI SOP 709)
BDL - Below Detection Limit

Data Package ID: *GSS0408172-1*

Gamma Spectroscopy Results

PAI 713 Rev 8

Method Blank Results

Lab Name: Paragon Analytics
Work Order Number: 0408172
Client Name: New World Technologies
ClientProject ID: Ravenna GA00563

Lab ID: GS040910-3MB

Sample Matrix: SOIL
Prep SOP: PAI 739 Rev 8
Date Collected: 10-Sep-04
Date Prepared: 10-Sep-04
Date Analyzed: 24-Sep-04

Prep Batch: GS040910-3
QCBatchID: GS040910-3-1
Run ID: gs040910-3a
Count Time: 30 minutes

Final Aliquot: 500 g
Result Units: pCi/g
File Name: 041850D04A

Library: FANP

CASNO	Target Nuclide	Result +/- 2 s TPU	MDC	Lab Qualifier
10045-97-3	Cs-137	0.019 +/- 0.027	0.045	U
14683-23-9	Eu-152	0.05 +/- 0.11	0.20	U
15585-10-1	Eu-154	-0.06 +/- 0.13	0.31	U
14391-16-3	Eu-155	0.024 +/- 0.057	0.100	U
14596-12-4	Fe-59	0.047 +/- 0.039	0.021	TI
10043-66-0	I-131	-0.006 +/- 0.022	0.045	U
13966-00-2	K-40	0.45 +/- 0.38	0.52	U
13966-31-9	Mn-54	0.007 +/- 0.023	0.043	U
13966-32-0	Na-22	0.004 +/- 0.027	0.056	U
14681-63-1	Nb-94	-0.023 +/- 0.030	0.066	U
13967-76-5	Nb-95	0.017 +/- 0.026	0.044	U
15100-28-4	Pa-234m	0.2 +/- 3.3	7.2	U
15092-94-1	Pb-212	-0.024 +/- 0.038	0.077	U
15067-28-4	Pb-214	-0.022 +/- 0.054	0.109	U,J
13967-48-1	Ru-106	0.06 +/- 0.25	0.47	U

Comments:

Qualifiers/Flags:

U - Result is less than the sample specific MDC or less than the associated TPU
Y1 - Chemical Yield is in control at 100-110%. Quantitative Yield is assumed.
Y2 - Chemical Yield outside default limits.
LT - Result is less than Requested MDC, greater than sample specific MDC.
SQ - Spectral quality prevents accurate quantitation.
SI - Nuclide identification and/or quantitation is tentative.
TI - Nuclide identification is tentative.
R - Nuclide has exceeded 8 halflives.
M - Requested MDC not met.
B - Analyte concentration greater than MDC.
B3 - Analyte concentration greater than MDC but less than Requested MDC.

Abbreviations:

TPU - Total Propagated Uncertainty (see PAI SOP 743)
MDC - Minimum Detectable Concentration (see PAI SOP 709)
BDL - Below Detection Limit

Data Package ID: *GSS0408172-1*

Gamma Spectroscopy Results

PAI 713 Rev 8

Method Blank Results

Lab Name: Paragon Analytics
Work Order Number: 0408172
Client Name: New World Technologies
ClientProject ID: Ravenna GA00563

Lab ID: GS040910-3MB

Sample Matrix: SOIL
Prep SOP: PAI 739 Rev 8
Date Collected: 10-Sep-04
Date Prepared: 10-Sep-04
Date Analyzed: 24-Sep-04

Prep Batch: GS040910-3
QCBatchID: GS040910-3-1
Run ID: gs040910-3a
Count Time: 30 minutes

Final Aliquot: 500 g
Result Units: pCi/g
File Name: 041850D04A

Library: FANP

CASNO	Target Nuclide	Result +/- 2 s TPU	MDC	Lab Qualifier
14683-10-4	Sb-124	0.005 +/- 0.039	0.071	U
14234-35-6	Sb-125	0.023 +/- 0.064	0.115	U
13967-63-0	Sc-46	0.014 +/- 0.027	0.048	U
15623-47-9	Th-227	0.04 +/- 0.13	0.23	U
15065-10-8	Th-234	0.14 +/- 0.41	0.71	U
14913-50-9	Tl-208	-0.021 +/- 0.030	0.065	U
15117-96-1	U-235	-0.02 +/- 0.10	0.20	U
13982-39-3	Zn-65	0 +/- 0.062	0.125	U

Comments:

Qualifiers/Flags:

U - Result is less than the sample specific MDC or less than the associated TPU
Y1 - Chemical Yield is in control at 100-110%. Quantitative Yield is assumed.
Y2 - Chemical Yield outside default limits.
LT - Result is less than Requested MDC, greater than sample specific MDC.
SQ - Spectral quality prevents accurate quantitation.
SI - Nuclide identification and/or quantitation is tentative.
TI - Nuclide identification is tentative.
R - Nuclide has exceeded 8 halflives.
M - Requested MDC not met.
B - Analyte concentration greater than MDC.
B3 - Analyte concentration greater than MDC but less than Requested MDC.

Abbreviations:

TPU - Total Propagated Uncertainty (see PAI SOP 743)
MDC - Minimum Detectable Concentration (see PAI SOP 709)
BDL - Below Detection Limit

Data Package ID: *GSS0408172-1*

Gamma Spectroscopy Results

PAI 713 Rev 8

Laboratory Control Sample(s)

Lab Name: Paragon Analytics
Work Order Number: 0408172
Client Name: New World Technologies
ClientProject ID: Ravenna GA00563

Lab ID: GS040910-3LCS

Sample Matrix: SOIL
Prep SOP: PAI 739 Rev 8
Date Collected: 10-Sep-04
Date Prepared: 10-Sep-04
Date Analyzed: 24-Sep-04

Library: ANALYTICAL

Prep Batch: GS040910-3
QCBatchID: GS040910-3-1
Run ID: gs040910-3a
Count Time: 30 minutes

Final Aliquot: 500 g
Result Units: pCi/g
File Name: 040472D05A

CASNO	Target Nuclide	Results +/- 2s TPU	MDC	Spike Added	% Rec	Control Limits	Lab Qualifier
14596-10-2	Am-241	189 +/- 23	6	212	89.5	85 - 115	P
10198-40-0	Co-60	107 +/- 13	0	116	92.4	85 - 115	P
10045-97-3	Cs-137	83.6 +/- 9.8	0.6	85.1	98.2	85 - 115	P

Comments:

Qualifiers/Flags:

U - Result is less than the sample specific MDC or less than the associated TPU
LT - Result is less than Requested MDC, greater than sample specific MDC.
Y1 - Chemical Yield is in control at 100-110%. Quantitative Yield is assumed.
Y2 - Chemical Yield outside default limits.
L - LCS Recovery below lower control limit.
H - LCS Recovery above upper control limit.
P - LCS Recovery within control limits.
M - The requested MDC was not met.
M3 - The requested MDC was not met, but thereported activity is greater then the reported MDC.

Abbreviations:

TPU - Total Propagated Uncertainty (see PAI SOP 743)
MDC - Minimum Detectable Concentration (see PAI SOP 709)

SQ - Spectral quality prevents accurate quantitation.
SI - Nuclide identification and/or quantitation is tentative.
TI - Nuclide identification is tentative.
R - Nuclide has exceeded 8 halflives.

Data Package ID: *GSS0408172-1*

Gamma Spectroscopy Results

PAI 713 Rev 8

Duplicate Sample Results (DER)

Lab Name: Paragon Analytics
Work Order Number: 0408172
Client Name: New World Technologies
ClientProject ID: Ravenna GA00563

Field ID: SU5-B3
Lab ID: 0408172-4DUP

Library: FANP

Sample Matrix: SOIL
Prep SOP: PAI 739 Rev 8
Date Collected: 12-Aug-04
Date Prepared: 10-Sep-04
Date Analyzed: 22-Sep-04

Prep Batch: GS040910-3
QCBatchID: GS040910-3-1
Run ID: gs040910-3a
Count Time: 30 minutes
Report Basis: Dry Weight

Final Aliquot: 312 g
Prep Basis: Dry Weight
Moisture(%): NA
Result Units: pCi/g
File Name: 040403D09A

CASNO	Analyte	Sample Result +/- 2 s TPU	Duplicate Result +/- 2 s TPU	DER	Control Limit	Lab Qualifiers
14331-83-0	Ac-228	0.42 +/- 0.30	0.48 +/- 0.29	0.13	2.13	LT,G,TI
14391-76-5	Ag-110m	-0.01 +/- 0.12	0.036 +/- 0.092	0.27	2.13	U,G
14682-66-7	Al-26	0.014 +/- 0.028	-0.065 +/- 0.076	0.98	2.13	U,G
14596-10-2	Am-241	0 +/- 0.52	0.1 +/- 1.4	0.07	2.13	U,G
13966-02-4	Be-7	-0.40 +/- 0.69	-0.13 +/- 0.84	0.25	2.13	U,G
14913-49-6	Bi-212	0 +/- 0.99	0.57 +/- 0.88	0.43	2.13	U,G
14733-03-0	Bi-214	0.45 +/- 0.24	0.42 +/- 0.18	0.10	2.13	G,J
13982-30-4	Ce-139	-0.019 +/- 0.058	0.025 +/- 0.063	0.52	2.13	U,G
14762-78-8	Ce-144	-0.16 +/- 0.34	-0.10 +/- 0.39	0.12	2.13	U,G
14093-03-9	Co-56	0.10 +/- 0.17	0.06 +/- 0.15	0.17	2.13	U,G
13981-50-5	Co-57	-0.011 +/- 0.045	0.003 +/- 0.050	0.20	2.13	U,G
13981-38-9	Co-58	0.049 +/- 0.088	-0.017 +/- 0.078	0.56	2.13	U,G
10198-40-0	Co-60	0.050 +/- 0.077	-0.034 +/- 0.059	0.86	2.13	U,G
14392-02-0	Cr-51	-0.3 +/- 1.1	-0.1 +/- 1.2	0.13	2.13	U,G
13967-70-9	Cs-134	0.01 +/- 0.11	0.034 +/- 0.089	0.20	2.13	U,G
10045-97-3	Cs-137	0.25 +/- 0.11	0.28 +/- 0.11	0.19	2.13	G
14683-23-9	Eu-152	0.05 +/- 0.47	-0.28 +/- 0.41	0.52	2.13	U,G

Comments:

Duplicate Qualifiers/Flags:

U - Result is less than the sample specific MDC.
Y1 - Chemical Yield is in control at 100-110%. Quantitative yield is assumed.
Y2 - Chemical Yield outside default limits.
W - DER is greater than Warning Limit of 1.42
D - DER is greater than Control Limit of 2.13
LT - Result is less than Request MDC, greater than sample specific MDC
M - Requested MDC not met.
M3 - The requested MDC was not met, but the reported activity is greater than the reported MDC.
L - LCS Recovery below lower control limit.
H - LCS Recovery above upper control limit.
P - LCS, Matrix Spike Recovery within control limits.
N - Matrix Spike Recovery outside control limits

SQ - Spectral quality prevents accurate quantitation.
SI - Nuclide identification and/or quantitation is tentative.
TI - Nuclide identification is tentative.
R - Nuclide has exceeded 8 halflives.
G - Sample density differs by more than 15% of LCS density.

Abbreviations:

TPU - Total Propagated Uncertainty (see PAI SOP 743)
DER - Duplicate Error Ratio
BDL - Below Detection Limit
NR - Not Reported

Data Package ID: *GSS0408172-1*

Gamma Spectroscopy Results

PAI 713 Rev 8

Duplicate Sample Results (DER)

Lab Name: Paragon Analytics
Work Order Number: 0408172
Client Name: New World Technologies
ClientProject ID: Ravenna GA00563

Field ID: SU5-B3
Lab ID: 0408172-4DUP

Library: FANP

Sample Matrix: SOIL
Prep SOP: PAI 739 Rev 8
Date Collected: 12-Aug-04
Date Prepared: 10-Sep-04
Date Analyzed: 22-Sep-04

Prep Batch: GS040910-3
QCBatchID: GS040910-3-1
Run ID: gs040910-3a
Count Time: 30 minutes
Report Basis: Dry Weight

Final Aliquot: 312 g
Prep Basis: Dry Weight
Moisture(%): NA
Result Units: pCi/g
File Name: 040403D09A

15585-10-1	Eu-154	-0.34 +/- 0.50	0.17 +/- 0.30	0.87	2.13	U,G
14391-16-3	Eu-155	0.01 +/- 0.20	0.10 +/- 0.23	0.28	2.13	U,G
14596-12-4	Fe-59	0.04 +/- 0.28	-0.12 +/- 0.27	0.41	2.13	U,G
10043-66-0	I-131	0.2 +/- 2.1	0.3 +/- 1.2	0.07	2.13	U,G
13966-00-2	K-40	5.0 +/- 1.8	5.3 +/- 1.7	0.12	2.13	G
13966-31-9	Mn-54	0 +/- 0.085	-0.011 +/- 0.055	0.10	2.13	U,G
13966-32-0	Na-22	0.027 +/- 0.069	0.030 +/- 0.073	0.03	2.13	U,G
14681-63-1	Nb-94	0.056 +/- 0.081	-0.033 +/- 0.061	0.88	2.13	U,G
13967-76-5	Nb-95	0 +/- 0.10	-0.028 +/- 0.091	0.21	2.13	U,G
15100-28-4	Pa-234m	4 +/- 12	-4 +/- 10	0.54	2.13	U,G
15092-94-1	Pb-212	0.43 +/- 0.18	0.48 +/- 0.17	0.23	2.13	G
15067-28-4	Pb-214	0.43 +/- 0.16	0.45 +/- 0.15	0.08	2.13	G,J
13967-48-1	Ru-106	0.50 +/- 0.69	-0.18 +/- 0.63	0.73	2.13	U,G
14683-10-4	Sb-124	-0.01 +/- 0.11	0.064 +/- 0.097	0.50	2.13	U,G
14234-35-6	Sb-125	-0.10 +/- 0.17	0.06 +/- 0.17	0.67	2.13	U,G
13967-63-0	Sc-46	0.011 +/- 0.078	-0.031 +/- 0.077	0.38	2.13	U,G
15623-47-9	Th-227	-0.59 +/- 0.58	-0.48 +/- 0.69	0.12	2.13	U,G
15065-10-8	Th-234	0.88 +/- 0.96	0 +/- 1.6	0.46	2.13	U,G
14913-50-9	Tl-208	0.29 +/- 0.11	0.165 +/- 0.080	0.93	2.13	G

Comments:

Duplicate Qualifiers/Flags:

U - Result is less than the sample specific MDC.
Y1 - Chemical Yield is in control at 100-110%. Quantitative yield is assumed.
Y2 - Chemical Yield outside default limits.
W - DER is greater than Warning Limit of 1.42
D - DER is greater than Control Limit of 2.13
LT - Result is less than Request MDC, greater than sample specific MDC
M - Requested MDC not met.
M3 - The requested MDC was not met, but the reported activity is greater than the reported MDC.
L - LCS Recovery below lower control limit.
H - LCS Recovery above upper control limit.
P - LCS, Matrix Spike Recovery within control limits.
N - Matrix Spike Recovery outside control limits
SQ - Spectral quality prevents accurate quantitation.
SI - Nuclide identification and/or quantitation is tentative.
TI - Nuclide identification is tentative.
R - Nuclide has exceeded 8 halflives.
G - Sample density differs by more than 15% of LCS density.

Abbreviations:

TPU - Total Propagated Uncertainty (see PAI SOP 743)
DER - Duplicate Error Ratio
BDL - Below Detection Limit
NR - Not Reported

Data Package ID: *GSS0408172-1*

Gamma Spectroscopy Results

PAI 713 Rev 8

Duplicate Sample Results (DER)

Lab Name: Paragon Analytics
Work Order Number: 0408172
Client Name: New World Technologies
ClientProject ID: Ravenna GA00563

Field ID: SU5-B3
Lab ID: 0408172-4DUP

Library: FANP

Sample Matrix: SOIL
Prep SOP: PAI 739 Rev 8
Date Collected: 12-Aug-04
Date Prepared: 10-Sep-04
Date Analyzed: 22-Sep-04

Prep Batch: GS040910-3
QCBatchID: GS040910-3-1
Run ID: gs040910-3a
Count Time: 30 minutes
Report Basis: Dry Weight

Final Aliquot: 312 g
Prep Basis: Dry Weight
Moisture(%): NA
Result Units: pCi/g
File Name: 040403D09A

15117-96-1	U-235	0.01 +/- 0.40	0.17 +/- 0.37	0.31	2.13	U,G
13982-39-3	Zn-65	-0.18 +/- 0.27	-0.02 +/- 0.18	0.51	2.13	U,G

Comments:

Duplicate Qualifiers/Flags:

U - Result is less than the sample specific MDC.
Y1 - Chemical Yield is in control at 100-110%. Quantitative yield is assumed.
Y2 - Chemical Yield outside default limits.
W - DER is greater than Warning Limit of 1.42
D - DER is greater than Control Limit of 2.13
LT - Result is less than Request MDC, greater than sample specific MDC
M - Requested MDC not met.
M3 - The requested MDC was not met, but the reported activity is greater than the reported MDC.
L - LCS Recovery below lower control limit.
H - LCS Recovery above upper control limit.
P - LCS, Matrix Spike Recovery within control limits.
N - Matrix Spike Recovery outside control limits
SQ - Spectral quality prevents accurate quantitation.
SI - Nuclide identification and/or quantitation is tentative.
TI - Nuclide identification is tentative.
R - Nuclide has exceeded 8 halflives.
G - Sample density differs by more than 15% of LCS density.

Abbreviations:

TPU - Total Propagated Uncertainty (see PAI SOP 743)
DER - Duplicate Error Ratio
BDL - Below Detection Limit
NR - Not Reported

Data Package ID: *GSS0408172-1*

Gamma Spectroscopy Results

PAI 713 Rev 8

Duplicate Sample Results (DER)

Lab Name: Paragon Analytics
Work Order Number: 0408172
Client Name: New World Technologies
ClientProject ID: Ravenna GA00563

Field ID: SU5-C1
Lab ID: 0408172-14DUP

Library: FANP

Sample Matrix: SOIL
Prep SOP: PAI 739 Rev 8
Date Collected: 12-Aug-04
Date Prepared: 10-Sep-04
Date Analyzed: 27-Sep-04

Prep Batch: GS040910-3
QCBatchID: GS040910-3-1
Run ID: gs040910-3a
Count Time: 30 minutes
Report Basis: Dry Weight

Final Aliquot: 279 g
Prep Basis: Dry Weight
Moisture(%): NA
Result Units: pCi/g
File Name: 040479D05A

CASNO	Analyte	Sample Result +/- 2s TPU	Duplicate Result +/- 2s TPU	DER	Control Limit	Lab Qualifiers
14331-83-0	Ac-228	1.24 +/- 0.44	1.36 +/- 0.38	0.20	2.13	G
14391-76-5	Ag-110m	0.03 +/- 0.17	0.07 +/- 0.13	0.17	2.13	U,G
14682-66-7	Al-26	-0.031 +/- 0.085	-0.030 +/- 0.096	0.01	2.13	U,G
14596-10-2	Am-241	0.29 +/- 0.71	-0.06 +/- 0.74	0.34	2.13	U,G
13966-02-4	Be-7	0.6 +/- 1.2	0.7 +/- 1.2	0.03	2.13	U,G
14913-49-6	Bi-212	1.4 +/- 1.5	1.6 +/- 1.4	0.12	2.13	U,G
14733-03-0	Bi-214	0.64 +/- 0.28	0.59 +/- 0.25	0.12	2.13	G,J
13982-30-4	Ce-139	-0.045 +/- 0.078	0.060 +/- 0.073	0.99	2.13	U,G
14762-78-8	Ce-144	-0.22 +/- 0.48	0.44 +/- 0.49	0.98	2.13	U,G
14093-03-9	Co-56	0.11 +/- 0.23	0.36 +/- 0.24	0.77	2.13	G,TI
13981-50-5	Co-57	0.027 +/- 0.061	-0.060 +/- 0.062	1.01	2.13	U,G
13981-38-9	Co-58	0.02 +/- 0.12	0.078 +/- 0.097	0.35	2.13	U,G
10198-40-0	Co-60	-0.088 +/- 0.080	0.007 +/- 0.075	0.87	2.13	U,G
14392-02-0	Cr-51	0.2 +/- 1.7	0.3 +/- 1.6	0.06	2.13	U,G
13967-70-9	Cs-134	-0.01 +/- 0.13	-0.023 +/- 0.091	0.10	2.13	U,G
10045-97-3	Cs-137	0.28 +/- 0.13	0.46 +/- 0.15	0.92	2.13	G
14683-23-9	Eu-152	-0.33 +/- 0.51	-0.10 +/- 0.43	0.36	2.13	U,G

Comments:

Duplicate Qualifiers/Flags:

U - Result is less than the sample specific MDC.
Y1 - Chemical Yield is in control at 100-110%. Quantitative yield is assumed.
Y2 - Chemical Yield outside default limits.
W - DER is greater than Warning Limit of 1.42
D - DER is greater than Control Limit of 2.13
LT - Result is less than Request MDC, greater than sample specific MDC
M - Requested MDC not met.
M3 - The requested MDC was not met, but the reported activity is greater than the reported MDC.
L - LCS Recovery below lower control limit.
H - LCS Recovery above upper control limit.
P - LCS, Matrix Spike Recovery within control limits.
N - Matrix Spike Recovery outside control limits
SQ - Spectral quality prevents accurate quantitation.
SI - Nuclide identification and/or quantitation is tentative.
TI - Nuclide identification is tentative.
R - Nuclide has exceeded 8 halflives.
G - Sample density differs by more than 15% of LCS density.

Abbreviations:

TPU - Total Propagated Uncertainty (see PAI SOP 743)
DER - Duplicate Error Ratio
BDL - Below Detection Limit
NR - Not Reported

Data Package ID: *GSS0408172-1*

Gamma Spectroscopy Results

PAI 713 Rev 8

Duplicate Sample Results (DER)

Lab Name: Paragon Analytics
Work Order Number: 0408172
Client Name: New World Technologies
ClientProject ID: Ravenna GA00563

Field ID: SU5-C1
Lab ID: 0408172-14DUP

Library: FANP

Sample Matrix: SOIL
Prep SOP: PAI 739 Rev 8
Date Collected: 12-Aug-04
Date Prepared: 10-Sep-04
Date Analyzed: 27-Sep-04

Prep Batch: GS040910-3
QCBatchID: GS040910-3-1
Run ID: gs040910-3a
Count Time: 30 minutes
Report Basis: Dry Weight

Final Aliquot: 279 g
Prep Basis: Dry Weight
Moisture(%): NA
Result Units: pCi/g
File Name: 040479D05A

15585-10-1	Eu-154	0.16 +/- 0.36	-0.17 +/- 0.33	0.69	2.13	U,G
14391-16-3	Eu-155	0.22 +/- 0.28	0.03 +/- 0.27	0.49	2.13	U,G
14596-12-4	Fe-59	0.19 +/- 0.31	0.10 +/- 0.28	0.23	2.13	U,G
10043-66-0	I-131	-0.4 +/- 3.6	2.4 +/- 3.4	0.56	2.13	U,G
13966-00-2	K-40	4.4 +/- 1.9	7.0 +/- 2.0	0.96	2.13	G
13966-31-9	Mn-54	-0.054 +/- 0.096	-0.005 +/- 0.094	0.37	2.13	U,G
13966-32-0	Na-22	0.016 +/- 0.082	0.02 +/- 0.10	0.05	2.13	U,G
14681-63-1	Nb-94	0.09 +/- 0.10	0.012 +/- 0.078	0.62	2.13	U,G
13967-76-5	Nb-95	0.12 +/- 0.14	-0.13 +/- 0.13	1.31	2.13	U,G
15100-28-4	Pa-234m	-5 +/- 11	1.3 +/- 8.7	0.45	2.13	U,G
15092-94-1	Pb-212	1.68 +/- 0.33	1.28 +/- 0.30	0.92	2.13	G
15067-28-4	Pb-214	0.80 +/- 0.23	0.64 +/- 0.22	0.50	2.13	G,J
13967-48-1	Ru-106	0.07 +/- 0.81	-0.24 +/- 0.81	0.27	2.13	U,G
14683-10-4	Sb-124	-0.05 +/- 0.17	-0.05 +/- 0.14	0.03	2.13	U,G
14234-35-6	Sb-125	0.10 +/- 0.24	0.15 +/- 0.20	0.16	2.13	U,G
13967-63-0	Sc-46	0.01 +/- 0.11	-0.09 +/- 0.11	0.67	2.13	U,G
15623-47-9	Th-227	-0.31 +/- 0.76	-3 +/- 14	0.23	2.13	U,G
15065-10-8	Th-234	2.9 +/- 2.1	1.2 +/- 1.9	0.57	2.13	U,G
14913-50-9	Tl-208	0.54 +/- 0.16	0.46 +/- 0.14	0.35	2.13	G

Comments:

Duplicate Qualifiers/Flags:

U - Result is less than the sample specific MDC.
Y1 - Chemical Yield is in control at 100-110%. Quantitative yield is assumed.
Y2 - Chemical Yield outside default limits.
W - DER is greater than Warning Limit of 1.42
D - DER is greater than Control Limit of 2.13
LT - Result is less than Request MDC, greater than sample specific MDC
M - Requested MDC not met.
M3 - The requested MDC was not met, but the reported activity is greater than the reported MDC.
L - LCS Recovery below lower control limit.
H - LCS Recovery above upper control limit.
P - LCS, Matrix Spike Recovery within control limits.
N - Matrix Spike Recovery outside control limits
SQ - Spectral quality prevents accurate quantitation.
SI - Nuclide identification and/or quantitation is tentative.
TI - Nuclide identification is tentative.
R - Nuclide has exceeded 8 halflives.
G - Sample density differs by more than 15% of LCS density.

Abbreviations:

TPU - Total Propagated Uncertainty (see PAI SOP 743)
DER - Duplicate Error Ratio
BDL - Below Detection Limit
NR - Not Reported

Data Package ID: *GSS0408172-1*

Gamma Spectroscopy Results

PAI 713 Rev 8

Duplicate Sample Results (DER)

Lab Name: Paragon Analytics
Work Order Number: 0408172
Client Name: New World Technologies
ClientProject ID: Ravenna GA00563

Field ID: SU5-C1
Lab ID: 0408172-14DUP

Library: FANP

Sample Matrix: SOIL
Prep SOP: PAI 739 Rev 8
Date Collected: 12-Aug-04
Date Prepared: 10-Sep-04
Date Analyzed: 27-Sep-04

Prep Batch: GS040910-3
QCBatchID: GS040910-3-1
Run ID: gs040910-3a
Count Time: 30 minutes
Report Basis: Dry Weight

Final Aliquot: 279 g
Prep Basis: Dry Weight
Moisture(%): NA
Result Units: pCi/g
File Name: 040479D05A

15117-96-1	U-235	0.25 +/- 0.49	0.16 +/- 0.44	0.15	2.13	U,G
13982-39-3	Zn-65	-0.43 +/- 0.32	-0.29 +/- 0.26	0.34	2.13	U,G

Comments:

Duplicate Qualifiers/Flags:

U - Result is less than the sample specific MDC.
Y1 - Chemical Yield is in control at 100-110%. Quantitative yield is assumed.
Y2 - Chemical Yield outside default limits.
W - DER is greater than Warning Limit of 1.42
D - DER is greater than Control Limit of 2.13
LT - Result is less than Request MDC, greater than sample specific MDC
M - Requested MDC not met.
M3 - The requested MDC was not met, but the reported activity is greater than the reported MDC.
L - LCS Recovery below lower control limit.
H - LCS Recovery above upper control limit.
P - LCS, Matrix Spike Recovery within control limits.
N - Matrix Spike Recovery outside control limits

SQ - Spectral quality prevents accurate quantitation.
SI - Nuclide identification and/or quantitation is tentative.
TI - Nuclide identification is tentative.
R - Nuclide has exceeded 8 halflives.
G - Sample density differs by more than 15% of LCS density.

Abbreviations:

TPU - Total Propagated Uncertainty (see PAI SOP 743)
DER - Duplicate Error Ratio
BDL - Below Detection Limit
NR - Not Reported

Data Package ID: *GSS0408172-1*

PARAGON ANALYTICS
Radiochemistry Data Package

3

Section 3

INDIVIDUAL SAMPLE RESULTS

Gamma Spectroscopy Results

PAI 713 Rev 8

Sample Results

Lab Name: Paragon Analytics
Work Order Number: 0408172
Client Name: New World Technologies
ClientProject ID: Ravenna GA00563

Field ID: SU5-B2
Lab ID: 0408172-1

Library: FANP

Sample Matrix: SOIL
Prep SOP: PAI 739 Rev 8
Date Collected: 12-Aug-04
Date Prepared: 10-Sep-04
Date Analyzed: 21-Sep-04

Prep Batch: GS040910-3
QCBatchID: GS040910-3-1
Run ID: gs040910-3a
Count Time: 30 minutes
Report Basis: Dry Weight

Final Aliquot: 286 g
Prep Basis: Dry Weight
Moisture(%): NA
Result Units: pCi/g
File Name: 040448D05A

CASNO	Target Nuclide	Result +/- 2 s TPU	MDC	Lab Qualifier
14331-83-0	Ac-228	0.86 +/- 0.31	0.49	LT,G
14391-76-5	Ag-110m	0.01 +/- 0.10	0.18	U,G
14682-66-7	Al-26	-0.012 +/- 0.088	0.181	U,G
14596-10-2	Am-241	-0.04 +/- 0.64	1.16	U,G
13966-02-4	Be-7	-0.17 +/- 0.93	1.76	U,G
14913-49-6	Bi-212	0.5 +/- 1.0	1.8	U,G
14733-03-0	Bi-214	0.72 +/- 0.24	0.29	G,J
13982-30-4	Ce-139	-0.017 +/- 0.065	0.119	U,G
14762-78-8	Ce-144	0.21 +/- 0.42	0.70	U,G
14093-03-9	Co-56	0.08 +/- 0.20	0.35	U,G
13981-50-5	Co-57	0.009 +/- 0.055	0.096	U,G
13981-38-9	Co-58	0.01 +/- 0.11	0.21	U,G
10198-40-0	Co-60	0.028 +/- 0.072	0.130	U,G
14392-02-0	Cr-51	0.7 +/- 1.2	2.1	U,G
13967-70-9	Cs-134	0.011 +/- 0.078	0.140	U,G

Comments:

Qualifiers/Flags:

U - Result is less than the sample specific MDC or less than the associated TPU

Y1 - Chemical Yield is in control at 100-110%. Quantitative Yield is assumed.

Y2 - Chemical Yield outside default limits.

LT - Result is less than Requested MDC, greater than sample specific MDC.

M3 - The requested MDC was not met, but the reported activity is greater than the reported MDC.

M - The requested MDC was not met.

SQ - Spectral quality prevents accurate quantitation.

SI - Nuclide identification and/or quantitation is tentative.

TI - Nuclide identification is tentative.

R - Nuclide has exceeded 8 halflives.

G - Sample density differs by more than 15% of LCS density.

Abbreviations:

TPU - Total Propagated Uncertainty (see PAI SOP 743)

MDC - Minimum Detectable Concentration (see PAI SOP 709)

BDL - Below Detection Limit

Data Package ID: *GSS0408172-1*

Gamma Spectroscopy Results

PAI 713 Rev 8

Sample Results

Lab Name: Paragon Analytics
Work Order Number: 0408172
Client Name: New World Technologies
ClientProject ID: Ravenna GA00563

Field ID: SU5-B2
Lab ID: 0408172-1

Library: FANP

Sample Matrix: SOIL
Prep SOP: PAI 739 Rev 8
Date Collected: 12-Aug-04
Date Prepared: 10-Sep-04
Date Analyzed: 21-Sep-04

Prep Batch: GS040910-3
QCBatchID: GS040910-3-1
Run ID: gs040910-3a
Count Time: 30 minutes
Report Basis: Dry Weight

Final Aliquot: 286 g
Prep Basis: Dry Weight
Moisture(%): NA
Result Units: pCi/g
File Name: 040448D05A

CASNO	Target Nuclide	Result +/- 2 s TPU	MDC	Lab Qualifier
10045-97-3	Cs-137	0.41 +/- 0.13	0.14	G
14683-23-9	Eu-152	0.05 +/- 0.33	0.64	U,G
15585-10-1	Eu-154	-0.17 +/- 0.34	0.74	U,G
14391-16-3	Eu-155	0.01 +/- 0.24	0.42	U,G
14596-12-4	Fe-59	-0.14 +/- 0.26	0.55	U,G
10043-66-0	I-131	1.1 +/- 2.0	3.4	U,G
13966-00-2	K-40	4.8 +/- 1.7	1.9	G
13966-31-9	Mn-54	0.058 +/- 0.081	0.135	U,G
13966-32-0	Na-22	0 +/- 0.10	0.19	U,G
14681-63-1	Nb-94	0.012 +/- 0.068	0.124	U,G
13967-76-5	Nb-95	-0.06 +/- 0.13	0.25	U,G
15100-28-4	Pa-234m	3 +/- 11	20	U,G
15092-94-1	Pb-212	0.73 +/- 0.23	0.28	G
15067-28-4	Pb-214	0.80 +/- 0.22	0.28	G,J
13967-48-1	Ru-106	0.12 +/- 0.69	1.26	U,G

Comments:

Qualifiers/Flags:

U - Result is less than the sample specific MDC or less than the associated TPU

Y1 - Chemical Yield is in control at 100-110%. Quantitative Yield is assumed.

Y2 - Chemical Yield outside default limits.

LT - Result is less than Requested MDC, greater than sample specific MDC.

M3 - The requested MDC was not met, but the reported activity is greater than the reported MDC.

M - The requested MDC was not met.

SQ - Spectral quality prevents accurate quantitation.

SI - Nuclide identification and/or quantitation is tentative.

TI - Nuclide identification is tentative.

R - Nuclide has exceeded 8 halflives.

G - Sample density differs by more than 15% of LCS density.

Abbreviations:

TPU - Total Propagated Uncertainty (see PAI SOP 743)

MDC - Minimum Detectable Concentration (see PAI SOP 709)

BDL - Below Detection Limit

Data Package ID: *GSS0408172-1*

Gamma Spectroscopy Results

PAI 713 Rev 8

Sample Results

Lab Name: Paragon Analytics
Work Order Number: 0408172
Client Name: New World Technologies
ClientProject ID: Ravenna GA00563

Field ID: SU5-B2
Lab ID: 0408172-1

Library: FANP

Sample Matrix: SOIL
Prep SOP: PAI 739 Rev 8
Date Collected: 12-Aug-04
Date Prepared: 10-Sep-04
Date Analyzed: 21-Sep-04

Prep Batch: GS040910-3
QCBatchID: GS040910-3-1
Run ID: gs040910-3a
Count Time: 30 minutes
Report Basis: Dry Weight

Final Aliquot: 286 g
Prep Basis: Dry Weight
Moisture(%): NA
Result Units: pCi/g
File Name: 040448D05A

CASNO	Target Nuclide	Result +/- 2 s TPU	MDC	Lab Qualifier
14683-10-4	Sb-124	-0.01 +/- 0.12	0.22	U,G
14234-35-6	Sb-125	0.04 +/- 0.18	0.33	U,G
13967-63-0	Sc-46	-0.029 +/- 0.093	0.189	U,G
15623-47-9	Th-227	0.34 +/- 0.64	1.03	U,G
15065-10-8	Th-234	1.4 +/- 1.8	2.9	U,G
14913-50-9	Tl-208	0.25 +/- 0.12	0.15	G
15117-96-1	U-235	-0.17 +/- 0.41	0.75	U,G
13982-39-3	Zn-65	0 +/- 0.18	0.35	U,G

Comments:

Qualifiers/Flags:

U - Result is less than the sample specific MDC or less than the associated TPU

Y1 - Chemical Yield is in control at 100-110%. Quantitative Yield is assumed.

Y2 - Chemical Yield outside default limits.

LT - Result is less than Requested MDC, greater than sample specific MDC.

M3 - The requested MDC was not met, but the reported activity is greater than the reported MDC.

M - The requested MDC was not met.

SQ - Spectral quality prevents accurate quantitation.

SI - Nuclide identification and/or quantitation is tentative.

TI - Nuclide identification is tentative.

R - Nuclide has exceeded 8 halflives.

G - Sample density differs by more than 15% of LCS density.

Abbreviations:

TPU - Total Propagated Uncertainty (see PAI SOP 743)

MDC - Minimum Detectable Concentration (see PAI SOP 709)

BDL - Below Detection Limit

Data Package ID: *GSS0408172-1*

Gamma Spectroscopy Results

PAI 713 Rev 8

Sample Results

Lab Name: Paragon Analytics
Work Order Number: 0408172
Client Name: New World Technologies
ClientProject ID: Ravenna GA00563

Field ID: SU5-E2
Lab ID: 0408172-2

Library: FANP

Sample Matrix: SOIL
Prep SOP: PAI 739 Rev 8
Date Collected: 12-Aug-04
Date Prepared: 10-Sep-04
Date Analyzed: 21-Sep-04

Prep Batch: GS040910-3
QCBatchID: GS040910-3-1
Run ID: gs040910-3a
Count Time: 30 minutes
Report Basis: Dry Weight

Final Aliquot: 288 g
Prep Basis: Dry Weight
Moisture(%): NA
Result Units: pCi/g
File Name: 040396D09A

CASNO	Target Nuclide	Result +/- 2 s TPU	MDC	Lab Qualifier
14331-83-0	Ac-228	2.08 +/- 0.44	0.56	G
14391-76-5	Ag-110m	-0.05 +/- 0.11	0.22	U,G
14682-66-7	Al-26	-0.016 +/- 0.095	0.192	U,G
14596-10-2	Am-241	1.0 +/- 1.9	3.2	U,G
13966-02-4	Be-7	-0.04 +/- 0.82	1.51	U,G
14913-49-6	Bi-212	2.9 +/- 1.7	2.5	G
14733-03-0	Bi-214	1.05 +/- 0.28	0.28	G,J
13982-30-4	Ce-139	0.073 +/- 0.096	0.158	U,G
14762-78-8	Ce-144	-0.46 +/- 0.57	1.04	U,G
14093-03-9	Co-56	0.27 +/- 0.21	0.32	U,G
13981-50-5	Co-57	-0.052 +/- 0.078	0.142	U,G
13981-38-9	Co-58	-0.05 +/- 0.10	0.20	U,G
10198-40-0	Co-60	-0.019 +/- 0.097	0.188	U,G
14392-02-0	Cr-51	-1.2 +/- 1.6	2.9	U,G
13967-70-9	Cs-134	-0.018 +/- 0.079	0.145	U,G

Comments:

Qualifiers/Flags:

U - Result is less than the sample specific MDC or less than the associated TPU

Y1 - Chemical Yield is in control at 100-110%. Quantitative Yield is assumed.

Y2 - Chemical Yield outside default limits.

LT - Result is less than Requested MDC, greater than sample specific MDC.

M3 - The requested MDC was not met, but the reported activity is greater than the reported MDC.

M - The requested MDC was not met.

SQ - Spectral quality prevents accurate quantitation.

SI - Nuclide identification and/or quantitation is tentative.

TI - Nuclide identification is tentative.

R - Nuclide has exceeded 8 halflives.

G - Sample density differs by more than 15% of LCS density.

Abbreviations:

TPU - Total Propagated Uncertainty (see PAI SOP 743)

MDC - Minimum Detectable Concentration (see PAI SOP 709)

BDL - Below Detection Limit

Data Package ID: *GSS0408172-1*

Gamma Spectroscopy Results

PAI 713 Rev 8

Sample Results

Lab Name: Paragon Analytics
Work Order Number: 0408172
Client Name: New World Technologies
ClientProject ID: Ravenna GA00563

Field ID: SU5-E2
Lab ID: 0408172-2

Library: FANP

Sample Matrix: SOIL
Prep SOP: PAI 739 Rev 8
Date Collected: 12-Aug-04
Date Prepared: 10-Sep-04
Date Analyzed: 21-Sep-04

Prep Batch: GS040910-3
QCBatchID: GS040910-3-1
Run ID: gs040910-3a
Count Time: 30 minutes
Report Basis: Dry Weight

Final Aliquot: 288 g
Prep Basis: Dry Weight
Moisture(%): NA
Result Units: pCi/g
File Name: 040396D09A

CASNO	Target Nuclide	Result +/- 2 s TPU	MDC	Lab Qualifier
10045-97-3	Cs-137	0.49 +/- 0.15	0.16	G
14683-23-9	Eu-152	0.01 +/- 0.39	0.75	U,G
15585-10-1	Eu-154	0.26 +/- 0.38	0.63	U,G
14391-16-3	Eu-155	-0.01 +/- 0.35	0.62	U,G
14596-12-4	Fe-59	-0.15 +/- 0.26	0.54	U,G
10043-66-0	I-131	1.6 +/- 2.0	3.3	U,G
13966-00-2	K-40	5.7 +/- 1.8	1.7	G
13966-31-9	Mn-54	0.048 +/- 0.082	0.138	U,G
13966-32-0	Na-22	-0.08 +/- 0.10	0.21	U,G
14681-63-1	Nb-94	-0.015 +/- 0.083	0.153	U,G
13967-76-5	Nb-95	0 +/- 0.13	0.23	U,G
15100-28-4	Pa-234m	5 +/- 12	22	U,G
15092-94-1	Pb-212	2.86 +/- 0.46	0.28	G
15067-28-4	Pb-214	0.98 +/- 0.23	0.28	G,J
13967-48-1	Ru-106	0.87 +/- 0.76	1.16	U,G

Comments:

Qualifiers/Flags:

U - Result is less than the sample specific MDC or less than the associated TPU

Y1 - Chemical Yield is in control at 100-110%. Quantitative Yield is assumed.

Y2 - Chemical Yield outside default limits.

LT - Result is less than Requested MDC, greater than sample specific MDC.

M3 - The requested MDC was not met, but the reported activity is greater than the reported MDC.

M - The requested MDC was not met.

SQ - Spectral quality prevents accurate quantitation.

SI - Nuclide identification and/or quantitation is tentative.

TI - Nuclide identification is tentative.

R - Nuclide has exceeded 8 halflives.

G - Sample density differs by more than 15% of LCS density.

Abbreviations:

TPU - Total Propagated Uncertainty (see PAI SOP 743)

MDC - Minimum Detectable Concentration (see PAI SOP 709)

BDL - Below Detection Limit

Data Package ID: *GSS0408172-1*

Gamma Spectroscopy Results

PAI 713 Rev 8

Sample Results

Lab Name: Paragon Analytics
Work Order Number: 0408172
Client Name: New World Technologies
ClientProject ID: Ravenna GA00563

Field ID: SU5-E2
Lab ID: 0408172-2

Library: FANP

Sample Matrix: SOIL
Prep SOP: PAI 739 Rev 8
Date Collected: 12-Aug-04
Date Prepared: 10-Sep-04
Date Analyzed: 21-Sep-04

Prep Batch: GS040910-3
QCBatchID: GS040910-3-1
Run ID: gs040910-3a
Count Time: 30 minutes
Report Basis: Dry Weight

Final Aliquot: 288 g
Prep Basis: Dry Weight
Moisture(%): NA
Result Units: pCi/g
File Name: 040396D09A

CASNO	Target Nuclide	Result +/- 2 s TPU	MDC	Lab Qualifier
14683-10-4	Sb-124	-0.05 +/- 0.12	0.22	U,G
14234-35-6	Sb-125	-0.10 +/- 0.22	0.42	U,G
13967-63-0	Sc-46	0.017 +/- 0.095	0.174	U,G
15623-47-9	Th-227	-0.36 +/- 0.93	1.64	U,G
15065-10-8	Th-234	1.2 +/- 2.3	3.9	U,G
14913-50-9	Tl-208	0.66 +/- 0.15	0.13	G
15117-96-1	U-235	0.15 +/- 0.49	0.84	U,G
13982-39-3	Zn-65	-0.12 +/- 0.24	0.47	U,G

Comments:

Qualifiers/Flags:

U - Result is less than the sample specific MDC or less than the associated TPU

Y1 - Chemical Yield is in control at 100-110%. Quantitative Yield is assumed.

Y2 - Chemical Yield outside default limits.

LT - Result is less than Requested MDC, greater than sample specific MDC.

M3 - The requested MDC was not met, but the reported activity is greater than the reported MDC.

M - The requested MDC was not met.

SQ - Spectral quality prevents accurate quantitation.

SI - Nuclide identification and/or quantitation is tentative.

TI - Nuclide identification is tentative.

R - Nuclide has exceeded 8 halflives.

G - Sample density differs by more than 15% of LCS density.

Abbreviations:

TPU - Total Propagated Uncertainty (see PAI SOP 743)

MDC - Minimum Detectable Concentration (see PAI SOP 709)

BDL - Below Detection Limit

Data Package ID: *GSS0408172-1*

Gamma Spectroscopy Results

PAI 713 Rev 8

Sample Results

Lab Name: Paragon Analytics
Work Order Number: 0408172
Client Name: New World Technologies
ClientProject ID: Ravenna GA00563

Field ID: SU5-A4
Lab ID: 0408172-3

Library: FANP

Sample Matrix: SOIL
Prep SOP: PAI 739 Rev 8
Date Collected: 12-Aug-04
Date Prepared: 10-Sep-04
Date Analyzed: 21-Sep-04

Prep Batch: GS040910-3
QCBatchID: GS040910-3-1
Run ID: gs040910-3a
Count Time: 30 minutes
Report Basis: Dry Weight

Final Aliquot: 277 g
Prep Basis: Dry Weight
Moisture(%): NA
Result Units: pCi/g
File Name: 042264D01A

CASNO	Target Nuclide	Result +/- 2 s TPU	MDC	Lab Qualifier
14331-83-0	Ac-228	1.03 +/- 0.37	0.51	G
14391-76-5	Ag-110m	-0.08 +/- 0.16	0.31	U,G
14682-66-7	Al-26	-0.063 +/- 0.073	0.202	U,G
14596-10-2	Am-241	-0.30 +/- 0.66	1.25	U,G
13966-02-4	Be-7	0.2 +/- 1.0	1.8	U,G
14913-49-6	Bi-212	2.0 +/- 1.5	2.2	U,G
14733-03-0	Bi-214	0.79 +/- 0.28	0.32	G,J
13982-30-4	Ce-139	-0.024 +/- 0.074	0.136	U,G
14762-78-8	Ce-144	-0.05 +/- 0.45	0.82	U,G
14093-03-9	Co-56	0.11 +/- 0.21	0.36	U,G
13981-50-5	Co-57	-0.015 +/- 0.062	0.113	U,G
13981-38-9	Co-58	0 +/- 0.10	0.20	U,G
10198-40-0	Co-60	-0.062 +/- 0.079	0.192	U,G
14392-02-0	Cr-51	-0.4 +/- 1.4	2.6	U,G
13967-70-9	Cs-134	-0.040 +/- 0.097	0.186	U,G

Comments:

Qualifiers/Flags:

U - Result is less than the sample specific MDC or less than the associated TPU

Y1 - Chemical Yield is in control at 100-110%. Quantitative Yield is assumed.

Y2 - Chemical Yield outside default limits.

LT - Result is less than Requested MDC, greater than sample specific MDC.

M3 - The requested MDC was not met, but the reported activity is greater than the reported MDC.

M - The requested MDC was not met.

SQ - Spectral quality prevents accurate quantitation.

SI - Nuclide identification and/or quantitation is tentative.

TI - Nuclide identification is tentative.

R - Nuclide has exceeded 8 halflives.

G - Sample density differs by more than 15% of LCS density.

Abbreviations:

TPU - Total Propagated Uncertainty (see PAI SOP 743)

MDC - Minimum Detectable Concentration (see PAI SOP 709)

BDL - Below Detection Limit

Data Package ID: *GSS0408172-1*

Gamma Spectroscopy Results

PAI 713 Rev 8

Sample Results

Lab Name: Paragon Analytics
Work Order Number: 0408172
Client Name: New World Technologies
ClientProject ID: Ravenna GA00563

Field ID: SU5-A4
Lab ID: 0408172-3

Library: FANP

Sample Matrix: SOIL
Prep SOP: PAI 739 Rev 8
Date Collected: 12-Aug-04
Date Prepared: 10-Sep-04
Date Analyzed: 21-Sep-04

Prep Batch: GS040910-3
QCBatchID: GS040910-3-1
Run ID: gs040910-3a
Count Time: 30 minutes
Report Basis: Dry Weight

Final Aliquot: 277 g
Prep Basis: Dry Weight
Moisture(%): NA
Result Units: pCi/g
File Name: 042264D01A

CASNO	Target Nuclide	Result +/- 2 s TPU	MDC	Lab Qualifier
10045-97-3	Cs-137	0.79 +/- 0.21	0.18	G
14683-23-9	Eu-152	-0.19 +/- 0.47	1.01	U,G
15585-10-1	Eu-154	-0.27 +/- 0.45	0.98	U,G
14391-16-3	Eu-155	0.04 +/- 0.29	0.51	U,G
14596-12-4	Fe-59	0.01 +/- 0.31	0.60	U,G
10043-66-0	I-131	1.1 +/- 2.5	4.4	U,G
13966-00-2	K-40	4.4 +/- 1.8	2.0	G
13966-31-9	Mn-54	0.02 +/- 0.11	0.20	U,G
13966-32-0	Na-22	0.006 +/- 0.069	0.143	U,G
14681-63-1	Nb-94	0.11 +/- 0.10	0.16	U,G
13967-76-5	Nb-95	-0.04 +/- 0.14	0.27	U,G
15100-28-4	Pa-234m	8 +/- 16	27	U,G
15092-94-1	Pb-212	0.96 +/- 0.26	0.30	G
15067-28-4	Pb-214	0.77 +/- 0.22	0.30	G,J
13967-48-1	Ru-106	0.14 +/- 0.78	1.43	U,G

Comments:

Qualifiers/Flags:

U - Result is less than the sample specific MDC or less than the associated TPU

Y1 - Chemical Yield is in control at 100-110%. Quantitative Yield is assumed.

Y2 - Chemical Yield outside default limits.

LT - Result is less than Requested MDC, greater than sample specific MDC.

M3 - The requested MDC was not met, but the reported activity is greater than the reported MDC.

M - The requested MDC was not met.

SQ - Spectral quality prevents accurate quantitation.

SI - Nuclide identification and/or quantitation is tentative.

TI - Nuclide identification is tentative.

R - Nuclide has exceeded 8 halflives.

G - Sample density differs by more than 15% of LCS density.

Abbreviations:

TPU - Total Propagated Uncertainty (see PAI SOP 743)

MDC - Minimum Detectable Concentration (see PAI SOP 709)

BDL - Below Detection Limit

Data Package ID: *GSS0408172-1*

Gamma Spectroscopy Results

PAI 713 Rev 8

Sample Results

Lab Name: Paragon Analytics
Work Order Number: 0408172
Client Name: New World Technologies
ClientProject ID: Ravenna GA00563

Field ID: SU5-A4
Lab ID: 0408172-3

Library: FANP

Sample Matrix: SOIL
Prep SOP: PAI 739 Rev 8
Date Collected: 12-Aug-04
Date Prepared: 10-Sep-04
Date Analyzed: 21-Sep-04

Prep Batch: GS040910-3
QCBatchID: GS040910-3-1
Run ID: gs040910-3a
Count Time: 30 minutes
Report Basis: Dry Weight

Final Aliquot: 277 g
Prep Basis: Dry Weight
Moisture(%): NA
Result Units: pCi/g
File Name: 042264D01A

CASNO	Target Nuclide	Result +/- 2 s TPU	MDC	Lab Qualifier
14683-10-4	Sb-124	0 +/- 0.15	0.27	U,G
14234-35-6	Sb-125	0.21 +/- 0.22	0.35	U,G
13967-63-0	Sc-46	0.01 +/- 0.12	0.23	U,G
15623-47-9	Th-227	-3 +/- 13	21	U,G
15065-10-8	Th-234	-0.4 +/- 1.8	3.1	U,G
14913-50-9	Tl-208	0.44 +/- 0.15	0.17	G
15117-96-1	U-235	-0.13 +/- 0.50	0.90	U,G
13982-39-3	Zn-65	-0.05 +/- 0.27	0.52	U,G

Comments:

Qualifiers/Flags:

U - Result is less than the sample specific MDC or less than the associated TPU

Y1 - Chemical Yield is in control at 100-110%. Quantitative Yield is assumed.

Y2 - Chemical Yield outside default limits.

LT - Result is less than Requested MDC, greater than sample specific MDC.

M3 - The requested MDC was not met, but the reported activity is greater than the reported MDC.

M - The requested MDC was not met.

SQ - Spectral quality prevents accurate quantitation.

SI - Nuclide identification and/or quantitation is tentative.

TI - Nuclide identification is tentative.

R - Nuclide has exceeded 8 halflives.

G - Sample density differs by more than 15% of LCS density.

Abbreviations:

TPU - Total Propagated Uncertainty (see PAI SOP 743)

MDC - Minimum Detectable Concentration (see PAI SOP 709)

BDL - Below Detection Limit

Data Package ID: *GSS0408172-1*

Gamma Spectroscopy Results

PAI 713 Rev 8

Sample Results

Lab Name: Paragon Analytics
Work Order Number: 0408172
Client Name: New World Technologies
ClientProject ID: Ravenna GA00563

Field ID: SU5-B3
Lab ID: 0408172-4

Library: FANP

Sample Matrix: SOIL
Prep SOP: PAI 739 Rev 8
Date Collected: 12-Aug-04
Date Prepared: 10-Sep-04
Date Analyzed: 21-Sep-04

Prep Batch: GS040910-3
QCBatchID: GS040910-3-1
Run ID: gs040910-3a
Count Time: 30 minutes
Report Basis: Dry Weight

Final Aliquot: 312 g
Prep Basis: Dry Weight
Moisture(%): NA
Result Units: pCi/g
File Name: 042265D01A

CASNO	Target Nuclide	Result +/- 2 s TPU	MDC	Lab Qualifier
14331-83-0	Ac-228	0.42 +/- 0.30	0.58	U,G
14391-76-5	Ag-110m	-0.01 +/- 0.12	0.22	U,G
14682-66-7	Al-26	0.014 +/- 0.028	0.038	U,G
14596-10-2	Am-241	0 +/- 0.52	0.95	U,G
13966-02-4	Be-7	-0.40 +/- 0.69	1.47	U,G
14913-49-6	Bi-212	0 +/- 0.99	1.91	U,G
14733-03-0	Bi-214	0.45 +/- 0.24	0.32	G,J
13982-30-4	Ce-139	-0.019 +/- 0.058	0.108	U,G
14762-78-8	Ce-144	-0.16 +/- 0.34	0.65	U,G
14093-03-9	Co-56	0.10 +/- 0.17	0.30	U,G
13981-50-5	Co-57	-0.011 +/- 0.045	0.083	U,G
13981-38-9	Co-58	0.049 +/- 0.088	0.152	U,G
10198-40-0	Co-60	0.050 +/- 0.077	0.130	U,G
14392-02-0	Cr-51	-0.3 +/- 1.1	2.1	U,G
13967-70-9	Cs-134	0.01 +/- 0.11	0.19	U,G

Comments:

Qualifiers/Flags:

U - Result is less than the sample specific MDC or less than the associated TPU

Y1 - Chemical Yield is in control at 100-110%. Quantitative Yield is assumed.

Y2 - Chemical Yield outside default limits.

LT - Result is less than Requested MDC, greater than sample specific MDC.

M3 - The requested MDC was not met, but the reported activity is greater than the reported MDC.

M - The requested MDC was not met.

SQ - Spectral quality prevents accurate quantitation.

SI - Nuclide identification and/or quantitation is tentative.

TI - Nuclide identification is tentative.

R - Nuclide has exceeded 8 halflives.

G - Sample density differs by more than 15% of LCS density.

Abbreviations:

TPU - Total Propagated Uncertainty (see PAI SOP 743)

MDC - Minimum Detectable Concentration (see PAI SOP 709)

BDL - Below Detection Limit

Data Package ID: *GSS0408172-1*

Gamma Spectroscopy Results

PAI 713 Rev 8

Sample Results

Lab Name: Paragon Analytics
Work Order Number: 0408172
Client Name: New World Technologies
ClientProject ID: Ravenna GA00563

Field ID: SU5-B3
Lab ID: 0408172-4

Library: FANP

Sample Matrix: SOIL
Prep SOP: PAI 739 Rev 8
Date Collected: 12-Aug-04
Date Prepared: 10-Sep-04
Date Analyzed: 21-Sep-04

Prep Batch: GS040910-3
QCBatchID: GS040910-3-1
Run ID: gs040910-3a
Count Time: 30 minutes
Report Basis: Dry Weight

Final Aliquot: 312 g
Prep Basis: Dry Weight
Moisture(%): NA
Result Units: pCi/g
File Name: 042265D01A

CASNO	Target Nuclide	Result +/- 2 s TPU	MDC	Lab Qualifier
10045-97-3	Cs-137	0.25 +/- 0.11	0.13	G
14683-23-9	Eu-152	0.05 +/- 0.47	0.90	U,G
15585-10-1	Eu-154	-0.34 +/- 0.50	1.05	U,G
14391-16-3	Eu-155	0.01 +/- 0.20	0.37	U,G
14596-12-4	Fe-59	0.04 +/- 0.28	0.53	U,G
10043-66-0	I-131	0.2 +/- 2.1	3.8	U,G
13966-00-2	K-40	5.0 +/- 1.8	1.8	G
13966-31-9	Mn-54	0 +/- 0.085	0.161	U,G
13966-32-0	Na-22	0.027 +/- 0.069	0.127	U,G
14681-63-1	Nb-94	0.056 +/- 0.081	0.134	U,G
13967-76-5	Nb-95	0 +/- 0.10	0.20	U,G
15100-28-4	Pa-234m	4 +/- 12	22	U,G
15092-94-1	Pb-212	0.43 +/- 0.18	0.25	G
15067-28-4	Pb-214	0.43 +/- 0.16	0.23	G,J
13967-48-1	Ru-106	0.50 +/- 0.69	1.14	U,G

Comments:

Qualifiers/Flags:

U - Result is less than the sample specific MDC or less than the associated TPU

Y1 - Chemical Yield is in control at 100-110%. Quantitative Yield is assumed.

Y2 - Chemical Yield outside default limits.

LT - Result is less than Requested MDC, greater than sample specific MDC.

M3 - The requested MDC was not met, but the reported activity is greater than the reported MDC.

M - The requested MDC was not met.

SQ - Spectral quality prevents accurate quantitation.

SI - Nuclide identification and/or quantitation is tentative.

TI - Nuclide identification is tentative.

R - Nuclide has exceeded 8 halflives.

G - Sample density differs by more than 15% of LCS density.

Abbreviations:

TPU - Total Propagated Uncertainty (see PAI SOP 743)

MDC - Minimum Detectable Concentration (see PAI SOP 709)

BDL - Below Detection Limit

Data Package ID: *GSS0408172-1*

Gamma Spectroscopy Results

PAI 713 Rev 8

Sample Results

Lab Name: Paragon Analytics
Work Order Number: 0408172
Client Name: New World Technologies
ClientProject ID: Ravenna GA00563

Field ID: SU5-B3
Lab ID: 0408172-4

Library: FANP

Sample Matrix: SOIL
Prep SOP: PAI 739 Rev 8
Date Collected: 12-Aug-04
Date Prepared: 10-Sep-04
Date Analyzed: 21-Sep-04

Prep Batch: GS040910-3
QCBatchID: GS040910-3-1
Run ID: gs040910-3a
Count Time: 30 minutes
Report Basis: Dry Weight

Final Aliquot: 312 g
Prep Basis: Dry Weight
Moisture(%): NA
Result Units: pCi/g
File Name: 042265D01A

CASNO	Target Nuclide	Result +/- 2 s TPU	MDC	Lab Qualifier
14683-10-4	Sb-124	-0.01 +/- 0.11	0.21	U,G
14234-35-6	Sb-125	-0.10 +/- 0.17	0.35	U,G
13967-63-0	Sc-46	0.011 +/- 0.078	0.152	U,G
15623-47-9	Th-227	-0.59 +/- 0.58	1.13	U,G
15065-10-8	Th-234	0.88 +/- 0.96	1.54	U,G
14913-50-9	Tl-208	0.29 +/- 0.11	0.12	G
15117-96-1	U-235	0.01 +/- 0.40	0.70	U,G
13982-39-3	Zn-65	-0.18 +/- 0.27	0.54	U,G

Comments:

Qualifiers/Flags:

U - Result is less than the sample specific MDC or less than the associated TPU

Y1 - Chemical Yield is in control at 100-110%. Quantitative Yield is assumed.

Y2 - Chemical Yield outside default limits.

LT - Result is less than Requested MDC, greater than sample specific MDC.

M3 - The requested MDC was not met, but the reported activity is greater than the reported MDC.

M - The requested MDC was not met.

SQ - Spectral quality prevents accurate quantitation.

SI - Nuclide identification and/or quantitation is tentative.

TI - Nuclide identification is tentative.

R - Nuclide has exceeded 8 halflives.

G - Sample density differs by more than 15% of LCS density.

Abbreviations:

TPU - Total Propagated Uncertainty (see PAI SOP 743)

MDC - Minimum Detectable Concentration (see PAI SOP 709)

BDL - Below Detection Limit

Data Package ID: *GSS0408172-1*

Gamma Spectroscopy Results

PAI 713 Rev 8

Sample Duplicate Results

Lab Name: Paragon Analytics
Work Order Number: 0408172
Client Name: New World Technologies
ClientProject ID: Ravenna GA00563

Field ID: SU5-B3
Lab ID: 0408172-4DUP

Library: FANP

Sample Matrix: SOIL
Prep SOP: PAI 739 Rev 8
Date Collected: 12-Aug-04
Date Prepared: 10-Sep-04
Date Analyzed: 22-Sep-04

Prep Batch: GS040910-3
QCBatchID: GS040910-3-1
Run ID: gs040910-3a
Count Time: 30 minutes
Report Basis: Dry Weight

Final Aliquot: 312 g
Prep Basis: Dry Weight
Moisture(%): NA
Result Units: pCi/g
File Name: 040403D09A

CASNO	Target Nuclide	Result +/- 2 s TPU	MDC	Lab Qualifier
14331-83-0	Ac-228	0.48 +/- 0.29	0.40	LT,G,TI
14391-76-5	Ag-110m	0.036 +/- 0.092	0.151	U,G
14682-66-7	Al-26	-0.065 +/- 0.076	0.177	U,G
14596-10-2	Am-241	0.1 +/- 1.4	2.5	U,G
13966-02-4	Be-7	-0.13 +/- 0.84	1.55	U,G
14913-49-6	Bi-212	0.57 +/- 0.88	1.47	U,G
14733-03-0	Bi-214	0.42 +/- 0.18	0.22	G,J
13982-30-4	Ce-139	0.025 +/- 0.063	0.108	U,G
14762-78-8	Ce-144	-0.10 +/- 0.39	0.71	U,G
14093-03-9	Co-56	0.06 +/- 0.15	0.26	U,G
13981-50-5	Co-57	0.003 +/- 0.050	0.089	U,G
13981-38-9	Co-58	-0.017 +/- 0.078	0.154	U,G
10198-40-0	Co-60	-0.034 +/- 0.059	0.134	U,G

Comments:

Qualifiers/Flags:

U - Result is less than the sample specific MDC or less than the associated TPU.
Y1 - Chemical Yield is in control at 100-110%. Quantitative yield is assumed.
Y2 - Chemical Yield outside default limits.
LT - Result is less than Requested MDC, greater than sample specific MDC.
M - The requested MDC was not met.
M3 - The requested MDC was not met, but thereported activity is greater than the reported MDC.
W - DER is greater than Warning Limit of 1.42
D - DER is greater than Control Limit of 2.13

SQ - Spectral quality prevents accurate quantitation.
SI - Nuclide identification and/or quantitation is tentative.
TI - Nuclide identification is tentative.
R - Nuclide has exceeded 8 halflives.
G - Sample density differs by more than 15% of LCS density.

Abbreviations:

TPU - Total Propagated Uncertainty (see PAI SOP 743)
MDC - Minimum Detectable Concentration (see PAI SOP 709)
BDL - Below Detection Limit

Data Package ID: *GSS0408172-1*

Gamma Spectroscopy Results

PAI 713 Rev 8

Sample Duplicate Results

Lab Name: Paragon Analytics
Work Order Number: 0408172
Client Name: New World Technologies
ClientProject ID: Ravenna GA00563

Field ID: SU5-B3
Lab ID: 0408172-4DUP

Library: FANP

Sample Matrix: SOIL
Prep SOP: PAI 739 Rev 8
Date Collected: 12-Aug-04
Date Prepared: 10-Sep-04
Date Analyzed: 22-Sep-04

Prep Batch: GS040910-3
QCBatchID: GS040910-3-1
Run ID: gs040910-3a
Count Time: 30 minutes
Report Basis: Dry Weight

Final Aliquot: 312 g
Prep Basis: Dry Weight
Moisture(%): NA
Result Units: pCi/g
File Name: 040403D09A

CASNO	Target Nuclide	Result +/- 2 s TPU	MDC	Lab Qualifier
14392-02-0	Cr-51	-0.1 +/- 1.2	2.2	U,G
13967-70-9	Cs-134	0.034 +/- 0.089	0.147	U,G
10045-97-3	Cs-137	0.28 +/- 0.11	0.14	G
14683-23-9	Eu-152	-0.28 +/- 0.41	0.87	U,G
15585-10-1	Eu-154	0.17 +/- 0.30	0.52	U,G
14391-16-3	Eu-155	0.10 +/- 0.23	0.40	U,G
14596-12-4	Fe-59	-0.12 +/- 0.27	0.54	U,G
10043-66-0	I-131	0.3 +/- 1.2	2.2	U,G
13966-00-2	K-40	5.3 +/- 1.7	1.7	G
13966-31-9	Mn-54	-0.011 +/- 0.055	0.110	U,G
13966-32-0	Na-22	0.030 +/- 0.073	0.131	U,G
14681-63-1	Nb-94	-0.033 +/- 0.061	0.120	U,G
13967-76-5	Nb-95	-0.028 +/- 0.091	0.177	U,G

Comments:

Qualifiers/Flags:

U - Result is less than the sample specific MDC or less than the associated TPU.
Y1 - Chemical Yield is in control at 100-110%. Quantitative yield is assumed.
Y2 - Chemical Yield outside default limits.
LT - Result is less than Requested MDC, greater than sample specific MDC.
M - The requested MDC was not met.
M3 - The requested MDC was not met, but thereported activity is greater than the reported MDC.
W - DER is greater than Warning Limit of 1.42
D - DER is greater than Control Limit of 2.13
SQ - Spectral quality prevents accurate quantitation.
SI - Nuclide identification and/or quantitation is tentative.
TI - Nuclide identification is tentative.
R - Nuclide has exceeded 8 halflives.
G - Sample density differs by more than 15% of LCS density.

Abbreviations:

TPU - Total Propagated Uncertainty (see PAI SOP 743)
MDC - Minimum Detectable Concentration (see PAI SOP 709)
BDL - Below Detection Limit

Data Package ID: *GSS0408172-1*

Gamma Spectroscopy Results

PAI 713 Rev 8

Sample Duplicate Results

Lab Name: Paragon Analytics
Work Order Number: 0408172
Client Name: New World Technologies
ClientProject ID: Ravenna GA00563

Field ID: SU5-B3
Lab ID: 0408172-4DUP

Library: FANP

Sample Matrix: SOIL
Prep SOP: PAI 739 Rev 8
Date Collected: 12-Aug-04
Date Prepared: 10-Sep-04
Date Analyzed: 22-Sep-04

Prep Batch: GS040910-3
QCBatchID: GS040910-3-1
Run ID: gs040910-3a
Count Time: 30 minutes
Report Basis: Dry Weight

Final Aliquot: 312 g
Prep Basis: Dry Weight
Moisture(%): NA
Result Units: pCi/g
File Name: 040403D09A

CASNO	Target Nuclide	Result +/- 2 s TPU	MDC	Lab Qualifier
15100-28-4	Pa-234m	-4 +/- 10	21	U,G
15092-94-1	Pb-212	0.48 +/- 0.17	0.22	G
15067-28-4	Pb-214	0.45 +/- 0.15	0.23	G,J
13967-48-1	Ru-106	-0.18 +/- 0.63	1.20	U,G
14683-10-4	Sb-124	0.064 +/- 0.097	0.161	U,G
14234-35-6	Sb-125	0.06 +/- 0.17	0.30	U,G
13967-63-0	Sc-46	-0.031 +/- 0.077	0.157	U,G
15623-47-9	Th-227	-0.48 +/- 0.69	1.27	U,G
15065-10-8	Th-234	0 +/- 1.6	2.8	U,G
14913-50-9	Tl-208	0.165 +/- 0.080	0.104	G
15117-96-1	U-235	0.17 +/- 0.37	0.63	U,G
13982-39-3	Zn-65	-0.02 +/- 0.18	0.34	U,G

Comments:

Qualifiers/Flags:

U - Result is less than the sample specific MDC or less than the associated TPU.
Y1 - Chemical Yield is in control at 100-110%. Quantitative yield is assumed.
Y2 - Chemical Yield outside default limits.
LT - Result is less than Requested MDC, greater than sample specific MDC.
M - The requested MDC was not met.
M3 - The requested MDC was not met, but thereported activity is greater than the reported MDC.
W - DER is greater than Warning Limit of 1.42
D - DER is greater than Control Limit of 2.13

SQ - Spectral quality prevents accurate quantitation.
SI - Nuclide identification and/or quantitation is tentative.
TI - Nuclide identification is tentative.
R - Nuclide has exceeded 8 halflives.
G - Sample density differs by more than 15% of LCS density.

Abbreviations:

TPU - Total Propagated Uncertainty (see PAI SOP 743)
MDC - Minimum Detectable Concentration (see PAI SOP 709)
BDL - Below Detection Limit

Data Package ID: *GSS0408172-1*

Gamma Spectroscopy Results

PAI 713 Rev 8

Sample Results

Lab Name: Paragon Analytics
Work Order Number: 0408172
Client Name: New World Technologies
ClientProject ID: Ravenna GA00563

Field ID: SU5-B4
Lab ID: 0408172-5

Library: FANP

Sample Matrix: SOIL
Prep SOP: PAI 739 Rev 8
Date Collected: 12-Aug-04
Date Prepared: 10-Sep-04
Date Analyzed: 21-Sep-04

Prep Batch: GS040910-3
QCBatchID: GS040910-3-1
Run ID: gs040910-3b
Count Time: 30 minutes
Report Basis: Dry Weight

Final Aliquot: 331 g
Prep Basis: Dry Weight
Moisture(%): NA
Result Units: pCi/g
File Name: 040398D09A

CASNO	Target Nuclide	Result +/- 2 s TPU	MDC	Lab Qualifier
14331-83-0	Ac-228	0.97 +/- 0.28	0.46	LT,G
14391-76-5	Ag-110m	-0.019 +/- 0.065	0.124	U,G
14682-66-7	Al-26	-0.024 +/- 0.080	0.167	U,G
14596-10-2	Am-241	-0.2 +/- 1.6	2.8	U,G
13966-02-4	Be-7	0.15 +/- 0.77	1.36	U,G
14913-49-6	Bi-212	1.0 +/- 1.3	2.1	U,G
14733-03-0	Bi-214	0.80 +/- 0.22	0.21	G,J
13982-30-4	Ce-139	-0.012 +/- 0.076	0.135	U,G
14762-78-8	Ce-144	-0.22 +/- 0.42	0.77	U,G
14093-03-9	Co-56	0.22 +/- 0.18	0.27	U,G
13981-50-5	Co-57	0.003 +/- 0.055	0.097	U,G
13981-38-9	Co-58	0.019 +/- 0.085	0.154	U,G
10198-40-0	Co-60	0.011 +/- 0.075	0.140	U,G
14392-02-0	Cr-51	-0.1 +/- 1.3	2.3	U,G
13967-70-9	Cs-134	-0.024 +/- 0.070	0.130	U,G

Comments:

Qualifiers/Flags:

U - Result is less than the sample specific MDC or less than the associated TPU

Y1 - Chemical Yield is in control at 100-110%. Quantitative Yield is assumed.

Y2 - Chemical Yield outside default limits.

LT - Result is less than Requested MDC, greater than sample specific MDC.

M3 - The requested MDC was not met, but the reported activity is greater than the reported MDC.

M - The requested MDC was not met.

SQ - Spectral quality prevents accurate quantitation.

SI - Nuclide identification and/or quantitation is tentative.

TI - Nuclide identification is tentative.

R - Nuclide has exceeded 8 halflives.

G - Sample density differs by more than 15% of LCS density.

Abbreviations:

TPU - Total Propagated Uncertainty (see PAI SOP 743)

MDC - Minimum Detectable Concentration (see PAI SOP 709)

BDL - Below Detection Limit

Data Package ID: *GSS0408172-1*

Gamma Spectroscopy Results

PAI 713 Rev 8

Sample Results

Lab Name: Paragon Analytics
Work Order Number: 0408172
Client Name: New World Technologies
ClientProject ID: Ravenna GA00563

Field ID: SU5-B4
Lab ID: 0408172-5

Library: FANP

Sample Matrix: SOIL
Prep SOP: PAI 739 Rev 8
Date Collected: 12-Aug-04
Date Prepared: 10-Sep-04
Date Analyzed: 21-Sep-04

Prep Batch: GS040910-3
QCBatchID: GS040910-3-1
Run ID: gs040910-3b
Count Time: 30 minutes
Report Basis: Dry Weight

Final Aliquot: 331 g
Prep Basis: Dry Weight
Moisture(%): NA
Result Units: pCi/g
File Name: 040398D09A

CASNO	Target Nuclide	Result +/- 2 s TPU	MDC	Lab Qualifier
10045-97-3	Cs-137	0.052 +/- 0.072	0.119	U,G
14683-23-9	Eu-152	-0.05 +/- 0.27	0.56	U,G
15585-10-1	Eu-154	-0.13 +/- 0.32	0.66	U,G
14391-16-3	Eu-155	0.32 +/- 0.28	0.43	U,G
14596-12-4	Fe-59	-0.09 +/- 0.22	0.44	U,G
10043-66-0	I-131	1.1 +/- 1.8	3.0	U,G
13966-00-2	K-40	6.4 +/- 1.8	1.7	G
13966-31-9	Mn-54	0.019 +/- 0.066	0.118	U,G
13966-32-0	Na-22	-0.027 +/- 0.069	0.143	U,G
14681-63-1	Nb-94	0 +/- 0.064	0.116	U,G
13967-76-5	Nb-95	0.04 +/- 0.10	0.18	U,G
15100-28-4	Pa-234m	11 +/- 10	15	U,G
15092-94-1	Pb-212	1.41 +/- 0.27	0.22	G
15067-28-4	Pb-214	0.91 +/- 0.20	0.23	G,J
13967-48-1	Ru-106	-0.21 +/- 0.51	1.01	U,G

Comments:

Qualifiers/Flags:

U - Result is less than the sample specific MDC or less than the associated TPU

Y1 - Chemical Yield is in control at 100-110%. Quantitative Yield is assumed.

Y2 - Chemical Yield outside default limits.

LT - Result is less than Requested MDC, greater than sample specific MDC.

M3 - The requested MDC was not met, but the reported activity is greater than the reported MDC.

M - The requested MDC was not met.

SQ - Spectral quality prevents accurate quantitation.

SI - Nuclide identification and/or quantitation is tentative.

TI - Nuclide identification is tentative.

R - Nuclide has exceeded 8 halflives.

G - Sample density differs by more than 15% of LCS density.

Abbreviations:

TPU - Total Propagated Uncertainty (see PAI SOP 743)

MDC - Minimum Detectable Concentration (see PAI SOP 709)

BDL - Below Detection Limit

Data Package ID: *GSS0408172-1*

Gamma Spectroscopy Results

PAI 713 Rev 8

Sample Results

Lab Name: Paragon Analytics
Work Order Number: 0408172
Client Name: New World Technologies
ClientProject ID: Ravenna GA00563

Field ID: SU5-B4
Lab ID: 0408172-5

Library: FANP

Sample Matrix: SOIL
Prep SOP: PAI 739 Rev 8
Date Collected: 12-Aug-04
Date Prepared: 10-Sep-04
Date Analyzed: 21-Sep-04

Prep Batch: GS040910-3
QCBatchID: GS040910-3-1
Run ID: gs040910-3b
Count Time: 30 minutes
Report Basis: Dry Weight

Final Aliquot: 331 g
Prep Basis: Dry Weight
Moisture(%): NA
Result Units: pCi/g
File Name: 040398D09A

CASNO	Target Nuclide	Result +/- 2 s TPU	MDC	Lab Qualifier
14683-10-4	Sb-124	0 +/- 0.11	0.20	U,G
14234-35-6	Sb-125	0.04 +/- 0.16	0.30	U,G
13967-63-0	Sc-46	-0.029 +/- 0.075	0.151	U,G
15623-47-9	Th-227	0.32 +/- 0.67	1.09	U,G
15065-10-8	Th-234	0.9 +/- 1.5	2.6	U,G
14913-50-9	Tl-208	0.36 +/- 0.11	0.12	G
15117-96-1	U-235	-0.02 +/- 0.40	0.71	U,G
13982-39-3	Zn-65	-0.02 +/- 0.19	0.36	U,G

Comments:

Qualifiers/Flags:

U - Result is less than the sample specific MDC or less than the associated TPU

Y1 - Chemical Yield is in control at 100-110%. Quantitative Yield is assumed.

Y2 - Chemical Yield outside default limits.

LT - Result is less than Requested MDC, greater than sample specific MDC.

M3 - The requested MDC was not met, but the reported activity is greater than the reported MDC.

M - The requested MDC was not met.

SQ - Spectral quality prevents accurate quantitation.

SI - Nuclide identification and/or quantitation is tentative.

TI - Nuclide identification is tentative.

R - Nuclide has exceeded 8 halflives.

G - Sample density differs by more than 15% of LCS density.

Abbreviations:

TPU - Total Propagated Uncertainty (see PAI SOP 743)

MDC - Minimum Detectable Concentration (see PAI SOP 709)

BDL - Below Detection Limit

Data Package ID: *GSS0408172-1*

Gamma Spectroscopy Results

PAI 713 Rev 8

Sample Results

Lab Name: Paragon Analytics
Work Order Number: 0408172
Client Name: New World Technologies
ClientProject ID: Ravenna GA00563

Field ID: SU5-E6
Lab ID: 0408172-6

Library: FANP

Sample Matrix: SOIL
Prep SOP: PAI 739 Rev 8
Date Collected: 12-Aug-04
Date Prepared: 10-Sep-04
Date Analyzed: 22-Sep-04

Prep Batch: GS040910-3
QCBatchID: GS040910-3-1
Run ID: gs040910-3a
Count Time: 30 minutes
Report Basis: Dry Weight

Final Aliquot: 331 g
Prep Basis: Dry Weight
Moisture(%): NA
Result Units: pCi/g
File Name: 042271D01A

CASNO	Target Nuclide	Result +/- 2 s TPU	MDC	Lab Qualifier
14331-83-0	Ac-228	2.90 +/- 0.56	0.57	G
14391-76-5	Ag-110m	-0.13 +/- 0.11	0.22	U,G
14682-66-7	Al-26	-0.08 +/- 0.10	0.24	U,G
14596-10-2	Am-241	0.21 +/- 0.78	1.34	U,G
13966-02-4	Be-7	0.50 +/- 0.94	1.60	U,G
14913-49-6	Bi-212	3.5 +/- 1.9	2.6	G
14733-03-0	Bi-214	0.41 +/- 0.22	0.30	G,J
13982-30-4	Ce-139	0.066 +/- 0.082	0.134	U,G
14762-78-8	Ce-144	-0.36 +/- 0.50	0.92	U,G
14093-03-9	Co-56	0.09 +/- 0.17	0.30	U,G
13981-50-5	Co-57	-0.003 +/- 0.069	0.121	U,G
13981-38-9	Co-58	0.04 +/- 0.10	0.18	U,G
10198-40-0	Co-60	0.022 +/- 0.080	0.149	U,G
14392-02-0	Cr-51	-1.3 +/- 1.8	3.4	U,G
13967-70-9	Cs-134	-0.011 +/- 0.085	0.158	U,G

Comments:

Qualifiers/Flags:

U - Result is less than the sample specific MDC or less than the associated TPU

Y1 - Chemical Yield is in control at 100-110%. Quantitative Yield is assumed.

Y2 - Chemical Yield outside default limits.

LT - Result is less than Requested MDC, greater than sample specific MDC.

M3 - The requested MDC was not met, but the reported activity is greater than the reported MDC.

M - The requested MDC was not met.

SQ - Spectral quality prevents accurate quantitation.

SI - Nuclide identification and/or quantitation is tentative.

TI - Nuclide identification is tentative.

R - Nuclide has exceeded 8 halflives.

G - Sample density differs by more than 15% of LCS density.

Abbreviations:

TPU - Total Propagated Uncertainty (see PAI SOP 743)

MDC - Minimum Detectable Concentration (see PAI SOP 709)

BDL - Below Detection Limit

Data Package ID: *GSS0408172-1*

Gamma Spectroscopy Results

PAI 713 Rev 8

Sample Results

Lab Name: Paragon Analytics
Work Order Number: 0408172
Client Name: New World Technologies
ClientProject ID: Ravenna GA00563

Field ID: SU5-E6
Lab ID: 0408172-6

Library: FANP

Sample Matrix: SOIL
Prep SOP: PAI 739 Rev 8
Date Collected: 12-Aug-04
Date Prepared: 10-Sep-04
Date Analyzed: 22-Sep-04

Prep Batch: GS040910-3
QCBatchID: GS040910-3-1
Run ID: gs040910-3a
Count Time: 30 minutes
Report Basis: Dry Weight

Final Aliquot: 331 g
Prep Basis: Dry Weight
Moisture(%): NA
Result Units: pCi/g
File Name: 042271D01A

CASNO	Target Nuclide	Result +/- 2 s TPU	MDC	Lab Qualifier
10045-97-3	Cs-137	0.068 +/- 0.097	0.160	U,G
14683-23-9	Eu-152	0.23 +/- 0.36	0.60	U,G
15585-10-1	Eu-154	0 +/- 0.38	0.75	U,G
14391-16-3	Eu-155	0.12 +/- 0.30	0.51	U,G
14596-12-4	Fe-59	-0.15 +/- 0.32	0.65	U,G
10043-66-0	I-131	-1.1 +/- 2.6	4.8	U,G
13966-00-2	K-40	4.7 +/- 1.7	1.7	G
13966-31-9	Mn-54	0.11 +/- 0.11	0.17	U,G
13966-32-0	Na-22	0.039 +/- 0.094	0.168	U,G
14681-63-1	Nb-94	-0.02 +/- 0.10	0.19	U,G
13967-76-5	Nb-95	-0.08 +/- 0.12	0.24	U,G
15100-28-4	Pa-234m	3 +/- 11	20	U,G
15092-94-1	Pb-212	3.52 +/- 0.52	0.27	G
15067-28-4	Pb-214	0.54 +/- 0.21	0.33	G,J
13967-48-1	Ru-106	0.30 +/- 0.76	1.33	U,G

Comments:

Qualifiers/Flags:

U - Result is less than the sample specific MDC or less than the associated TPU

Y1 - Chemical Yield is in control at 100-110%. Quantitative Yield is assumed.

Y2 - Chemical Yield outside default limits.

LT - Result is less than Requested MDC, greater than sample specific MDC.

M3 - The requested MDC was not met, but the reported activity is greater than the reported MDC.

M - The requested MDC was not met.

SQ - Spectral quality prevents accurate quantitation.

SI - Nuclide identification and/or quantitation is tentative.

TI - Nuclide identification is tentative.

R - Nuclide has exceeded 8 halflives.

G - Sample density differs by more than 15% of LCS density.

Abbreviations:

TPU - Total Propagated Uncertainty (see PAI SOP 743)

MDC - Minimum Detectable Concentration (see PAI SOP 709)

BDL - Below Detection Limit

Data Package ID: *GSS0408172-1*

Gamma Spectroscopy Results

PAI 713 Rev 8

Sample Results

Lab Name: Paragon Analytics
Work Order Number: 0408172
Client Name: New World Technologies
ClientProject ID: Ravenna GA00563

Field ID: SU5-E6
Lab ID: 0408172-6

Library: FANP

Sample Matrix: SOIL
Prep SOP: PAI 739 Rev 8
Date Collected: 12-Aug-04
Date Prepared: 10-Sep-04
Date Analyzed: 22-Sep-04

Prep Batch: GS040910-3
QCBatchID: GS040910-3-1
Run ID: gs040910-3a
Count Time: 30 minutes
Report Basis: Dry Weight

Final Aliquot: 331 g
Prep Basis: Dry Weight
Moisture(%): NA
Result Units: pCi/g
File Name: 042271D01A

CASNO	Target Nuclide	Result +/- 2 s TPU	MDC	Lab Qualifier
14683-10-4	Sb-124	0.02 +/- 0.13	0.23	U,G
14234-35-6	Sb-125	0.08 +/- 0.22	0.43	U,G
13967-63-0	Sc-46	-0.02 +/- 0.10	0.21	U,G
15623-47-9	Th-227	3 +/- 16	27	U,G
15065-10-8	Th-234	1.6 +/- 2.0	3.4	U,G
14913-50-9	Tl-208	1.07 +/- 0.22	0.15	G
15117-96-1	U-235	-0.59 +/- 0.52	0.96	U,G
13982-39-3	Zn-65	-0.04 +/- 0.19	0.37	U,G

Comments:

Qualifiers/Flags:

U - Result is less than the sample specific MDC or less than the associated TPU

Y1 - Chemical Yield is in control at 100-110%. Quantitative Yield is assumed.

Y2 - Chemical Yield outside default limits.

LT - Result is less than Requested MDC, greater than sample specific MDC.

M3 - The requested MDC was not met, but the reported activity is greater than the reported MDC.

M - The requested MDC was not met.

SQ - Spectral quality prevents accurate quantitation.

SI - Nuclide identification and/or quantitation is tentative.

TI - Nuclide identification is tentative.

R - Nuclide has exceeded 8 halflives.

G - Sample density differs by more than 15% of LCS density.

Abbreviations:

TPU - Total Propagated Uncertainty (see PAI SOP 743)

MDC - Minimum Detectable Concentration (see PAI SOP 709)

BDL - Below Detection Limit

Data Package ID: *GSS0408172-1*

Gamma Spectroscopy Results

PAI 713 Rev 8

Sample Results

Lab Name: Paragon Analytics
Work Order Number: 0408172
Client Name: New World Technologies
ClientProject ID: Ravenna GA00563

Field ID: SU5-E4
Lab ID: 0408172-7

Library: FANP

Sample Matrix: SOIL
Prep SOP: PAI 739 Rev 8
Date Collected: 12-Aug-04
Date Prepared: 10-Sep-04
Date Analyzed: 24-Sep-04

Prep Batch: GS040910-3
QCBatchID: GS040910-3-1
Run ID: gs040910-3a
Count Time: 30 minutes
Report Basis: Dry Weight

Final Aliquot: 325 g
Prep Basis: Dry Weight
Moisture(%): NA
Result Units: pCi/g
File Name: 041587D03A

CASNO	Target Nuclide	Result +/- 2 s TPU	MDC	Lab Qualifier
14331-83-0	Ac-228	0.66 +/- 0.17	0.26	LT,G
14391-76-5	Ag-110m	-0.026 +/- 0.046	0.087	U,G
14682-66-7	Al-26	0.008 +/- 0.035	0.066	U,G
14596-10-2	Am-241	0.24 +/- 0.32	0.53	U,G
13966-02-4	Be-7	-0.11 +/- 0.56	1.00	U,G
14913-49-6	Bi-212	0.40 +/- 0.65	1.09	U,G
14733-03-0	Bi-214	0.34 +/- 0.12	0.17	G,J
13982-30-4	Ce-139	0.019 +/- 0.046	0.077	U,G
14762-78-8	Ce-144	-0.15 +/- 0.29	0.52	U,G
14093-03-9	Co-56	0.026 +/- 0.093	0.164	U,G
13981-50-5	Co-57	-0.016 +/- 0.037	0.067	U,G
13981-38-9	Co-58	0.034 +/- 0.056	0.094	U,G
10198-40-0	Co-60	-0.027 +/- 0.046	0.091	U,G
14392-02-0	Cr-51	-0.39 +/- 0.87	1.59	U,G
13967-70-9	Cs-134	0.10 +/- 0.31	0.52	U,G

Comments:

Qualifiers/Flags:

U - Result is less than the sample specific MDC or less than the associated TPU

Y1 - Chemical Yield is in control at 100-110%. Quantitative Yield is assumed.

Y2 - Chemical Yield outside default limits.

LT - Result is less than Requested MDC, greater than sample specific MDC.

M3 - The requested MDC was not met, but the reported activity is greater than the reported MDC.

M - The requested MDC was not met.

SQ - Spectral quality prevents accurate quantitation.

SI - Nuclide identification and/or quantitation is tentative.

TI - Nuclide identification is tentative.

R - Nuclide has exceeded 8 halflives.

G - Sample density differs by more than 15% of LCS density.

Abbreviations:

TPU - Total Propagated Uncertainty (see PAI SOP 743)

MDC - Minimum Detectable Concentration (see PAI SOP 709)

BDL - Below Detection Limit

Data Package ID: *GSS0408172-1*

Gamma Spectroscopy Results

PAI 713 Rev 8

Sample Results

Lab Name: Paragon Analytics
Work Order Number: 0408172
Client Name: New World Technologies
ClientProject ID: Ravenna GA00563

Field ID: SU5-E4
Lab ID: 0408172-7

Library: FANP

Sample Matrix: SOIL
Prep SOP: PAI 739 Rev 8
Date Collected: 12-Aug-04
Date Prepared: 10-Sep-04
Date Analyzed: 24-Sep-04

Prep Batch: GS040910-3
QCBatchID: GS040910-3-1
Run ID: gs040910-3a
Count Time: 30 minutes
Report Basis: Dry Weight

Final Aliquot: 325 g
Prep Basis: Dry Weight
Moisture(%): NA
Result Units: pCi/g
File Name: 041587D03A

CASNO	Target Nuclide	Result +/- 2 s TPU	MDC	Lab Qualifier
10045-97-3	Cs-137	0.039 +/- 0.046	0.075	U,G
14683-23-9	Eu-152	-0.08 +/- 0.23	0.44	U,G
15585-10-1	Eu-154	0.13 +/- 0.24	0.40	U,G
14391-16-3	Eu-155	0.13 +/- 0.16	0.27	U,G
14596-12-4	Fe-59	-0.02 +/- 0.13	0.24	U,G
10043-66-0	I-131	-1.3 +/- 1.5	2.8	U,G
13966-00-2	K-40	6.6 +/- 1.3	0.9	G
13966-31-9	Mn-54	0.010 +/- 0.043	0.075	U,G
13966-32-0	Na-22	0.019 +/- 0.046	0.079	U,G
14681-63-1	Nb-94	0.015 +/- 0.044	0.075	U,G
13967-76-5	Nb-95	0.021 +/- 0.060	0.104	U,G
15100-28-4	Pa-234m	1.1 +/- 7.6	13.4	U,G
15092-94-1	Pb-212	0.57 +/- 0.14	0.16	G
15067-28-4	Pb-214	0.33 +/- 0.10	0.15	G,J
13967-48-1	Ru-106	0.30 +/- 0.47	0.78	U,G

Comments:

Qualifiers/Flags:

U - Result is less than the sample specific MDC or less than the associated TPU

Y1 - Chemical Yield is in control at 100-110%. Quantitative Yield is assumed.

Y2 - Chemical Yield outside default limits.

LT - Result is less than Requested MDC, greater than sample specific MDC.

M3 - The requested MDC was not met, but the reported activity is greater than the reported MDC.

M - The requested MDC was not met.

SQ - Spectral quality prevents accurate quantitation.

SI - Nuclide identification and/or quantitation is tentative.

TI - Nuclide identification is tentative.

R - Nuclide has exceeded 8 halflives.

G - Sample density differs by more than 15% of LCS density.

Abbreviations:

TPU - Total Propagated Uncertainty (see PAI SOP 743)

MDC - Minimum Detectable Concentration (see PAI SOP 709)

BDL - Below Detection Limit

Data Package ID: *GSS0408172-1*

Gamma Spectroscopy Results

PAI 713 Rev 8

Sample Results

Lab Name: Paragon Analytics
Work Order Number: 0408172
Client Name: New World Technologies
ClientProject ID: Ravenna GA00563

Field ID: SU5-E4
Lab ID: 0408172-7

Library: FANP

Sample Matrix: SOIL
Prep SOP: PAI 739 Rev 8
Date Collected: 12-Aug-04
Date Prepared: 10-Sep-04
Date Analyzed: 24-Sep-04

Prep Batch: GS040910-3
QCBatchID: GS040910-3-1
Run ID: gs040910-3a
Count Time: 30 minutes
Report Basis: Dry Weight

Final Aliquot: 325 g
Prep Basis: Dry Weight
Moisture(%): NA
Result Units: pCi/g
File Name: 041587D03A

CASNO	Target Nuclide	Result +/- 2 s TPU	MDC	Lab Qualifier
14683-10-4	Sb-124	-0.040 +/- 0.076	0.138	U,G
14234-35-6	Sb-125	0.02 +/- 0.11	0.19	U,G
13967-63-0	Sc-46	0.028 +/- 0.051	0.087	U,G
15623-47-9	Th-227	-0.75 +/- 0.48	0.90	U,G
15065-10-8	Th-234	0.52 +/- 0.95	1.58	U,G
14913-50-9	Tl-208	0.227 +/- 0.068	0.078	G
15117-96-1	U-235	0.06 +/- 0.26	0.45	U,G
13982-39-3	Zn-65	0.06 +/- 0.15	0.29	U,G

Comments:

Qualifiers/Flags:

U - Result is less than the sample specific MDC or less than the associated TPU

Y1 - Chemical Yield is in control at 100-110%. Quantitative Yield is assumed.

Y2 - Chemical Yield outside default limits.

LT - Result is less than Requested MDC, greater than sample specific MDC.

M3 - The requested MDC was not met, but the reported activity is greater than the reported MDC.

M - The requested MDC was not met.

SQ - Spectral quality prevents accurate quantitation.

SI - Nuclide identification and/or quantitation is tentative.

TI - Nuclide identification is tentative.

R - Nuclide has exceeded 8 halflives.

G - Sample density differs by more than 15% of LCS density.

Abbreviations:

TPU - Total Propageted Uncertainty (see PAI SOP 743)

MDC - Minimum Detectable Concentration (see PAI SOP 709)

BDL - Below Detection Limit

Data Package ID: *GSS0408172-1*

Gamma Spectroscopy Results

PAI 713 Rev 8

Sample Results

Lab Name: Paragon Analytics
Work Order Number: 0408172
Client Name: New World Technologies
ClientProject ID: Ravenna GA00563

Field ID: SU5-B5
Lab ID: 0408172-8

Library: FANP

Sample Matrix: SOIL
Prep SOP: PAI 739 Rev 8
Date Collected: 12-Aug-04
Date Prepared: 10-Sep-04
Date Analyzed: 24-Sep-04

Prep Batch: GS040910-3
QCBatchID: GS040910-3-1
Run ID: gs040910-3a
Count Time: 30 minutes
Report Basis: Dry Weight

Final Aliquot: 322 g
Prep Basis: Dry Weight
Moisture(%): NA
Result Units: pCi/g
File Name: 041659D07A

CASNO	Target Nuclide	Result +/- 2 s TPU	MDC	Lab Qualifier
14331-83-0	Ac-228	0.90 +/- 0.33	0.61	LT,G
14391-76-5	Ag-110m	-0.021 +/- 0.085	0.166	U,G
14682-66-7	Al-26	0.010 +/- 0.072	0.153	U,G
14596-10-2	Am-241	0.09 +/- 0.12	0.20	U,G
13966-02-4	Be-7	0.23 +/- 0.86	1.56	U,G
14913-49-6	Bi-212	1.5 +/- 1.2	1.8	U,G
14733-03-0	Bi-214	0.60 +/- 0.23	0.26	G,J
13982-30-4	Ce-139	-0.023 +/- 0.062	0.114	U,G
14762-78-8	Ce-144	-0.26 +/- 0.35	0.68	U,G
14093-03-9	Co-56	-0.05 +/- 0.23	0.46	U,G
13981-50-5	Co-57	0.043 +/- 0.051	0.084	U,G
13981-38-9	Co-58	-0.044 +/- 0.088	0.193	U,G
10198-40-0	Co-60	-0.023 +/- 0.066	0.153	U,G
14392-02-0	Cr-51	-0.5 +/- 1.6	3.0	U,G
13967-70-9	Cs-134	-0.031 +/- 0.070	0.140	U,G

Comments:

Qualifiers/Flags:

U - Result is less than the sample specific MDC or less than the associated TPU

Y1 - Chemical Yield is in control at 100-110%. Quantitative Yield is assumed.

Y2 - Chemical Yield outside default limits.

LT - Result is less than Requested MDC, greater than sample specific MDC.

M3 - The requested MDC was not met, but the reported activity is greater than the reported MDC.

M - The requested MDC was not met.

SQ - Spectral quality prevents accurate quantitation.

SI - Nuclide identification and/or quantitation is tentative.

TI - Nuclide identification is tentative.

R - Nuclide has exceeded 8 halflives.

G - Sample density differs by more than 15% of LCS density.

Abbreviations:

TPU - Total Propagated Uncertainty (see PAI SOP 743)

MDC - Minimum Detectable Concentration (see PAI SOP 709)

BDL - Below Detection Limit

Data Package ID: *GSS0408172-1*

Gamma Spectroscopy Results

PAI 713 Rev 8

Sample Results

Lab Name: Paragon Analytics
Work Order Number: 0408172
Client Name: New World Technologies
ClientProject ID: Ravenna GA00563

Field ID: SU5-B5
Lab ID: 0408172-8

Library: FANP

Sample Matrix: SOIL
Prep SOP: PAI 739 Rev 8
Date Collected: 12-Aug-04
Date Prepared: 10-Sep-04
Date Analyzed: 24-Sep-04

Prep Batch: GS040910-3
QCBatchID: GS040910-3-1
Run ID: gs040910-3a
Count Time: 30 minutes
Report Basis: Dry Weight

Final Aliquot: 322 g
Prep Basis: Dry Weight
Moisture(%): NA
Result Units: pCi/g
File Name: 041659D07A

CASNO	Target Nuclide	Result +/- 2 s TPU	MDC	Lab Qualifier
10045-97-3	Cs-137	0.061 +/- 0.092	0.154	U,G
14683-23-9	Eu-152	-0.23 +/- 0.46	1.01	U,G
15585-10-1	Eu-154	0.05 +/- 0.48	0.91	U,G
14391-16-3	Eu-155	0.14 +/- 0.14	0.22	U,G
14596-12-4	Fe-59	-0.31 +/- 0.29	0.67	U,G
10043-66-0	I-131	-0.2 +/- 2.5	4.7	U,G
13966-00-2	K-40	8.8 +/- 2.4	1.7	G
13966-31-9	Mn-54	-0.080 +/- 0.068	0.162	U,G
13966-32-0	Na-22	0.011 +/- 0.076	0.150	U,G
14681-63-1	Nb-94	0.008 +/- 0.079	0.145	U,G
13967-76-5	Nb-95	-0.03 +/- 0.13	0.25	U,G
15100-28-4	Pa-234m	0 +/- 12	24	U,G
15092-94-1	Pb-212	0.93 +/- 0.24	0.25	G
15067-28-4	Pb-214	0.68 +/- 0.19	0.25	G,J
13967-48-1	Ru-106	-0.78 +/- 0.64	1.46	U,G

Comments:

Qualifiers/Flags:

U - Result is less than the sample specific MDC or less than the associated TPU

Y1 - Chemical Yield is in control at 100-110%. Quantitative Yield is assumed.

Y2 - Chemical Yield outside default limits.

LT - Result is less than Requested MDC, greater than sample specific MDC.

M3 - The requested MDC was not met, but the reported activity is greater than the reported MDC.

M - The requested MDC was not met.

SQ - Spectral quality prevents accurate quantitation.

SI - Nuclide identification and/or quantitation is tentative.

TI - Nuclide identification is tentative.

R - Nuclide has exceeded 8 halflives.

G - Sample density differs by more than 15% of LCS density.

Abbreviations:

TPU - Total Propagated Uncertainty (see PAI SOP 743)

MDC - Minimum Detectable Concentration (see PAI SOP 709)

BDL - Below Detection Limit

Data Package ID: *GSS0408172-1*

Gamma Spectroscopy Results

PAI 713 Rev 8

Sample Results

Lab Name: Paragon Analytics
Work Order Number: 0408172
Client Name: New World Technologies
ClientProject ID: Ravenna GA00563

Field ID: SU5-B5
Lab ID: 0408172-8

Library: FANP

Sample Matrix: SOIL
Prep SOP: PAI 739 Rev 8
Date Collected: 12-Aug-04
Date Prepared: 10-Sep-04
Date Analyzed: 24-Sep-04

Prep Batch: GS040910-3
QCBatchID: GS040910-3-1
Run ID: gs040910-3a
Count Time: 30 minutes
Report Basis: Dry Weight

Final Aliquot: 322 g
Prep Basis: Dry Weight
Moisture(%): NA
Result Units: pCi/g
File Name: 041659D07A

CASNO	Target Nuclide	Result +/- 2 s TPU	MDC	Lab Qualifier
14683-10-4	Sb-124	-0.03 +/- 0.11	0.21	U,G
14234-35-6	Sb-125	-0.13 +/- 0.16	0.34	U,G
13967-63-0	Sc-46	-0.01 +/- 0.10	0.20	U,G
15623-47-9	Th-227	-0.24 +/- 0.37	0.71	U,G
15065-10-8	Th-234	1.4 +/- 1.0	1.9	U,G
14913-50-9	Tl-208	0.33 +/- 0.12	0.13	G
15117-96-1	U-235	-0.07 +/- 0.35	0.64	U,G
13982-39-3	Zn-65	-0.04 +/- 0.18	0.37	U,G

Comments:

Qualifiers/Flags:

U - Result is less than the sample specific MDC or less than the associated TPU

Y1 - Chemical Yield is in control at 100-110%. Quantitative Yield is assumed.

Y2 - Chemical Yield outside default limits.

LT - Result is less than Requested MDC, greater than sample specific MDC.

M3 - The requested MDC was not met, but the reported activity is greater than the reported MDC.

M - The requested MDC was not met.

SQ - Spectral quality prevents accurate quantitation.

SI - Nuclide identification and/or quantitation is tentative.

TI - Nuclide identification is tentative.

R - Nuclide has exceeded 8 halflives.

G - Sample density differs by more than 15% of LCS density.

Abbreviations:

TPU - Total Propagated Uncertainty (see PAI SOP 743)

MDC - Minimum Detectable Concentration (see PAI SOP 709)

BDL - Below Detection Limit

Data Package ID: *GSS0408172-1*

Gamma Spectroscopy Results

PAI 713 Rev 8

Sample Results

Lab Name: Paragon Analytics
Work Order Number: 0408172
Client Name: New World Technologies
ClientProject ID: Ravenna GA00563

Field ID: SU5-A3
Lab ID: 0408172-9

Library: FANP

Sample Matrix: SOIL
Prep SOP: PAI 739 Rev 8
Date Collected: 12-Aug-04
Date Prepared: 10-Sep-04
Date Analyzed: 24-Sep-04

Prep Batch: GS040910-3
QCBatchID: GS040910-3-1
Run ID: gs040910-3a
Count Time: 30 minutes
Report Basis: Dry Weight

Final Aliquot: 457 g
Prep Basis: Dry Weight
Moisture(%): NA
Result Units: pCi/g
File Name: 040732D06A

CASNO	Target Nuclide	Result +/- 2 s TPU	MDC	Lab Qualifier
14331-83-0	Ac-228	0.20 +/- 0.19	0.28	U
14391-76-5	Ag-110m	-0.009 +/- 0.037	0.076	U
14682-66-7	Al-26	0.008 +/- 0.017	0.023	U
14596-10-2	Am-241	-0.22 +/- 0.65	1.22	U
13966-02-4	Be-7	0.26 +/- 0.58	1.01	U
14913-49-6	Bi-212	0.60 +/- 0.67	1.06	U
14733-03-0	Bi-214	0.22 +/- 0.11	0.14	J
13982-30-4	Ce-139	-0.031 +/- 0.037	0.073	U
14762-78-8	Ce-144	0.04 +/- 0.25	0.43	U
14093-03-9	Co-56	-0.01 +/- 0.12	0.23	U
13981-50-5	Co-57	0.002 +/- 0.032	0.058	U
13981-38-9	Co-58	0.060 +/- 0.056	0.080	U
10198-40-0	Co-60	0.009 +/- 0.040	0.078	U
14392-02-0	Cr-51	-0.79 +/- 0.80	1.67	U
13967-70-9	Cs-134	0.034 +/- 0.040	0.063	U

Comments:

Qualifiers/Flags:

U - Result is less than the sample specific MDC or less than the associated TPU

Y1 - Chemical Yield is in control at 100-110%. Quantitative Yield is assumed.

Y2 - Chemical Yield outside default limits.

LT - Result is less than Requested MDC, greater than sample specific MDC.

M3 - The requested MDC was not met, but the reported activity is greater than the reported MDC.

M - The requested MDC was not met.

SQ - Spectral quality prevents accurate quantitation.

SI - Nuclide identification and/or quantitation is tentative.

TI - Nuclide identification is tentative.

R - Nuclide has exceeded 8 halflives.

G - Sample density differs by more than 15% of LCS density.

Abbreviations:

TPU - Total Propagated Uncertainty (see PAI SOP 743)

MDC - Minimum Detectable Concentration (see PAI SOP 709)

BDL - Below Detection Limit

Data Package ID: *GSS0408172-1*

Gamma Spectroscopy Results

PAI 713 Rev 8

Sample Results

Lab Name: Paragon Analytics
Work Order Number: 0408172
Client Name: New World Technologies
ClientProject ID: Ravenna GA00563

Field ID: SU5-A3
Lab ID: 0408172-9

Library: FANP

Sample Matrix: SOIL
Prep SOP: PAI 739 Rev 8
Date Collected: 12-Aug-04
Date Prepared: 10-Sep-04
Date Analyzed: 24-Sep-04

Prep Batch: GS040910-3
QCBatchID: GS040910-3-1
Run ID: gs040910-3a
Count Time: 30 minutes
Report Basis: Dry Weight

Final Aliquot: 457 g
Prep Basis: Dry Weight
Moisture(%): NA
Result Units: pCi/g
File Name: 040732D06A

CASNO	Target Nuclide	Result +/- 2 s TPU	MDC	Lab Qualifier
10045-97-3	Cs-137	0 +/- 0.041	0.079	U
14683-23-9	Eu-152	0.03 +/- 0.15	0.31	U
15585-10-1	Eu-154	-0.03 +/- 0.28	0.55	U
14391-16-3	Eu-155	-0.20 +/- 0.16	0.31	U
14596-12-4	Fe-59	-0.04 +/- 0.16	0.33	U
10043-66-0	I-131	0.3 +/- 1.5	2.7	U
13966-00-2	K-40	5.0 +/- 1.4	1.2	
13966-31-9	Mn-54	0.005 +/- 0.046	0.087	U
13966-32-0	Na-22	-0.046 +/- 0.050	0.119	U
14681-63-1	Nb-94	-0.026 +/- 0.052	0.103	U
13967-76-5	Nb-95	-0.036 +/- 0.060	0.130	U
15100-28-4	Pa-234m	0.9 +/- 6.6	12.9	U
15092-94-1	Pb-212	0.30 +/- 0.12	0.16	
15067-28-4	Pb-214	0.25 +/- 0.13	0.17	J
13967-48-1	Ru-106	0.20 +/- 0.40	0.70	U

Comments:

Qualifiers/Flags:

U - Result is less than the sample specific MDC or less than the associated TPU

Y1 - Chemical Yield is in control at 100-110%. Quantitative Yield is assumed.

Y2 - Chemical Yield outside default limits.

LT - Result is less than Requested MDC, greater than sample specific MDC.

M3 - The requested MDC was not met, but the reported activity is greater than the reported MDC.

M - The requested MDC was not met.

SQ - Spectral quality prevents accurate quantitation.

SI - Nuclide identification and/or quantitation is tentative.

TI - Nuclide identification is tentative.

R - Nuclide has exceeded 8 halflives.

G - Sample density differs by more than 15% of LCS density.

Abbreviations:

TPU - Total Propagated Uncertainty (see PAI SOP 743)

MDC - Minimum Detectable Concentration (see PAI SOP 709)

BDL - Below Detection Limit

Data Package ID: *GSS0408172-1*

Gamma Spectroscopy Results

PAI 713 Rev 8

Sample Results

Lab Name: Paragon Analytics
Work Order Number: 0408172
Client Name: New World Technologies
ClientProject ID: Ravenna GA00563

Field ID: SU5-A3
Lab ID: 0408172-9

Library: FANP

Sample Matrix: SOIL
Prep SOP: PAI 739 Rev 8
Date Collected: 12-Aug-04
Date Prepared: 10-Sep-04
Date Analyzed: 24-Sep-04

Prep Batch: GS040910-3
QCBatchID: GS040910-3-1
Run ID: gs040910-3a
Count Time: 30 minutes
Report Basis: Dry Weight

Final Aliquot: 457 g
Prep Basis: Dry Weight
Moisture(%): NA
Result Units: pCi/g
File Name: 040732D06A

CASNO	Target Nuclide	Result +/- 2 s TPU	MDC	Lab Qualifier
14683-10-4	Sb-124	-0.006 +/- 0.062	0.120	U
14234-35-6	Sb-125	-0.037 +/- 0.088	0.182	U
13967-63-0	Sc-46	0.059 +/- 0.058	0.086	U
15623-47-9	Th-227	0.06 +/- 0.37	0.64	U
15065-10-8	Th-234	-0.01 +/- 0.87	1.55	U
14913-50-9	Tl-208	0.110 +/- 0.063	0.085	
15117-96-1	U-235	0.19 +/- 0.23	0.38	U
13982-39-3	Zn-65	0 +/- 0.098	0.197	U

Comments:

Qualifiers/Flags:

U - Result is less than the sample specific MDC or less than the associated TPU

Y1 - Chemical Yield is in control at 100-110%. Quantitative Yield is assumed.

Y2 - Chemical Yield outside default limits.

LT - Result is less than Requested MDC, greater than sample specific MDC.

M3 - The requested MDC was not met, but the reported activity is greater than the reported MDC.

M - The requested MDC was not met.

SQ - Spectral quality prevents accurate quantitation.

SI - Nuclide identification and/or quantitation is tentative.

TI - Nuclide identification is tentative.

R - Nuclide has exceeded 8 halflives.

G - Sample density differs by more than 15% of LCS density.

Abbreviations:

TPU - Total Propagated Uncertainty (see PAI SOP 743)

MDC - Minimum Detectable Concentration (see PAI SOP 709)

BDL - Below Detection Limit

Data Package ID: *GSS0408172-1*

Gamma Spectroscopy Results

PAI 713 Rev 8

Sample Results

Lab Name: Paragon Analytics
Work Order Number: 0408172
Client Name: New World Technologies
ClientProject ID: Ravenna GA00563

Field ID: SU5-C5
Lab ID: 0408172-10

Library: FANP

Sample Matrix: SOIL
Prep SOP: PAI 739 Rev 8
Date Collected: 12-Aug-04
Date Prepared: 10-Sep-04
Date Analyzed: 24-Sep-04

Prep Batch: GS040910-3
QCBatchID: GS040910-3-1
Run ID: gs040910-3a
Count Time: 30 minutes
Report Basis: Dry Weight

Final Aliquot: 332 g
Prep Basis: Dry Weight
Moisture(%): NA
Result Units: pCi/g
File Name: 042302D01A

CASNO	Target Nuclide	Result +/- 2 s TPU	MDC	Lab Qualifier
14331-83-0	Ac-228	0.69 +/- 0.38	0.49	LT,G,TI
14391-76-5	Ag-110m	-0.008 +/- 0.070	0.135	U,G
14682-66-7	Al-26	-0.040 +/- 0.066	0.168	U,G
14596-10-2	Am-241	0.02 +/- 0.47	0.85	U,G
13966-02-4	Be-7	0.52 +/- 0.76	1.26	U,G
14913-49-6	Bi-212	0.5 +/- 1.0	1.8	U,G
14733-03-0	Bi-214	0.27 +/- 0.18	0.25	G,J,TI
13982-30-4	Ce-139	0.005 +/- 0.049	0.088	U,G
14762-78-8	Ce-144	-0.06 +/- 0.27	0.51	U,G
14093-03-9	Co-56	0.07 +/- 0.16	0.29	U,G
13981-50-5	Co-57	-0.020 +/- 0.040	0.076	U,G
13981-38-9	Co-58	-0.033 +/- 0.073	0.162	U,G
10198-40-0	Co-60	-0.067 +/- 0.084	0.190	U,G
14392-02-0	Cr-51	1.0 +/- 1.1	1.8	U,G
13967-70-9	Cs-134	-0.056 +/- 0.071	0.145	U,G

Comments:

Qualifiers/Flags:

U - Result is less than the sample specific MDC or less than the associated TPU

Y1 - Chemical Yield is in control at 100-110%. Quantitative Yield is assumed.

Y2 - Chemical Yield outside default limits.

LT - Result is less than Requested MDC, greater than sample specific MDC.

M3 - The requested MDC was not met, but the reported activity is greater than the reported MDC.

M - The requested MDC was not met.

SQ - Spectral quality prevents accurate quantitation.

SI - Nuclide identification and/or quantitation is tentative.

TI - Nuclide identification is tentative.

R - Nuclide has exceeded 8 halflives.

G - Sample density differs by more than 15% of LCS density.

Abbreviations:

TPU - Total Propagated Uncertainty (see PAI SOP 743)

MDC - Minimum Detectable Concentration (see PAI SOP 709)

BDL - Below Detection Limit

Data Package ID: *GSS0408172-1*

Gamma Spectroscopy Results

PAI 713 Rev 8

Sample Results

Lab Name: Paragon Analytics
Work Order Number: 0408172
Client Name: New World Technologies
ClientProject ID: Ravenna GA00563

Field ID: SU5-C5
Lab ID: 0408172-10

Library: FANP

Sample Matrix: SOIL
Prep SOP: PAI 739 Rev 8
Date Collected: 12-Aug-04
Date Prepared: 10-Sep-04
Date Analyzed: 24-Sep-04

Prep Batch: GS040910-3
QCBatchID: GS040910-3-1
Run ID: gs040910-3a
Count Time: 30 minutes
Report Basis: Dry Weight

Final Aliquot: 332 g
Prep Basis: Dry Weight
Moisture(%): NA
Result Units: pCi/g
File Name: 042302D01A

CASNO	Target Nuclide	Result +/- 2 s TPU	MDC	Lab Qualifier
10045-97-3	Cs-137	0.007 +/- 0.062	0.118	U,G
14683-23-9	Eu-152	0.12 +/- 0.36	0.67	U,G
15585-10-1	Eu-154	0 +/- 0.36	0.71	U,G
14391-16-3	Eu-155	0.20 +/- 0.18	0.28	U,G
14596-12-4	Fe-59	-0.10 +/- 0.19	0.44	U,G
10043-66-0	I-131	-1.8 +/- 2.2	4.5	U,G
13966-00-2	K-40	6.0 +/- 1.9	1.8	G
13966-31-9	Mn-54	-0.008 +/- 0.076	0.148	U,G
13966-32-0	Na-22	-0.013 +/- 0.088	0.177	U,G
14681-63-1	Nb-94	0.056 +/- 0.064	0.102	U,G
13967-76-5	Nb-95	-0.074 +/- 0.098	0.211	U,G
15100-28-4	Pa-234m	4.1 +/- 9.0	16.3	U,G
15092-94-1	Pb-212	0.32 +/- 0.14	0.18	G
15067-28-4	Pb-214	0.31 +/- 0.17	0.24	G,J
13967-48-1	Ru-106	-0.18 +/- 0.54	1.12	U,G

Comments:

Qualifiers/Flags:

U - Result is less than the sample specific MDC or less than the associated TPU

Y1 - Chemical Yield is in control at 100-110%. Quantitative Yield is assumed.

Y2 - Chemical Yield outside default limits.

LT - Result is less than Requested MDC, greater than sample specific MDC.

M3 - The requested MDC was not met, but the reported activity is greater than the reported MDC.

M - The requested MDC was not met.

SQ - Spectral quality prevents accurate quantitation.

SI - Nuclide identification and/or quantitation is tentative.

TI - Nuclide identification is tentative.

R - Nuclide has exceeded 8 halflives.

G - Sample density differs by more than 15% of LCS density.

Abbreviations:

TPU - Total Propagated Uncertainty (see PAI SOP 743)

MDC - Minimum Detectable Concentration (see PAI SOP 709)

BDL - Below Detection Limit

Data Package ID: *GSS0408172-1*

Gamma Spectroscopy Results

PAI 713 Rev 8

Sample Results

Lab Name: Paragon Analytics
Work Order Number: 0408172
Client Name: New World Technologies
ClientProject ID: Ravenna GA00563

Field ID: SU5-C5
Lab ID: 0408172-10

Library: FANP

Sample Matrix: SOIL
Prep SOP: PAI 739 Rev 8
Date Collected: 12-Aug-04
Date Prepared: 10-Sep-04
Date Analyzed: 24-Sep-04

Prep Batch: GS040910-3
QCBatchID: GS040910-3-1
Run ID: gs040910-3a
Count Time: 30 minutes
Report Basis: Dry Weight

Final Aliquot: 332 g
Prep Basis: Dry Weight
Moisture(%): NA
Result Units: pCi/g
File Name: 042302D01A

CASNO	Target Nuclide	Result +/- 2 s TPU	MDC	Lab Qualifier
14683-10-4	Sb-124	-0.105 +/- 0.093	0.206	U,G
14234-35-6	Sb-125	-0.01 +/- 0.16	0.31	U,G
13967-63-0	Sc-46	0 +/- 0.10	0.19	U,G
15623-47-9	Th-227	0.16 +/- 0.46	0.77	U,G
15065-10-8	Th-234	-0.6 +/- 1.1	2.0	U,G
14913-50-9	Tl-208	0.114 +/- 0.082	0.118	U,G
15117-96-1	U-235	0.02 +/- 0.29	0.52	U,G
13982-39-3	Zn-65	-0.10 +/- 0.18	0.39	U,G

Comments:

Qualifiers/Flags:

U - Result is less than the sample specific MDC or less than the associated TPU

Y1 - Chemical Yield is in control at 100-110%. Quantitative Yield is assumed.

Y2 - Chemical Yield outside default limits.

LT - Result is less than Requested MDC, greater than sample specific MDC.

M3 - The requested MDC was not met, but the reported activity is greater than the reported MDC.

M - The requested MDC was not met.

SQ - Spectral quality prevents accurate quantitation.

SI - Nuclide identification and/or quantitation is tentative.

TI - Nuclide identification is tentative.

R - Nuclide has exceeded 8 halflives.

G - Sample density differs by more than 15% of LCS density.

Abbreviations:

TPU - Total Propagated Uncertainty (see PAI SOP 743)

MDC - Minimum Detectable Concentration (see PAI SOP 709)

BDL - Below Detection Limit

Data Package ID: *GSS0408172-1*

Gamma Spectroscopy Results

PAI 713 Rev 8

Sample Results

Lab Name: Paragon Analytics
Work Order Number: 0408172
Client Name: New World Technologies
ClientProject ID: Ravenna GA00563

Field ID: SU5-F6
Lab ID: 0408172-11

Library: FANP

Sample Matrix: SOIL
Prep SOP: PAI 739 Rev 8
Date Collected: 12-Aug-04
Date Prepared: 10-Sep-04
Date Analyzed: 24-Sep-04

Prep Batch: GS040910-3
QCBatchID: GS040910-3-1
Run ID: gs040910-3a
Count Time: 30 minutes
Report Basis: Dry Weight

Final Aliquot: 342 g
Prep Basis: Dry Weight
Moisture(%): NA
Result Units: pCi/g
File Name: 040425D09A

CASNO	Target Nuclide	Result +/- 2 s TPU	MDC	Lab Qualifier
14331-83-0	Ac-228	3.22 +/- 0.69	0.54	G
14391-76-5	Ag-110m	0.005 +/- 0.099	0.174	U,G
14682-66-7	Al-26	-0.012 +/- 0.094	0.183	U,G
14596-10-2	Am-241	0.1 +/- 2.2	3.8	U,G
13966-02-4	Be-7	0.4 +/- 1.2	2.1	U,G
14913-49-6	Bi-212	3.46 +/- 0.52	2.5	G
14733-03-0	Bi-214	0.56 +/- 0.23	0.32	G,J
13982-30-4	Ce-139	-0.10 +/- 0.12	0.21	U,G
14762-78-8	Ce-144	-0.35 +/- 0.67	1.17	U,G
14093-03-9	Co-56	0.25 +/- 0.21	0.31	U,G
13981-50-5	Co-57	-0.029 +/- 0.089	0.156	U,G
13981-38-9	Co-58	-0.09 +/- 0.11	0.22	U,G
10198-40-0	Co-60	0.033 +/- 0.077	0.135	U,G
14392-02-0	Cr-51	-0.1 +/- 1.8	3.1	U,G
13967-70-9	Cs-134	0.046 +/- 0.084	0.141	U,G

Comments:

Qualifiers/Flags:

U - Result is less than the sample specific MDC or less than the associated TPU

Y1 - Chemical Yield is in control at 100-110%. Quantitative Yield is assumed.

Y2 - Chemical Yield outside default limits.

LT - Result is less than Requested MDC, greater than sample specific MDC.

M3 - The requested MDC was not met, but the reported activity is greater than the reported MDC.

M - The requested MDC was not met.

SQ - Spectral quality prevents accurate quantitation.

SI - Nuclide identification and/or quantitation is tentative

TI - Nuclide identification is tentative.

R - Nuclide has exceeded 8 halflives.

G - Sample density differs by more than 15% of LCS density.

Abbreviations:

TPU - Total Propagated Uncertainty (see PAI SOP 743)

MDC - Minimum Detectable Concentration (see PAI SOP 708)

BDL - Below Detection Limit

Data Package ID: *GSS0408172-1*

Gamma Spectroscopy Results

PAI 713 Rev 8

Sample Results

Lab Name: Paragon Analytics
Work Order Number: 0408172
Client Name: New World Technologies
ClientProject ID: Ravenna GA00563

Field ID: SUS-F6
Lab ID: 0408172-11

Library: FANP

Sample Matrix: SOIL
Prep SOP: PAI 739 Rev 8
Date Collected: 12-Aug-04
Date Prepared: 10-Sep-04
Date Analyzed: 24-Sep-04

Prep Batch: GS040910-3
QCBatchID: GS040910-3-1
Run ID: gs040910-3a
Count Time: 30 minutes
Report Basis: Dry Weight

Final Aliquot: 342 g
Prep Basis: Dry Weight
Moisture(%): NA
Result Units: pCi/g
File Name: 040425D09A

CASNO	Target Nuclide	Result +/- 2 s TPU	MDC	Lab Qualifier
10045-97-3	Cs-137	0.096 +/- 0.098	0.157	U,G
14683-23-9	Eu-152	-0.04 +/- 0.42	0.79	U,G
15585-10-1	Eu-154	-0.13 +/- 0.44	0.84	U,G
14391-16-3	Eu-155	0.32 +/- 0.45	0.74	U,G
14596-12-4	Fe-59	-0.29 +/- 0.27	0.57	U,G
10043-66-0	I-131	0.7 +/- 3.2	5.6	U,G
13966-00-2	K-40	6.1 +/- 1.8	1.7	G
13966-31-9	Mn-54	0.09 +/- 0.10	0.17	U,G
13966-32-0	Na-22	-0.023 +/- 0.096	0.184	U,G
14681-63-1	Nb-94	-0.017 +/- 0.083	0.151	U,G
13967-76-5	Nb-95	0.12 +/- 0.15	0.25	U,G
15100-28-4	Pa-234m	8 +/- 13	22	U,G
15092-94-1	Pb-212	3.74 +/- 0.68	0.34	G
15067-28-4	Pb-214	0.70 +/- 0.21	0.31	G,J
13967-48-1	Ru-106	-0.08 +/- 0.84	1.51	U,G

Comments:

Qualifiers/Flags:

U - Result is less than the sample specific MDC or less than the associated TPU

Y1 - Chemical Yield is in control at 100-110%. Quantitative Yield is assumed.

Y2 - Chemical Yield outside default limits.

LT - Result is less than Requested MDC, greater than sample specific MDC.

M3 - The requested MDC was not met, but the reported activity is greater than the reported MDC.

M - The requested MDC was not met.

SQ - Spectral quality prevents accurate quantitation.

SI - Nuclide identification and/or quantitation is tentative.

TI - Nuclide identification is tentative.

R - Nuclide has exceeded 8 halflives.

G - Sample density differs by more than 15% of LCS density.

Abbreviations:

TPU - Total Propagated Uncertainty (see PAI SOP 743)

MDC - Minimum Detectable Concentration (see PAI SOP 709)

BDL - Below Detection Limit

Data Package ID: *GSS0408172-1*

Gamma Spectroscopy Results

PAI 713 Rev 8

Sample Results

Lab Name: Paragon Analytics
Work Order Number: 0408172
Client Name: New World Technologies
ClientProject ID: Ravenna GA00563

Field ID: SU5-F6
Lab ID: 0408172-11

Library: FANP

Sample Matrix: SOIL
Prep SOP: PAI 739 Rev 8
Date Collected: 12-Aug-04
Date Prepared: 10-Sep-04
Date Analyzed: 24-Sep-04

Prep Batch: GS040910-3
QCBatchID: GS040910-3-1
Run ID: gs040910-3a
Count Time: 30 minutes
Report Basis: Dry Weight

Final Aliquot: 342 g
Prep Basis: Dry Weight
Moisture(%): NA
Result Units: pCi/g
File Name: 040425D09A

CASNO	Target Nuclide	Result +/- 2 s TPU	MDC	Lab Qualifier
14683-10-4	Sb-124	0.08 +/- 0.13	0.21	U,G
14234-35-6	Sb-125	0.14 +/- 0.24	0.45	U,G
13967-63-0	Sc-46	0.03 +/- 0.11	0.19	U,G
15623-47-9	Th-227	-7 +/- 17	27	U,G
15065-10-8	Th-234	4.24 +/- 1.3	4.2	G,TI
14913-50-9	Tl-208	1.84 +/- 0.29	0.17	G
15117-96-1	U-235	0.02 +/- 0.58	1.00	U,G
13982-39-3	Zn-65	-0.26 +/- 0.22	0.44	U,G

Comments:

Qualifiers/Flags:

U - Result is less than the sample specific MDC or less than the associated TPU

Y1 - Chemical Yield is in control at 100-110%. Quantitative Yield is assumed.

Y2 - Chemical Yield outside default limits.

LT - Result is less than Requested MDC, greater than sample specific MDC.

M3 - The requested MDC was not met, but the reported activity is greater than the reported MDC.

M - The requested MDC was not met.

SQ - Spectral quality prevents accurate quantitation.

SI - Nuclide identification and/or quantitation is tentative.

TI - Nuclide identification is tentative.

R - Nuclide has exceeded 8 halflives.

G - Sample density differs by more than 15% of LCS density.

Abbreviations:

TPU - Total Propagated Uncertainty (see PAI SOP 743)

MDC - Minimum Detectable Concentration (see PAI SOP 709)

BDL - Below Detection Limit

Data Package ID: *GSS0408172-1*

Gamma Spectroscopy Results

PAI 713 Rev 8

Sample Results

Lab Name: Paragon Analytics
Work Order Number: 0408172
Client Name: New World Technologies
ClientProject ID: Ravenna GA00563

Field ID: SU5-C6
Lab ID: 0408172-12

Library: FANP

Sample Matrix: SOIL
Prep SOP: PAI 739 Rev 8
Date Collected: 12-Aug-04
Date Prepared: 10-Sep-04
Date Analyzed: 24-Sep-04

Prep Batch: GS040910-3
QCBatchID: GS040910-3-1
Run ID: gs040910-3a
Count Time: 30 minutes
Report Basis: Dry Weight

Final Aliquot: 331 g
Prep Basis: Dry Weight
Moisture(%): NA
Result Units: pCi/g
File Name: 042303D01A

CASNO	Target Nuclide	Result +/- 2 s TPU	MDC	Lab Qualifier
14331-83-0	Ac-228	0.61 +/- 0.37	0.49	LT,G,TI
14391-76-5	Ag-110m	-0.012 +/- 0.083	0.158	U,G
14682-66-7	Al-26	0.022 +/- 0.058	0.113	U,G
14596-10-2	Am-241	-0.30 +/- 0.48	0.95	U,G
13966-02-4	Be-7	-0.14 +/- 0.82	1.58	U,G
14913-49-6	Bi-212	1.1 +/- 1.1	1.6	U,G
14733-03-0	Bi-214	0.36 +/- 0.19	0.26	G,J
13982-30-4	Ce-139	0.074 +/- 0.054	0.080	U,G
14762-78-8	Ce-144	0.04 +/- 0.33	0.59	U,G
14093-03-9	Co-56	0.01 +/- 0.17	0.33	U,G
13981-50-5	Co-57	0.026 +/- 0.044	0.073	U,G
13981-38-9	Co-58	0.008 +/- 0.084	0.163	U,G
10198-40-0	Co-60	-0.035 +/- 0.085	0.182	U,G
14392-02-0	Cr-51	0 +/- 1.3	2.4	U,G
13967-70-9	Cs-134	0.10 +/- 0.11	0.16	U,G

Comments:

Qualifiers/Flags:

U - Result is less than the sample specific MDC or less than the associated TPU

Y1 - Chemical Yield is in control at 100-110%. Quantitative Yield is assumed.

Y2 - Chemical Yield outside default limits.

LT - Result is less than Requested MDC, greater than sample specific MDC.

M3 - The requested MDC was not met, but the reported activity is greater than the reported MDC.

M - The requested MDC was not met.

SQ - Spectral quality prevents accurate quantitation.

SI - Nuclide identification and/or quantitation is tentative.

TI - Nuclide identification is tentative.

R - Nuclide has exceeded 8 halflives.

G - Sample density differs by more than 15% of LCS density.

Abbreviations:

TPU - Total Propagated Uncertainty (see PAI SOP 743)

MDC - Minimum Detectable Concentration (see PAI SOP 709)

BDL - Below Detection Limit

Data Package ID: *GSS0408172-1*

Gamma Spectroscopy Results

PAI 713 Rev 8

Sample Results

Lab Name: Paragon Analytics
Work Order Number: 0408172
Client Name: New World Technologies
ClientProject ID: Ravenna GA00563

Field ID: SU5-C6
Lab ID: 0408172-12

Library: FANP

Sample Matrix: SOIL
Prep SOP: PAI 739 Rev 8
Date Collected: 12-Aug-04
Date Prepared: 10-Sep-04
Date Analyzed: 24-Sep-04

Prep Batch: GS040910-3
QCBatchID: GS040910-3-1
Run ID: gs040910-3a
Count Time: 30 minutes
Report Basis: Dry Weight

Final Aliquot: 331 g
Prep Basis: Dry Weight
Moisture(%): NA
Result Units: pCi/g
File Name: 042303D01A

CASNO	Target Nuclide	Result +/- 2 s TPU	MDC	Lab Qualifier
10045-97-3	Cs-137	0.060 +/- 0.079	0.129	U,G
14683-23-9	Eu-152	-0.15 +/- 0.36	0.80	U,G
15585-10-1	Eu-154	0 +/- 0.31	0.64	U,G
14391-16-3	Eu-155	0 +/- 0.19	0.34	U,G
14596-12-4	Fe-59	-0.21 +/- 0.27	0.59	U,G
10043-66-0	I-131	-1.5 +/- 2.3	4.7	U,G
13966-00-2	K-40	4.7 +/- 1.7	1.6	G
13966-31-9	Mn-54	0.030 +/- 0.086	0.153	U,G
13966-32-0	Na-22	0.032 +/- 0.081	0.146	U,G
14681-63-1	Nb-94	0.024 +/- 0.064	0.113	U,G
13967-76-5	Nb-95	-0.07 +/- 0.12	0.25	U,G
15100-28-4	Pa-234m	0 +/- 8.6	17.9	U,G
15092-94-1	Pb-212	0.57 +/- 0.18	0.21	G
15067-28-4	Pb-214	0.58 +/- 0.17	0.19	G,J
13967-48-1	Ru-106	0.36 +/- 0.68	1.16	U,G

Comments:

Qualifiers/Flags:

U - Result is less than the sample specific MDC or less than the associated TPU

Y1 - Chemical Yield is in control at 100-110%. Quantitative Yield is assumed.

Y2 - Chemical Yield outside default limits.

LT - Result is less than Requested MDC, greater than sample specific MDC.

M3 - The requested MDC was not met, but the reported activity is greater than the reported MDC.

M - The requested MDC was not met.

SQ - Spectral quality prevents accurate quantitation.

SI - Nuclide identification and/or quantitation is tentative.

TI - Nuclide identification is tentative.

R - Nuclide has exceeded 8 halflives.

G - Sample density differs by more than 15% of LCS density.

Abbreviations:

TPU - Total Propagated Uncertainty (see PAI SOP 743)

MDC - Minimum Detectable Concentration (see PAI SOP 709)

BDL - Below Detection Limit

Data Package ID: *GSS0408172-1*

Gamma Spectroscopy Results

PAI 713 Rev 8

Sample Results

Lab Name: Paragon Analytics
Work Order Number: 0408172
Client Name: New World Technologies
ClientProject ID: Ravenna GA00563

Field ID: SU5-C6
Lab ID: 0408172-12

Library: FANP

Sample Matrix: SOIL
Prep SOP: PAI 739 Rev 8
Date Collected: 12-Aug-04
Date Prepared: 10-Sep-04
Date Analyzed: 24-Sep-04

Prep Batch: GS040910-3
QCBatchID: GS040910-3-1
Run ID: gs040910-3a
Count Time: 30 minutes
Report Basis: Dry Weight

Final Aliquot: 331 g
Prep Basis: Dry Weight
Moisture(%): NA
Result Units: pCi/g
File Name: 042303D01A

CASNO	Target Nuclide	Result +/- 2 s TPU	MDC	Lab Qualifier
14683-10-4	Sb-124	0.04 +/- 0.11	0.20	U,G
14234-35-6	Sb-125	0.01 +/- 0.17	0.32	U,G
13967-63-0	Sc-46	0.031 +/- 0.091	0.165	U,G
15623-47-9	Th-227	-0.28 +/- 0.53	1.00	U,G
15065-10-8	Th-234	0.2 +/- 1.1	2.0	U,G
14913-50-9	Tl-208	0.167 +/- 0.090	0.117	G
15117-96-1	U-235	-0.43 +/- 0.37	0.71	U,G
13982-39-3	Zn-65	-0.02 +/- 0.19	0.38	U,G

Comments:

Qualifiers/Flags:

U - Result is less than the sample specific MDC or less than the associated TPU

Y1 - Chemical Yield is in control at 100-110%. Quantitative Yield is assumed.

Y2 - Chemical Yield outside default limits.

LT - Result is less than Requested MDC, greater than sample specific MDC.

M3 - The requested MDC was not met, but the reported activity is greater than the reported MDC.

M - The requested MDC was not met.

SQ - Spectral quality prevents accurate quantitation.

SI - Nuclide identification and/or quantitation is tentative.

TI - Nuclide identification is tentative.

R - Nuclide has exceeded 8 halflives.

G - Sample density differs by more than 15% of LCS density.

Abbreviations:

TPU - Total Propagated Uncertainty (see PAI SOP 743)

MDC - Minimum Detectable Concentration (see PAI SOP 709)

BDL - Below Detection Limit

Data Package ID: *GSS0408172-1*

Gamma Spectroscopy Results

PAI 713 Rev 8

Sample Results

Lab Name: Paragon Analytics
Work Order Number: 0408172
Client Name: New World Technologies
ClientProject ID: Ravenna GA00563

Field ID: SU5-D6
Lab ID: 0408172-13

Library: FANP

Sample Matrix: SOIL
Prep SOP: PAI 739 Rev 8
Date Collected: 12-Aug-04
Date Prepared: 10-Sep-04
Date Analyzed: 24-Sep-04

Prep Batch: GS040910-3
QCBatchID: GS040910-3-1
Run ID: gs040910-3a
Count Time: 30 minutes
Report Basis: Dry Weight

Final Aliquot: 314 g
Prep Basis: Dry Weight
Moisture(%): NA
Result Units: pCi/g
File Name: 040426D09B

CASNO	Target Nuclide	Result +/- 2 s TPU	MDC	Lab Qualifier
14331-83-0	Ac-228	1.41 +/- 0.35	0.49	G
14391-76-5	Ag-110m	-0.035 +/- 0.056	0.116	U,G
14682-66-7	Al-26	0.056 +/- 0.060	0.088	U,G
14596-10-2	Am-241	-0.7 +/- 1.5	2.9	U,G
13966-02-4	Be-7	-0.63 +/- 0.82	1.63	U,G
14913-49-6	Bi-212	1.8 +/- 1.3	1.9	U,G
14733-03-0	Bi-214	0.41 +/- 0.18	0.24	G,J
13982-30-4	Ce-139	0.050 +/- 0.079	0.131	U,G
14762-78-8	Ce-144	-0.29 +/- 0.41	0.76	U,G
14093-03-9	Co-56	0.21 +/- 0.20	0.31	U,G
13981-50-5	Co-57	0.003 +/- 0.058	0.102	U,G
13981-38-9	Co-58	-0.017 +/- 0.079	0.156	U,G
10198-40-0	Co-60	0.003 +/- 0.052	0.105	U,G
14392-02-0	Cr-51	-0.5 +/- 1.3	2.5	U,G
13967-70-9	Cs-134	0.021 +/- 0.071	0.123	U,G

Comments:

Qualifiers/Flags:

U - Result is less than the sample specific MDC or less than the associated TPU

Y1 - Chemical Yield is in control at 100-110%. Quantitative Yield is assumed.

Y2 - Chemical Yield outside default limits.

LT - Result is less than Requested MDC, greater than sample specific MDC.

M3 - The requested MDC was not met, but the reported activity is greater than the reported MDC.

M - The requested MDC was not met.

SQ - Spectral quality prevents accurate quantitation.

SI - Nuclide identification and/or quantitation is tentative.

TI - Nuclide identification is tentative.

R - Nuclide has exceeded 8 halflives.

G - Sample density differs by more than 15% of LCS density.

Abbreviations:

TPU - Total Propagated Uncertainty (see PAI SOP 743)

MDC - Minimum Detectable Concentration (see PAI SOP 709)

BDL - Below Detection Limit

Data Package ID: *GSS0408172-1*

Gamma Spectroscopy Results

PAI 713 Rev 8

Sample Results

Lab Name: Paragon Analytics
Work Order Number: 0408172
Client Name: New World Technologies
ClientProject ID: Ravenna GA00563

Field ID: SU5-D6
Lab ID: 0408172-13

Library: FANP

Sample Matrix: SOIL
Prep SOP: PAI 739 Rev 8
Date Collected: 12-Aug-04
Date Prepared: 10-Sep-04
Date Analyzed: 24-Sep-04

Prep Batch: GS040910-3
QCBatchID: GS040910-3-1
Run ID: gs040910-3a
Count Time: 30 minutes
Report Basis: Dry Weight

Final Aliquot: 314 g
Prep Basis: Dry Weight
Moisture(%): NA
Result Units: pCi/g
File Name: 040426D09B

CASNO	Target Nuclide	Result +/- 2 s TPU	MDC	Lab Qualifier
10045-97-3	Cs-137	-0.015 +/- 0.062	0.120	U,G
14683-23-9	Eu-152	0.18 +/- 0.37	0.64	U,G
15585-10-1	Eu-154	-0.07 +/- 0.31	0.63	U,G
14391-16-3	Eu-155	0.04 +/- 0.26	0.46	U,G
14596-12-4	Fe-59	-0.09 +/- 0.23	0.47	U,G
10043-66-0	I-131	-0.5 +/- 2.2	4.1	U,G
13966-00-2	K-40	6.7 +/- 1.7	1.2	G
13966-31-9	Mn-54	-0.046 +/- 0.086	0.166	U,G
13966-32-0	Na-22	-0.029 +/- 0.073	0.151	U,G
14681-63-1	Nb-94	-0.023 +/- 0.063	0.121	U,G
13967-76-5	Nb-95	0.10 +/- 0.11	0.17	U,G
15100-28-4	Pa-234m	1.0 +/- 9.1	17.4	U,G
15092-94-1	Pb-212	1.55 +/- 0.30	0.27	G
15067-28-4	Pb-214	0.43 +/- 0.16	0.24	G,J
13967-48-1	Ru-106	0.13 +/- 0.62	1.11	U,G

Comments:

Qualifiers/Flags:

U - Result is less than the sample specific MDC or less than the associated TPU

Y1 - Chemical Yield is in control at 100-110%. Quantitative Yield is assumed.

Y2 - Chemical Yield outside default limits.

LT - Result is less than Requested MDC, greater than sample specific MDC.

M3 - The requested MDC was not met, but the reported activity is greater than the reported MDC.

M - The requested MDC was not met.

SQ - Spectral quality prevents accurate quantitation.

SI - Nuclide identification and/or quantitation is tentative.

TI - Nuclide identification is tentative.

R - Nuclide has exceeded 8 halflives.

G - Sample density differs by more than 15% of LCS density.

Abbreviations:

TPU - Total Propagated Uncertainty (see PAI SOP 743)

MDC - Minimum Detectable Concentration (see PAI SOP 709)

BDL - Below Detection Limit

Data Package ID: *GSS0408172-1*

Gamma Spectroscopy Results

PAI 713 Rev 8

Sample Results

Lab Name: Paragon Analytics
Work Order Number: 0408172
Client Name: New World Technologies
ClientProject ID: Ravenna GA00563

Field ID: SU5-D6
Lab ID: 0408172-13

Library: FANP

Sample Matrix: SOIL
Prep SOP: PAI 739 Rev 8
Date Collected: 12-Aug-04
Date Prepared: 10-Sep-04
Date Analyzed: 24-Sep-04

Prep Batch: GS040910-3
QCBatchID: GS040910-3-1
Run ID: gs040910-3a
Count Time: 30 minutes
Report Basis: Dry Weight

Final Aliquot: 314 g
Prep Basis: Dry Weight
Moisture(%): NA
Result Units: pCi/g
File Name: 040426D09B

CASNO	Target Nuclide	Result +/- 2 s TPU	MDC	Lab Qualifier
14683-10-4	Sb-124	-0.03 +/- 0.11	0.20	U,G
14234-35-6	Sb-125	-0.03 +/- 0.17	0.32	U,G
13967-63-0	Sc-46	0.079 +/- 0.078	0.118	U,G
15623-47-9	Th-227	0.39 +/- 0.66	1.06	U,G
15065-10-8	Th-234	0 +/- 1.8	3.1	U,G
14913-50-9	Tl-208	0.37 +/- 0.12	0.14	G
15117-96-1	U-235	-0.17 +/- 0.36	0.67	U,G
13982-39-3	Zn-65	-0.12 +/- 0.21	0.41	U,G

Comments:

Qualifiers/Flags:

U - Result is less than the sample specific MDC or less than the associated TPU

Y1 - Chemical Yield is in control at 100-110%. Quantitative Yield is assumed.

Y2 - Chemical Yield outside default limits.

LT - Result is less than Requested MDC, greater than sample specific MDC.

M3 - The requested MDC was not met, but the reported activity is greater than the reported MDC.

M - The requested MDC was not met.

SQ - Spectral quality prevents accurate quantitation.

SI - Nuclide identification and/or quantitation is tentative.

TI - Nuclide identification is tentative.

R - Nuclide has exceeded 8 halflives.

G - Sample density differs by more than 15% of LCS density.

Abbreviations:

TPU - Total Propagated Uncertainty (see PAI SOP 743)

MDC - Minimum Detectable Concentration (see PAI SOP 709)

BDL - Below Detection Limit

Data Package ID: *GSS0408172-1*

Gamma Spectroscopy Results

PAI 713 Rev 8

Sample Results

Lab Name: Paragon Analytics
Work Order Number: 0408172
Client Name: New World Technologies
ClientProject ID: Ravenna GA00563

Field ID: SU5-C1
Lab ID: 0408172-14

Library: FANP

Sample Matrix: SOIL
Prep SOP: PAI 739 Rev 8
Date Collected: 12-Aug-04
Date Prepared: 10-Sep-04
Date Analyzed: 24-Sep-04

Prep Batch: GS040910-3
QCBatchID: GS040910-3-1
Run ID: gs040910-3a
Count Time: 30 minutes
Report Basis: Dry Weight

Final Aliquot: 279 g
Prep Basis: Dry Weight
Moisture(%): NA
Result Units: pCi/g
File Name: 042304D01A

CASNO	Target Nuclide	Result +/- 2 s TPU	MDC	Lab Qualifier
14331-83-0	Ac-228	1.24 +/- 0.44	0.83	G
14391-76-5	Ag-110m	0.03 +/- 0.17	0.29	U,G
14682-66-7	Al-26	-0.031 +/- 0.085	0.200	U,G
14596-10-2	Am-241	0.29 +/- 0.71	1.23	U,G
13966-02-4	Be-7	0.6 +/- 1.2	2.0	U,G
14913-49-6	Bi-212	1.4 +/- 1.5	2.3	U,G
14733-03-0	Bi-214	0.64 +/- 0.28	0.36	G,J
13982-30-4	Ce-139	-0.045 +/- 0.078	0.144	U,G
14762-78-8	Ce-144	-0.22 +/- 0.48	0.88	U,G
14093-03-9	Co-56	0.11 +/- 0.23	0.41	U,G
13981-50-5	Co-57	0.027 +/- 0.061	0.104	U,G
13981-38-9	Co-58	0.02 +/- 0.12	0.22	U,G
10198-40-0	Co-60	-0.088 +/- 0.080	0.204	U,G
14392-02-0	Cr-51	0.2 +/- 1.7	3.0	U,G
13967-70-9	Cs-134	-0.01 +/- 0.13	0.24	U,G

Comments:

Qualifiers/Flags:

U - Result is less than the sample specific MDC or less than the associated TPU

Y1 - Chemical Yield is in control at 100-110%. Quantitative Yield is assumed.

Y2 - Chemical Yield outside default limits.

LT - Result is less than Requested MDC, greater than sample specific MDC.

M3 - The requested MDC was not met, but the reported activity is greater than the reported MDC.

M - The requested MDC was not met.

SQ - Spectral quality prevents accurate quantitation.

SI - Nuclide identification and/or quantitation is tentative.

TI - Nuclide identification is tentative.

R - Nuclide has exceeded 8 halflives.

G - Sample density differs by more than 15% of LCS density.

Abbreviations:

TPU - Total Propagated Uncertainty (see PAI SOP 743)

MDC - Minimum Detectable Concentration (see PAI SOP 709)

BDL - Below Detection Limit

Data Package ID: *GSS0408172-1*

Gamma Spectroscopy Results

PAI 713 Rev 8

Sample Results

Lab Name: Paragon Analytics
Work Order Number: 0408172
Client Name: New World Technologies
ClientProject ID: Ravenna GA00563

Field ID: SU5-C1
Lab ID: 0408172-14

Library: FANP

Sample Matrix: SOIL
Prep SOP: PAI 739 Rev 8
Date Collected: 12-Aug-04
Date Prepared: 10-Sep-04
Date Analyzed: 24-Sep-04

Prep Batch: GS040910-3
QCBatchID: GS040910-3-1
Run ID: gs040910-3a
Count Time: 30 minutes
Report Basis: Dry Weight

Final Aliquot: 279 g
Prep Basis: Dry Weight
Moisture(%): NA
Result Units: pCi/g
File Name: 042304D01A

CASNO	Target Nuclide	Result +/- 2 s TPU	MDC	Lab Qualifier
10045-97-3	Cs-137	0.28 +/- 0.13	0.16	G
14683-23-9	Eu-152	-0.33 +/- 0.51	1.12	U,G
15585-10-1	Eu-154	0.16 +/- 0.36	0.64	U,G
14391-16-3	Eu-155	0.22 +/- 0.28	0.45	U,G
14596-12-4	Fe-59	0.19 +/- 0.31	0.52	U,G
10043-66-0	I-131	-0.4 +/- 3.6	6.5	U,G
13966-00-2	K-40	4.4 +/- 1.9	2.1	G
13966-31-9	Mn-54	-0.054 +/- 0.096	0.197	U,G
13966-32-0	Na-22	0.016 +/- 0.082	0.159	U,G
14681-63-1	Nb-94	0.09 +/- 0.10	0.16	U,G
13967-76-5	Nb-95	0.12 +/- 0.14	0.22	U,G
15100-28-4	Pa-234m	-5 +/- 11	24	U,G
15092-94-1	Pb-212	1.68 +/- 0.33	0.26	G
15067-28-4	Pb-214	0.80 +/- 0.23	0.32	G,J
13967-48-1	Ru-106	0.07 +/- 0.81	1.51	U,G

Comments:

Qualifiers/Flags:

U - Result is less than the sample specific MDC or less than the associated TPU

Y1 - Chemical Yield is in control at 100-110%. Quantitative Yield is assumed.

Y2 - Chemical Yield outside default limits.

LT - Result is less than Requested MDC, greater than sample specific MDC.

M3 - The requested MDC was not met, but the reported activity is greater than the reported MDC.

M - The requested MDC was not met.

SQ - Spectral quality prevents accurate quantitation.

SI - Nuclide identification and/or quantitation is tentative.

TI - Nuclide identification is tentative.

R - Nuclide has exceeded 8 halflives.

G - Sample density differs by more than 15% of LCS density.

Abbreviations:

TPU - Total Propagated Uncertainty (see PAI SOP 743)

MDC - Minimum Detectable Concentration (see PAI SOP 709)

BDL - Below Detection Limit

Data Package ID: *GSS0408172-1*

Gamma Spectroscopy Results

PAI 713 Rev 8

Sample Results

Lab Name: Paragon Analytics
Work Order Number: 0408172
Client Name: New World Technologies
ClientProject ID: Ravenna GA00563

Field ID: SU5-C1
Lab ID: 0408172-14

Library: FANP

Sample Matrix: SOIL
Prep SOP: PAI 739 Rev 8
Date Collected: 12-Aug-04
Date Prepared: 10-Sep-04
Date Analyzed: 24-Sep-04

Prep Batch: GS040910-3
QCBatchID: GS040910-3-1
Run ID: gs040910-3a
Count Time: 30 minutes
Report Basis: Dry Weight

Final Aliquot: 279 g
Prep Basis: Dry Weight
Moisture(%): NA
Result Units: pCi/g
File Name: 042304D01A

CASNO	Target Nuclide	Result +/- 2 s TPU	MDC	Lab Qualifier
14683-10-4	Sb-124	-0.05 +/- 0.17	0.31	U,G
14234-35-6	Sb-125	0.10 +/- 0.24	0.41	U,G
13967-63-0	Sc-46	0.01 +/- 0.11	0.21	U,G
15623-47-9	Th-227	-0.31 +/- 0.76	1.37	U,G
15065-10-8	Th-234	2.9 +/- 2.1	3.3	U,G
14913-50-9	Tl-208	0.54 +/- 0.16	0.15	G
15117-96-1	U-235	0.25 +/- 0.49	0.82	U,G
13982-39-3	Zn-65	-0.43 +/- 0.32	0.67	U,G

Comments:

Qualifiers/Flags:

U - Result is less than the sample specific MDC or less than the associated TPU

Y1 - Chemical Yield is in control at 100-110%. Quantitative Yield is assumed.

Y2 - Chemical Yield outside default limits.

LT - Result is less than Requested MDC, greater than sample specific MDC.

M3 - The requested MDC was not met, but the reported activity is greater than the reported MDC.

M - The requested MDC was not met.

SQ - Spectral quality prevents accurate quantitation.

SI - Nuclide identification and/or quantitation is tentative.

TI - Nuclide identification is tentative.

R - Nuclide has exceeded 8 halflives.

G - Sample density differs by more than 15% of LCS density.

Abbreviations:

TPU - Total Propagated Uncertainty (see PAI SOP 743)

MDC - Minimum Detectable Concentration (see PAI SOP 709)

BDL - Below Detection Limit

Data Package ID: *GSS0408172-1*

Gamma Spectroscopy Results

PAI 713 Rev 8

Sample Duplicate Results

Lab Name: Paragon Analytics
Work Order Number: 0408172
Client Name: New World Technologies
ClientProject ID: Ravenna GA00563

Field ID: SU5-C1
Lab ID: 0408172-14DUP

Library: FANP

Sample Matrix: SOIL
Prep SOP: PAI 739 Rev 8
Date Collected: 12-Aug-04
Date Prepared: 10-Sep-04
Date Analyzed: 27-Sep-04

Prep Batch: GS040910-3
QCBatchID: GS040910-3-1
Run ID: gs040910-3a
Count Time: 30 minutes
Report Basis: Dry Weight

Final Aliquot: 279 g
Prep Basis: Dry Weight
Moisture(%): NA
Result Units: pCi/g
File Name: 040479D05A

CASNO	Target Nuclide	Result +/- 2 s TPU	MDC	Lab Qualifier
14331-83-0	Ac-228	1.36 +/- 0.38	0.51	G
14391-76-5	Ag-110m	0.07 +/- 0.13	0.21	U,G
14682-66-7	Al-26	-0.030 +/- 0.096	0.203	U,G
14596-10-2	Am-241	-0.06 +/- 0.74	1.33	U,G
13966-02-4	Be-7	0.7 +/- 1.2	1.9	U,G
14913-49-6	Bi-212	1.6 +/- 1.4	2.1	U,G
14733-03-0	Bi-214	0.59 +/- 0.25	0.32	G,J
13982-30-4	Ce-139	0.060 +/- 0.073	0.119	U,G
14762-78-8	Ce-144	0.44 +/- 0.49	0.80	U,G
14093-03-9	Co-56	0.36 +/- 0.24	0.31	G,TI
13981-50-5	Co-57	-0.060 +/- 0.062	0.118	U,G
13981-38-9	Co-58	0.078 +/- 0.097	0.157	U,G
10198-40-0	Co-60	0.007 +/- 0.075	0.146	U,G

Comments:

Qualifiers/Flags:

U - Result is less than the sample specific MDC or less than the associated TPU.
Y1 - Chemical Yield is in control at 100-110%. Quantitative yield is assumed.
Y2 - Chemical Yield outside default limits.
LT - Result is less than Requested MDC, greater than sample specific MDC.
M - The requested MDC was not met.
M3 - The requested MDC was not met, but thereported activity is greater than the reported MDC.
W - DER is greater than Warning Limit of 1.42
D - DER is greater than Control Limit of 2.13

SQ - Spectral quality prevents accurate quantitation.
SI - Nuclide identification and/or quantitation is tentative.
TI - Nuclide identification is tentative.
R - Nuclide has exceeded 8 halflives.
G - Sample density differs by more than 15% of LCS density.

Abbreviations:

TPU - Total Propagated Uncertainty (see PAI SOP 743)
MDC - Minimum Detectable Concentration (see PAI SOP 709)
BDL - Below Detection Limit

Data Package ID: *GSS0408172-1*

Gamma Spectroscopy Results

PAI 713 Rev 8

Sample Duplicate Results

Lab Name: Paragon Analytics
Work Order Number: 0408172
Client Name: New World Technologies
ClientProject ID: Ravenna GA00563

Field ID: SU5-C1
Lab ID: 0408172-14DUP

Library: FANP

Sample Matrix: SOIL
Prep SOP: PAI 739 Rev 8
Date Collected: 12-Aug-04
Date Prepared: 10-Sep-04
Date Analyzed: 27-Sep-04

Prep Batch: GS040910-3
QCBatchID: GS040910-3-1
Run ID: gs040910-3a
Count Time: 30 minutes
Report Basis: Dry Weight

Final Aliquot: 279 g
Prep Basis: Dry Weight
Moisture(%): NA
Result Units: pCi/g
File Name: 040479D05A

CASNO	Target Nuclide	Result +/- 2 s TPU	MDC	Lab Qualifier
14392-02-0	Cr-51	0.3 +/- 1.6	2.9	U,G
13967-70-9	Cs-134	-0.023 +/- 0.091	0.169	U,G
10045-97-3	Cs-137	0.46 +/- 0.15	0.17	G
14683-23-9	Eu-152	-0.10 +/- 0.43	0.87	U,G
15585-10-1	Eu-154	-0.17 +/- 0.33	0.73	U,G
14391-16-3	Eu-155	0.03 +/- 0.27	0.48	U,G
14596-12-4	Fe-59	0.10 +/- 0.28	0.50	U,G
10043-66-0	I-131	2.4 +/- 3.4	5.7	U,G
13966-00-2	K-40	7.0 +/- 2.0	1.5	G
13966-31-9	Mn-54	-0.005 +/- 0.094	0.176	U,G
13966-32-0	Na-22	0.02 +/- 0.10	0.18	U,G
14681-63-1	Nb-94	0.012 +/- 0.078	0.141	U,G
13967-76-5	Nb-95	-0.13 +/- 0.13	0.27	U,G

Comments:

Qualifiers/Flags:

U - Result is less than the sample specific MDC or less than the associated TPU.
Y1 - Chemical Yield is in control at 100-110%. Quantitative yield is assumed.
Y2 - Chemical Yield outside default limits.
LT - Result is less than Requested MDC, greater than sample specific MDC.
M - The requested MDC was not met.
M3 - The requested MDC was not met, but thereported activity is greater than the reported MDC.
W - DER is greater than Warning Limit of 1.42
D - DER is greater than Control Limit of 2.13

SQ - Spectral quality prevents accurate quantitation.
SI - Nuclide identification and/or quantitation is tentative.
TI - Nuclide identification is tentative.
R - Nuclide has exceeded 8 halflives.
G - Sample density differs by more than 15% of LCS density.

Abbreviations:
TPU - Total Propagated Uncertainty (see PAI SOP 743)
MDC - Minimum Detectable Concentration (see PAI SOP 709)
BDL - Below Detection Limit

Data Package ID: *GSS0408172-1*

Gamma Spectroscopy Results

PAI 713 Rev 8

Sample Duplicate Results

Lab Name: Paragon Analytics
Work Order Number: 0408172
Client Name: New World Technologies
ClientProject ID: Ravenna GA00563

Field ID: SU5-C1
Lab ID: 0408172-14DUP

Library: FANP

Sample Matrix: SOIL
Prep SOP: PAI 739 Rev 8
Date Collected: 12-Aug-04
Date Prepared: 10-Sep-04
Date Analyzed: 27-Sep-04

Prep Batch: GS040910-3
QCBatchID: GS040910-3-1
Run ID: gs040910-3a
Count Time: 30 minutes
Report Basis: Dry Weight

Final Aliquot: 279 g
Prep Basis: Dry Weight
Moisture(%): NA
Result Units: pCi/g
File Name: 040479D05A

CASNO	Target Nuclide	Result +/- 2 s TPU	MDC	Lab Qualifier
15100-28-4	Pa-234m	1.3 +/- 8.7	17.2	U,G
15092-94-1	Pb-212	1.28 +/- 0.30	0.31	G
15067-28-4	Pb-214	0.64 +/- 0.22	0.37	G,J
13967-48-1	Ru-106	-0.24 +/- 0.81	1.56	U,G
14683-10-4	Sb-124	-0.05 +/- 0.14	0.26	U,G
14234-35-6	Sb-125	0.15 +/- 0.20	0.35	U,G
13967-63-0	Sc-46	-0.09 +/- 0.11	0.24	U,G
15623-47-9	Th-227	-3 +/- 14	23	U,G
15065-10-8	Th-234	1.2 +/- 1.9	3.2	U,G
14913-50-9	Tl-208	0.46 +/- 0.14	0.14	G
15117-96-1	U-235	0.16 +/- 0.44	0.76	U,G
13982-39-3	Zn-65	-0.29 +/- 0.26	0.54	U,G

Comments:

Qualifiers/Flags:

U - Result is less than the sample specific MDC or less than the associated TPU.
Y1 - Chemical Yield is in control at 100-110%. Quantitative yield is assumed.
Y2 - Chemical Yield outside default limits.
LT - Result is less than Requested MDC, greater than sample specific MDC.
M - The requested MDC was not met.
M3 - The requested MDC was not met, but thereported activity is greater than the reported MDC.
W - DER is greater than Warning Limit of 1.42
D - DER is greater than Control Limit of 2.13
SQ - Spectral quality prevents accurate quantitation.
SI - Nuclide Identification and/or quantitation is tentative.
TI - Nuclide Identification is tentative.
R - Nuclide has exceeded 8 halflives.
G - Sample density differs by more than 15% of LCS density.

Abbreviations:

TPU - Total Propagated Uncertainty (see PAI SOP 743)
MDC - Minimum Detectable Concentration (see PAI SOP 709)
BDL - Below Detection Limit

Data Package ID: *GSS0408172-1*

Gamma Spectroscopy Results

PAI 713 Rev 8

Sample Results

Lab Name: Paragon Analytics
Work Order Number: 0408172
Client Name: New World Technologies
ClientProject ID: Ravenna GA00563

Field ID: SU5-D3
Lab ID: 0408172-15

Library: FANP

Sample Matrix: SOIL
Prep SOP: PAI 739 Rev 8
Date Collected: 12-Aug-04
Date Prepared: 10-Sep-04
Date Analyzed: 24-Sep-04

Prep Batch: GS040910-3
QCBatchID: GS040910-3-1
Run ID: gs040910-3a
Count Time: 30 minutes
Report Basis: Dry Weight

Final Aliquot: 335 g
Prep Basis: Dry Weight
Moisture(%): NA
Result Units: pCi/g
File Name: 041645D08A

CASNO	Target Nuclide	Result +/- 2 s TPU	MDC	Lab Qualifier
14331-83-0	Ac-228	0.25 +/- 0.29	0.47	U,G
14391-76-5	Ag-110m	-0.017 +/- 0.050	0.104	U,G
14682-66-7	Al-26	0.033 +/- 0.039	0.030	G,TI
14596-10-2	Am-241	0.014 +/- 0.086	0.154	U,G
13966-02-4	Be-7	-0.06 +/- 0.66	1.28	U,G
14913-49-6	Bi-212	0.25 +/- 0.97	1.75	U,G
14733-03-0	Bi-214	0.31 +/- 0.17	0.23	G,J
13982-30-4	Ce-139	-0.014 +/- 0.042	0.079	U,G
14762-78-8	Ce-144	-0.04 +/- 0.23	0.43	U,G
14093-03-9	Co-56	0.08 +/- 0.16	0.28	U,G
13981-50-5	Co-57	0.031 +/- 0.027	0.041	U,G
13981-38-9	Co-58	0.062 +/- 0.096	0.162	U,G
10198-40-0	Co-60	0.023 +/- 0.065	0.121	U,G
14392-02-0	Cr-51	-0.19 +/- 0.94	1.83	U,G
13967-70-9	Cs-134	0.026 +/- 0.061	0.107	U,G

Comments:

Qualifiers/Flags:

U - Result is less than the sample specific MDC or less than the associated TPU

Y1 - Chemical Yield is in control at 100-110%. Quantitative Yield is assumed.

Y2 - Chemical Yield outside default limits.

LT - Result is less than Requested MDC, greater than sample specific MDC.

M3 - The requested MDC was not met, but the reported activity is greater than the reported MDC.

M - The requested MDC was not met.

SQ - Spectral quality prevents accurate quantitation.

SI - Nuclide identification and/or quantitation is tentative.

TI - Nuclide identification is tentative.

R - Nuclide has exceeded 8 halflives.

G - Sample density differs by more than 15% of LCS density.

Abbreviations:

TPU - Total Propagated Uncertainty (see PAI SOP 743)

MDC - Minimum Detectable Concentration (see PAI SOP 709)

BDL - Below Detection Limit

Data Package ID: *GSS0408172-1*

Gamma Spectroscopy Results

PAI 713 Rev 8

Sample Results

Lab Name: Paragon Analytics
Work Order Number: 0408172
Client Name: New World Technologies
ClientProject ID: Ravenna GA00563

Field ID: SU5-D3
Lab ID: 0408172-15

Library: FANP

Sample Matrix: SOIL
Prep SOP: PAI 739 Rev 8
Date Collected: 12-Aug-04
Date Prepared: 10-Sep-04
Date Analyzed: 24-Sep-04

Prep Batch: GS040910-3
QCBatchID: GS040910-3-1
Run ID: gs040910-3a
Count Time: 30 minutes
Report Basis: Dry Weight

Final Aliquot: 335 g
Prep Basis: Dry Weight
Moisture(%): NA
Result Units: pCi/g
File Name: 041645D08A

CASNO	Target Nuclide	Result +/- 2 s TPU	MDC	Lab Qualifier
10045-97-3	Cs-137	0.009 +/- 0.063	0.116	U,G
14683-23-9	Eu-152	0.22 +/- 0.37	0.62	U,G
15585-10-1	Eu-154	-0.16 +/- 0.26	0.61	U,G
14391-16-3	Eu-155	-0.09 +/- 0.11	0.22	U,G
14596-12-4	Fe-59	-0.05 +/- 0.26	0.51	U,G
10043-66-0	I-131	-0.2 +/- 2.2	4.1	U,G
13966-00-2	K-40	6.3 +/- 1.8	1.5	G
13966-31-9	Mn-54	-0.007 +/- 0.060	0.119	U,G
13966-32-0	Na-22	0.014 +/- 0.062	0.118	U,G
14681-63-1	Nb-94	-0.005 +/- 0.051	0.100	U,G
13967-76-5	Nb-95	0.044 +/- 0.095	0.167	U,G
15100-28-4	Pa-234m	-8.1 +/- 8.6	20.5	U,G
15092-94-1	Pb-212	0.30 +/- 0.13	0.17	G
15067-28-4	Pb-214	0.34 +/- 0.13	0.20	G,J
13967-48-1	Ru-106	-0.40 +/- 0.70	1.38	U,G

Comments:

Qualifiers/Flags:

U - Result is less than the sample specific MDC or less than the associated TPU

Y1 - Chemical Yield is in control at 100-110%. Quantitative Yield is assumed.

Y2 - Chemical Yield outside default limits.

LT - Result is less than Requested MDC, greater than sample specific MDC.

M3 - The requested MDC was not met, but the reported activity is greater than the reported MDC.

M - The requested MDC was not met.

SQ - Spectral quality prevents accurate quantitation.

SI - Nuclide identification and/or quantitation is tentative.

TI - Nuclide identification is tentative.

R - Nuclide has exceeded 8 halflives.

G - Sample density differs by more than 15% of LCS density.

Abbreviations:

TPU - Total Propagated Uncertainty (see PAI SOP 743)

MDC - Minimum Detectable Concentration (see PAI SOP 709)

BDL - Below Detection Limit

Data Package ID: *GSS0408172-1*

Gamma Spectroscopy Results

PAI 713 Rev 8

Sample Results

Lab Name: Paragon Analytics
Work Order Number: 0408172
Client Name: New World Technologies
ClientProject ID: Ravenna GA00563

Field ID: SU5-D3
Lab ID: 0408172-15

Library: FANP

Sample Matrix: SOIL
Prep SOP: PAI 739 Rev 8
Date Collected: 12-Aug-04
Date Prepared: 10-Sep-04
Date Analyzed: 24-Sep-04

Prep Batch: GS040910-3
QCBatchID: GS040910-3-1
Run ID: gs040910-3a
Count Time: 30 minutes
Report Basis: Dry Weight

Final Aliquot: 335 g
Prep Basis: Dry Weight
Moisture(%): NA
Result Units: pCi/g
File Name: 041645D08A

CASNO	Target Nuclide	Result +/- 2 s TPU	MDC	Lab Qualifier
14683-10-4	Sb-124	0.008 +/- 0.096	0.177	U,G
14234-35-6	Sb-125	0.16 +/- 0.16	0.26	U,G
13967-63-0	Sc-46	0.012 +/- 0.075	0.142	U,G
15623-47-9	Th-227	0 +/- 0.23	0.43	U,G
15065-10-8	Th-234	0.74 +/- 0.65	1.37	U,G
14913-50-9	Tl-208	0.060 +/- 0.060	0.093	U,G
15117-96-1	U-235	0.15 +/- 0.25	0.42	U,G
13982-39-3	Zn-65	-0.25 +/- 0.19	0.42	U,G

Comments:

Qualifiers/Flags:

U - Result is less than the sample specific MDC or less than the associated TPU

Y1 - Chemical Yield is in control at 100-110%. Quantitative Yield is assumed.

Y2 - Chemical Yield outside default limits.

LT - Result is less than Requested MDC, greater than sample specific MDC.

M3 - The requested MDC was not met, but the reported activity is greater than the reported MDC.

M - The requested MDC was not met.

SQ - Spectral quality prevents accurate quantitation.

SI - Nuclide identification and/or quantitation is tentative.

TI - Nuclide identification is tentative.

R - Nuclide has exceeded 8 halflives.

G - Sample density differs by more than 15% of LCS density.

Abbreviations:

TPU - Total Propagated Uncertainty (see PAI SOP 743)

MDC - Minimum Detectable Concentration (see PAI SOP 709)

BDL - Below Detection Limit

Data Package ID: *GSS0408172-1*

Gamma Spectroscopy Results

PAI 713 Rev 8

Sample Results

Lab Name: Paragon Analytics
Work Order Number: 0408172
Client Name: New World Technologies
ClientProject ID: Ravenna GA00563

Field ID: SU5-E3
Lab ID: 0408172-16

Library: FANP

Sample Matrix: SOIL
Prep SOP: PAI 739 Rev 8
Date Collected: 12-Aug-04
Date Prepared: 10-Sep-04
Date Analyzed: 24-Sep-04

Prep Batch: GS040910-3
QCBatchID: GS040910-3-1
Run ID: gs040910-3a
Count Time: 30 minutes
Report Basis: Dry Weight

Final Aliquot: 293 g
Prep Basis: Dry Weight
Moisture(%): NA
Result Units: pCi/g
File Name: 040427D09A

CASNO	Target Nuclide	Result +/- 2 s TPU	MDC	Lab Qualifier
14331-83-0	Ac-228	0.75 +/- 0.39	0.51	LT,G,TI
14391-76-5	Ag-110m	0.022 +/- 0.092	0.158	U,G
14682-66-7	Al-26	-0.048 +/- 0.086	0.189	U,G
14596-10-2	Am-241	1.0 +/- 1.4	2.4	U,G
13966-02-4	Be-7	0.70 +/- 0.81	1.30	U,G
14913-49-6	Bi-212	1.4 +/- 1.1	1.7	U,G
14733-03-0	Bi-214	0.34 +/- 0.21	0.31	G,J
13982-30-4	Ce-139	-0.094 +/- 0.075	0.145	U,G
14762-78-8	Ce-144	-0.04 +/- 0.39	0.70	U,G
14093-03-9	Co-56	0.08 +/- 0.21	0.37	U,G
13981-50-5	Co-57	0.014 +/- 0.055	0.096	U,G
13981-38-9	Co-58	-0.001 +/- 0.084	0.161	U,G
10198-40-0	Co-60	0.020 +/- 0.061	0.113	U,G
14392-02-0	Cr-51	0.1 +/- 1.4	2.4	U,G
13967-70-9	Cs-134	-0.040 +/- 0.082	0.160	U,G

Comments:

Qualifiers/Flags:

U - Result is less than the sample specific MDC or less than the associated TPU

Y1 - Chemical Yield is in control at 100-110%. Quantitative Yield is assumed.

Y2 - Chemical Yield outside default limits.

LT - Result is less than Requested MDC, greater than sample specific MDC.

M3 - The requested MDC was not met, but the reported activity is greater than the reported MDC.

M - The requested MDC was not met.

SQ - Spectral quality prevents accurate quantitation.

SI - Nuclide identification and/or quantitation is tentative.

TI - Nuclide identification is tentative.

R - Nuclide has exceeded 8 halflives.

G - Sample density differs by more than 15% of LCS density.

Abbreviations:

TPU - Total Propagated Uncertainty (see PAI SOP 743)

MDC - Minimum Detectable Concentration (see PAI SOP 709)

BDL - Below Detection Limit

Data Package ID: *GSS0408172-1*

Gamma Spectroscopy Results

PAI 713 Rev 8

Sample Results

Lab Name: Paragon Analytics
Work Order Number: 0408172
Client Name: New World Technologies
ClientProject ID: Ravenna GA00563

Field ID: SU5-E3
Lab ID: 0408172-16

Library: FANP

Sample Matrix: SOIL
Prep SOP: PAI 739 Rev 8
Date Collected: 12-Aug-04
Date Prepared: 10-Sep-04
Date Analyzed: 24-Sep-04

Prep Batch: GS040910-3
QCBatchID: GS040910-3-1
Run ID: gs040910-3a
Count Time: 30 minutes
Report Basis: Dry Weight

Final Aliquot: 293 g
Prep Basis: Dry Weight
Moisture(%): NA
Result Units: pCi/g
File Name: 040427D09A

CASNO	Target Nuclide	Result +/- 2 s TPU	MDC	Lab Qualifier
10045-97-3	Cs-137	0.25 +/- 0.11	0.13	G
14683-23-9	Eu-152	-0.11 +/- 0.32	0.69	U,G
15585-10-1	Eu-154	-0.04 +/- 0.29	0.59	U,G
14391-16-3	Eu-155	-0.03 +/- 0.26	0.46	U,G
14596-12-4	Fe-59	-0.18 +/- 0.24	0.52	U,G
10043-66-0	I-131	0.6 +/- 2.2	3.9	U,G
13966-00-2	K-40	5.4 +/- 1.7	1.6	G
13966-31-9	Mn-54	-0.045 +/- 0.067	0.140	U,G
13966-32-0	Na-22	0.042 +/- 0.076	0.131	U,G
14681-63-1	Nb-94	0.059 +/- 0.059	0.092	U,G
13967-76-5	Nb-95	0.074 +/- 0.094	0.153	U,G
15100-28-4	Pa-234m	-2.2 +/- 9.5	19.5	U,G
15092-94-1	Pb-212	0.91 +/- 0.22	0.23	G
15067-28-4	Pb-214	0.42 +/- 0.17	0.29	G,J
13967-48-1	Ru-106	-0.19 +/- 0.57	1.12	U,G

Comments:

Qualifiers/Flags:

U - Result is less than the sample specific MDC or less than the associated TPU
Y1 - Chemical Yield is in control at 100-110%. Quantitative Yield is assumed.
Y2 - Chemical Yield outside default limits.
LT - Result is less than Requested MDC, greater than sample specific MDC.
M3 - The requested MDC was not met, but the reported activity is greater than the reported MDC.
M - The requested MDC was not met.
SQ - Spectral quality prevents accurate quantitation.
SI - Nuclide identification and/or quantitation is tentative.
TI - Nuclide identification is tentative.
R - Nuclide has exceeded 8 halflives.
G - Sample density differs by more than 15% of LCS density.

Abbreviations:

TPU - Total Propagated Uncertainty (see PAI SOP 743)
MDC - Minimum Detectable Concentration (see PAI SOP 709)
BDL - Below Detection Limit

Data Package ID: *GSS0408172-1*

Gamma Spectroscopy Results

PAI 713 Rev 8

Sample Results

Lab Name: Paragon Analytics
Work Order Number: 0408172
Client Name: New World Technologies
ClientProject ID: Ravenna GA00563

Field ID: SU5-E3
Lab ID: 0408172-16

Library: FANP

Sample Matrix: SOIL
Prep SOP: PAI 739 Rev 8
Date Collected: 12-Aug-04
Date Prepared: 10-Sep-04
Date Analyzed: 24-Sep-04

Prep Batch: GS040910-3
QCBatchID: GS040910-3-1
Run ID: gs040910-3a
Count Time: 30 minutes
Report Basis: Dry Weight

Final Aliquot: 293 g
Prep Basis: Dry Weight
Moisture(%): NA
Result Units: pCi/g
File Name: 040427D09A

CASNO	Target Nuclide	Result +/- 2 s TPU	MDC	Lab Qualifier
14683-10-4	Sb-124	-0.007 +/- 0.088	0.165	U,G
14234-35-6	Sb-125	-0.02 +/- 0.19	0.35	U,G
13967-63-0	Sc-46	0.042 +/- 0.091	0.159	U,G
15623-47-9	Th-227	-0.22 +/- 0.62	1.12	U,G
15065-10-8	Th-234	0.8 +/- 1.5	2.6	U,G
14913-50-9	Tl-208	0.25 +/- 0.10	0.13	G
15117-96-1	U-235	-0.09 +/- 0.34	0.62	U,G
13982-39-3	Zn-65	-0.08 +/- 0.17	0.34	U,G

Comments:

Qualifiers/Flags:

U - Result is less than the sample specific MDC or less than the associated TPU

Y1 - Chemical Yield is in control at 100-110%. Quantitative Yield is assumed.

Y2 - Chemical Yield outside default limits.

LT - Result is less than Requested MDC, greater than sample specific MDC.

M3 - The requested MDC was not met, but the reported activity is greater than the reported MDC.

M - The requested MDC was not met.

SQ - Spectral quality prevents accurate quantitation.

SI - Nuclide identification and/or quantitation is tentative.

TI - Nuclide identification is tentative.

R - Nuclide has exceeded 8 halflives.

G - Sample density differs by more than 15% of LCS density.

Abbreviations:

TPU - Total Propagated Uncertainty (see PAI SOP 743)

MDC - Minimum Detectable Concentration (see PAI SOP 709)

BDL - Below Detection Limit

Data Package ID: *GSS0408172-1*

Gamma Spectroscopy Results

PAI 713 Rev 8

Sample Results

Lab Name: Paragon Analytics
Work Order Number: 0408172
Client Name: New World Technologies
ClientProject ID: Ravenna GA00563

Field ID: SU5-F5
Lab ID: 0408172-17

Library: FANP

Sample Matrix: SOIL
Prep SOP: PAI 739 Rev 8
Date Collected: 12-Aug-04
Date Prepared: 10-Sep-04
Date Analyzed: 24-Sep-04

Prep Batch: GS040910-3
QCBatchID: GS040910-3-1
Run ID: GS040910-3C
Count Time: 30 minutes
Report Basis: Dry Weight

Final Aliquot: 234 g
Prep Basis: Dry Weight
Moisture(%): NA
Result Units: pCi/g
File Name: 040428D09A

CASNO	Target Nuclide	Result +/- 2 s TPU	MDC	Lab Qualifier
14331-83-0	Ac-228	0.91 +/- 0.39	0.53	LT,G
14391-76-5	Ag-110m	-0.034 +/- 0.089	0.173	U,G
14682-66-7	Al-26	-0.03 +/- 0.10	0.22	U,G
14596-10-2	Am-241	0.8 +/- 2.1	3.6	U,G
13966-02-4	Be-7	-0.5 +/- 1.2	2.2	U,G
14913-49-6	Bi-212	1.2 +/- 1.4	2.3	U,G
14733-03-0	Bi-214	0.99 +/- 0.31	0.36	G,J
13982-30-4	Ce-139	-0.068 +/- 0.099	0.184	U,G
14762-78-8	Ce-144	0.23 +/- 0.54	0.91	U,G
14093-03-9	Co-56	0.44 +/- 0.30	0.42	G,TI
13981-50-5	Co-57	-0.025 +/- 0.075	0.136	U,G
13981-38-9	Co-58	-0.07 +/- 0.11	0.23	U,G
10198-40-0	Co-60	0.064 +/- 0.099	0.167	U,G
14392-02-0	Cr-51	-0.3 +/- 1.7	3.1	U,G
13967-70-9	Cs-134	-0.02 +/- 0.12	0.21	U,G

Comments:

Qualifiers/Flags:

U - Result is less than the sample specific MDC or less than the associated TPU

Y1 - Chemical Yield is in control at 100-110%. Quantitative Yield is assumed.

Y2 - Chemical Yield outside default limits.

LT - Result is less than Requested MDC, greater than sample specific MDC.

M3 - The requested MDC was not met, but the reported activity is greater than the reported MDC.

M - The requested MDC was not met.

SQ - Spectral quality prevents accurate quantitation.

SI - Nuclide identification and/or quantitation is tentative.

TI - Nuclide identification is tentative.

R - Nuclide has exceeded 8 halflives.

G - Sample density differs by more than 15% of LCS density.

Abbreviations:

TPU - Total Propagated Uncertainty (see PAI SOP 743)

MDC - Minimum Detectable Concentration (see PAI SOP 709)

BDL - Below Detection Limit

Data Package ID: *GSS0408172-1*

Gamma Spectroscopy Results

PAI 713 Rev 8

Sample Results

Lab Name: Paragon Analytics
Work Order Number: 0408172
Client Name: New World Technologies
ClientProject ID: Ravenna GA00563

Field ID: SU5-F5
Lab ID: 0408172-17

Library: FANP

Sample Matrix: SOIL
Prep SOP: PAI 739 Rev 8
Date Collected: 12-Aug-04
Date Prepared: 10-Sep-04
Date Analyzed: 24-Sep-04

Prep Batch: GS040910-3
QCBatchID: GS040910-3-1
Run ID: GS040910-3C
Count Time: 30 minutes
Report Basis: Dry Weight

Final Aliquot: 234 g
Prep Basis: Dry Weight
Moisture(%): NA
Result Units: pCi/g
File Name: 040428D09A

CASNO	Target Nuclide	Result +/- 2 s TPU	MDC	Lab Qualifier
10045-97-3	Cs-137	0.013 +/- 0.080	0.147	U,G
14683-23-9	Eu-152	0.41 +/- 0.61	1.02	U,G
15585-10-1	Eu-154	0.19 +/- 0.51	0.90	U,G
14391-16-3	Eu-155	0.12 +/- 0.40	0.69	U,G
14596-12-4	Fe-59	-0.14 +/- 0.37	0.73	U,G
10043-66-0	I-131	0 +/- 3.1	5.6	U,G
13966-00-2	K-40	17.0 +/- 3.6	2.6	G
13966-31-9	Mn-54	-0.01 +/- 0.10	0.19	U,G
13966-32-0	Na-22	-0.05 +/- 0.13	0.26	U,G
14681-63-1	Nb-94	0.049 +/- 0.081	0.138	U,G
13967-76-5	Nb-95	-0.02 +/- 0.18	0.32	U,G
15100-28-4	Pa-234m	1 +/- 16	29	U,G
15092-94-1	Pb-212	1.27 +/- 0.32	0.35	G
15067-28-4	Pb-214	1.19 +/- 0.27	0.31	G,J
13967-48-1	Ru-106	-0.48 +/- 0.72	1.46	U,G

Comments:

Qualifiers/Flags:

U - Result is less than the sample specific MDC or less than the associated TPU

Y1 - Chemical Yield is in control at 100-110%. Quantitative Yield is assumed.

Y2 - Chemical Yield outside default limits.

LT - Result is less than Requested MDC, greater than sample specific MDC.

M3 - The requested MDC was not met, but the reported activity is greater than the reported MDC.

M - The requested MDC was not met.

SQ - Spectral quality prevents accurate quantitation.

SI - Nuclide identification and/or quantitation is tentative.

TI - Nuclide identification is tentative.

R - Nuclide has exceeded 8 halflives.

G - Sample density differs by more than 15% of LCS density.

Abbreviations:

TPU - Total Propagated Uncertainty (see PAI SOP 743)

MDC - Minimum Detectable Concentration (see PAI SOP 709)

BDL - Below Detection Limit

Data Package ID: *GSS0408172-1*

Gamma Spectroscopy Results

PAI 713 Rev 8

Sample Results

Lab Name: Paragon Analytics
Work Order Number: 0408172
Client Name: New World Technologies
ClientProject ID: Ravenna GA00563

Field ID: SU5-F5
Lab ID: 0408172-17

Library: FANP

Sample Matrix: SOIL
Prep SOP: PAI 739 Rev 8
Date Collected: 12-Aug-04
Date Prepared: 10-Sep-04
Date Analyzed: 24-Sep-04

Prep Batch: GS040910-3
QCBatchID: GS040910-3-1
Run ID: GS040910-3C
Count Time: 30 minutes
Report Basis: Dry Weight

Final Aliquot: 234 g
Prep Basis: Dry Weight
Moisture(%): NA
Result Units: pCi/g
File Name: 040428D09A

CASNO	Target Nuclide	Result +/- 2 s TPU	MDC	Lab Qualifier
14683-10-4	Sb-124	0.08 +/- 0.13	0.22	U,G
14234-35-6	Sb-125	0.07 +/- 0.22	0.40	U,G
13967-63-0	Sc-46	-0.10 +/- 0.14	0.28	U,G
15623-47-9	Th-227	0.30 +/- 0.88	1.46	U,G
15065-10-8	Th-234	2.4 +/- 2.5	4.1	U,G
14913-50-9	Tl-208	0.42 +/- 0.15	0.19	G
15117-96-1	U-235	0.30 +/- 0.52	0.88	U,G
13982-39-3	Zn-65	-0.29 +/- 0.28	0.58	U,G

Comments:

Qualifiers/Flags:

U - Result is less than the sample specific MDC or less than the associated TPU

Y1 - Chemical Yield is in control at 100-110%. Quantitative Yield is assumed.

Y2 - Chemical Yield outside default limits.

LT - Result is less than Requested MDC, greater than sample specific MDC.

M3 - The requested MDC was not met, but the reported activity is greater than the reported MDC.

M - The requested MDC was not met.

SQ - Spectral quality prevents accurate quantitation.

SI - Nuclide identification and/or quantitation is tentative.

TI - Nuclide identification is tentative.

R - Nuclide has exceeded 8 halflives.

G - Sample density differs by more than 15% of LCS density.

Abbreviations:

TPU - Total Propagated Uncertainty (see PAI SOP 743)

MDC - Minimum Detectable Concentration (see PAI SOP 709)

BDL - Below Detection Limit

Data Package ID: *GSS0408172-1*

Gamma Spectroscopy Results

PAI 713 Rev 8

Sample Results

Lab Name: Paragon Analytics
Work Order Number: 0408172
Client Name: New World Technologies
ClientProject ID: Ravenna GA00563

Field ID: SU5-A6
Lab ID: 0408172-18

Library: FANP

Sample Matrix: SOIL
Prep SOP: PAI 739 Rev 8
Date Collected: 12-Aug-04
Date Prepared: 10-Sep-04
Date Analyzed: 24-Sep-04

Prep Batch: GS040910-3
QCBatchID: GS040910-3-1
Run ID: gs040910-3a
Count Time: 30 minutes
Report Basis: Dry Weight

Final Aliquot: 262 g
Prep Basis: Dry Weight
Moisture(%): NA
Result Units: pCi/g
File Name: 042307D01A

CASNO	Target Nuclide	Result +/- 2 s TPU	MDC	Lab Qualifier
14331-83-0	Ac-228	0.89 +/- 0.39	0.64	LT,G,TI
14391-76-5	Ag-110m	0.03 +/- 0.13	0.23	U,G
14682-66-7	Al-26	0.022 +/- 0.092	0.183	U,G
14596-10-2	Am-241	0.03 +/- 0.61	1.12	U,G
13966-02-4	Be-7	-0.2 +/- 1.2	2.2	U,G
14913-49-6	Bi-212	0.7 +/- 1.5	2.6	U,G
14733-03-0	Bi-214	0.96 +/- 0.36	0.45	G,J
13982-30-4	Ce-139	0.001 +/- 0.072	0.128	U,G
14762-78-8	Ce-144	-0.05 +/- 0.43	0.78	U,G
14093-03-9	Co-56	0.03 +/- 0.27	0.51	U,G
13981-50-5	Co-57	-0.023 +/- 0.064	0.118	U,G
13981-38-9	Co-58	-0.11 +/- 0.11	0.26	U,G
10198-40-0	Co-60	0.004 +/- 0.085	0.173	U,G
14392-02-0	Cr-51	-0.9 +/- 1.7	3.3	U,G
13967-70-9	Cs-134	0.01 +/- 0.13	0.23	U,G

Comments:

Qualifiers/Flags:

U - Result is less than the sample specific MDC or less than the associated TPU

Y1 - Chemical Yield is in control at 100-110%. Quantitative Yield is assumed.

Y2 - Chemical Yield outside default limits.

LT - Result is less than Requested MDC, greater than sample specific MDC.

M3 - The requested MDC was not met, but the reported activity is greater than the reported MDC.

M - The requested MDC was not met.

SQ - Spectral quality prevents accurate quantitation.

SI - Nuclide identification and/or quantitation is tentative.

TI - Nuclide identification is tentative.

R - Nuclide has exceeded 8 halflives.

G - Sample density differs by more than 15% of LCS density.

Abbreviations:

TPU - Total Propagated Uncertainty (see PAI SOP 743)

MDC - Minimum Detectable Concentration (see PAI SOP 709)

BDL - Below Detection Limit

Data Package ID: *GSS0408172-1*

Gamma Spectroscopy Results

PAI 713 Rev 8

Sample Results

Lab Name: Paragon Analytics
Work Order Number: 0408172
Client Name: New World Technologies
ClientProject ID: Ravenna GA00563

Field ID: SU5-A6
Lab ID: 0408172-18

Library: FANP

Sample Matrix: SOIL
Prep SOP: PAI 739 Rev 8
Date Collected: 12-Aug-04
Date Prepared: 10-Sep-04
Date Analyzed: 24-Sep-04

Prep Batch: GS040910-3
QCBatchID: GS040910-3-1
Run ID: gs040910-3a
Count Time: 30 minutes
Report Basis: Dry Weight

Final Aliquot: 262 g
Prep Basis: Dry Weight
Moisture(%): NA
Result Units: pCi/g
File Name: 042307D01A

CASNO	Target Nuclide	Result +/- 2 s TPU	MDC	Lab Qualifier
10045-97-3	Cs-137	0.29 +/- 0.13	0.15	G
14683-23-9	Eu-152	0.04 +/- 0.31	0.66	U,G
15585-10-1	Eu-154	0 +/- 0.54	1.04	U,G
14391-16-3	Eu-155	0.25 +/- 0.27	0.43	U,G
14596-12-4	Fe-59	-0.03 +/- 0.33	0.66	U,G
10043-66-0	I-131	0 +/- 3.3	6.1	U,G
13966-00-2	K-40	4.8 +/- 1.9	1.7	G
13966-31-9	Mn-54	-0.010 +/- 0.084	0.168	U,G
13966-32-0	Na-22	0.05 +/- 0.11	0.19	U,G
14681-63-1	Nb-94	0.021 +/- 0.088	0.160	U,G
13967-76-5	Nb-95	-0.03 +/- 0.14	0.27	U,G
15100-28-4	Pa-234m	2 +/- 16	30	U,G
15092-94-1	Pb-212	0.70 +/- 0.23	0.29	G
15067-28-4	Pb-214	1.12 +/- 0.27	0.33	G,J
13967-48-1	Ru-106	-0.83 +/- 0.90	1.89	U,G

Comments:

Qualifiers/Flags:

U - Result is less than the sample specific MDC or less than the associated TPU

Y1 - Chemical Yield is in control at 100-110%. Quantitative Yield is assumed.

Y2 - Chemical Yield outside default limits.

LT - Result is less than Requested MDC, greater than sample specific MDC.

M3 - The requested MDC was not met, but the reported activity is greater than the reported MDC.

M - The requested MDC was not met.

SQ - Spectral quality prevents accurate quantitation.

SI - Nuclide identification and/or quantitation is tentative.

TI - Nuclide identification is tentative.

R - Nuclide has exceeded 8 halflives.

G - Sample density differs by more than 15% of LCS density.

Abbreviations:

TPU - Total Propagated Uncertainty (see PAI SOP 743)

MDC - Minimum Detectable Concentration (see PAI SOP 709)

BDL - Below Detection Limit

Data Package ID: *GSS0408172-1*

Gamma Spectroscopy Results

PAI 713 Rev 8

Sample Results

Lab Name: Paragon Analytics
Work Order Number: 0408172
Client Name: New World Technologies
ClientProject ID: Ravenna GA00563

Field ID: SU5-A6
Lab ID: 0408172-18

Library: FANP

Sample Matrix: SOIL
Prep SOP: PAI 739 Rev 8
Date Collected: 12-Aug-04
Date Prepared: 10-Sep-04
Date Analyzed: 24-Sep-04

Prep Batch: GS040910-3
QCBatchID: GS040910-3-1
Run ID: gs040910-3a
Count Time: 30 minutes
Report Basis: Dry Weight

Final Aliquot: 262 g
Prep Basis: Dry Weight
Moisture(%): NA
Result Units: pCi/g
File Name: 042307D01A

CASNO	Target Nuclide	Result +/- 2 s TPU	MDC	Lab Qualifier
14683-10-4	Sb-124	0 +/- 0.14	0.27	U,G
14234-35-6	Sb-125	-0.30 +/- 0.24	0.51	U,G
13967-63-0	Sc-46	-0.01 +/- 0.13	0.25	U,G
15623-47-9	Th-227	0.23 +/- 0.71	1.18	U,G
15065-10-8	Th-234	0.2 +/- 1.6	2.8	U,G
14913-50-9	Tl-208	0.33 +/- 0.13	0.13	G
15117-96-1	U-235	0.40 +/- 0.41	0.66	U,G
13982-39-3	Zn-65	-0.37 +/- 0.30	0.64	U,G

Comments:

Qualifiers/Flags:

U - Result is less than the sample specific MDC or less than the associated TPU

Y1 - Chemical Yield is in control at 100-110%. Quantitative Yield is assumed.

Y2 - Chemical Yield outside default limits.

LT - Result is less than Requested MDC, greater than sample specific MDC.

M3 - The requested MDC was not met, but the reported activity is greater than the reported MDC.

M - The requested MDC was not met.

SQ - Spectral quality prevents accurate quantitation.

SI - Nuclide identification and/or quantitation is tentative.

TI - Nuclide identification is tentative.

R - Nuclide has exceeded 8 halflives.

G - Sample density differs by more than 15% of LCS density.

Abbreviations:

TPU - Total Propagated Uncertainty (see PAI SOP 743)

MDC - Minimum Detectable Concentration (see PAI SOP 709)

BDL - Below Detection Limit

Data Package ID: *GSS0408172-1*

Gamma Spectroscopy Results

PAI 713 Rev 8

Sample Results

Lab Name: Paragon Analytics
Work Order Number: 0408172
Client Name: New World Technologies
ClientProject ID: Ravenna GA00563

Field ID: SU5-C4
Lab ID: 0408172-19

Library: FANP

Sample Matrix: SOIL
Prep SOP: PAI 739 Rev 8
Date Collected: 12-Aug-04
Date Prepared: 10-Sep-04
Date Analyzed: 24-Sep-04

Prep Batch: GS040910-3
QCBatchID: GS040910-3-1
Run ID: gs040910-3a
Count Time: 30 minutes
Report Basis: Dry Weight

Final Aliquot: 332 g
Prep Basis: Dry Weight
Moisture(%): NA
Result Units: pCi/g
File Name: 041644D02A

CASNO	Target Nuclide	Result +/- 2 s TPU	MDC	Lab Qualifier
14331-83-0	Ac-228	0.63 +/- 0.23	0.35	LT,G
14391-76-5	Ag-110m	0.016 +/- 0.050	0.091	U,G
14682-66-7	Al-26	0.016 +/- 0.050	0.097	U,G
14596-10-2	Am-241	0.21 +/- 0.44	0.76	U,G
13966-02-4	Be-7	0.62 +/- 0.64	0.99	U,G
14913-49-6	Bi-212	1.08 +/- 0.93	1.39	U,G
14733-03-0	Bi-214	0.29 +/- 0.16	0.21	G,J
13982-30-4	Ce-139	-0.024 +/- 0.040	0.078	U,G
14762-78-8	Ce-144	0.16 +/- 0.26	0.43	U,G
14093-03-9	Co-56	0.09 +/- 0.13	0.22	U,G
13981-50-5	Co-57	-0.010 +/- 0.029	0.056	U,G
13981-38-9	Co-58	-0.018 +/- 0.076	0.153	U,G
10198-40-0	Co-60	-0.031 +/- 0.058	0.130	U,G
14392-02-0	Cr-51	0.08 +/- 0.87	1.62	U,G
13967-70-9	Cs-134	-0.055 +/- 0.052	0.112	U,G

Comments:

Qualifiers/Flags:

U - Result is less than the sample specific MDC or less than the associated TPU

Y1 - Chemical Yield is in control at 100-110%. Quantitative Yield is assumed.

Y2 - Chemical Yield outside default limits.

LT - Result is less than Requested MDC, greater than sample specific MDC.

M3 - The requested MDC was not met, but the reported activity is greater than the reported MDC.

M - The requested MDC was not met.

SQ - Spectral quality prevents accurate quantitation.

SI - Nuclide identification and/or quantitation is tentative.

TI - Nuclide identification is tentative.

R - Nuclide has exceeded 8 halflives.

G - Sample density differs by more than 15% of LCS density.

Abbreviations:

TPU - Total Propagated Uncertainty (see PAI SOP 743)

MDC - Minimum Detectable Concentration (see PAI SOP 709)

BDL - Below Detection Limit

Data Package ID: *GSS0408172-1*

Gamma Spectroscopy Results

PAI 713 Rev 8

Sample Results

Lab Name: Paragon Analytics
Work Order Number: 0408172
Client Name: New World Technologies
ClientProject ID: Ravenna GA00563

Field ID: SU5-C4
Lab ID: 0408172-19

Library: FANP

Sample Matrix: SOIL
Prep SOP: PAI 739 Rev 8
Date Collected: 12-Aug-04
Date Prepared: 10-Sep-04
Date Analyzed: 24-Sep-04

Prep Batch: GS040910-3
QCBatchID: GS040910-3-1
Run ID: gs040910-3a
Count Time: 30 minutes
Report Basis: Dry Weight

Final Aliquot: 332 g
Prep Basis: Dry Weight
Moisture(%): NA
Result Units: pCi/g
File Name: 041644D02A

CASNO	Target Nuclide	Result +/- 2 s TPU	MDC	Lab Qualifier
10045-97-3	Cs-137	0 +/- 0.053	0.101	U,G
14683-23-9	Eu-152	0.04 +/- 0.20	0.41	U,G
15585-10-1	Eu-154	0.14 +/- 0.26	0.46	U,G
14391-16-3	Eu-155	0.03 +/- 0.13	0.23	U,G
14596-12-4	Fe-59	-0.09 +/- 0.19	0.40	U,G
10043-66-0	I-131	0.1 +/- 2.1	3.9	U,G
13966-00-2	K-40	5.8 +/- 1.6	1.1	G
13966-31-9	Mn-54	-0.044 +/- 0.054	0.119	U,G
13966-32-0	Na-22	0.015 +/- 0.061	0.115	U,G
14681-63-1	Nb-94	0.053 +/- 0.056	0.087	U,G
13967-76-5	Nb-95	0.031 +/- 0.082	0.146	U,G
15100-28-4	Pa-234m	0 +/- 6.6	13.8	U,G
15092-94-1	Pb-212	0.38 +/- 0.14	0.18	G
15067-28-4	Pb-214	0.38 +/- 0.13	0.19	G,J
13967-48-1	Ru-106	-0.10 +/- 0.53	1.03	U,G

Comments:

Qualifiers/Flags:

U - Result is less than the sample specific MDC or less than the associated TPU

Y1 - Chemical Yield is in control at 100-110%. Quantitative Yield is assumed.

Y2 - Chemical Yield outside default limits.

LT - Result is less than Requested MDC, greater than sample specific MDC.

M3 - The requested MDC was not met, but the reported activity is greater than the reported MDC.

M - The requested MDC was not met.

SQ - Spectral quality prevents accurate quantitation.

SI - Nuclide identification and/or quantitation is tentative.

TI - Nuclide identification is tentative.

R - Nuclide has exceeded 8 halflives.

G - Sample density differs by more than 15% of LCS density.

Abbreviations:

TPU - Total Propagated Uncertainty (see PAI SOP 743)

MDC - Minimum Detectable Concentration (see PAI SOP 709)

BDL - Below Detection Limit

Data Package ID: *GSS0408172-1*

Gamma Spectroscopy Results

PAI 713 Rev 8

Sample Results

Lab Name: Paragon Analytics
Work Order Number: 0408172
Client Name: New World Technologies
ClientProject ID: Ravenna GA00563

Field ID: SU5-C4
Lab ID: 0408172-19

Library: FANP

Sample Matrix: SOIL
Prep SOP: PAI 739 Rev 8
Date Collected: 12-Aug-04
Date Prepared: 10-Sep-04
Date Analyzed: 24-Sep-04

Prep Batch: GS040910-3
QCBatchID: GS040910-3-1
Run ID: gs040910-3a
Count Time: 30 minutes
Report Basis: Dry Weight

Final Aliquot: 332 g
Prep Basis: Dry Weight
Moisture(%): NA
Result Units: pCi/g
File Name: 041644D02A

CASNO	Target Nuclide	Result +/- 2 s TPU	MDC	Lab Qualifier
14683-10-4	Sb-124	-0.007 +/- 0.082	0.156	U,G
14234-35-6	Sb-125	0.06 +/- 0.13	0.23	U,G
13967-63-0	Sc-46	0.041 +/- 0.067	0.114	U,G
15623-47-9	Th-227	0.05 +/- 0.25	0.45	U,G
15065-10-8	Th-234	-0.14 +/- 0.81	1.47	U,G
14913-50-9	Tl-208	0.186 +/- 0.082	0.098	G
15117-96-1	U-235	0.19 +/- 0.22	0.36	U,G
13982-39-3	Zn-65	0.13 +/- 0.14	0.21	U,G

Comments:

Qualifiers/Flags:

U - Result is less than the sample specific MDC or less than the associated TPU

Y1 - Chemical Yield is in control at 100-110%. Quantitative Yield is assumed.

Y2 - Chemical Yield outside default limits.

LT - Result is less than Requested MDC, greater than sample specific MDC.

M3 - The requested MDC was not met, but the reported activity is greater than the reported MDC.

M - The requested MDC was not met.

SQ - Spectral quality prevents accurate quantitation.

SI - Nuclide identification and/or quantitation is tentative.

TI - Nuclide identification is tentative.

R - Nuclide has exceeded 8 halflives.

G - Sample density differs by more than 15% of LCS density.

Abbreviations:

TPU - Total Propagated Uncertainty (see PAI SOP 743)

MDC - Minimum Detectable Concentration (see PAI SOP 709)

BDL - Below Detection Limit

Data Package ID: *GSS0408172-1*

Gamma Spectroscopy Results

PAI 713 Rev 8

Sample Results

Lab Name: Paragon Analytics
Work Order Number: 0408172
Client Name: New World Technologies
ClientProject ID: Ravenna GA00563

Field ID: SU5-D5
Lab ID: 0408172-20

Library: FANP

Sample Matrix: SOIL
Prep SOP: PAI 739 Rev 8
Date Collected: 12-Aug-04
Date Prepared: 10-Sep-04
Date Analyzed: 24-Sep-04

Prep Batch: GS040910-3
QCBatchID: GS040910-3-1
Run ID: gs040910-3a
Count Time: 30 minutes
Report Basis: Dry Weight

Final Aliquot: 310 g
Prep Basis: Dry Weight
Moisture(%): NA
Result Units: pCi/g
File Name: 041591D03A

CASNO	Target Nuclide	Result +/- 2 s TPU	MDC	Lab Qualifier
14331-83-0	Ac-228	0.37 +/- 0.15	0.28	LT,G
14391-76-5	Ag-110m	-0.051 +/- 0.044	0.087	U,G
14682-66-7	Al-26	0.022 +/- 0.030	0.048	U,G
14596-10-2	Am-241	0.14 +/- 0.29	0.48	U,G
13966-02-4	Be-7	-0.03 +/- 0.54	0.97	U,G
14913-49-6	Bi-212	0.56 +/- 0.68	1.11	U,G
14733-03-0	Bi-214	0.19 +/- 0.13	0.20	U,G,J
13982-30-4	Ce-139	0.008 +/- 0.043	0.075	U,G
14762-78-8	Ce-144	-0.08 +/- 0.27	0.48	U,G
14093-03-9	Co-56	0.08 +/- 0.11	0.18	U,G
13981-50-5	Co-57	0.050 +/- 0.038	0.060	U,G
13981-38-9	Co-58	0.018 +/- 0.052	0.091	U,G
10198-40-0	Co-60	0.024 +/- 0.044	0.074	U,G
14392-02-0	Cr-51	0.25 +/- 0.86	1.49	U,G
13967-70-9	Cs-134	0.027 +/- 0.078	0.129	U,G

Comments:

Qualifiers/Flags:

U - Result is less than the sample specific MDC or less than the associated TPU

Y1 - Chemical Yield is in control at 100-110%. Quantitative Yield is assumed.

Y2 - Chemical Yield outside default limits.

LT - Result is less than Requested MDC, greater than sample specific MDC.

M3 - The requested MDC was not met, but the reported activity is greater than the reported MDC.

M - The requested MDC was not met.

SQ - Spectral quality prevents accurate quantitation.

SI - Nuclide identification and/or quantitation is tentative.

TI - Nuclide identification is tentative.

R - Nuclide has exceeded 8 halflives.

G - Sample density differs by more than 15% of LCS density.

Abbreviations:

TPU - Total Propagated Uncertainty (see PAI SOP 743)

MDC - Minimum Detectable Concentration (see PAI SOP 709)

BDL - Below Detection Limit

Data Package ID: *GSS0408172-1*

Gamma Spectroscopy Results

PAI 713 Rev 8

Sample Results

Lab Name: Paragon Analytics
Work Order Number: 0408172
Client Name: New World Technologies
ClientProject ID: Ravenna GA00563

Field ID: SU5-D5
Lab ID: 0408172-20

Library: FANP

Sample Matrix: SOIL
Prep SOP: PAI 739 Rev 8
Date Collected: 12-Aug-04
Date Prepared: 10-Sep-04
Date Analyzed: 24-Sep-04

Prep Batch: GS040910-3
QCBatchID: GS040910-3-1
Run ID: gs040910-3a
Count Time: 30 minutes
Report Basis: Dry Weight

Final Aliquot: 310 g
Prep Basis: Dry Weight
Moisture(%): NA
Result Units: pCi/g
File Name: 041591D03A

CASNO	Target Nuclide	Result +/- 2 s TPU	MDC	Lab Qualifier
10045-97-3	Cs-137	0.010 +/- 0.045	0.080	U,G
14683-23-9	Eu-152	-0.08 +/- 0.21	0.40	U,G
15585-10-1	Eu-154	-0.22 +/- 0.23	0.46	U,G
14391-16-3	Eu-155	-0.05 +/- 0.16	0.28	U,G
14596-12-4	Fe-59	-0.03 +/- 0.15	0.28	U,G
10043-66-0	I-131	0.1 +/- 1.5	2.6	U,G
13966-00-2	K-40	7.4 +/- 1.4	1.0	G
13966-31-9	Mn-54	0 +/- 0.047	0.084	U,G
13966-32-0	Na-22	0.015 +/- 0.050	0.088	U,G
14681-63-1	Nb-94	0.024 +/- 0.042	0.070	U,G
13967-76-5	Nb-95	0 +/- 0.061	0.110	U,G
15100-28-4	Pa-234m	6.7 +/- 6.9	10.8	U,G
15092-94-1	Pb-212	0.34 +/- 0.12	0.15	G
15067-28-4	Pb-214	0.34 +/- 0.12	0.16	G,J
13967-48-1	Ru-106	-0.38 +/- 0.44	0.85	U,G

Comments:

Qualifiers/Flags:

U - Result is less than the sample specific MDC or less than the associated TPU

Y1 - Chemical Yield is in control at 100-110%. Quantitative Yield is assumed.

Y2 - Chemical Yield outside default limits.

LT - Result is less than Requested MDC, greater than sample specific MDC.

M3 - The requested MDC was not met, but the reported activity is greater than the reported MDC.

M - The requested MDC was not met.

SQ - Spectral quality prevents accurate quantitation.

SI - Nuclide identification and/or quantitation is tentative.

TI - Nuclide identification is tentative.

R - Nuclide has exceeded 8 halflives.

G - Sample density differs by more than 15% of LCS density.

Abbreviations:

TPU - Total Propagated Uncertainty (see PAI SOP 743)

MDC - Minimum Detectable Concentration (see PAI SOP 709)

BDL - Below Detection Limit

Data Package ID: *GSS0408172-1*

Gamma Spectroscopy Results

PAI 713 Rev 8

Sample Results

Lab Name: Paragon Analytics
Work Order Number: 0408172
Client Name: New World Technologies
ClientProject ID: Ravenna GA00563

Field ID: SU5-D5
Lab ID: 0408172-20

Library: FANP

Sample Matrix: SOIL
Prep SOP: PAI 739 Rev 8
Date Collected: 12-Aug-04
Date Prepared: 10-Sep-04
Date Analyzed: 24-Sep-04

Prep Batch: GS040910-3
QCBatchID: GS040910-3-1
Run ID: gs040910-3a
Count Time: 30 minutes
Report Basis: Dry Weight

Final Aliquot: 310 g
Prep Basis: Dry Weight
Moisture(%): NA
Result Units: pCi/g
File Name: 041591D03A

CASNO	Target Nuclide	Result +/- 2 s TPU	MDC	Lab Qualifier
14683-10-4	Sb-124	0.022 +/- 0.081	0.139	U,G
14234-35-6	Sb-125	-0.08 +/- 0.11	0.20	U,G
13967-63-0	Sc-46	0.027 +/- 0.061	0.105	U,G
15623-47-9	Th-227	-1.00 +/- 0.50	0.95	U,G
15065-10-8	Th-234	0.51 +/- 0.90	1.50	U,G
14913-50-9	Tl-208	0.105 +/- 0.058	0.085	G
15117-96-1	U-235	-0.02 +/- 0.26	0.45	U,G
13982-39-3	Zn-65	-0.06 +/- 0.12	0.22	U,G

Comments:

Qualifiers/Flags:

U - Result is less than the sample specific MDC or less than the associated TPU

Y1 - Chemical Yield is in control at 100-110%. Quantitative Yield is assumed.

Y2 - Chemical Yield outside default limits.

LT - Result is less than Requested MDC, greater than sample specific MDC.

M3 - The requested MDC was not met, but the reported activity is greater than the reported MDC.

M - The requested MDC was not met.

SQ - Spectral quality prevents accurate quantitation.

SI - Nuclide identification and/or quantitation is tentative.

TI - Nuclide identification is tentative.

R - Nuclide has exceeded 8 halflives.

G - Sample density differs by more than 15% of LCS density.

Abbreviations:

TPU - Total Propagated Uncertainty (see PAI SOP 743)

MDC - Minimum Detectable Concentration (see PAI SOP 709)

BDL - Below Detection Limit

Data Package ID: *GSS0408172-1*

PARAGON ANALYTICS
225 Commerce Drive ◆ Fort Collins, CO 80524 ◆ (800) 443-1511 ◆ (970) 490-1511 ◆ FAX (970) 490-1522

October 1, 2004

Mr. Dan Spicuzza
New World Technology
322 Albert Street
Turtle Creek, PA 15145

Re: Paragon Workorder: 04-08-173
Client Project Name: Ravenna
Client Project Number: GA00563

Dear Mr. Spicuzza:

Twenty soil samples were received from New World Technology on August 18, 2004. The samples were scheduled for Gamma Spectroscopy (pages 1-335) analysis. The results for this analysis are contained in the enclosed reports.

Thank you for your confidence in Paragon Analytics. Should you have any questions, please call.

Sincerely,

Paragon Analytics
Lance Steere
Senior Project Manager

LRS/ja
Enclosure: Report

Paragon Analytics

Sample Number(s) Cross-Reference Table

Paragon OrderNum: 0408173
Client Name: New World Technologies
Client Project Name: Ravenna
Client Project Number: GA00563
Client PO Number: 40149

Client Sample	Lab Sample Number	COC Number	Matrix	Date Collected	Time Collected
SU5-A1	0408173-1		SOIL	12-Aug-04	16:10
SU5-A2	0408173-2		SOIL	12-Aug-04	14:45
SU5-C3	0408173-3		SOIL	12-Aug-04	15:10
SU5-B6	0408173-4		SOIL	12-Aug-04	14:15
SU5-D4	0408173-5		SOIL	12-Aug-04	15:20
SU5-E1	0408173-6		SOIL	12-Aug-04	15:40
SU5-B1	0408173-7		SOIL	12-Aug-04	13:30
SU5-A5	0408173-8		SOIL	12-Aug-04	14:20
SU5-C2	0408173-9		SOIL	12-Aug-04	16:00
SU5-E5	0408173-10		SOIL	12-Aug-04	14:00
SU5-D2	0408173-11		SOIL	12-Aug-04	15:55
SU5-D1	0408173-12		SOIL	12-Aug-04	15:45
SU5-RCS-3	0408173-13		SOIL	03-Aug-04	15:20
SU5-RCS-4	0408173-14		SOIL	03-Aug-04	15:30
SU2-RCS-1	0408173-15		SOIL	06-Aug-04	15:30
SU2-RCS-2	0408173-16		SOIL	06-Aug-04	15:40
SU2-RCS-3	0408173-17		SOIL	06-Aug-04	15:50
SU2-RCS-4	0408173-18		SOIL	06-Aug-04	15:55
SU2-RCS-5	0408173-19		SOIL	06-Aug-04	16:00
SU2-RCS-6	0408173-20		SOIL	06-Aug-04	16:10

Paragon Analytics, Inc.

225 Commerce Drive Fort Collins, CO 80524
800-443-1511 or (970) 490-1511 (970) 490-1522 Fax

Accession Number (LAB ID) 0408173

Chain-of-Custody

Date 8-11-04 Page 1 of 4

Project Name / No.: Bayonne 16A00563 Sampler(s): Kant (circle one) Turnaround: Standard or Rush (Due 9-17-04) Dispose or Return to Client

Report To: Dan Spicuzza
Phone: (412) 824-1333
Fax: (412) 824-8256
Company: NWT
Address: 322 Albert St. Turtle Creek, PA 15146

circle method or specify under comments

Sample ID	Date	Time *	Lab ID	Matrix	No. of Containers	VOCs SW8260B E624 E524.2 OLMO___	BTEX (only) SW8021B	SVOCs SW8270C E625 E525 OLMO___	OC Pesticides SW8081A E608 E508 OLMO___	PCBs SW8082 E608 E508 OLMO___	OP Pesticides SW8141A E614	Herbicides SW8151A E615	TCLP Organics SW1311 8260B 8270C 8081A 8151A	TCLP Metals SW 1311 6010B 7471	Total Metals SW6010B 7470 7471 E200 ILMO___	Dissolved Metals SW6010B 7470 E200 ILMO___	Reactive CN / S SW846 Chapter 7	Hexavalent Chromium SW7196A Alkaline Digest? Y / N	Inorganic Anions ** SW9056 E300.0	pH SW9040B 9045C	Oil & Grease SW9071A E413.2	TPH GRO DRO SW8015B (both)	TOX SW9020B	Gross Alpha / Beta SW9310 E900.0	Actinides by PAI SOP (circle): Pu / U / Am / Th / Cm	Total Uranium by KPA D5174-91	Tritium E906.0	Total Alpha-Emitting Radium SW9315 E903.0	Radium 226 SW9315 E903.0 Radium 228 SW9320 E904.0	Strontium 89 D5811-95 Strontium 90 D5811-95	Gamma Isotopes ** E901.1 Dc-228		
SU5-A1	8-11-04	1610	1	S	1																										X		
SU5-A2		1445	2	S	1																										X		
SU5-C3		1510	3	S	1																										X		
SU5-B6		1415	4	S	1																										X		
SU5-D4		1520	5	S	1																										X		
SU5-E1		1540	6	S	1																										X		
SU5-B1		1330	7	S	1																										X		
SU5-A5		1420	8	S	1																										X		
SU5-C1		1600	9	S	1																										X		
SU5-E5		1400	10	S	1																										X		

Comments: S-Soil

Relinquished By: (1)	Relinquished By: (2)
Signature [signature]	Signature
Printed Name Dan Spicuzza	Printed Name
Date 8-16-04 Time 0800	Date Time
Company NWT	Company
Received By: (1)	**Received By: (2)**
Signature [signature]	Signature
Printed Name Conchal	Printed Name
Date 8-16-04 Time 1100	Date Time
Company PA	Company

Form 202r4.xls (1/3/01)

* Time (circle one) EST CST MST PST ** Indicate specific analytes under comments. Distribution: white / yellow (Paragon); pink retained by o[illegible]tor.

Paragon Analytics, Inc.
225 Commerce Drive Fort Collins, CO 80524
800-443-1511 or (970) 490-1511 (970) 490-1522 Fax

Chain-of-Custody

Accession Number (LAB ID) 0408173 4

Date 8-17-04 Page 4 of 4

Project Name / No.: Ravena 16A00563 Sampler(s): Kowalski (circle one) Turnaround: Standard or Rush (Due 8-17-04) Dispose or Return to Client

Report To:
Phone: See
Fax:
Company:
Address: Page 1 of 4

circle method or specify under comments

Sample ID	Date	Time *	Lab ID	Matrix	No. of Containers	VOCs SW8260B E624 E524.2 OLMO__	BTEX (only) SW8021B	SVOCs SW8270C E625 E525 OLMO__	OC Pesticides SW8081A E608 E508 OLMO__	PCBs SW8082 E608 E508 OLMO__	OP Pesticides SW8141A E614	Herbicides SW8151A E615	TCLP Organics SW1311 8260B 8270C 8081A 8151A	TCLP Metals SW 1311 6010B 7471	Total Metals SW6010B 7470 7471 E200 ILMO__	Dissolved Metals SW6010B 7470 E200 ILMO__	Reactive CN / S SW846 Chapter 7	Hexavalent Chromium SW7196A Alkaline Digest? Y / N	Inorganic Anions ** SW9056 E300 0	pH SW9040B 9045C	Oil & Grease SW9071A E413.2	TPH GRO DRO SW8015B (both)	TOX SW9020B	Gross Alpha / Beta SW9310 E900 0	Actinides by PAI SOP (circle): Pu / U / Am / Th / Cm	Total Uranium by KPA D5174-91	Tritium E906.0	Total Alpha-Emitting Radium SW9315 E903.0	Radium 226 SW9315 E903.0 Radium 228 SW9320 E904 0	Strontium 89 D5811-95 Strontium 90 D5811-95	Gamma Isotopes ** E901.1 AC-228		
SU5-D2	8-16-04	1555	11	S	1																										X		
SU5-D1	↓	1545	12	S	1																										X		
SU5-RCS-3	8-3-04	1520	13	S	1																										X		
SU5-RCS-4	↓	1530	14	S	1																										X		
SU2-RCS-1	8-6-04	1530	15	S	1																										X		
SU2-RCS-2		1540	16	S	1																										X		
SU2-RCS-3		1550	17	S	1																										X		
SU2-RCS-4		1555	18	S	1																										X		
SU2-RCS-5		1600	19	S	1																										X		
SU2-RCS-6	↓	1610	20	S	1																										X		

Comments: S- Soil

Relinquished By: (1)	Relinquished By: (2)
Signature [signature]	Signature
Printed Name [signature]	Printed Name
Date 8-16-04 Time 0800	Date Time
Company NWI	Company

Received By: (1)	Received By: (2)
Signature [signature]	Signature
Printed Name [signature]	Printed Name
Date 8-18-04 Time 1000	Date Time
Company PA	Company

Form 202r4.xls (1/3/01)

* Time Zone (circle one): EST CST MST PST

** Indicate specific analytes under comments.

Distribution: white / yellow (Paragon); pink retained by originator.

Paragon Analytics

CONDITION OF SAMPLE UPON RECEIPT FORM

Client: DWT Workorder No: 0408173

Project Manager: LS Initials: [illegible] Date: 8-18-04

1.	Does this project require any **special handling** in addition to standard Paragon procedures?		YES	NO
2.	Is **pre-screening** required per SOP 008?		YES	NO
3.	Are custody **seals** on **shipping containers** intact?	N/A	YES	NO
4.	Are custody **seals** on **sample containers** intact?	N/A	YES	NO
5.	Is there a **COC (Chain-of-Custody) present** or other representative documents?		YES	NO
6.	Is the **COC** (if applicable) **complete and legible**?	N/A	YES	NO
7.	Are **bottle IDs legible** and in **agreement** with **COC sample IDs**?	N/A	YES	NO
8.	Is the COC in agreement with samples received? (**# of samples, # of containers, matrix**)	N/A	YES	NO
9.	Were **airbills** present and/or removable?	N/A	YES	NO
10.	Are all **aqueous samples** requiring preservation **preserved correctly**? (excluding volatile organics)	N/A	YES	NO
11.	Are all aqueous **non-preserved samples** at the **correct pH**?	N/A	YES	NO
12.	Is there **sufficient sample** for the requested analyses?		YES	NO
13.	Were all samples placed in the **proper containers** for the requested analyses?		YES	NO
14.	Are all samples within **holding times** for the requested analyses?		YES	NO
15.	Were all sample containers received **intact**? (not broken or leaking, etc.)		YES	NO
16.	Are all samples requiring no headspace (volatiles, reactive cyanide/sulfide, radon), headspace free? **Size of bubble:** ____ < green pea ____ > green pea	N/A	YES	NO
17.	Were samples checked for and free from the presence of **residual chlorine?** (Applicable when PM has indicated samples are from a chlorinated water source; note if field preservation with sodium thiosulfate was not observed.)	N/A	YES	NO
18.	Were the sample(s) **shipped on ice**?	N/A	YES	NO
19.	Were cooler temperatures measured at 0.1-6.0°C? **IR gun used*: #1 #2**	N/A	YES	NO

*IR Gun #1: Raytek, SN SC-PM3/T29403	Cooler #'s							
*IR Gun #2: Oakton, SN 2SCIR1201	Temperature	NA						
	No. of custody seals	1						
DOT Survey/ Acceptance Information	External µR/hr reading	16						
	Background µR/hr reading	13						

Were external µR/hr readings ≤ two times background and within DOT acceptance criteria? **YES / NO** (If no, see Form 008.)

Additional Information: PROVIDE DETAILS BELOW FOR A NO RESPONSE TO ANY QUESTION ABOVE EXCEPT #1 AND #2.

If applicable, was the client contacted? **YES / NO / N/A** Contact Name: _____ Date/Time: _____

Project Manager Signature/ Date: [signature] 8/20/04

emp: 338466 16AUG04

FedEx. ** 2DAY ** WED

Master 8366 8127 5132 FORM 0200

0002/0003 MPS#:8233 6392 7500 FORM 0260

Deliver By:
18AUG04
AA

DEN

Fe 80524 16 -CO-US TC FTCA

1 Seal

Paragon Analytics

Radiochemistry Case Narrative
Gamma Spectroscopy

New World Technologies

Ravenna / GA00563

Paragon Work Order 0408173

1. This report consists of analysis results for twenty soil samples received by Paragon Analytics on 8/18/04. The analysis results for these samples are reported on a 'dry weight' basis in units of pCi/gram.
2. These samples were prepared according to Paragon Analytics procedure PA SOP739R8.
3. The samples were analyzed for the presence of gamma emitting radionuclides according to Paragon Analytics procedure PA SOP713R8. The analyses were completed on 9/24/04.
4. Sample volumes were insufficient to allow preparation of duplicates. Duplicate analyses of samples SU5-A1 and SU5-E5 (PA ID 0408173-1 and -10) were performed in lieu of prepared duplicates.
5. Activity concentrations above the calculated MDC are reported in some instances where minimum nuclide identification criteria are not met. Such tentative identifications result when the software attempts to calculate net activity concentrations for analytes where either one or both of the following criteria are not satisfied: the 'diagnostic' peak for a nuclide must be identified above the critical level, or the minimum library peak abundance must be attained. Nuclides not meeting these requirements have been flagged with a "TI" qualifier.
6. Paragon Analytics has found there to be a significant low bias to Pb-214 and Bi-214 results when using a mixed nuclide gamma source for efficiency calibrations. The magnitude of this bias has been determined to be approximately 32% for Bi-214, and 23% for Pb-214. Therefore, any reported results for Pb-214 and Bi-214 are flagged with a "J" qualifier, indicating the activity values to be an estimated value. Results are reported without further qualification.
7. There are cases where the sample density is less than the associated calibration standard density. Cases that exceed the limit of +/- 15% of the density of the calibration standard are flagged with a 'G', denoting a significant density difference between the sample and calibration standard. Consequently, the results may be biased high for the flagged results in this work order. If requested, Paragon Analytics will perform a transmission spike in order to estimate a magnitude of this bias. The results are reported without further qualification.
8. There are cases where the magnitude of negative activity is greater than the 2-sigma TPU. Under typical conditions, where background data is normally distributed and analyzed by paired observations, this event is likely to occur at least 2.5% of the time. Review of the data does not indicate a problem with the instrument or reporting systems and results are reported without further qualification.

9. No problems were encountered with either the client samples or the associated quality control samples. All quality control criteria were met.

The data contained in the following report have been reviewed and approved by the personnel listed below. In addition, Paragon Analytics certifies that the analyses reported herein are true, complete and correct within the limits of the methods employed.

Leah Balko
Radiochemistry Instrument Technician

9/28/04
Date

Radiochemistry Final Data Review

9/30/04
Date

1

PARAGON ANALYTICS
Radiochemistry Data Package

Section 1

SAMPLE RESULTS SUMMARY

No *NON-CONFORMANCE REPORTS* or
QUALITY ASSURANCE SUMMARY SHEETS
are included in this data package.

PARAGON ANALYTICS

Radiochemistry Data Package

Section 2

QC RESULTS SUMMARY

Gamma Spectroscopy Results

PAI 713 Rev 8

Method Blank Results

Lab Name: Paragon Analytics
Work Order Number: 0408173
Client Name: New World Technologies
ClientProject ID: Ravenna GA00563

Lab ID: GS040909-3MB

Library: FANP

Sample Matrix: SOIL
Prep SOP: PAI 739 Rev 8
Date Collected: 09-Sep-04
Date Prepared: 09-Sep-04
Date Analyzed: 23-Sep-04

Prep Batch: GS040909-3
QCBatchID: GS040909-3-1
Run ID: GS040909-3A
Count Time: 30 minutes

Final Aliquot: 500 g
Result Units: pCi/g
File Name: 040416D09A

CASNO	Target Nuclide	Result +/- 2 s TPU	MDC	Lab Qualifier
14331-83-0	Ac-228	0.03 +/- 0.12	0.22	U
14391-76-5	Ag-110m	-0.008 +/- 0.028	0.057	U
14682-66-7	Al-26	-0.002 +/- 0.040	0.083	U
14596-10-2	Am-241	0.54 +/- 0.69	1.12	U
13966-02-4	Be-7	0.04 +/- 0.23	0.42	U
14913-49-6	Bi-212	-0.18 +/- 0.43	0.88	U
14733-03-0	Bi-214	0.025 +/- 0.065	0.115	U,J
13982-30-4	Ce-139	0.022 +/- 0.020	0.030	U
14762-78-8	Ce-144	-0.01 +/- 0.15	0.28	U
14093-03-9	Co-56	0.002 +/- 0.045	0.091	U
13981-50-5	Co-57	0.006 +/- 0.022	0.039	U
13981-38-9	Co-58	0.004 +/- 0.027	0.051	U
10198-40-0	Co-60	-0.004 +/- 0.034	0.071	U
14392-02-0	Cr-51	0.10 +/- 0.21	0.36	U
13967-70-9	Cs-134	-0.015 +/- 0.028	0.057	U

Comments:

Qualifiers/Flags:

U - Result is less than the sample specific MDC or less than the associated TPU
Y1 - Chemical Yield is in control at 100-110%. Quantitative Yield is assumed.
Y2 - Chemical Yield outside default limits.
LT - Result is less than Requested MDC, greater than sample specific MDC.
SQ - Spectral quality prevents accurate quantitation.
SI - Nuclide identification and/or quantitation is tentative.
TI - Nuclide identification is tentative.
R - Nuclide has exceeded 8 halflives.
M - Requested MDC not met.
B - Analyte concentration greater than MDC.
B3 - Analyte concentration greater than MDC but less than Requested MDC.

Abbreviations:

TPU - Total Propagated Uncertainty (see PAI SOP 743)
MDC - Minimum Detectable Concentration (see PAI SOP 709)
BDL - Below Detection Limit

Data Package ID: *GSS0408173-1*

Gamma Spectroscopy Results

PAI 713 Rev 8

Method Blank Results

Lab Name: Paragon Analytics
Work Order Number: 0408173
Client Name: New World Technologies
ClientProject ID: Ravenna GA00563

Lab ID: GS040909-3MB

Sample Matrix: SOIL
Prep SOP: PAI 739 Rev 8
Date Collected: 09-Sep-04
Date Prepared: 09-Sep-04
Date Analyzed: 23-Sep-04

Prep Batch: GS040909-3
QCBatchID: GS040909-3-1
Run ID: GS040909-3A
Count Time: 30 minutes

Final Aliquot: 500 g
Result Units: pCi/g
File Name: 040416D09A

Library: FANP

CASNO	Target Nuclide	Result +/- 2 s TPU	MDC	Lab Qualifier
10045-97-3	Cs-137	-0.003 +/- 0.031	0.061	U
14683-23-9	Eu-152	0.02 +/- 0.19	0.37	U
15585-10-1	Eu-154	0.04 +/- 0.20	0.37	U
14391-16-3	Eu-155	-0.03 +/- 0.11	0.22	U
14596-12-4	Fe-59	0.016 +/- 0.074	0.136	U
10043-66-0	I-131	-0.008 +/- 0.025	0.050	U
13966-00-2	K-40	0.14 +/- 0.41	0.76	U
13966-31-9	Mn-54	0.014 +/- 0.037	0.066	U
13966-32-0	Na-22	-0.006 +/- 0.039	0.079	U
14681-63-1	Nb-94	0 +/- 0.032	0.061	U
13967-76-5	Nb-95	-0.022 +/- 0.028	0.061	U
15100-28-4	Pa-234m	0.7 +/- 6.3	11.9	U
15092-94-1	Pb-212	-0.039 +/- 0.051	0.100	U
15067-28-4	Pb-214	-0.009 +/- 0.064	0.119	U,J
13967-48-1	Ru-106	-0.18 +/- 0.28	0.58	U

Comments:

Qualifiers/Flags:

U - Result is less than the sample specific MDC or less than the associated TPU
Y1 - Chemical Yield is in control at 100-110%. Quantitative Yield is assumed.
Y2 - Chemical Yield outside default limits.
LT - Result is less than Requested MDC, greater than sample specific MDC.
SQ - Spectral quality prevents accurate quantitation.
SI - Nuclide identification and/or quantitation is tentative.
TI - Nuclide identification is tentative.
R - Nuclide has exceeded 8 halflives.
M - Requested MDC not met.
B - Analyte concentration greater than MDC.
B3 - Analyte concentration greater than MDC but less than Requested MDC.

Abbreviations:

TPU - Total Propagated Uncertainty (see PAI SOP 743)
MDC - Minimum Detectable Concentration (see PAI SOP 709)
BDL - Below Detection Limit

Data Package ID: *GSS0408173-1*

Gamma Spectroscopy Results

PAI 713 Rev 8

Method Blank Results

Lab Name: Paragon Analytics
Work Order Number: 0408173
Client Name: New World Technologies
ClientProject ID: Ravenna GA00563

Lab ID: GS040909-3MB

Sample Matrix: SOIL
Prep SOP: PAI 739 Rev 8
Date Collected: 09-Sep-04
Date Prepared: 09-Sep-04
Date Analyzed: 23-Sep-04

Prep Batch: GS040909-3
QCBatchID: GS040909-3-1
Run ID: GS040909-3A
Count Time: 30 minutes

Final Aliquot: 500 g
Result Units: pCi/g
File Name: 040416D09A

Library: FANP

CASNO	Target Nuclide	Result +/- 2 s TPU	MDC	Lab Qualifier
14683-10-4	Sb-124	0 +/- 0.027	0.052	U
14234-35-6	Sb-125	0.006 +/- 0.081	0.149	U
13967-63-0	Sc-46	0.007 +/- 0.026	0.049	U
15623-47-9	Th-227	-0.01 +/- 0.17	0.31	U
15065-10-8	Th-234	0.22 +/- 0.66	1.14	U
14913-50-9	Tl-208	0.031 +/- 0.035	0.056	U
15117-96-1	U-235	0.13 +/- 0.15	0.24	U
13982-39-3	Zn-65	0.054 +/- 0.080	0.133	U

Comments:

Qualifiers/Flags:

U - Result is less than the sample specific MDC or less than the associated TPU
Y1 - Chemical Yield is in control at 100-110%. Quantitative Yield is assumed.
Y2 - Chemical Yield outside default limits.
LT - Result is less than Requested MDC, greater than sample specific MDC.
SQ - Spectral quality prevents accurate quantitation.
SI - Nuclide identification and/or quantitation is tentative.
TI - Nuclide identification is tentative.
R - Nuclide has exceeded 8 halflives.
M - Requested MDC not met.
B - Analyte concentration greater than MDC.
B3 - Analyte concentration greater than MDC but less than Requested MDC.

Abbreviations:

TPU - Total Propagated Uncertainty (see PAI SOP 743)
MDC - Minimum Detectable Concentration (see PAI SOP 709)
BDL - Below Detection Limit

Data Package ID: *GSS0408173-1*

Gamma Spectroscopy Results

PAI 713 Rev 8

Laboratory Control Sample(s)

Lab Name: Paragon Analytics
Work Order Number: 0408173
Client Name: New World Technologies
ClientProject ID: Ravenna GA00563

Lab ID: GS040909-3LCS

Library: ANALYTICAL

Sample Matrix: SOIL
Prep SOP: PAI 739 Rev 8
Date Collected: 09-Sep-04
Date Prepared: 09-Sep-04
Date Analyzed: 23-Sep-04

Prep Batch: GS040909-3
QCBatchID: GS040909-3-1
Run ID: GS040909-3A
Count Time: 30 minutes

Final Aliquot: 500 g
Result Units: pCi/g
File Name: 040417D09A

CASNO	Target Nuclide	Results +/- 2s TPU	MDC	Spike Added	% Rec	Control Limits	Lab Qualifier
14596-10-2	Am-241	196 +/- 25	13	212	92.6	85 - 115	P
10198-40-0	Co-60	104 +/- 12	1	116	89.9	85 - 115	P
10045-97-3	Cs-137	83.5 +/- 9.8	0.6	85.1	98.1	85 - 115	P

Comments:

Qualifiers/Flags:

U - Result is less than the sample specific MDC or less than the associated TPU
LT - Result is less than Requested MDC, greater than sample specific MDC.
Y1 - Chemical Yield is in control at 100-110%. Quantitative Yield is assumed.
Y2 - Chemical Yield outside default limits.
L - LCS Recovery below lower control limit.
H - LCS Recovery above upper control limit.
P - LCS Recovery within control limits.
M - The requested MDC was not met.
M3 - The requested MDC was not met, but thereported activity is greater than the reported MDC.

Abbreviations:

TPU - Total Propagated Uncertainty (see PAI SOP 743)
MDC - Minimum Detectable Concentration (see PAI SOP 709)

SQ - Spectral quality prevents accurate quantitation.
SI - Nuclide identification and/or quantitation is tentative.
TI - Nuclide identification is tentative.
R - Nuclide has exceeded 8 halflives.

Data Package ID: *GSS0408173-1*

Gamma Spectroscopy Results

PAI 713 Rev 8

Duplicate Sample Results (DER)

Lab Name: Paragon Analytics
Work Order Number: 0408173
Client Name: New World Technologies
ClientProject ID: Ravenna GA00563

Field ID: SU5-A1
Lab ID: 0408173-1DUP

Library: FANP

Sample Matrix: SOIL
Prep SOP: PAI 739 Rev 8
Date Collected: 12-Aug-04
Date Prepared: 09-Sep-04
Date Analyzed: 24-Sep-04

Prep Batch: GS040909-3
QCBatchID: GS040909-3-1
Run ID: GS040909-3A
Count Time: 30 minutes
Report Basis: Dry Weight

Final Aliquot: 202 g
Prep Basis: Dry Weight
Moisture(%): NA
Result Units: pCi/g
File Name: 041639D02A

CASNO	Analyte	Sample Result +/- 2s TPU	Duplicate Result +/- 2s TPU	DER	Control Limit	Lab Qualifiers
14331-83-0	Ac-228	0.96 +/- 0.63	0.81 +/- 0.35	0.20	2.13	LT,G
14391-76-5	Ag-110m	-0.16 +/- 0.23	-0.05 +/- 0.13	0.39	2.13	U,G
14682-66-7	Al-26	0.05 +/- 0.13	0.06 +/- 0.11	0.03	2.13	U,G
14596-10-2	Am-241	0.25 +/- 0.88	-0.09 +/- 0.70	0.31	2.13	U,G
13966-02-4	Be-7	-2.2 +/- 1.5	0 +/- 1.1	1.17	2.13	U,G
14913-49-6	Bi-212	0.6 +/- 1.7	1.6 +/- 1.4	0.45	2.13	U,G
14733-03-0	Bi-214	0.74 +/- 0.37	0.91 +/- 0.33	0.34	2.13	G,J
13982-30-4	Ce-139	-0.029 +/- 0.091	-0.051 +/- 0.070	0.19	2.13	U,G
14762-78-8	Ce-144	-0.12 +/- 0.55	-0.15 +/- 0.39	0.03	2.13	U,G
14093-03-9	Co-56	0.08 +/- 0.29	0.38 +/- 0.27	0.75	2.13	G,TI
13981-50-5	Co-57	0.054 +/- 0.074	-0.048 +/- 0.053	1.13	2.13	U,G
13981-38-9	Co-58	0.06 +/- 0.15	0 +/- 0.12	0.33	2.13	U,G
10198-40-0	Co-60	-0.023 +/- 0.066	0.013 +/- 0.077	0.35	2.13	U,G
14392-02-0	Cr-51	0.9 +/- 2.0	1.0 +/- 1.8	0.06	2.13	U,G
13967-70-9	Cs-134	-0.06 +/- 0.12	0.015 +/- 0.095	0.46	2.13	U,G
10045-97-3	Cs-137	1.56 +/- 0.34	1.60 +/- 0.31	0.07	2.13	G
14683-23-9	Eu-152	-0.45 +/- 0.65	0.06 +/- 0.45	0.64	2.13	U,G

Comments:

Duplicate Qualifiers/Flags:

U - Result is less than the sample specific MDC.
Y1 - Chemical Yield is in control at 100-110%. Quantitative yield is assumed.
Y2 - Chemical Yield outside default limits.
W - DER is greater than Warning Limit of 1.42
D - DER is greater than Control Limit of 2.13
LT - Result is less than Request MDC, greater than sample specific MDC
M - Requested MDC not met.
M3 - The requested MDC was not met, but the reported activity is greater than the reported MDC.
L - LCS Recovery below lower control limit.
H - LCS Recovery above upper control limit.
P - LCS, Matrix Spike Recovery within control limits.
N - Matrix Spike Recovery outside control limits

SQ - Spectral quality prevents accurate quantitation.
SI - Nuclide identification and/or quantitation is tentative.
TI - Nuclide identification is tentative.
R - Nuclide has exceeded 8 halflives.
G - Sample density differs by more than 15% of LCS density.

Abbreviations:

TPU - Total Propagated Uncertainty (see PAI SOP 743)
DER - Duplicate Error Ratio
BDL - Below Detection Limit
NR - Not Reported

Data Package ID: *GSS0408173-1*

Gamma Spectroscopy Results

PAI 713 Rev 8

Duplicate Sample Results (DER)

Lab Name: Paragon Analytics
Work Order Number: 0408173
Client Name: New World Technologies
ClientProject ID: Ravenna GA00563

Field ID: SU5-A1
Lab ID: 0408173-1DUP

Library: FANP

Sample Matrix: SOIL
Prep SOP: PAI 739 Rev 8
Date Collected: 12-Aug-04
Date Prepared: 09-Sep-04
Date Analyzed: 24-Sep-04

Prep Batch: GS040909-3
QCBatchID: GS040909-3-1
Run ID: GS040909-3A
Count Time: 30 minutes
Report Basis: Dry Weight

Final Aliquot: 202 g
Prep Basis: Dry Weight
Moisture(%): NA
Result Units: pCi/g
File Name: 041639D02A

15585-10-1	Eu-154	-0.37 +/- 0.54	-0.17 +/- 0.47	0.28	2.13	U,G
14391-16-3	Eu-155	-0.07 +/- 0.36	0.06 +/- 0.24	0.30	2.13	U,G
14596-12-4	Fe-59	0.17 +/- 0.37	0.01 +/- 0.28	0.34	2.13	U,G
10043-66-0	I-131	-0.2 +/- 3.7	-0.3 +/- 3.4	0.03	2.13	U,G
13966-00-2	K-40	4.6 +/- 2.2	2.9 +/- 1.7	0.61	2.13	G
13966-31-9	Mn-54	-0.07 +/- 0.11	0.054 +/- 0.074	0.96	2.13	U,G
13966-32-0	Na-22	-0.05 +/- 0.10	0 +/- 0.087	0.35	2.13	U,G
14681-63-1	Nb-94	0.01 +/- 0.10	0.004 +/- 0.087	0.04	2.13	U,G
13967-76-5	Nb-95	0.01 +/- 0.17	0.01 +/- 0.13	0.02	2.13	U,G
15100-28-4	Pa-234m	7 +/- 15	2 +/- 14	0.24	2.13	U,G
15092-94-1	Pb-212	0.93 +/- 0.28	1.08 +/- 0.29	0.39	2.13	G
15067-28-4	Pb-214	0.98 +/- 0.31	1.11 +/- 0.27	0.32	2.13	G,J
13967-48-1	Ru-106	-0.6 +/- 1.1	-0.24 +/- 0.76	0.26	2.13	U,G
14683-10-4	Sb-124	-0.13 +/- 0.18	0.01 +/- 0.15	0.59	2.13	U,G
14234-35-6	Sb-125	0.03 +/- 0.32	-0.10 +/- 0.26	0.32	2.13	U,G
13967-63-0	Sc-46	0.05 +/- 0.15	-0.04 +/- 0.11	0.48	2.13	U,G
15623-47-9	Th-227	-0.55 +/- 0.87	0.03 +/- 0.69	0.52	2.13	U,G
15065-10-8	Th-234	1.7 +/- 2.2	2.7 +/- 1.6	0.37	2.13	G,TI
14913-50-9	Tl-208	0.26 +/- 0.16	0.26 +/- 0.15	0.00	2.13	G

Comments:

Duplicate Qualifiers/Flags:

U - Result is less than the sample specific MDC.
Y1 - Chemical Yield is in control at 100-110%. Quantitative yield is assumed.
Y2 - Chemical Yield outside default limits.
W - DER is greater than Warning Limit of 1.42
D - DER is greater than Control Limit of 2.13
LT - Result is less than Request MDC, greater than sample specific MDC
M - Requested MDC not met.
M3 - The requested MDC was not met, but the reported activity is greater than the reported MDC.
L - LCS Recovery below lower control limit.
H - LCS Recovery above upper control limit.
P - LCS, Matrix Spike Recovery within control limits.
N - Matrix Spike Recovery outside control limits

SQ - Spectral quality prevents accurate quantitation.
SI - Nuclide identification and/or quantitation is tentative.
TI - Nuclide identification is tentative.
R - Nuclide has exceeded 8 halflives.
G - Sample density differs by more than 15% of LCS density.

Abbreviations:

TPU - Total Propagated Uncertainty (see PAI SOP 743)
DER - Duplicate Error Ratio
BDL - Below Detection Limit
NR - Not Reported

Data Package ID: *GSS0408173-1*

Gamma Spectroscopy Results

PAI 713 Rev 8

Duplicate Sample Results (DER)

Lab Name: Paragon Analytics
Work Order Number: 0408173
Client Name: New World Technologies
ClientProject ID: Ravenna GA00563

Field ID: SU5-A1
Lab ID: 0408173-1DUP

Library: FANP

Sample Matrix: SOIL
Prep SOP: PAI 739 Rev 8
Date Collected: 12-Aug-04
Date Prepared: 09-Sep-04
Date Analyzed: 24-Sep-04

Prep Batch: GS040909-3
QCBatchID: GS040909-3-1
Run ID: GS040909-3A
Count Time: 30 minutes
Report Basis: Dry Weight

Final Aliquot: 202 g
Prep Basis: Dry Weight
Moisture(%): NA
Result Units: pCi/g
File Name: 041639D02A

15117-96-1	U-235	0.09 +/- 0.58	0.10 +/- 0.45	0.01	2.13	U,G
13982-39-3	Zn-65	0.01 +/- 0.28	-0.13 +/- 0.25	0.38	2.13	U,G

Comments:

Duplicate Qualifiers/Flags:

U - Result is less than the sample specific MDC.
Y1 - Chemical Yield is in control at 100-110%. Quantitative yield is assumed.
Y2 - Chemical Yield outside default limits.
W - DER is greater than Warning Limit of 1.42
D - DER is greater than Control Limit of 2.13
LT - Result is less than Request MDC, greater than sample specific MDC
M - Requested MDC not met.
M3 - The requested MDC was not met, but the reported activity is greater than the reported MDC.
L - LCS Recovery below lower control limit.
H - LCS Recovery above upper control limit.
P - LCS, Matrix Spike Recovery within control limits.
N - Matrix Spike Recovery outside control limits
SQ - Spectral quality prevents accurate quantitation.
SI - Nuclide identification and/or quantitation is tentative.
TI - Nuclide identification is tentative.
R - Nuclide has exceeded 8 halflives.
G - Sample density differs by more than 15% of LCS density.

Abbreviations:

TPU - Total Propagated Uncertainty (see PAI SOP 743)
DER - Duplicate Error Ratio
BDL - Below Detection Limit
NR - Not Reported

Data Package ID: *GSS0408173-1*

Gamma Spectroscopy Results

PAI 713 Rev 8

Duplicate Sample Results (DER)

Lab Name: Paragon Analytics
Work Order Number: 0408173
Client Name: New World Technologies
ClientProject ID: Ravenna GA00563

Field ID: SU5-E5
Lab ID: 0408173-10DUP

Library: FANP

Sample Matrix: SOIL
Prep SOP: PAI 739 Rev 8
Date Collected: 12-Aug-04
Date Prepared: 09-Sep-04
Date Analyzed: 24-Sep-04

Prep Batch: GS040909-3
QCBatchID: GS040909-3-1
Run ID: GS040909-3A
Count Time: 30 minutes
Report Basis: Dry Weight

Final Aliquot: 323 g
Prep Basis: Dry Weight
Moisture(%): NA
Result Units: pCi/g
File Name: 040468D05A

CASNO	Analyte	Sample Result +/- 2 s TPU	Duplicate Result +/- 2 s TPU	DER	Control Limit	Lab Qualifiers
14331-83-0	Ac-228	0.49 +/- 0.17	0.41 +/- 0.26	0.25	2.13	U,G
14391-76-5	Ag-110m	-0.011 +/- 0.043	-0.059 +/- 0.067	0.60	2.13	U,G
14682-66-7	Al-26	-0.014 +/- 0.040	0.057 +/- 0.063	0.94	2.13	U,G
14596-10-2	Am-241	0.07 +/- 0.31	0.32 +/- 0.52	0.42	2.13	U,G
13966-02-4	Be-7	-0.40 +/- 0.57	-0.47 +/- 0.78	0.07	2.13	U,G
14913-49-6	Bi-212	0.73 +/- 0.62	0.9 +/- 1.2	0.14	2.13	U,G
14733-03-0	Bi-214	0.33 +/- 0.14	0.39 +/- 0.20	0.26	2.13	G,J
13982-30-4	Ce-139	-0.030 +/- 0.041	0.012 +/- 0.055	0.62	2.13	U,G
14762-78-8	Ce-144	0.08 +/- 0.27	-0.38 +/- 0.36	1.03	2.13	U,G
14093-03-9	Co-56	0.13 +/- 0.10	0.08 +/- 0.17	0.25	2.13	U,G
13981-50-5	Co-57	-0.010 +/- 0.036	0.021 +/- 0.046	0.53	2.13	U,G
13981-38-9	Co-58	-0.062 +/- 0.055	-0.049 +/- 0.099	0.11	2.13	U,G
10198-40-0	Co-60	-0.006 +/- 0.042	-0.006 +/- 0.073	0.01	2.13	U,G
14392-02-0	Cr-51	-0.05 +/- 0.82	0.1 +/- 1.2	0.12	2.13	U,G
13967-70-9	Cs-134	0.030 +/- 0.072	-0.094 +/- 0.093	1.05	2.13	U,G
10045-97-3	Cs-137	0.014 +/- 0.044	0.053 +/- 0.065	0.49	2.13	U,G
14683-23-9	Eu-152	-0.04 +/- 0.22	0.44 +/- 0.31	1.27	2.13	G,TI

Comments:

Duplicate Qualifiers/Flags:

U - Result is less than the sample specific MDC.
Y1 - Chemical Yield is in control at 100-110%. Quantitative yield is assumed.
Y2 - Chemical Yield outside default limits.
W - DER is greater than Warning Limit of 1.42
D - DER is greater than Control Limit of 2.13
LT - Result is less than Request MDC, greater than sample specific MDC
M - Requested MDC not met.
M3 - The requested MDC was not met, but the reported activity is greater than the reported MDC.
L - LCS Recovery below lower control limit.
H - LCS Recovery above upper control limit.
P - LCS, Matrix Spike Recovery within control limits.
N - Matrix Spike Recovery outside control limits

SQ - Spectral quality prevents accurate quantitation.
SI - Nuclide identification and/or quantitation is tentative.
TI - Nuclide identification is tentative.
R - Nuclide has exceeded 8 halflives.
G - Sample density differs by more than 15% of LCS density.

Abbreviations:

TPU - Total Propagated Uncertainty (see PAI SOP 743)
DER - Duplicate Error Ratio
BDL - Below Detection Limit
NR - Not Reported

Data Package ID: *GSS0408173-1*

Gamma Spectroscopy Results

PAI 713 Rev 8

Duplicate Sample Results (DER)

Lab Name: Paragon Analytics
Work Order Number: 0408173
Client Name: New World Technologies
ClientProject ID: Ravenna GA00563

Field ID: SU5-E5
Lab ID: 0408173-10DUP

Library: FANP

Sample Matrix: SOIL
Prep SOP: PAI 739 Rev 8
Date Collected: 12-Aug-04
Date Prepared: 09-Sep-04
Date Analyzed: 24-Sep-04

Prep Batch: GS040909-3
QCBatchID: GS040909-3-1
Run ID: GS040909-3A
Count Time: 30 minutes
Report Basis: Dry Weight

Final Aliquot: 323 g
Prep Basis: Dry Weight
Moisture(%): NA
Result Units: pCi/g
File Name: 040468D05A

15585-10-1	Eu-154	0.05 +/- 0.21	0.19 +/- 0.29	0.39	2.13	U,G
14391-16-3	Eu-155	0.08 +/- 0.15	0.11 +/- 0.18	0.10	2.13	U,G
14596-12-4	Fe-59	0.01 +/- 0.15	0.06 +/- 0.21	0.19	2.13	U,G
10043-66-0	I-131	0 +/- 1.6	1.0 +/- 2.3	0.34	2.13	U,G
13966-00-2	K-40	7.3 +/- 1.4	5.5 +/- 1.6	0.83	2.13	G
13966-31-9	Mn-54	0.020 +/- 0.046	-0.036 +/- 0.073	0.66	2.13	U,G
13966-32-0	Na-22	0.012 +/- 0.046	0.011 +/- 0.056	0.01	2.13	U,G
14681-63-1	Nb-94	-0.002 +/- 0.044	-0.042 +/- 0.058	0.55	2.13	U,G
13967-76-5	Nb-95	0.052 +/- 0.062	0.02 +/- 0.11	0.24	2.13	U,G
15100-28-4	Pa-234m	0.9 +/- 6.6	-3.4 +/- 9.9	0.36	2.13	U,G
15092-94-1	Pb-212	0.38 +/- 0.12	0.53 +/- 0.17	0.73	2.13	G
15067-28-4	Pb-214	0.31 +/- 0.12	0.31 +/- 0.14	0.01	2.13	G,J
13967-48-1	Ru-106	-0.10 +/- 0.43	0 +/- 0.63	0.13	2.13	U,G
14683-10-4	Sb-124	0.018 +/- 0.076	-0.062 +/- 0.093	0.66	2.13	U,G
14234-35-6	Sb-125	0.02 +/- 0.11	-0.02 +/- 0.16	0.24	2.13	U,G
13967-63-0	Sc-46	0.012 +/- 0.046	0.018 +/- 0.074	0.07	2.13	U,G
15623-47-9	Th-227	-0.10 +/- 0.44	-0.31 +/- 0.51	0.31	2.13	U,G
15065-10-8	Th-234	0.26 +/- 0.95	-0.4 +/- 1.1	0.45	2.13	U,G
14913-50-9	Tl-208	0.144 +/- 0.069	0.158 +/- 0.091	0.13	2.13	G

Comments:

Duplicate Qualifiers/Flags:

U - Result is less than the sample specific MDC.
Y1 - Chemical Yield is in control at 100-110%. Quantitative yield is assumed.
Y2 - Chemical Yield outside default limits.
W - DER is greater than Warning Limit of 1.42
D - DER is greater than Control Limit of 2.13
LT - Result is less than Request MDC, greater than sample specific MDC
M - Requested MDC not met.
M3 - The requested MDC was not met, but the reported activity is greater than the reported MDC.
L - LCS Recovery below lower control limit.
H - LCS Recovery above upper control limit.
P - LCS, Matrix Spike Recovery within control limits.
N - Matrix Spike Recovery outside control limits

SQ - Spectral quality prevents accurate quantitation.
SI - Nuclide identification and/or quantitation is tentative.
TI - Nuclide identification is tentative.
R - Nuclide has exceeded 8 halflives.
G - Sample density differs by more than 15% of LCS density.

Abbreviations:

TPU - Total Propagated Uncertainty (see PAI SOP 743)
DER - Duplicate Error Ratio
BDL - Below Detection Limit
NR - Not Reported

Data Package ID: *GSS0408173-1*

Gamma Spectroscopy Results

PAI 713 Rev 8

Duplicate Sample Results (DER)

Lab Name: Paragon Analytics
Work Order Number: 0408173
Client Name: New World Technologies
ClientProject ID: Ravenna GA00563

Field ID: SU5-E5
Lab ID: 0408173-10DUP

Library: FANP

Sample Matrix: SOIL
Prep SOP: PAI 739 Rev 8
Date Collected: 12-Aug-04
Date Prepared: 09-Sep-04
Date Analyzed: 24-Sep-04

Prep Batch: GS040909-3
QCBatchID: GS040909-3-1
Run ID: GS040909-3A
Count Time: 30 minutes
Report Basis: Dry Weight

Final Aliquot: 323 g
Prep Basis: Dry Weight
Moisture(%): NA
Result Units: pCi/g
File Name: 040468D05A

15117-96-1	U-235	-0.15 +/- 0.26	0.09 +/- 0.29	0.63	2.13	U,G
13982-39-3	Zn-65	-0.14 +/- 0.12	-0.24 +/- 0.19	0.44	2.13	U,G

Comments:

Duplicate Qualifiers/Flags:

U - Result is less than the sample specific MDC.
Y1 - Chemical Yield is in control at 100-110%. Quantitative yield is assumed.
Y2 - Chemical Yield outside default limits.
W - DER is greater than Warning Limit of 1.42
D - DER is greater than Control Limit of 2.13
LT - Result is less than Request MDC, greater than sample specific MDC
M - Requested MDC not met.
M3 - The requested MDC was not met, but the reported activity is greater than the reported MDC.
L - LCS Recovery below lower control limit.
H - LCS Recovery above upper control limit.
P - LCS, Matrix Spike Recovery within control limits.
N - Matrix Spike Recovery outside control limits

SQ - Spectral quality prevents accurate quantitation.
SI - Nuclide identification and/or quantitation is tentative.
TI - Nuclide identification is tentative.
R - Nuclide has exceeded 8 halflives.
G - Sample density differs by more than 15% of LCS density.

Abbreviations:

TPU - Total Propagated Uncertainty (see PAI SOP 743)
DER - Duplicate Error Ratio
BDL - Below Detection Limit
NR - Not Reported

Data Package ID: *GSS0408173-1*

PARAGON ANALYTICS
Radiochemistry Data Package

3

Section 3

INDIVIDUAL SAMPLE RESULTS

Gamma Spectroscopy Results

PAI 713 Rev 8

Sample Results

Lab Name: Paragon Analytics
Work Order Number: 0408173
Client Name: New World Technologies
ClientProject ID: Ravenna GA00563

Field ID: SU5-A1
Lab ID: 0408173-1

Library: FANP

Sample Matrix: SOIL
Prep SOP: PAI 739 Rev 8
Date Collected: 12-Aug-04
Date Prepared: 09-Sep-04
Date Analyzed: 23-Sep-04

Prep Batch: GS040909-3
QCBatchID: GS040909-3-1
Run ID: GS040909-3A
Count Time: 30 minutes
Report Basis: Dry Weight

Final Aliquot: 202 g
Prep Basis: Dry Weight
Moisture(%): NA
Result Units: pCi/g
File Name: 042281D01A

CASNO	Target Nuclide	Result +/- 2 s TPU	MDC	Lab Qualifier
14331-83-0	Ac-228	0.96 +/- 0.63	0.87	LT,G,TI
14391-76-5	Ag-110m	-0.16 +/- 0.23	0.45	U,G
14682-66-7	Al-26	0.05 +/- 0.13	0.24	U,G
14596-10-2	Am-241	0.25 +/- 0.88	1.53	U,G
13966-02-4	Be-7	-2.2 +/- 1.5	3.3	U,G
14913-49-6	Bi-212	0.6 +/- 1.7	3.0	U,G
14733-03-0	Bi-214	0.74 +/- 0.37	0.51	G,J
13982-30-4	Ce-139	-0.029 +/- 0.091	0.168	U,G
14762-78-8	Ce-144	-0.12 +/- 0.55	1.02	U,G
14093-03-9	Co-56	0.08 +/- 0.29	0.54	U,G
13981-50-5	Co-57	0.054 +/- 0.074	0.122	U,G
13981-38-9	Co-58	0.06 +/- 0.15	0.26	U,G
10198-40-0	Co-60	-0.023 +/- 0.066	0.172	U,G
14392-02-0	Cr-51	0.9 +/- 2.0	3.4	U,G
13967-70-9	Cs-134	-0.06 +/- 0.12	0.23	U,G

Comments:

Qualifiers/Flags:

U - Result is less than the sample specific MDC or less than the associated TPU

Y1 - Chemical Yield is in control at 100-110%. Quantitative Yield is assumed.

Y2 - Chemical Yield outside default limits.

LT - Result is less than Requested MDC, greater than sample specific MDC.

M3 - The requested MDC was not met, but the reported activity is greater than the reported MDC.

M - The requested MDC was not met.

SQ - Spectral quality prevents accurate quantitation.

SI - Nuclide identification and/or quantitation is tentative.

TI - Nuclide identification is tentative.

R - Nuclide has exceeded 8 halflives.

G - Sample density differs by more than 15% of LCS density.

Abbreviations:

TPU - Total Propagated Uncertainty (see PAI SOP 743)

MDC - Minimum Detectable Concentration (see PAI SOP 709)

BDL - Below Detection Limit

Data Package ID: *GSS0408173-1*

Gamma Spectroscopy Results

PAI 713 Rev 8

Sample Results

Lab Name: Paragon Analytics
Work Order Number: 0408173
Client Name: New World Technologies
ClientProject ID: Ravenna GA00563

Field ID: SU5-A1
Lab ID: 0408173-1

Library: FANP

Sample Matrix: SOIL
Prep SOP: PAI 739 Rev 8
Date Collected: 12-Aug-04
Date Prepared: 09-Sep-04
Date Analyzed: 23-Sep-04

Prep Batch: GS040909-3
QCBatchID: GS040909-3-1
Run ID: GS040909-3A
Count Time: 30 minutes
Report Basis: Dry Weight

Final Aliquot: 202 g
Prep Basis: Dry Weight
Moisture(%): NA
Result Units: pCi/g
File Name: 042281D01A

CASNO	Target Nuclide	Result +/- 2 s TPU	MDC	Lab Qualifier
10045-97-3	Cs-137	1.56 +/- 0.34	0.22	G
14683-23-9	Eu-152	-0.45 +/- 0.65	1.47	U,G
15585-10-1	Eu-154	-0.37 +/- 0.54	1.24	U,G
14391-16-3	Eu-155	-0.07 +/- 0.36	0.65	U,G
14596-12-4	Fe-59	0.17 +/- 0.37	0.66	U,G
10043-66-0	I-131	-0.2 +/- 3.7	6.9	U,G
13966-00-2	K-40	4.6 +/- 2.2	2.6	G,TI
13966-31-9	Mn-54	-0.07 +/- 0.11	0.24	U,G
13966-32-0	Na-22	-0.05 +/- 0.10	0.24	U,G
14681-63-1	Nb-94	0.01 +/- 0.10	0.19	U,G
13967-76-5	Nb-95	0.01 +/- 0.17	0.32	U,G
15100-28-4	Pa-234m	7 +/- 15	27	U,G
15092-94-1	Pb-212	0.93 +/- 0.28	0.33	G
15067-28-4	Pb-214	0.98 +/- 0.31	0.45	G,J
13967-48-1	Ru-106	-0.6 +/- 1.1	2.2	U,G

Comments:

Qualifiers/Flags:

U - Result is less than the sample specific MDC or less than the associated TPU

Y1 - Chemical Yield is in control at 100-110%. Quantitative Yield is assumed.

Y2 - Chemical Yield outside default limits.

LT - Result is less than Requested MDC, greater than sample specific MDC.

M3 - The requested MDC was not met, but the reported activity is greater than the reported MDC.

M - The requested MDC was not met.

SQ - Spectral quality prevents accurate quantitation.

SI - Nuclide identification and/or quantitation is tentative.

TI - Nuclide identification is tentative.

R - Nuclide has exceeded 8 halflives.

G - Sample density differs by more than 15% of LCS density.

Abbreviations:

TPU - Total Propagated Uncertainty (see PAI SOP 743)

MDC - Minimum Detectable Concentration (see PAI SOP 709)

BDL - Below Detection Limit

Data Package ID: *GSS0408173-1*

Gamma Spectroscopy Results

PAI 713 Rev 8

Sample Results

Lab Name: Paragon Analytics
Work Order Number: 0408173
Client Name: New World Technologies
ClientProject ID: Ravenna GA00563

Field ID: SU5-A1
Lab ID: 0408173-1

Library: FANP

Sample Matrix: SOIL
Prep SOP: PAI 739 Rev 8
Date Collected: 12-Aug-04
Date Prepared: 09-Sep-04
Date Analyzed: 23-Sep-04

Prep Batch: GS040909-3
QCBatchID: GS040909-3-1
Run ID: GS040909-3A
Count Time: 30 minutes
Report Basis: Dry Weight

Final Aliquot: 202 g
Prep Basis: Dry Weight
Moisture(%): NA
Result Units: pCi/g
File Name: 042281D01A

CASNO	Target Nuclide	Result +/- 2 s TPU	MDC	Lab Qualifier
14683-10-4	Sb-124	-0.13 +/- 0.18	0.37	U,G
14234-35-6	Sb-125	0.03 +/- 0.32	0.58	U,G
13967-63-0	Sc-46	0.05 +/- 0.15	0.28	U,G
15623-47-9	Th-227	-0.55 +/- 0.87	1.65	U,G
15065-10-8	Th-234	1.7 +/- 2.2	3.6	U,G
14913-50-9	Tl-208	0.26 +/- 0.16	0.24	G
15117-96-1	U-235	0.09 +/- 0.58	1.01	U,G
13982-39-3	Zn-65	0.01 +/- 0.28	0.54	U,G

Comments:

Qualifiers/Flags:

U - Result is less than the sample specific MDC or less than the associated TPU

Y1 - Chemical Yield is in control at 100-110%. Quantitative Yield is assumed.

Y2 - Chemical Yield outside default limits.

LT - Result is less than Requested MDC, greater than sample specific MDC.

M3 - The requested MDC was not met, but the reported activity is greater than the reported MDC.

M - The requested MDC was not met.

SQ - Spectral quality prevents accurate quantitation.

SI - Nuclide identification and/or quantitation is tentative.

TI - Nuclide identification is tentative.

R - Nuclide has exceeded 8 halflives.

G - Sample density differs by more than 15% of LCS density.

Abbreviations:

TPU - Total Propagated Uncertainty (see PAI SOP 743)

MDC - Minimum Detectable Concentration (see PAI SOP 709)

BDL - Below Detection Limit

Data Package ID: *GSS0408173-1*

Gamma Spectroscopy Results

PAI 713 Rev 8

Sample Duplicate Results

Lab Name: Paragon Analytics
Work Order Number: 0408173
Client Name: New World Technologies
ClientProject ID: Ravenna GA00563

Field ID: SU5-A1
Lab ID: 0408173-1DUP

Library: FANP

Sample Matrix: SOIL
Prep SOP: PAI 739 Rev 8
Date Collected: 12-Aug-04
Date Prepared: 09-Sep-04
Date Analyzed: 24-Sep-04

Prep Batch: GS040909-3
QCBatchID: GS040909-3-1
Run ID: GS040909-3A
Count Time: 30 minutes
Report Basis: Dry Weight

Final Aliquot: 202 g
Prep Basis: Dry Weight
Moisture(%): NA
Result Units: pCi/g
File Name: 041639D02A

CASNO	Target Nuclide	Result +/- 2 s TPU	MDC	Lab Qualifier
14331-83-0	Ac-228	0.81 +/- 0.35	0.59	LT,G
14391-76-5	Ag-110m	-0.05 +/- 0.13	0.26	U,G
14682-66-7	Al-26	0.06 +/- 0.11	0.19	U,G
14596-10-2	Am-241	-0.09 +/- 0.70	1.30	U,G
13966-02-4	Be-7	0 +/- 1.1	2.0	U,G
14913-49-6	Bi-212	1.6 +/- 1.4	2.0	U,G
14733-03-0	Bi-214	0.91 +/- 0.33	0.37	G,J
13982-30-4	Ce-139	-0.051 +/- 0.070	0.137	U,G
14762-78-8	Ce-144	-0.15 +/- 0.39	0.75	U,G
14093-03-9	Co-56	0.38 +/- 0.27	0.37	G,TI
13981-50-5	Co-57	-0.048 +/- 0.053	0.107	U,G
13981-38-9	Co-58	0 +/- 0.12	0.23	U,G
10198-40-0	Co-60	0.013 +/- 0.077	0.154	U,G

Comments:

Qualifiers/Flags:

U - Result is less than the sample specific MDC or less than the associated TPU.
Y1 - Chemical Yield is in control at 100-110%. Quantitative yield is assumed.
Y2 - Chemical Yield outside default limits.
LT - Result is less than Requested MDC, greater than sample specific MDC.
M - The requested MDC was not met.
M3 - The requested MDC was not met, but thereported activity is greater than the reported MDC.
W - DER is greater than Warning Limit of 1.42
D - DER is greater than Control Limit of 2.13
SQ - Spectral quality prevents accurate quantitation.
SI - Nuclide identification and/or quantitation is tentative.
TI - Nuclide identification is tentative.
R - Nuclide has exceeded 8 halflives.
G - Sample density differs by more than 15% of LCS density.

Abbreviations:

TPU - Total Propagated Uncertainty (see PAI SOP 743)
MDC - Minimum Detectable Concentration (see PAI SOP 709)
BDL - Below Detection Limit

Data Package ID: *GSS0408173-1*

Gamma Spectroscopy Results

PAI 713 Rev 8

Sample Duplicate Results

Lab Name: Paragon Analytics
Work Order Number: 0408173
Client Name: New World Technologies
ClientProject ID: Ravenna GA00563

Field ID: SU5-A1
Lab ID: 0408173-1DUP

Library: FANP

Sample Matrix: SOIL
Prep SOP: PAI 739 Rev 8
Date Collected: 12-Aug-04
Date Prepared: 09-Sep-04
Date Analyzed: 24-Sep-04

Prep Batch: GS040909-3
QCBatchID: GS040909-3-1
Run ID: GS040909-3A
Count Time: 30 minutes
Report Basis: Dry Weight

Final Aliquot: 202 g
Prep Basis: Dry Weight
Moisture(%): NA
Result Units: pCi/g
File Name: 041639D02A

CASNO	Target Nuclide	Result +/- 2 s TPU	MDC	Lab Qualifier
14392-02-0	Cr-51	1.0 +/- 1.8	3.1	U,G
13967-70-9	Cs-134	0.015 +/- 0.095	0.172	U,G
10045-97-3	Cs-137	1.60 +/- 0.31	0.17	G
14683-23-9	Eu-152	0.06 +/- 0.45	0.89	U,G
15585-10-1	Eu-154	-0.17 +/- 0.47	1.00	U,G
14391-16-3	Eu-155	0.06 +/- 0.24	0.42	U,G
14596-12-4	Fe-59	0.01 +/- 0.28	0.56	U,G
10043-66-0	I-131	-0.3 +/- 3.4	6.3	U,G
13966-00-2	K-40	2.9 +/- 1.7	2.2	G
13966-31-9	Mn-54	0.054 +/- 0.074	0.121	U,G
13966-32-0	Na-22	0 +/- 0.087	0.178	U,G
14681-63-1	Nb-94	0.004 +/- 0.087	0.163	U,G
13967-76-5	Nb-95	0.01 +/- 0.13	0.24	U,G

Comments:

Qualifiers/Flags:

U - Result is less than the sample specific MDC or less than the associated TPU.
Y1 - Chemical Yield is in control at 100-110%. Quantitative yield is assumed.
Y2 - Chemical Yield outside default limits.
LT - Result is less than Requested MDC, greater than sample specific MDC.
M - The requested MDC was not met.
M3 - The requested MDC was not met, but thereported activity is greater than the reported MDC.
W - DER is greater than Warning Limit of 1.42
D - DER is greater than Control Limit of 2.13

SQ - Spectral quality prevents accurate quantitation.
SI - Nuclide identification and/or quantitation is tentative.
TI - Nuclide identification is tentative.
R - Nuclide has exceeded 8 halflives.
G - Sample density differs by more than 15% of LCS density.

Abbreviations:
TPU - Total Propagated Uncertainty (see PAI SOP 743)
MDC - Minimum Detectable Concentration (see PAI SOP 709)
BDL - Below Detection Limit

Data Package ID: *GSS0408173-1*

Gamma Spectroscopy Results

PAI 713 Rev 8

Sample Duplicate Results

Lab Name: Paragon Analytics
Work Order Number: 0408173
Client Name: New World Technologies
ClientProject ID: Ravenna GA00563

Field ID: SU5-A1
Lab ID: 0408173-1DUP

Library: FANP

Sample Matrix: SOIL
Prep SOP: PAI 739 Rev 8
Date Collected: 12-Aug-04
Date Prepared: 09-Sep-04
Date Analyzed: 24-Sep-04

Prep Batch: GS040909-3
QCBatchID: GS040909-3-1
Run ID: GS040909-3A
Count Time: 30 minutes
Report Basis: Dry Weight

Final Aliquot: 202 g
Prep Basis: Dry Weight
Moisture(%): NA
Result Units: pCi/g
File Name: 041639D02A

CASNO	Target Nuclide	Result +/- 2 s TPU	MDC	Lab Qualifier
15100-28-4	Pa-234m	2 +/- 14	27	U,G
15092-94-1	Pb-212	1.08 +/- 0.29	0.30	G
15067-28-4	Pb-214	1.11 +/- 0.27	0.27	G,J
13967-48-1	Ru-106	-0.24 +/- 0.76	1.54	U,G
14683-10-4	Sb-124	0.01 +/- 0.15	0.28	U,G
14234-35-6	Sb-125	-0.10 +/- 0.26	0.50	U,G
13967-63-0	Sc-46	-0.04 +/- 0.11	0.23	U,G
15623-47-9	Th-227	0.03 +/- 0.69	1.20	U,G
15065-10-8	Th-234	2.7 +/- 1.6	2.4	G,TI
14913-50-9	Tl-208	0.26 +/- 0.15	0.21	G
15117-96-1	U-235	0.10 +/- 0.45	0.78	U,G
13982-39-3	Zn-65	-0.13 +/- 0.25	0.51	U,G

Comments:

Qualifiers/Flags:

U - Result is less than the sample specific MDC or less than the associated TPU.
Y1 - Chemical Yield is in control at 100-110%. Quantitative yield is assumed.
Y2 - Chemical Yield outside default limits.
LT - Result is less than Requested MDC, greater than sample specific MDC.
M - The requested MDC was not met.
M3 - The requested MDC was not met, but thereported activity is greater than the reported MDC.
W - DER is greater than Warning Limit of 1.42
D - DER is greater than Control Limit of 2.13
SQ - Spectral quality prevents accurate quantitation.
SI - Nuclide identification and/or quantitation is tentative.
TI - Nuclide identification is tentative.
R - Nuclide has exceeded 8 halflives.
G - Sample density differs by more than 15% of LCS density.

Abbreviations:

TPU - Total Propagated Uncertainty (see PAI SOP 743)
MDC - Minimum Detectable Concentration (see PAI SOP 709)
BDL - Below Detection Limit

Data Package ID: *GSS0408173-1*

Gamma Spectroscopy Results

PAI 713 Rev 8

Sample Results

Lab Name: Paragon Analytics
Work Order Number: 0408173
Client Name: New World Technologies
ClientProject ID: Ravenna GA00563

Field ID: SU5-A2
Lab ID: 0408173-2

Library: FANP

Sample Matrix: SOIL
Prep SOP: PAI 739 Rev 8
Date Collected: 12-Aug-04
Date Prepared: 09-Sep-04
Date Analyzed: 23-Sep-04

Prep Batch: GS040909-3
QCBatchID: GS040909-3-1
Run ID: GS040909-3A
Count Time: 30 minutes
Report Basis: Dry Weight

Final Aliquot: 432 g
Prep Basis: Dry Weight
Moisture(%): NA
Result Units: pCi/g
File Name: 041580D03A

CASNO	Target Nuclide	Result +/- 2 s TPU	MDC	Lab Qualifier
14331-83-0	Ac-228	0.25 +/- 0.12	0.21	LT
14391-76-5	Ag-110m	-0.016 +/- 0.030	0.057	U
14682-66-7	Al-26	0.008 +/- 0.022	0.040	U
14596-10-2	Am-241	0.10 +/- 0.22	0.37	U
13966-02-4	Be-7	0 +/- 0.42	0.75	U
14913-49-6	Bi-212	0.77 +/- 0.51	0.75	TI
14733-03-0	Bi-214	0.250 +/- 0.099	0.134	J
13982-30-4	Ce-139	0.008 +/- 0.033	0.057	U
14762-78-8	Ce-144	-0.12 +/- 0.20	0.37	U
14093-03-9	Co-56	0.089 +/- 0.077	0.119	U
13981-50-5	Co-57	-0.018 +/- 0.028	0.051	U
13981-38-9	Co-58	-0.005 +/- 0.038	0.070	U
10198-40-0	Co-60	-0.010 +/- 0.036	0.068	U
14392-02-0	Cr-51	-0.33 +/- 0.62	1.14	U
13967-70-9	Cs-134	-0.026 +/- 0.060	0.107	U

Comments:

Qualifiers/Flags:

U - Result is less than the sample specific MDC or less than the associated TPU

Y1 - Chemical Yield is in control at 100-110%. Quantitative Yield is assumed.

Y2 - Chemical Yield outside default limits.

LT - Result is less than Requested MDC, greater than sample specific MDC.

M3 - The requested MDC was not met, but the reported activity is greater than the reported MDC.

M - The requested MDC was not met.

SQ - Spectral quality prevents accurate quantitation.

SI - Nuclide identification and/or quantitation is tentative.

TI - Nuclide identification is tentative.

R - Nuclide has exceeded 8 halflives.

G - Sample density differs by more than 15% of LCS density.

Abbreviations:

TPU - Total Propagated Uncertainty (see PAI SOP 743)

MDC - Minimum Detectable Concentration (see PAI SOP 709)

BDL - Below Detection Limit

Data Package ID: *GSS0408173-1*

Gamma Spectroscopy Results

PAI 713 Rev 8

Sample Results

Lab Name: Paragon Analytics
Work Order Number: 0408173
Client Name: New World Technologies
ClientProject ID: Ravenna GA00563

Field ID: SU5-A2
Lab ID: 0408173-2

Library: FANP

Sample Matrix: SOIL
Prep SOP: PAI 739 Rev 8
Date Collected: 12-Aug-04
Date Prepared: 09-Sep-04
Date Analyzed: 23-Sep-04

Prep Batch: GS040909-3
QCBatchID: GS040909-3-1
Run ID: GS040909-3A
Count Time: 30 minutes
Report Basis: Dry Weight

Final Aliquot: 432 g
Prep Basis: Dry Weight
Moisture(%): NA
Result Units: pCi/g
File Name: 041580D03A

CASNO	Target Nuclide	Result +/- 2 s TPU	MDC	Lab Qualifier
10045-97-3	Cs-137	0.011 +/- 0.030	0.052	U
14683-23-9	Eu-152	-0.11 +/- 0.15	0.31	U
15585-10-1	Eu-154	0.06 +/- 0.16	0.28	U
14391-16-3	Eu-155	0.08 +/- 0.12	0.20	U
14596-12-4	Fe-59	0.022 +/- 0.096	0.171	U
10043-66-0	I-131	-0.19 +/- 0.96	1.74	U
13966-00-2	K-40	5.7 +/- 1.1	0.8	
13966-31-9	Mn-54	-0.019 +/- 0.033	0.063	U
13966-32-0	Na-22	-0.010 +/- 0.031	0.060	U
14681-63-1	Nb-94	-0.013 +/- 0.033	0.060	U
13967-76-5	Nb-95	0.026 +/- 0.050	0.085	U
15100-28-4	Pa-234m	0.6 +/- 5.4	9.7	U
15092-94-1	Pb-212	0.253 +/- 0.085	0.112	
15067-28-4	Pb-214	0.173 +/- 0.071	0.109	J
13967-48-1	Ru-106	0.15 +/- 0.34	0.58	U

Comments:

Qualifiers/Flags:

U - Result is less than the sample specific MDC or less than the associated TPU

Y1 - Chemical Yield is in control at 100-110%. Quantitative Yield is assumed.

Y2 - Chemical Yield outside default limits.

LT - Result is less than Requested MDC, greater than sample specific MDC.

M3 - The requested MDC was not met, but the reported activity is greater than the reported MDC.

M - The requested MDC was not met.

SQ - Spectral quality prevents accurate quantitation.

SI - Nuclide identification and/or quantitation is tentative.

TI - Nuclide identification is tentative.

R - Nuclide has exceeded 8 halflives.

G - Sample density differs by more than 15% of LCS density.

Abbreviations:

TPU - Total Propagated Uncertainty (see PAI SOP 743)

MDC - Minimum Detectable Concentration (see PAI SOP 709)

BDL - Below Detection Limit

Data Package ID: *GSS0408173-1*

Gamma Spectroscopy Results

PAI 713 Rev 8

Sample Results

Lab Name: Paragon Analytics
Work Order Number: 0408173
Client Name: New World Technologies
ClientProject ID: Ravenna GA00563

Field ID: SU5-A2
Lab ID: 0408173-2

Library: FANP

Sample Matrix: SOIL
Prep SOP: PAI 739 Rev 8
Date Collected: 12-Aug-04
Date Prepared: 09-Sep-04
Date Analyzed: 23-Sep-04

Prep Batch: GS040909-3
QCBatchID: GS040909-3-1
Run ID: GS040909-3A
Count Time: 30 minutes
Report Basis: Dry Weight

Final Aliquot: 432 g
Prep Basis: Dry Weight
Moisture(%): NA
Result Units: pCi/g
File Name: 041580D03A

CASNO	Target Nuclide	Result +/- 2 s TPU	MDC	Lab Qualifier
14683-10-4	Sb-124	0.058 +/- 0.056	0.089	U
14234-35-6	Sb-125	-0.008 +/- 0.084	0.150	U
13967-63-0	Sc-46	-0.014 +/- 0.040	0.075	U
15623-47-9	Th-227	-0.01 +/- 0.33	0.57	U
15065-10-8	Th-234	0.12 +/- 0.56	0.95	U
14913-50-9	Tl-208	0.076 +/- 0.044	0.065	
15117-96-1	U-235	0.12 +/- 0.18	0.30	U
13982-39-3	Zn-65	-0.088 +/- 0.083	0.164	U

Comments:

Qualifiers/Flags:

U - Result is less than the sample specific MDC or less than the associated TPU

Y1 - Chemical Yield is in control at 100-110%. Quantitative Yield is assumed.

Y2 - Chemical Yield outside default limits.

LT - Result is less than Requested MDC, greater than sample specific MDC.

M3 - The requested MDC was not met, but the reported activity is greater than the reported MDC.

M - The requested MDC was not met.

SQ - Spectral quality prevents accurate quantitation.

SI - Nuclide identification and/or quantitation is tentative.

TI - Nuclide identification is tentative.

R - Nuclide has exceeded 8 halflives.

G - Sample density differs by more than 15% of LCS density.

Abbreviations:

TPU - Total Propagated Uncertainty (see PAI SOP 743)

MDC - Minimum Detectable Concentration (see PAI SOP 709)

BDL - Below Detection Limit

Data Package ID: *GSS0408173-1*

Gamma Spectroscopy Results

PAI 713 Rev 8

Sample Results

Lab Name: Paragon Analytics
Work Order Number: 0408173
Client Name: New World Technologies
ClientProject ID: Ravenna GA00563

Field ID: SU5-C3
Lab ID: 0408173-3

Library: FANP

Sample Matrix: SOIL
Prep SOP: PAI 739 Rev 8
Date Collected: 12-Aug-04
Date Prepared: 09-Sep-04
Date Analyzed: 23-Sep-04

Prep Batch: GS040909-3
QCBatchID: GS040909-3-1
Run ID: GS040909-3A
Count Time: 30 minutes
Report Basis: Dry Weight

Final Aliquot: 339 g
Prep Basis: Dry Weight
Moisture(%): NA
Result Units: pCi/g
File Name: 040460D05A

CASNO	Target Nuclide	Result +/- 2 s TPU	MDC	Lab Qualifier
14331-83-0	Ac-228	0.27 +/- 0.28	0.44	U,G
14391-76-5	Ag-110m	-0.051 +/- 0.063	0.132	U,G
14682-66-7	Al-26	-0.015 +/- 0.082	0.167	U,G
14596-10-2	Am-241	-0.15 +/- 0.50	0.94	U,G
13966-02-4	Be-7	0.20 +/- 0.74	1.33	U,G
14913-49-6	Bi-212	0.16 +/- 0.99	1.80	U,G
14733-03-0	Bi-214	0.41 +/- 0.17	0.21	G,J
13982-30-4	Ce-139	-0.017 +/- 0.053	0.097	U,G
14762-78-8	Ce-144	-0.15 +/- 0.32	0.60	U,G
14093-03-9	Co-56	0.02 +/- 0.16	0.30	U,G
13981-50-5	Co-57	0.012 +/- 0.042	0.074	U,G
13981-38-9	Co-58	0.018 +/- 0.076	0.140	U,G
10198-40-0	Co-60	-0.020 +/- 0.061	0.130	U,G
14392-02-0	Cr-51	-0.3 +/- 1.2	2.2	U,G
13967-70-9	Cs-134	-0.005 +/- 0.056	0.106	U,G

Comments:

Qualifiers/Flags:

U - Result is less than the sample specific MDC or less than the associated TPU

Y1 - Chemical Yield is in control at 100-110%. Quantitative Yield is assumed.

Y2 - Chemical Yield outside default limits.

LT - Result is less than Requested MDC, greater than sample specific MDC.

M3 - The requested MDC was not met, but the reported activity is greater than the reported MDC.

M - The requested MDC was not met.

SQ - Spectral quality prevents accurate quantitation.

SI - Nuclide identification and/or quantitation is tentative.

TI - Nuclide identification is tentative.

R - Nuclide has exceeded 8 halflives.

G - Sample density differs by more than 15% of LCS density.

Abbreviations:

TPU - Total Propagated Uncertainty (see PAI SOP 743)

MDC - Minimum Detectable Concentration (see PAI SOP 709)

BDL - Below Detection Limit

Data Package ID: *GSS0408173-1*

Gamma Spectroscopy Results

PAI 713 Rev 8

Sample Results

Lab Name: Paragon Analytics
Work Order Number: 0408173
Client Name: New World Technologies
ClientProject ID: Ravenna GA00563

Field ID: SU5-C3
Lab ID: 0408173-3

Library: FANP

Sample Matrix: SOIL
Prep SOP: PAI 739 Rev 8
Date Collected: 12-Aug-04
Date Prepared: 09-Sep-04
Date Analyzed: 23-Sep-04

Prep Batch: GS040909-3
QCBatchID: GS040909-3-1
Run ID: GS040909-3A
Count Time: 30 minutes
Report Basis: Dry Weight

Final Aliquot: 339 g
Prep Basis: Dry Weight
Moisture(%): NA
Result Units: pCi/g
File Name: 040460D05A

CASNO	Target Nuclide	Result +/- 2 s TPU	MDC	Lab Qualifier
10045-97-3	Cs-137	-0.006 +/- 0.056	0.109	U,G
14683-23-9	Eu-152	0.10 +/- 0.22	0.41	U,G
15585-10-1	Eu-154	0.04 +/- 0.24	0.47	U,G
14391-16-3	Eu-155	-0.03 +/- 0.15	0.29	U,G
14596-12-4	Fe-59	-0.04 +/- 0.21	0.42	U,G
10043-66-0	I-131	-0.3 +/- 2.0	3.8	U,G
13966-00-2	K-40	4.9 +/- 1.5	1.1	G
13966-31-9	Mn-54	-0.052 +/- 0.063	0.136	U,G
13966-32-0	Na-22	-0.041 +/- 0.056	0.130	U,G
14681-63-1	Nb-94	0.010 +/- 0.057	0.105	U,G
13967-76-5	Nb-95	0.007 +/- 0.085	0.160	U,G
15100-28-4	Pa-234m	-1.1 +/- 7.8	16.3	U,G
15092-94-1	Pb-212	0.36 +/- 0.14	0.19	G
15067-28-4	Pb-214	0.33 +/- 0.13	0.22	G,J
13967-48-1	Ru-106	0.35 +/- 0.52	0.87	U,G

Comments:

Qualifiers/Flags:

U - Result is less than the sample specific MDC or less than the associated TPU

Y1 - Chemical Yield is in control at 100-110%. Quantitative Yield is assumed.

Y2 - Chemical Yield outside default limits.

LT - Result is less than Requested MDC, greater than sample specific MDC.

M3 - The requested MDC was not met, but the reported activity is greater than the reported MDC.

M - The requested MDC was not met.

SQ - Spectral quality prevents accurate quantitation.

SI - Nuclide identification and/or quantitation is tentative.

TI - Nuclide identification is tentative.

R - Nuclide has exceeded 8 halflives.

G - Sample density differs by more than 15% of LCS density.

Abbreviations:

TPU - Total Propagated Uncertainty (see PAI SOP 743)

MDC - Minimum Detectable Concentration (see PAI SOP 709)

BDL - Below Detection Limit

Data Package ID: *GSS0408173-1*

Gamma Spectroscopy Results

PAI 713 Rev 8

Sample Results

Lab Name: Paragon Analytics
Work Order Number: 0408173
Client Name: New World Technologies
ClientProject ID: Ravenna GA00563

Field ID: SU5-C3
Lab ID: 0408173-3

Library: FANP

Sample Matrix: SOIL
Prep SOP: PAI 739 Rev 8
Date Collected: 12-Aug-04
Date Prepared: 09-Sep-04
Date Analyzed: 23-Sep-04

Prep Batch: GS040909-3
QCBatchID: GS040909-3-1
Run ID: GS040909-3A
Count Time: 30 minutes
Report Basis: Dry Weight

Final Aliquot: 339 g
Prep Basis: Dry Weight
Moisture(%): NA
Result Units: pCi/g
File Name: 040460D05A

CASNO	Target Nuclide	Result +/- 2 s TPU	MDC	Lab Qualifier
14683-10-4	Sb-124	0.022 +/- 0.086	0.156	U,G
14234-35-6	Sb-125	-0.07 +/- 0.14	0.28	U,G
13967-63-0	Sc-46	-0.042 +/- 0.080	0.167	U,G
15623-47-9	Th-227	-0.22 +/- 0.50	0.92	U,G
15065-10-8	Th-234	0.6 +/- 1.1	1.8	U,G
14913-50-9	Tl-208	0.120 +/- 0.066	0.082	G
15117-96-1	U-235	0.05 +/- 0.30	0.52	U,G
13982-39-3	Zn-65	-0.02 +/- 0.16	0.31	U,G

Comments:

Qualifiers/Flags:

U - Result is less than the sample specific MDC or less than the associated TPU

Y1 - Chemical Yield is in control at 100-110%. Quantitative Yield is assumed.

Y2 - Chemical Yield outside default limits.

LT - Result is less than Requested MDC, greater than sample specific MDC.

M3 - The requested MDC was not met, but the reported activity is greater than the reported MDC.

M - The requested MDC was not met.

SQ - Spectral quality prevents accurate quantitation.

SI - Nuclide identification and/or quantitation is tentative.

TI - Nuclide identification is tentative.

R - Nuclide has exceeded 8 halflives.

G - Sample density differs by more than 15% of LCS density.

Abbreviations:

TPU - Total Propagated Uncertainty (see PAI SOP 743)

MDC - Minimum Detectable Concentration (see PAI SOP 709)

BDL - Below Detection Limit

Data Package ID: *GSS0408173-1*

Gamma Spectroscopy Results

PAI 713 Rev 8

Sample Results

Lab Name: Paragon Analytics
Work Order Number: 0408173
Client Name: New World Technologies
ClientProject ID: Ravenna GA00563

Field ID: SU5-B6
Lab ID: 0408173-4

Library: FANP

Sample Matrix: SOIL
Prep SOP: PAI 739 Rev 8
Date Collected: 12-Aug-04
Date Prepared: 09-Sep-04
Date Analyzed: 23-Sep-04

Prep Batch: GS040909-3
QCBatchID: GS040909-3-1
Run ID: GS040909-3A
Count Time: 30 minutes
Report Basis: Dry Weight

Final Aliquot: 276 g
Prep Basis: Dry Weight
Moisture(%): NA
Result Units: pCi/g
File Name: 042282D01A

CASNO	Target Nuclide	Result +/- 2 s TPU	MDC	Lab Qualifier
14331-83-0	Ac-228	2.12 +/- 0.52	0.85	G
14391-76-5	Ag-110m	-0.12 +/- 0.18	0.35	U,G
14682-66-7	Al-26	-0.06 +/- 0.12	0.27	U,G
14596-10-2	Am-241	-0.11 +/- 0.93	1.65	U,G
13966-02-4	Be-7	-0.6 +/- 1.4	2.6	U,G
14913-49-6	Bi-212	4.9 +/- 1.9	1.8	G
14733-03-0	Bi-214	1.37 +/- 0.36	0.37	G,J
13982-30-4	Ce-139	0.03 +/- 0.10	0.17	U,G
14762-78-8	Ce-144	-0.11 +/- 0.61	1.09	U,G
14093-03-9	Co-56	0.02 +/- 0.27	0.51	U,G
13981-50-5	Co-57	-0.003 +/- 0.077	0.136	U,G
13981-38-9	Co-58	-0.03 +/- 0.13	0.25	U,G
10198-40-0	Co-60	-0.02 +/- 0.11	0.22	U,G
14392-02-0	Cr-51	-1.4 +/- 2.1	3.9	U,G
13967-70-9	Cs-134	-0.01 +/- 0.12	0.21	U,G

Comments:

Qualifiers/Flags:

U - Result is less than the sample specific MDC or less than the associated TPU

Y1 - Chemical Yield is in control at 100-110%. Quantitative Yield is assumed.

Y2 - Chemical Yield outside default limits.

LT - Result is less than Requested MDC, greater than sample specific MDC.

M3 - The requested MDC was not met, but the reported activity is greater than the reported MDC.

M - The requested MDC was not met.

SQ - Spectral quality prevents accurate quantitation.

SI - Nuclide identification and/or quantitation is tentative.

TI - Nuclide identification is tentative.

R - Nuclide has exceeded 8 halflives.

G - Sample density differs by more than 15% of LCS density.

Abbreviations:

TPU - Total Propagated Uncertainty (see PAI SOP 743)

MDC - Minimum Detectable Concentration (see PAI SOP 709)

BDL - Below Detection Limit

Data Package ID: *GSS0408173-1*

Gamma Spectroscopy Results

PAI 713 Rev 8

Sample Results

Lab Name: Paragon Analytics
Work Order Number: 0408173
Client Name: New World Technologies
ClientProject ID: Ravenna GA00563

Field ID: SU5-B6
Lab ID: 0408173-4

Library: FANP

Sample Matrix: SOIL
Prep SOP: PAI 739 Rev 8
Date Collected: 12-Aug-04
Date Prepared: 09-Sep-04
Date Analyzed: 23-Sep-04

Prep Batch: GS040909-3
QCBatchID: GS040909-3-1
Run ID: GS040909-3A
Count Time: 30 minutes
Report Basis: Dry Weight

Final Aliquot: 276 g
Prep Basis: Dry Weight
Moisture(%): NA
Result Units: pCi/g
File Name: 042282D01A

CASNO	Target Nuclide	Result +/- 2 s TPU	MDC	Lab Qualifier
10045-97-3	Cs-137	0.82 +/- 0.21	0.19	G
14683-23-9	Eu-152	0.31 +/- 0.55	0.96	U,G
15585-10-1	Eu-154	-0.16 +/- 0.50	1.02	U,G
14391-16-3	Eu-155	0.33 +/- 0.35	0.57	U,G
14596-12-4	Fe-59	-0.44 +/- 0.36	0.81	U,G
10043-66-0	I-131	1.6 +/- 3.7	6.2	U,G
13966-00-2	K-40	5.1 +/- 2.0	2.1	G
13966-31-9	Mn-54	0.14 +/- 0.13	0.19	U,G
13966-32-0	Na-22	0.08 +/- 0.11	0.18	U,G
14681-63-1	Nb-94	-0.05 +/- 0.11	0.22	U,G
13967-76-5	Nb-95	0 +/- 0.16	0.29	U,G
15100-28-4	Pa-234m	5 +/- 15	27	U,G
15092-94-1	Pb-212	3.65 +/- 0.57	0.32	G
15067-28-4	Pb-214	1.47 +/- 0.33	0.37	G,J
13967-48-1	Ru-106	0.1 +/- 1.0	1.8	U,G

Comments:

Qualifiers/Flags:

U - Result is less than the sample specific MDC or less than the associated TPU

Y1 - Chemical Yield is in control at 100-110%. Quantitative Yield is assumed.

Y2 - Chemical Yield outside default limits.

LT - Result is less than Requested MDC, greater than sample specific MDC.

M3 - The requested MDC was not met, but the reported activity is greater than the reported MDC.

M - The requested MDC was not met.

SQ - Spectral quality prevents accurate quantitation.

SI - Nuclide identification and/or quantitation is tentative.

TI - Nuclide identification is tentative.

R - Nuclide has exceeded 8 halflives.

G - Sample density differs by more than 15% of LCS density.

Abbreviations:

TPU - Total Propagated Uncertainty (see PAI SOP 743)

MDC - Minimum Detectable Concentration (see PAI SOP 709)

BDL - Below Detection Limit

Data Package ID: *GSS0408173-1*

Gamma Spectroscopy Results

PAI 713 Rev 8

Sample Results

Lab Name: Paragon Analytics
Work Order Number: 0408173
Client Name: New World Technologies
ClientProject ID: Ravenna GA00563

Field ID: SU5-B6
Lab ID: 0408173-4

Library: FANP

Sample Matrix: SOIL
Prep SOP: PAI 739 Rev 8
Date Collected: 12-Aug-04
Date Prepared: 09-Sep-04
Date Analyzed: 23-Sep-04

Prep Batch: GS040909-3
QCBatchID: GS040909-3-1
Run ID: GS040909-3A
Count Time: 30 minutes
Report Basis: Dry Weight

Final Aliquot: 276 g
Prep Basis: Dry Weight
Moisture(%): NA
Result Units: pCi/g
File Name: 042282D01A

CASNO	Target Nuclide	Result +/- 2 s TPU	MDC	Lab Qualifier
14683-10-4	Sb-124	-0.07 +/- 0.17	0.33	U,G
14234-35-6	Sb-125	-0.04 +/- 0.29	0.53	U,G
13967-63-0	Sc-46	-0.01 +/- 0.12	0.23	U,G
15623-47-9	Th-227	-0.76 +/- 0.95	1.74	U,G
15065-10-8	Th-234	3.9 +/- 2.6	4.0	U,G
14913-50-9	Tl-208	1.12 +/- 0.24	0.20	G
15117-96-1	U-235	0.37 +/- 0.60	1.00	U,G
13982-39-3	Zn-65	0.06 +/- 0.48	0.84	U,G

Comments:

Qualifiers/Flags:

U - Result is less than the sample specific MDC or less than the associated TPU

Y1 - Chemical Yield is in control at 100-110%. Quantitative Yield is assumed.

Y2 - Chemical Yield outside default limits.

LT - Result is less than Requested MDC, greater than sample specific MDC.

M3 - The requested MDC was not met, but the reported activity is greater than the reported MDC.

M - The requested MDC was not met.

SQ - Spectral quality prevents accurate quantitation.

SI - Nuclide identification and/or quantitation is tentative.

TI - Nuclide identification is tentative.

R - Nuclide has exceeded 8 halflives.

G - Sample density differs by more than 15% of LCS density.

Abbreviations:

TPU - Total Propagated Uncertainty (see PAI SOP 743)

MDC - Minimum Detectable Concentration (see PAI SOP 709)

BDL - Below Detection Limit

Data Package ID: *GSS0408173-1*

Gamma Spectroscopy Results

PAI 713 Rev 8

Sample Results

Lab Name: Paragon Analytics
Work Order Number: 0408173
Client Name: New World Technologies
ClientProject ID: Ravenna GA00563

Field ID: SU5-D4
Lab ID: 0408173-5

Library: FANP

Sample Matrix: SOIL
Prep SOP: PAI 739 Rev 8
Date Collected: 12-Aug-04
Date Prepared: 09-Sep-04
Date Analyzed: 23-Sep-04

Prep Batch: GS040909-3
QCBatchID: GS040909-3-1
Run ID: GS040909-3A
Count Time: 30 minutes
Report Basis: Dry Weight

Final Aliquot: 324 g
Prep Basis: Dry Weight
Moisture(%): NA
Result Units: pCi/g
File Name: 041581D03A

CASNO	Target Nuclide	Result +/- 2 s TPU	MDC	Lab Qualifier
14331-83-0	Ac-228	0.50 +/- 0.17	0.32	LT,G
14391-76-5	Ag-110m	-0.009 +/- 0.048	0.087	U,G
14682-66-7	Al-26	-0.004 +/- 0.033	0.066	U,G
14596-10-2	Am-241	-0.11 +/- 0.29	0.52	U,G
13966-02-4	Be-7	-0.45 +/- 0.54	1.04	U,G
14913-49-6	Bi-212	0.70 +/- 0.67	1.07	U,G
14733-03-0	Bi-214	0.27 +/- 0.13	0.19	G,J
13982-30-4	Ce-139	-0.022 +/- 0.047	0.084	U,G
14762-78-8	Ce-144	-0.23 +/- 0.28	0.51	U,G
14093-03-9	Co-56	0.03 +/- 0.11	0.19	U,G
13981-50-5	Co-57	0.004 +/- 0.036	0.062	U,G
13981-38-9	Co-58	-0.031 +/- 0.059	0.111	U,G
10198-40-0	Co-60	-0.041 +/- 0.042	0.087	U,G
14392-02-0	Cr-51	-0.10 +/- 0.78	1.41	U,G
13967-70-9	Cs-134	-0.002 +/- 0.079	0.135	U,G

Comments:

Qualifiers/Flags:

U - Result is less than the sample specific MDC or less than the associated TPU

Y1 - Chemical Yield is in control at 100-110%. Quantitative Yield is assumed.

Y2 - Chemical Yield outside default limits.

LT - Result is less than Requested MDC, greater than sample specific MDC.

M3 - The requested MDC was not met, but the reported activity is greater than the reported MDC.

M - The requested MDC was not met.

SQ - Spectral quality prevents accurate quantitation.

SI - Nuclide identification and/or quantitation is tentative.

TI - Nuclide identification is tentative.

R - Nuclide has exceeded 8 halflives.

G - Sample density differs by more than 15% of LCS density.

Abbreviations:

TPU - Total Propagated Uncertainty (see PAI SOP 743)

MDC - Minimum Detectable Concentration (see PAI SOP 709)

BDL - Below Detection Limit

Data Package ID: *GSS0408173-1*

Gamma Spectroscopy Results

PAI 713 Rev 8

Sample Results

Lab Name: Paragon Analytics
Work Order Number: 0408173
Client Name: New World Technologies
ClientProject ID: Ravenna GA00563

Field ID: SU5-D4
Lab ID: 0408173-5

Library: FANP

Sample Matrix: SOIL
Prep SOP: PAI 739 Rev 8
Date Collected: 12-Aug-04
Date Prepared: 09-Sep-04
Date Analyzed: 23-Sep-04

Prep Batch: GS040909-3
QCBatchID: GS040909-3-1
Run ID: GS040909-3A
Count Time: 30 minutes
Report Basis: Dry Weight

Final Aliquot: 324 g
Prep Basis: Dry Weight
Moisture(%): NA
Result Units: pCi/g
File Name: 041581D03A

CASNO	Target Nuclide	Result +/- 2 s TPU	MDC	Lab Qualifier
10045-97-3	Cs-137	0.087 +/- 0.049	0.070	G,TI
14683-23-9	Eu-152	0.01 +/- 0.17	0.32	U,G
15585-10-1	Eu-154	-0.08 +/- 0.23	0.44	U,G
14391-16-3	Eu-155	0.06 +/- 0.16	0.27	U,G
14596-12-4	Fe-59	0.08 +/- 0.13	0.21	U,G
10043-66-0	I-131	0.1 +/- 1.4	2.5	U,G
13966-00-2	K-40	7.2 +/- 1.4	1.0	G
13966-31-9	Mn-54	0.025 +/- 0.046	0.078	U,G
13966-32-0	Na-22	-0.034 +/- 0.052	0.100	U,G
14681-63-1	Nb-94	0.008 +/- 0.041	0.072	U,G
13967-76-5	Nb-95	0.003 +/- 0.060	0.107	U,G
15100-28-4	Pa-234m	2.6 +/- 7.2	12.5	U,G
15092-94-1	Pb-212	0.65 +/- 0.14	0.15	G
15067-28-4	Pb-214	0.39 +/- 0.11	0.16	G,J
13967-48-1	Ru-106	-0.01 +/- 0.46	0.82	U,G

Comments:

Qualifiers/Flags:

U - Result is less than the sample specific MDC or less than the associated TPU

Y1 - Chemical Yield is in control at 100-110%. Quantitative Yield is assumed.

Y2 - Chemical Yield outside default limits.

LT - Result is less than Requested MDC, greater than sample specific MDC.

M3 - The requested MDC was not met, but the reported activity is greater than the reported MDC.

M - The requested MDC was not met.

SQ - Spectral quality prevents accurate quantitation.

SI - Nuclide identification and/or quantitation is tentative.

TI - Nuclide identification is tentative.

R - Nuclide has exceeded 8 halflives.

G - Sample density differs by more than 15% of LCS density.

Abbreviations:

TPU - Total Propagated Uncertainty (see PAI SOP 743)

MDC - Minimum Detectable Concentration (see PAI SOP 709)

BDL - Below Detection Limit

Data Package ID: *GSS0408173-1*

Gamma Spectroscopy Results

PAI 713 Rev 8

Sample Results

Lab Name: Paragon Analytics
Work Order Number: 0408173
Client Name: New World Technologies
ClientProject ID: Ravenna GA00563

Field ID: SU5-D4
Lab ID: 0408173-5

Library: FANP

Sample Matrix: SOIL
Prep SOP: PAI 739 Rev 8
Date Collected: 12-Aug-04
Date Prepared: 09-Sep-04
Date Analyzed: 23-Sep-04

Prep Batch: GS040909-3
QCBatchID: GS040909-3-1
Run ID: GS040909-3A
Count Time: 30 minutes
Report Basis: Dry Weight

Final Aliquot: 324 g
Prep Basis: Dry Weight
Moisture(%): NA
Result Units: pCi/g
File Name: 041581D03A

CASNO	Target Nuclide	Result +/- 2 s TPU	MDC	Lab Qualifier
14683-10-4	Sb-124	0.031 +/- 0.075	0.127	U,G
14234-35-6	Sb-125	-0.09 +/- 0.11	0.21	U,G
13967-63-0	Sc-46	-0.031 +/- 0.060	0.114	U,G
15623-47-9	Th-227	-2.3 +/- 5.9	9.7	U,G
15065-10-8	Th-234	-0.26 +/- 0.77	1.36	U,G
14913-50-9	Tl-208	0.194 +/- 0.064	0.078	G
15117-96-1	U-235	-0.02 +/- 0.27	0.46	U,G
13982-39-3	Zn-65	-0.10 +/- 0.12	0.23	U,G

Comments:

Qualifiers/Flags:

U - Result is less than the sample specific MDC or less than the associated TPU

Y1 - Chemical Yield is in control at 100-110%. Quantitative Yield is assumed.

Y2 - Chemical Yield outside default limits.

LT - Result is less than Requested MDC, greater than sample specific MDC.

M3 - The requested MDC was not met, but the reported activity is greater than the reported MDC.

M - The requested MDC was not met.

SQ - Spectral quality prevents accurate quantitation.

SI - Nuclide identification and/or quantitation is tentative.

TI - Nuclide identification is tentative.

R - Nuclide has exceeded 8 halflives.

G - Sample density differs by more than 15% of LCS density.

Abbreviations:

TPU - Total Propagated Uncertainty (see PAI SOP 743)

MDC - Minimum Detectable Concentration (see PAI SOP 709)

BDL - Below Detection Limit

Data Package ID: *GSS0408173-1*

Gamma Spectroscopy Results

PAI 713 Rev 8

Sample Results

Lab Name: Paragon Analytics
Work Order Number: 0408173
Client Name: New World Technologies
ClientProject ID: Ravenna GA00563

Field ID: SU5-E1
Lab ID: 0408173-6

Library: FANP

Sample Matrix: SOIL
Prep SOP: PAI 739 Rev 8
Date Collected: 12-Aug-04
Date Prepared: 09-Sep-04
Date Analyzed: 23-Sep-04

Prep Batch: GS040909-3
QCBatchID: GS040909-3-1
Run ID: GS040909-3A
Count Time: 30 minutes
Report Basis: Dry Weight

Final Aliquot: 246 g
Prep Basis: Dry Weight
Moisture(%): NA
Result Units: pCi/g
File Name: 040461D05A

CASNO	Target Nuclide	Result +/- 2 s TPU	MDC	Lab Qualifier
14331-83-0	Ac-228	1.56 +/- 0.44	0.61	G
14391-76-5	Ag-110m	-0.02 +/- 0.12	0.23	U,G
14682-66-7	Al-26	-0.007 +/- 0.089	0.187	U,G
14596-10-2	Am-241	-0.16 +/- 0.83	1.52	U,G
13966-02-4	Be-7	1.0 +/- 1.3	2.2	U,G
14913-49-6	Bi-212	2.0 +/- 1.6	2.4	U,G
14733-03-0	Bi-214	0.89 +/- 0.29	0.31	G,J
13982-30-4	Ce-139	-0.055 +/- 0.077	0.146	U,G
14762-78-8	Ce-144	0 +/- 0.56	0.99	U,G
14093-03-9	Co-56	0.05 +/- 0.24	0.45	U,G
13981-50-5	Co-57	-0.024 +/- 0.064	0.119	U,G
13981-38-9	Co-58	-0.11 +/- 0.15	0.31	U,G
10198-40-0	Co-60	-0.011 +/- 0.071	0.152	U,G
14392-02-0	Cr-51	-0.7 +/- 1.9	3.5	U,G
13967-70-9	Cs-134	-0.05 +/- 0.10	0.19	U,G

Comments:

Qualifiers/Flags:

U - Result is less than the sample specific MDC or less than the associated TPU

Y1 - Chemical Yield is in control at 100-110%. Quantitative Yield is assumed.

Y2 - Chemical Yield outside default limits.

LT - Result is less than Requested MDC, greater than sample specific MDC.

M3 - The requested MDC was not met, but the reported activity is greater than the reported MDC.

M - The requested MDC was not met.

SQ - Spectral quality prevents accurate quantitation.

SI - Nuclide identification and/or quantitation is tentative.

TI - Nuclide identification is tentative.

R - Nuclide has exceeded 8 halflives.

G - Sample density differs by more than 15% of LCS density.

Abbreviations:

TPU - Total Propagated Uncertainty (see PAI SOP 743)

MDC - Minimum Detectable Concentration (see PAI SOP 709)

BDL - Below Detection Limit

Data Package ID: *GSS0408173-1*

Gamma Spectroscopy Results

PAI 713 Rev 8

Sample Results

Lab Name: Paragon Analytics
Work Order Number: 0408173
Client Name: New World Technologies
ClientProject ID: Ravenna GA00563

Field ID: SU5-E1
Lab ID: 0408173-6

Library: FANP

Sample Matrix: SOIL
Prep SOP: PAI 739 Rev 8
Date Collected: 12-Aug-04
Date Prepared: 09-Sep-04
Date Analyzed: 23-Sep-04

Prep Batch: GS040909-3
QCBatchID: GS040909-3-1
Run ID: GS040909-3A
Count Time: 30 minutes
Report Basis: Dry Weight

Final Aliquot: 246 g
Prep Basis: Dry Weight
Moisture(%): NA
Result Units: pCi/g
File Name: 040461D05A

CASNO	Target Nuclide	Result +/- 2 s TPU	MDC	Lab Qualifier
10045-97-3	Cs-137	0.50 +/- 0.17	0.19	G
14683-23-9	Eu-152	0.37 +/- 0.50	0.82	U,G
15585-10-1	Eu-154	-0.25 +/- 0.50	1.03	U,G
14391-16-3	Eu-155	0.40 +/- 0.33	0.51	U,G
14596-12-4	Fe-59	-0.40 +/- 0.33	0.74	U,G
10043-66-0	I-131	1.6 +/- 3.2	5.5	U,G
13966-00-2	K-40	5.8 +/- 1.9	1.8	G
13966-31-9	Mn-54	0.06 +/- 0.12	0.20	U,G
13966-32-0	Na-22	-0.034 +/- 0.083	0.180	U,G
14681-63-1	Nb-94	-0.06 +/- 0.10	0.20	U,G
13967-76-5	Nb-95	0.07 +/- 0.12	0.21	U,G
15100-28-4	Pa-234m	3 +/- 16	29	U,G
15092-94-1	Pb-212	1.92 +/- 0.38	0.34	G
15067-28-4	Pb-214	0.76 +/- 0.22	0.27	G,J
13967-48-1	Ru-106	0.48 +/- 0.93	1.58	U,G

Comments:

Qualifiers/Flags:

U - Result is less than the sample specific MDC or less than the associated TPU

Y1 - Chemical Yield is in control at 100-110%. Quantitative Yield is assumed.

Y2 - Chemical Yield outside default limits.

LT - Result is less than Requested MDC, greater than sample specific MDC.

M3 - The requested MDC was not met, but the reported activity is greater than the reported MDC.

M - The requested MDC was not met.

SQ - Spectral quality prevents accurate quantitation.

SI - Nuclide identification and/or quantitation is tentative.

TI - Nuclide identification is tentative.

R - Nuclide has exceeded 8 halflives.

G - Sample density differs by more than 15% of LCS density.

Abbreviations:

TPU - Total Propagated Uncertainty (see PAI SOP 743)

MDC - Minimum Detectable Concentration (see PAI SOP 709)

BDL - Below Detection Limit

Data Package ID: *GSS0408173-1*

Gamma Spectroscopy Results

PAI 713 Rev 8

Sample Results

Lab Name: Paragon Analytics
Work Order Number: 0408173
Client Name: New World Technologies
ClientProject ID: Ravenna GA00563

Field ID: SU5-E1
Lab ID: 0408173-6

Library: FANP

Sample Matrix: SOIL
Prep SOP: PAI 739 Rev 8
Date Collected: 12-Aug-04
Date Prepared: 09-Sep-04
Date Analyzed: 23-Sep-04

Prep Batch: GS040909-3
QCBatchID: GS040909-3-1
Run ID: GS040909-3A
Count Time: 30 minutes
Report Basis: Dry Weight

Final Aliquot: 246 g
Prep Basis: Dry Weight
Moisture(%): NA
Result Units: pCi/g
File Name: 040461D05A

CASNO	Target Nuclide	Result +/- 2 s TPU	MDC	Lab Qualifier
14683-10-4	Sb-124	0.03 +/- 0.16	0.28	U,G
14234-35-6	Sb-125	0 +/- 0.23	0.45	U,G
13967-63-0	Sc-46	0.05 +/- 0.13	0.22	U,G
15623-47-9	Th-227	0 +/- 0.80	1.38	U,G
15065-10-8	Th-234	0 +/- 1.9	3.3	U,G
14913-50-9	Tl-208	0.69 +/- 0.18	0.16	G
15117-96-1	U-235	0.26 +/- 0.52	0.87	U,G
13982-39-3	Zn-65	-0.32 +/- 0.26	0.56	U,G

Comments:

Qualifiers/Flags:

U - Result is less than the sample specific MDC or less than the associated TPU

Y1 - Chemical Yield is in control at 100-110%. Quantitative Yield is assumed.

Y2 - Chemical Yield outside default limits.

LT - Result is less than Requested MDC, greater than sample specific MDC.

M3 - The requested MDC was not met, but the reported activity is greater than the reported MDC.

M - The requested MDC was not met.

SQ - Spectral quality prevents accurate quantitation.

SI - Nuclide identification and/or quantitation is tentative.

TI - Nuclide identification is tentative.

R - Nuclide has exceeded 8 halflives.

G - Sample density differs by more than 15% of LCS density.

Abbreviations:

TPU - Total Propagated Uncertainty (see PAI SOP 743)

MDC - Minimum Detectable Concentration (see PAI SOP 709)

BDL - Below Detection Limit

Data Package ID: *GSS0408173-1*

Gamma Spectroscopy Results

PAI 713 Rev 8

Sample Results

Lab Name: Paragon Analytics
Work Order Number: 0408173
Client Name: New World Technologies
ClientProject ID: Ravenna GA00563

Field ID: SU5-B1
Lab ID: 0408173-7

Library: FANP

Sample Matrix: SOIL
Prep SOP: PAI 739 Rev 8
Date Collected: 12-Aug-04
Date Prepared: 09-Sep-04
Date Analyzed: 23-Sep-04

Prep Batch: GS040909-3
QCBatchID: GS040909-3-1
Run ID: GS040909-3A
Count Time: 30 minutes
Report Basis: Dry Weight

Final Aliquot: 272 g
Prep Basis: Dry Weight
Moisture(%): NA
Result Units: pCi/g
File Name: 041633D08A

CASNO	Target Nuclide	Result +/- 2 s TPU	MDC	Lab Qualifier
14331-83-0	Ac-228	2.16 +/- 0.50	0.63	G
14391-76-5	Ag-110m	0.09 +/- 0.15	0.23	U,G
14682-66-7	Al-26	0.009 +/- 0.099	0.195	U,G
14596-10-2	Am-241	0.04 +/- 0.17	0.29	U,G
13966-02-4	Be-7	0 +/- 1.1	2.1	U,G
14913-49-6	Bi-212	2.3 +/- 1.6	2.3	U,G
14733-03-0	Bi-214	1.08 +/- 0.30	0.33	G,J
13982-30-4	Ce-139	-0.024 +/- 0.075	0.136	U,G
14762-78-8	Ce-144	-0.06 +/- 0.41	0.74	U,G
14093-03-9	Co-56	0.29 +/- 0.24	0.36	U,G
13981-50-5	Co-57	-0.043 +/- 0.052	0.099	U,G
13981-38-9	Co-58	-0.02 +/- 0.11	0.22	U,G
10198-40-0	Co-60	-0.085 +/- 0.089	0.206	U,G
14392-02-0	Cr-51	-0.6 +/- 1.7	3.2	U,G
13967-70-9	Cs-134	0.002 +/- 0.086	0.156	U,G

Comments:

Qualifiers/Flags:

U - Result is less than the sample specific MDC or less than the associated TPU

Y1 - Chemical Yield is in control at 100-110%. Quantitative Yield is assumed.

Y2 - Chemical Yield outside default limits.

LT - Result is less than Requested MDC, greater than sample specific MDC.

M3 - The requested MDC was not met, but the reported activity is greater than the reported MDC.

M - The requested MDC was not met.

SQ - Spectral quality prevents accurate quantitation.

SI - Nuclide identification and/or quantitation is tentative.

TI - Nuclide identification is tentative.

R - Nuclide has exceeded 8 halflives.

G - Sample density differs by more than 15% of LCS density.

Abbreviations:

TPU - Total Propagated Uncertainty (see PAI SOP 743)

MDC - Minimum Detectable Concentration (see PAI SOP 709)

BDL - Below Detection Limit

Data Package ID: *GSS0408173-1*

Gamma Spectroscopy Results

PAI 713 Rev 8

Sample Results

Lab Name: Paragon Analytics
Work Order Number: 0408173
Client Name: New World Technologies
ClientProject ID: Ravenna GA00563

Field ID: SU5-B1
Lab ID: 0408173-7

Library: FANP

Sample Matrix: SOIL
Prep SOP: PAI 739 Rev 8
Date Collected: 12-Aug-04
Date Prepared: 09-Sep-04
Date Analyzed: 23-Sep-04

Prep Batch: GS040909-3
QCBatchID: GS040909-3-1
Run ID: GS040909-3A
Count Time: 30 minutes
Report Basis: Dry Weight

Final Aliquot: 272 g
Prep Basis: Dry Weight
Moisture(%): NA
Result Units: pCi/g
File Name: 041633D08A

CASNO	Target Nuclide	Result +/- 2 s TPU	MDC	Lab Qualifier
10045-97-3	Cs-137	1.24 +/- 0.25	0.15	G
14683-23-9	Eu-152	0.10 +/- 0.47	0.88	U,G
15585-10-1	Eu-154	0 +/- 0.44	0.85	U,G
14391-16-3	Eu-155	0.08 +/- 0.19	0.32	U,G
14596-12-4	Fe-59	-0.03 +/- 0.31	0.60	U,G
10043-66-0	I-131	1.8 +/- 2.9	4.8	U,G
13966-00-2	K-40	8.0 +/- 2.2	1.7	G
13966-31-9	Mn-54	-0.048 +/- 0.096	0.193	U,G
13966-32-0	Na-22	-0.04 +/- 0.12	0.23	U,G
14681-63-1	Nb-94	-0.130 +/- 0.095	0.199	U,G
13967-76-5	Nb-95	-0.01 +/- 0.13	0.25	U,G
15100-28-4	Pa-234m	-9 +/- 14	30	U,G
15092-94-1	Pb-212	2.30 +/- 0.39	0.25	G
15067-28-4	Pb-214	1.14 +/- 0.27	0.31	G,J
13967-48-1	Ru-106	0.18 +/- 0.86	1.55	U,G

Comments:

Qualifiers/Flags:

U - Result is less than the sample specific MDC or less than the associated TPU

Y1 - Chemical Yield is in control at 100-110%. Quantitative Yield is assumed.

Y2 - Chemical Yield outside default limits.

LT - Result is less than Requested MDC, greater than sample specific MDC.

M3 - The requested MDC was not met, but the reported activity is greater than the reported MDC.

M - The requested MDC was not met.

SQ - Spectral quality prevents accurate quantitation.

SI - Nuclide identification and/or quantitation is tentative.

TI - Nuclide identification is tentative.

R - Nuclide has exceeded 8 halflives.

G - Sample density differs by more than 15% of LCS density.

Abbreviations:

TPU - Total Propagated Uncertainty (see PAI SOP 743)

MDC - Minimum Detectable Concentration (see PAI SOP 709)

BDL - Below Detection Limit

Data Package ID: *GSS0408173-1*

Gamma Spectroscopy Results

PAI 713 Rev 8

Sample Results

Lab Name: Paragon Analytics
Work Order Number: 0408173
Client Name: New World Technologies
ClientProject ID: Ravenna GA00563

Field ID: SU5-B1
Lab ID: 0408173-7

Library: FANP

Sample Matrix: SOIL
Prep SOP: PAI 739 Rev 8
Date Collected: 12-Aug-04
Date Prepared: 09-Sep-04
Date Analyzed: 23-Sep-04

Prep Batch: GS040909-3
QCBatchID: GS040909-3-1
Run ID: GS040909-3A
Count Time: 30 minutes
Report Basis: Dry Weight

Final Aliquot: 272 g
Prep Basis: Dry Weight
Moisture(%): NA
Result Units: pCi/g
File Name: 041633D08A

CASNO	Target Nuclide	Result +/- 2 s TPU	MDC	Lab Qualifier
14683-10-4	Sb-124	0.04 +/- 0.13	0.23	U,G
14234-35-6	Sb-125	0.21 +/- 0.21	0.37	U,G
13967-63-0	Sc-46	-0.04 +/- 0.10	0.21	U,G
15623-47-9	Th-227	0.56 +/- 0.46	0.71	U,G
15065-10-8	Th-234	2.0 +/- 1.2	2.3	U,G
14913-50-9	Tl-208	0.74 +/- 0.19	0.17	G
15117-96-1	U-235	0.24 +/- 0.42	0.70	U,G
13982-39-3	Zn-65	0.15 +/- 0.43	0.73	U,G

Comments:

Qualifiers/Flags:

U - Result is less than the sample specific MDC or less than the associated TPU

Y1 - Chemical Yield is in control at 100-110%. Quantitative Yield is assumed.

Y2 - Chemical Yield outside default limits.

LT - Result is less than Requested MDC, greater than sample specific MDC.

M3 - The requested MDC was not met, but the reported activity is greater than the reported MDC.

M - The requested MDC was not met.

SQ - Spectral quality prevents accurate quantitation.

SI - Nuclide identification and/or quantitation is tentative.

TI - Nuclide identification is tentative.

R - Nuclide has exceeded 8 halflives.

G - Sample density differs by more than 15% of LCS density.

Abbreviations:

TPU - Total Propagated Uncertainty (see PAI SOP 743)

MDC - Minimum Detectable Concentration (see PAI SOP 709)

BDL - Below Detection Limit

Data Package ID: *GSS0408173-1*

Gamma Spectroscopy Results

PAI 713 Rev 8

Sample Results

Lab Name: Paragon Analytics
Work Order Number: 0408173
Client Name: New World Technologies
ClientProject ID: Ravenna GA00563

Field ID: SU5-A5
Lab ID: 0408173-8

Library: FANP

Sample Matrix: SOIL
Prep SOP: PAI 739 Rev 8
Date Collected: 12-Aug-04
Date Prepared: 09-Sep-04
Date Analyzed: 23-Sep-04

Prep Batch: GS040909-3
QCBatchID: GS040909-3-1
Run ID: GS040909-3A
Count Time: 30 minutes
Report Basis: Dry Weight

Final Aliquot: 248 g
Prep Basis: Dry Weight
Moisture(%): NA
Result Units: pCi/g
File Name: 040413D09A

CASNO	Target Nuclide	Result +/- 2 s TPU	MDC	Lab Qualifier
14331-83-0	Ac-228	2.33 +/- 0.53	0.71	G
14391-76-5	Ag-110m	-0.04 +/- 0.13	0.25	U,G
14682-66-7	Al-26	0.02 +/- 0.14	0.25	U,G
14596-10-2	Am-241	-0.9 +/- 2.4	4.4	U,G
13966-02-4	Be-7	0.7 +/- 1.3	2.2	U,G
14913-49-6	Bi-212	2.3 +/- 1.8	2.7	U,G
14733-03-0	Bi-214	2.03 +/- 0.43	0.36	G,J
13982-30-4	Ce-139	-0.04 +/- 0.11	0.20	U,G
14762-78-8	Ce-144	0.36 +/- 0.68	1.14	U,G
14093-03-9	Co-56	0.28 +/- 0.33	0.53	U,G
13981-50-5	Co-57	0.017 +/- 0.088	0.151	U,G
13981-38-9	Co-58	-0.09 +/- 0.13	0.27	U,G
10198-40-0	Co-60	0.07 +/- 0.10	0.17	U,G
14392-02-0	Cr-51	0.8 +/- 2.1	3.6	U,G
13967-70-9	Cs-134	0.15 +/- 0.10	0.15	G,TI

Comments:

Qualifiers/Flags:

U - Result is less than the sample specific MDC or less than the associated TPU

Y1 - Chemical Yield is in control at 100-110%. Quantitative Yield is assumed.

Y2 - Chemical Yield outside default limits.

LT - Result is less than Requested MDC, greater than sample specific MDC.

M3 - The requested MDC was not met, but the reported activity is greater than the reported MDC.

M - The requested MDC was not met.

SQ - Spectral quality prevents accurate quantitation.

SI - Nuclide identification and/or quantitation is tentative.

TI - Nuclide identification is tentative.

R - Nuclide has exceeded 8 halflives.

G - Sample density differs by more than 15% of LCS density.

Abbreviations:

TPU - Total Propagated Uncertainty (see PAI SOP 743)

MDC - Minimum Detectable Concentration (see PAI SOP 709)

BDL - Below Detection Limit

Data Package ID: *GSS0408173-1*

Gamma Spectroscopy Results

PAI 713 Rev 8

Sample Results

Lab Name: Paragon Analytics
Work Order Number: 0408173
Client Name: New World Technologies
ClientProject ID: Ravenna GA00563

Field ID: SU5-A5
Lab ID: 0408173-8

Library: FANP

Sample Matrix: SOIL
Prep SOP: PAI 739 Rev 8
Date Collected: 12-Aug-04
Date Prepared: 09-Sep-04
Date Analyzed: 23-Sep-04

Prep Batch: GS040909-3
QCBatchID: GS040909-3-1
Run ID: GS040909-3A
Count Time: 30 minutes
Report Basis: Dry Weight

Final Aliquot: 248 g
Prep Basis: Dry Weight
Moisture(%): NA
Result Units: pCi/g
File Name: 040413D09A

CASNO	Target Nuclide	Result +/- 2 s TPU	MDC	Lab Qualifier
10045-97-3	Cs-137	0.59 +/- 0.18	0.20	G
14683-23-9	Eu-152	0.14 +/- 0.53	0.96	U,G
15585-10-1	Eu-154	-0.13 +/- 0.55	1.05	U,G
14391-16-3	Eu-155	0.09 +/- 0.45	0.78	U,G
14596-12-4	Fe-59	0.11 +/- 0.35	0.62	U,G
10043-66-0	I-131	-1.4 +/- 3.0	5.7	U,G
13966-00-2	K-40	5.0 +/- 2.1	2.6	G
13966-31-9	Mn-54	0.03 +/- 0.11	0.20	U,G
13966-32-0	Na-22	0.03 +/- 0.10	0.18	U,G
14681-63-1	Nb-94	0.02 +/- 0.10	0.17	U,G
13967-76-5	Nb-95	0.01 +/- 0.17	0.31	U,G
15100-28-4	Pa-234m	-5 +/- 16	32	U,G
15092-94-1	Pb-212	3.15 +/- 0.51	0.34	G
15067-28-4	Pb-214	2.57 +/- 0.42	0.32	G,J
13967-48-1	Ru-106	0 +/- 0.93	1.68	U,G

Comments:

Qualifiers/Flags:

U - Result is less than the sample specific MDC or less than the associated TPU

Y1 - Chemical Yield is in control at 100-110%. Quantitative Yield is assumed.

Y2 - Chemical Yield outside default limits.

LT - Result is less than Requested MDC, greater than sample specific MDC.

M3 - The requested MDC was not met, but the reported activity is greater than the reported MDC.

M - The requested MDC was not met.

SQ - Spectral quality prevents accurate quantitation.

SI - Nuclide identification and/or quantitation is tentative.

TI - Nuclide identification is tentative.

R - Nuclide has exceeded 8 halflives.

G - Sample density differs by more than 15% of LCS density.

Abbreviations:

TPU - Total Propagated Uncertainty (see PAI SOP 743)

MDC - Minimum Detectable Concentration (see PAI SOP 709)

BDL - Below Detection Limit

Data Package ID: *GSS0408173-1*

Gamma Spectroscopy Results

PAI 713 Rev 8

Sample Results

Lab Name: Paragon Analytics
Work Order Number: 0408173
Client Name: New World Technologies
ClientProject ID: Ravenna GA00563

Field ID: SU5-A5
Lab ID: 0408173-8

Library: FANP

Sample Matrix: SOIL
Prep SOP: PAI 739 Rev 8
Date Collected: 12-Aug-04
Date Prepared: 09-Sep-04
Date Analyzed: 23-Sep-04

Prep Batch: GS040909-3
QCBatchID: GS040909-3-1
Run ID: GS040909-3A
Count Time: 30 minutes
Report Basis: Dry Weight

Final Aliquot: 248 g
Prep Basis: Dry Weight
Moisture(%): NA
Result Units: pCi/g
File Name: 040413D09A

CASNO	Target Nuclide	Result +/- 2 s TPU	MDC	Lab Qualifier
14683-10-4	Sb-124	0.11 +/- 0.16	0.26	U,G
14234-35-6	Sb-125	0.03 +/- 0.25	0.47	U,G
13967-63-0	Sc-46	0.01 +/- 0.14	0.26	U,G
15623-47-9	Th-227	-4 +/- 17	27	U,G
15065-10-8	Th-234	3.8 +/- 4.0	6.5	U,G
14913-50-9	Tl-208	0.73 +/- 0.18	0.17	G
15117-96-1	U-235	0.15 +/- 0.62	1.06	U,G
13982-39-3	Zn-65	-0.51 +/- 0.33	0.68	U,G

Comments:

Qualifiers/Flags:

U - Result is less than the sample specific MDC or less than the associated TPU

Y1 - Chemical Yield is in control at 100-110%. Quantitative Yield is assumed.

Y2 - Chemical Yield outside default limits.

LT - Result is less than Requested MDC, greater than sample specific MDC.

M3 - The requested MDC was not met, but the reported activity is greater than the reported MDC.

M - The requested MDC was not met.

SQ - Spectral quality prevents accurate quantitation.

SI - Nuclide identification and/or quantitation is tentative.

TI - Nuclide identification is tentative.

R - Nuclide has exceeded 8 halflives.

G - Sample density differs by more than 15% of LCS density.

Abbreviations:

TPU - Total Propagated Uncertainty (see PAI SOP 743)

MDC - Minimum Detectable Concentration (see PAI SOP 709)

BDL - Below Detection Limit

Data Package ID: *GSS0408173-1*

Gamma Spectroscopy Results

PAI 713 Rev 8

Sample Results

Lab Name: Paragon Analytics
Work Order Number: 0408173
Client Name: New World Technologies
ClientProject ID: Ravenna GA00563

Field ID: SU5-C2
Lab ID: 0408173-9

Library: FANP

Sample Matrix: SOIL
Prep SOP: PAI 739 Rev 8
Date Collected: 12-Aug-04
Date Prepared: 09-Sep-04
Date Analyzed: 23-Sep-04

Prep Batch: GS040909-3
QCBatchID: GS040909-3-1
Run ID: GS040909-3A
Count Time: 30 minutes
Report Basis: Dry Weight

Final Aliquot: 339 g
Prep Basis: Dry Weight
Moisture(%): NA
Result Units: pCi/g
File Name: 042283D01A

CASNO	Target Nuclide	Result +/- 2 s TPU	MDC	Lab Qualifier
14331-83-0	Ac-228	0.62 +/- 0.25	0.37	LT,G,TI
14391-76-5	Ag-110m	-0.019 +/- 0.085	0.162	U,G
14682-66-7	Al-26	-0.034 +/- 0.049	0.141	U,G
14596-10-2	Am-241	-0.07 +/- 0.50	0.92	U,G
13966-02-4	Be-7	-0.02 +/- 0.74	1.42	U,G
14913-49-6	Bi-212	0.7 +/- 1.1	1.9	U,G
14733-03-0	Bi-214	0.34 +/- 0.19	0.27	G,J
13982-30-4	Ce-139	-0.060 +/- 0.051	0.102	U,G
14762-78-8	Ce-144	0 +/- 0.31	0.56	U,G
14093-03-9	Co-56	0.11 +/- 0.17	0.28	U,G
13981-50-5	Co-57	0.025 +/- 0.041	0.069	U,G
13981-38-9	Co-58	-0.058 +/- 0.087	0.190	U,G
10198-40-0	Co-60	0.046 +/- 0.071	0.119	U,G
14392-02-0	Cr-51	-0.4 +/- 1.1	2.2	U,G
13967-70-9	Cs-134	-0.033 +/- 0.076	0.147	U,G

Comments:

Qualifiers/Flags:

U - Result is less than the sample specific MDC or less than the associated TPU

Y1 - Chemical Yield is in control at 100-110%. Quantitative Yield is assumed.

Y2 - Chemical Yield outside default limits.

LT - Result is less than Requested MDC, greater than sample specific MDC.

M3 - The requested MDC was not met, but the reported activity is greater than the reported MDC.

M - The requested MDC was not met.

SQ - Spectral quality prevents accurate quantitation.

SI - Nuclide identification and/or quantitation is tentative.

TI - Nuclide identification is tentative.

R - Nuclide has exceeded 6 halflives.

G - Sample density differs by more than 15% of LCS density.

Abbreviations:

TPU - Total Propagated Uncertainty (see PAI SOP 743)

MDC - Minimum Detectable Concentration (see PAI SOP 709)

BDL - Below Detection Limit

Data Package ID: *GSS0408173-1*

Gamma Spectroscopy Results

PAI 713 Rev 8

Sample Results

Lab Name: Paragon Analytics
Work Order Number: 0408173
Client Name: New World Technologies
ClientProject ID: Ravenna GA00563

Field ID: SU5-C2
Lab ID: 0408173-9

Library: FANP

Sample Matrix: SOIL
Prep SOP: PAI 739 Rev 8
Date Collected: 12-Aug-04
Date Prepared: 09-Sep-04
Date Analyzed: 23-Sep-04

Prep Batch: GS040909-3
QCBatchID: GS040909-3-1
Run ID: GS040909-3A
Count Time: 30 minutes
Report Basis: Dry Weight

Final Aliquot: 339 g
Prep Basis: Dry Weight
Moisture(%): NA
Result Units: pCi/g
File Name: 042283D01A

CASNO	Target Nuclide	Result +/- 2 s TPU	MDC	Lab Qualifier
10045-97-3	Cs-137	0.021 +/- 0.087	0.156	U,G
14683-23-9	Eu-152	-0.02 +/- 0.27	0.59	U,G
15585-10-1	Eu-154	0.09 +/- 0.35	0.66	U,G
14391-16-3	Eu-155	0.07 +/- 0.18	0.31	U,G
14596-12-4	Fe-59	0.05 +/- 0.19	0.36	U,G
10043-66-0	I-131	0 +/- 2.0	3.7	U,G
13966-00-2	K-40	6.0 +/- 1.8	1.3	G
13966-31-9	Mn-54	0.022 +/- 0.061	0.111	U,G
13966-32-0	Na-22	0.008 +/- 0.085	0.164	U,G
14681-63-1	Nb-94	-0.034 +/- 0.069	0.139	U,G
13967-76-5	Nb-95	-0.042 +/- 0.096	0.198	U,G
15100-28-4	Pa-234m	-9 +/- 12	27	U,G
15092-94-1	Pb-212	0.42 +/- 0.14	0.16	G
15067-28-4	Pb-214	0.41 +/- 0.18	0.24	G,J
13967-48-1	Ru-106	-0.17 +/- 0.58	1.17	U,G

Comments:

Qualifiers/Flags:

U - Result is less than the sample specific MDC or less than the associated TPU

Y1 - Chemical Yield is in control at 100-110%. Quantitative Yield is assumed.

Y2 - Chemical Yield outside default limits.

LT - Result is less than Requested MDC, greater than sample specific MDC.

M3 - The requested MDC was not met, but the reported activity is greater than the reported MDC.

M - The requested MDC was not met.

SQ - Spectral quality prevents accurate quantitation.

SI - Nuclide identification and/or quantitation is tentative.

TI - Nuclide identification is tentative.

R - Nuclide has exceeded 8 halflives.

G - Sample density differs by more than 15% of LCS density.

Abbreviations:

TPU - Total Propagated Uncertainty (see PAI SOP 743)

MDC - Minimum Detectable Concentration (see PAI SOP 709)

BDL - Below Detection Limit

Data Package ID: *GSS0408173-1*

Gamma Spectroscopy Results

PAI 713 Rev 8

Sample Results

Lab Name: Paragon Analytics
Work Order Number: 0408173
Client Name: New World Technologies
ClientProject ID: Ravenna GA00563

Field ID: SU5-C2
Lab ID: 0408173-9

Library: FANP

Sample Matrix: SOIL
Prep SOP: PAI 739 Rev 8
Date Collected: 12-Aug-04
Date Prepared: 09-Sep-04
Date Analyzed: 23-Sep-04

Prep Batch: GS040909-3
QCBatchID: GS040909-3-1
Run ID: GS040909-3A
Count Time: 30 minutes
Report Basis: Dry Weight

Final Aliquot: 339 g
Prep Basis: Dry Weight
Moisture(%): NA
Result Units: pCi/g
File Name: 042283D01A

CASNO	Target Nuclide	Result +/- 2 s TPU	MDC	Lab Qualifier
14683-10-4	Sb-124	-0.04 +/- 0.11	0.21	U,G
14234-35-6	Sb-125	-0.06 +/- 0.14	0.29	U,G
13967-63-0	Sc-46	0.010 +/- 0.073	0.142	U,G
15623-47-9	Th-227	-0.04 +/- 0.45	0.80	U,G
15065-10-8	Th-234	-0.6 +/- 1.1	2.0	U,G
14913-50-9	Tl-208	0.136 +/- 0.095	0.140	U,G
15117-96-1	U-235	-0.04 +/- 0.33	0.60	U,G
13982-39-3	Zn-65	-0.22 +/- 0.19	0.43	U,G

Comments:

Qualifiers/Flags:

U - Result is less than the sample specific MDC or less than the associated TPU

Y1 - Chemical Yield is in control at 100-110%. Quantitative Yield is assumed.

Y2 - Chemical Yield outside default limits.

LT - Result is less than Requested MDC, greater than sample specific MDC.

M3 - The requested MDC was not met, but the reported activity is greater than the reported MDC.

M - The requested MDC was not met.

SQ - Spectral quality prevents accurate quantitation.

SI - Nuclide identification and/or quantitation is tentative.

TI - Nuclide identification is tentative.

R - Nuclide has exceeded 8 halflives.

G - Sample density differs by more than 15% of LCS density.

Abbreviations:

TPU - Total Propagated Uncertainty (see PAI SOP 743)

MDC - Minimum Detectable Concentration (see PAI SOP 709)

BDL - Below Detection Limit

Data Package ID: *GSS0408173-1*

Gamma Spectroscopy Results

PAI 713 Rev 8

Sample Results

Lab Name: Paragon Analytics
Work Order Number: 0408173
Client Name: New World Technologies
ClientProject ID: Ravenna GA00563

Field ID: SU5-E5
Lab ID: 0408173-10

Library: FANP

Sample Matrix: SOIL
Prep SOP: PAI 739 Rev 8
Date Collected: 12-Aug-04
Date Prepared: 09-Sep-04
Date Analyzed: 23-Sep-04

Prep Batch: GS040909-3
QCBatchID: GS040909-3-1
Run ID: GS040909-3A
Count Time: 30 minutes
Report Basis: Dry Weight

Final Aliquot: 323 g
Prep Basis: Dry Weight
Moisture(%): NA
Result Units: pCi/g
File Name: 041582D03A

CASNO	Target Nuclide	Result +/- 2 s TPU	MDC	Lab Qualifier
14331-83-0	Ac-228	0.49 +/- 0.17	0.27	LT,G
14391-76-5	Ag-110m	-0.011 +/- 0.043	0.079	U,G
14682-66-7	Al-26	-0.014 +/- 0.040	0.081	U,G
14596-10-2	Am-241	0.07 +/- 0.31	0.53	U,G
13966-02-4	Be-7	-0.40 +/- 0.57	1.06	U,G
14913-49-6	Bi-212	0.73 +/- 0.62	0.96	U,G
14733-03-0	Bi-214	0.33 +/- 0.14	0.19	G,J
13982-30-4	Ce-139	-0.030 +/- 0.041	0.076	U,G
14762-78-8	Ce-144	0.08 +/- 0.27	0.45	U,G
14093-03-9	Co-56	0.13 +/- 0.10	0.15	U,G
13981-50-5	Co-57	-0.010 +/- 0.036	0.064	U,G
13981-38-9	Co-58	-0.062 +/- 0.055	0.112	U,G
10198-40-0	Co-60	-0.006 +/- 0.042	0.079	U,G
14392-02-0	Cr-51	-0.05 +/- 0.82	1.45	U,G
13967-70-9	Cs-134	0.030 +/- 0.072	0.118	U,G

Comments:

Qualifiers/Flags:

U - Result is less than the sample specific MDC or less than the associated TPU

Y1 - Chemical Yield is in control at 100-110%. Quantitative Yield is assumed.

Y2 - Chemical Yield outside default limits.

LT - Result is less than Requested MDC, greater than sample specific MDC.

M3 - The requested MDC was not met, but the reported activity is greater than the reported MDC.

M - The requested MDC was not met.

SQ - Spectral quality prevents accurate quantitation.

SI - Nuclide identification and/or quantitation is tentative.

TI - Nuclide identification is tentative.

R - Nuclide has exceeded 8 halflives.

G - Sample density differs by more than 15% of LCS density.

Abbreviations:

TPU - Total Propagated Uncertainty (see PAI SOP 743)

MDC - Minimum Detectable Concentration (see PAI SOP 709)

BDL - Below Detection Limit

Data Package ID: *GSS0408173-1*

Gamma Spectroscopy Results

PAI 713 Rev 8

Sample Results

Lab Name: Paragon Analytics
Work Order Number: 0408173
Client Name: New World Technologies
ClientProject ID: Ravenna GA00563

Field ID: SU5-E5
Lab ID: 0408173-10

Library: FANP

Sample Matrix: SOIL
Prep SOP: PAI 739 Rev 8
Date Collected: 12-Aug-04
Date Prepared: 09-Sep-04
Date Analyzed: 23-Sep-04

Prep Batch: GS040909-3
QCBatchID: GS040909-3-1
Run ID: GS040909-3A
Count Time: 30 minutes
Report Basis: Dry Weight

Final Aliquot: 323 g
Prep Basis: Dry Weight
Moisture(%): NA
Result Units: pCi/g
File Name: 041582D03A

CASNO	Target Nuclide	Result +/- 2 s TPU	MDC	Lab Qualifier
10045-97-3	Cs-137	0.014 +/- 0.044	0.077	U,G
14683-23-9	Eu-152	-0.04 +/- 0.22	0.41	U,G
15585-10-1	Eu-154	0.05 +/- 0.21	0.37	U,G
14391-16-3	Eu-155	0.08 +/- 0.15	0.25	U,G
14596-12-4	Fe-59	0.01 +/- 0.15	0.26	U,G
10043-66-0	I-131	0 +/- 1.6	2.8	U,G
13966-00-2	K-40	7.3 +/- 1.4	1.0	G
13966-31-9	Mn-54	0.020 +/- 0.046	0.079	U,G
13966-32-0	Na-22	0.012 +/- 0.046	0.082	U,G
14681-63-1	Nb-94	-0.002 +/- 0.044	0.078	U,G
13967-76-5	Nb-95	0.052 +/- 0.062	0.101	U,G
15100-28-4	Pa-234m	0.9 +/- 6.6	11.8	U,G
15092-94-1	Pb-212	0.38 +/- 0.12	0.16	G
15067-28-4	Pb-214	0.31 +/- 0.12	0.16	G,J
13967-48-1	Ru-106	-0.10 +/- 0.43	0.79	U,G

Comments:

Qualifiers/Flags:

U - Result is less than the sample specific MDC or less than the associated TPU

Y1 - Chemical Yield is in control at 100-110%. Quantitative Yield is assumed.

Y2 - Chemical Yield outside default limits.

LT - Result is less than Requested MDC, greater than sample specific MDC.

M3 - The requested MDC was not met, but the reported activity is greater than the reported MDC.

M - The requested MDC was not met.

SQ - Spectral quality prevents accurate quantitation.

SI - Nuclide identification and/or quantitation is tentative.

TI - Nuclide identification is tentative.

R - Nuclide has exceeded 8 halflives.

G - Sample density differs by more than 15% of LCS density.

Abbreviations:

TPU - Total Propagated Uncertainty (see PAI SOP 743)

MDC - Minimum Detectable Concentration (see PAI SOP 709)

BDL - Below Detection Limit

Data Package ID: *GSS0408173-1*

Gamma Spectroscopy Results

PAI 713 Rev 8

Sample Results

Lab Name: Paragon Analytics
Work Order Number: 0408173
Client Name: New World Technologies
ClientProject ID: Ravenna GA00563

Field ID: SU5-E5
Lab ID: 0408173-10

Library: FANP

Sample Matrix: SOIL
Prep SOP: PAI 739 Rev 8
Date Collected: 12-Aug-04
Date Prepared: 09-Sep-04
Date Analyzed: 23-Sep-04

Prep Batch: GS040909-3
QCBatchID: GS040909-3-1
Run ID: GS040909-3A
Count Time: 30 minutes
Report Basis: Dry Weight

Final Aliquot: 323 g
Prep Basis: Dry Weight
Moisture(%): NA
Result Units: pCi/g
File Name: 041582D03A

CASNO	Target Nuclide	Result +/- 2 s TPU	MDC	Lab Qualifier
14683-10-4	Sb-124	0.018 +/- 0.076	0.131	U,G
14234-35-6	Sb-125	0.02 +/- 0.11	0.19	U,G
13967-63-0	Sc-46	0.012 +/- 0.046	0.083	U,G
15623-47-9	Th-227	-0.10 +/- 0.44	0.76	U,G
15065-10-8	Th-234	0.26 +/- 0.95	1.61	U,G
14913-50-9	Tl-208	0.144 +/- 0.069	0.099	G
15117-96-1	U-235	-0.15 +/- 0.26	0.46	U,G
13982-39-3	Zn-65	-0.14 +/- 0.12	0.24	U,G

Comments:

Qualifiers/Flags:

U - Result is less than the sample specific MDC or less than the associated TPU

Y1 - Chemical Yield is in control at 100-110%. Quantitative Yield is assumed.

Y2 - Chemical Yield outside default limits.

LT - Result is less than Requested MDC, greater than sample specific MDC.

M3 - The requested MDC was not met, but the reported activity is greater than the reported MDC.

M - The requested MDC was not met.

SQ - Spectral quality prevents accurate quantitation.

SI - Nuclide identification and/or quantitation is tentative.

TI - Nuclide identification is tentative.

R - Nuclide has exceeded 8 halflives.

G - Sample density differs by more than 15% of LCS density.

Abbreviations:

TPU - Total Propagated Uncertainty (see PAI SOP 743)

MDC - Minimum Detectable Concentration (see PAI SOP 709)

BDL - Below Detection Limit

Data Package ID: *GSS0408173-1*

Gamma Spectroscopy Results

PAI 713 Rev 8

Sample Duplicate Results

Lab Name: Paragon Analytics
Work Order Number: 0408173
Client Name: New World Technologies
ClientProject ID: Ravenna GA00563

Field ID: SU5-E5
Lab ID: 0408173-10DUP

Library: FANP

Sample Matrix: SOIL
Prep SOP: PAI 739 Rev 8
Date Collected: 12-Aug-04
Date Prepared: 09-Sep-04
Date Analyzed: 24-Sep-04

Prep Batch: GS040909-3
QCBatchID: GS040909-3-1
Run ID: GS040909-3A
Count Time: 30 minutes
Report Basis: Dry Weight

Final Aliquot: 323 g
Prep Basis: Dry Weight
Moisture(%): NA
Result Units: pCi/g
File Name: 040468D05A

CASNO	Target Nuclide	Result +/- 2 s TPU	MDC	Lab Qualifier
14331-83-0	Ac-228	0.41 +/- 0.26	0.51	U,G
14391-76-5	Ag-110m	-0.059 +/- 0.067	0.142	U,G
14682-66-7	Al-26	0.057 +/- 0.063	0.094	U,G
14596-10-2	Am-241	0.32 +/- 0.52	0.88	U,G
13966-02-4	Be-7	-0.47 +/- 0.78	1.58	U,G
14913-49-6	Bi-212	0.9 +/- 1.2	1.9	U,G
14733-03-0	Bi-214	0.39 +/- 0.20	0.27	G,J
13982-30-4	Ce-139	0.012 +/- 0.055	0.096	U,G
14762-78-8	Ce-144	-0.38 +/- 0.36	0.70	U,G
14093-03-9	Co-56	0.08 +/- 0.17	0.30	U,G
13981-50-5	Co-57	0.021 +/- 0.046	0.079	U,G
13981-38-9	Co-58	-0.049 +/- 0.099	0.200	U,G
10198-40-0	Co-60	-0.006 +/- 0.073	0.145	U,G

Comments:

Qualifiers/Flags:

U - Result is less than the sample specific MDC or less than the associated TPU.
Y1 - Chemical Yield is in control at 100-110%. Quantitative yield is assumed.
Y2 - Chemical Yield outside default limits.
LT - Result is less than Requested MDC, greater than sample specific MDC.
M - The requested MDC was not met.
M3 - The requested MDC was not met, but thereported activity is greater than the reported MDC.
W - DER is greater than Warning Limit of 1.42
D - DER is greater than Control Limit of 2.13
SQ - Spectral quality prevents accurate quantitation.
SI - Nuclide identification and/or quantitation is tentative.
TI - Nuclide identification is tentative.
R - Nuclide has exceeded 8 halflives.
G - Sample density differs by more than 15% of LCS density.

Abbreviations:
TPU - Total Propagated Uncertainty (see PAI SOP 743)
MDC - Minimum Detectable Concentration (see PAI SOP 709)
BDL - Below Detection Limit

Data Package ID: *GSS0408173-1*

Gamma Spectroscopy Results

PAI 713 Rev 8

Sample Duplicate Results

Lab Name: Paragon Analytics
Work Order Number: 0408173
Client Name: New World Technologies
ClientProject ID: Ravenna GA00563

Field ID: SU5-E5
Lab ID: 0408173-10DUP

Library: FANP

Sample Matrix: SOIL
Prep SOP: PAI 739 Rev 8
Date Collected: 12-Aug-04
Date Prepared: 09-Sep-04
Date Analyzed: 24-Sep-04

Prep Batch: GS040909-3
QCBatchID: GS040909-3-1
Run ID: GS040909-3A
Count Time: 30 minutes
Report Basis: Dry Weight

Final Aliquot: 323 g
Prep Basis: Dry Weight
Moisture(%):
Result Units: pCi/g
File Name: 040468D05A

CASNO	Target Nuclide	Result +/- 2 s TPU	MDC	Lab Qualifier
14392-02-0	Cr-51	0.1 +/- 1.2	2.1	U,G
13967-70-9	Cs-134	-0.094 +/- 0.093	0.195	U,G
10045-97-3	Cs-137	0.053 +/- 0.065	0.106	U,G
14683-23-9	Eu-152	0.44 +/- 0.31	0.34	G,TI
15585-10-1	Eu-154	0.19 +/- 0.29	0.49	U,G
14391-16-3	Eu-155	0.11 +/- 0.18	0.31	U,G
14596-12-4	Fe-59	0.06 +/- 0.21	0.39	U,G
10043-66-0	I-131	1.0 +/- 2.3	4.0	U,G
13966-00-2	K-40	5.5 +/- 1.6	1.3	G
13966-31-9	Mn-54	-0.036 +/- 0.073	0.147	U,G
13966-32-0	Na-22	0.011 +/- 0.056	0.109	U,G
14681-63-1	Nb-94	-0.042 +/- 0.058	0.122	U,G
13967-76-5	Nb-95	0.02 +/- 0.11	0.19	U,G

Comments:

Qualifiers/Flags:

U - Result is less than the sample specific MDC or less than the associated TPU.
Y1 - Chemical Yield is in control at 100-110%. Quantitative yield is assumed.
Y2 - Chemical Yield outside default limits.
LT - Result is less than Requested MDC, greater then sample specific MDC.
M - The requested MDC was not met.
M3 - The requested MDC was not met, but thereported activity is greater than the reported MDC.
W - DER is greater than Warning Limit of 1.42
D - DER is greater than Control Limit of 2.13

SQ - Spectral quality prevents accurate quantitation.
SI - Nuclide identification and/or quantitation is tentative.
TI - Nuclide identification is tentative.
R - Nuclide has exceeded 8 halflives.
G - Sample density differs by more than 15% of LCS density.

Abbreviations:
TPU - Total Propagated Uncertainty (see PAI SOP 743)
MDC - Minimum Detectable Concentration (see PAI SOP 709)
BDL - Below Detection Limit

Data Package ID: *GSS0408173-1*

Gamma Spectroscopy Results

PAI 713 Rev 8

Sample Duplicate Results

Lab Name: Paragon Analytics
Work Order Number: 0408173
Client Name: New World Technologies
ClientProject ID: Ravenna GA00563

Field ID: SU5-E5
Lab ID: 0408173-10DUP

Library: FANP

Sample Matrix: SOIL
Prep SOP: PAI 739 Rev 8
Date Collected: 12-Aug-04
Date Prepared: 09-Sep-04
Date Analyzed: 24-Sep-04

Prep Batch: GS040909-3
QCBatchID: GS040909-3-1
Run ID: GS040909-3A
Count Time: 30 minutes
Report Basis: Dry Weight

Final Aliquot: 323 g
Prep Basis: Dry Weight
Moisture(%): NA
Result Units: pCi/g
File Name: 040468D05A

CASNO	Target Nuclide	Result +/- 2 s TPU	MDC	Lab Qualifier
15100-28-4	Pa-234m	-3.4 +/- 9.9	20.6	U,G
15092-94-1	Pb-212	0.53 +/- 0.17	0.20	G
15067-28-4	Pb-214	0.31 +/- 0.14	0.23	G,J
13967-48-1	Ru-106	0 +/- 0.63	1.18	U,G
14683-10-4	Sb-124	-0.062 +/- 0.093	0.190	U,G
14234-35-6	Sb-125	-0.02 +/- 0.16	0.30	U,G
13967-63-0	Sc-46	0.018 +/- 0.074	0.139	U,G
15623-47-9	Th-227	-0.31 +/- 0.51	0.97	U,G
15065-10-8	Th-234	-0.4 +/- 1.1	2.0	U,G
14913-50-9	Tl-208	0.158 +/- 0.091	0.127	G
15117-96-1	U-235	0.09 +/- 0.29	0.51	U,G
13982-39-3	Zn-65	-0.24 +/- 0.19	0.41	U,G

Comments:

Qualifiers/Flags:

U - Result is less than the sample specific MDC or less than the associated TPU.
Y1 - Chemical Yield is in control at 100-110%. Quantitative yield is essumed.
Y2 - Chemical Yield outside default limits.
LT - Result is less than Requested MDC, greater than sample specific MDC.
M - The requested MDC was not met.
M3 - The requested MDC was not met, but thereported activity is greater than the reported MDC.
W - DER is greater than Warning Limit of 1.42
D - DER is greater than Control Limit of 2.13
SQ - Spectral quality prevents accurate quantitation.
SI - Nuclide identification and/or quantitation is tentative.
TI - Nuclide identification is tentative.
R - Nuclide has exceeded 8 halflives.
G - Sample density differs by more than 15% of LCS density.

Abbreviations:
TPU - Total Propagated Uncertainty (see PAI SOP 743)
MDC - Minimum Detectable Concentration (see PAI SOP 709)
BDL - Below Detection Limit

Data Package ID: *GSS0408173-1*

Gamma Spectroscopy Results

PAI 713 Rev 8

Sample Results

Lab Name: Paragon Analytics
Work Order Number: 0408173
Client Name: New World Technologies
ClientProject ID: Ravenna GA00563

Field ID: SU5-D2
Lab ID: 0408173-11

Library: FANP

Sample Matrix: SOIL
Prep SOP: PAI 739 Rev 8
Date Collected: 12-Aug-04
Date Prepared: 09-Sep-04
Date Analyzed: 23-Sep-04

Prep Batch: GS040909-3
QCBatchID: GS040909-3-1
Run ID: GS040909-3A
Count Time: 30 minutes
Report Basis: Dry Weight

Final Aliquot: 266 g
Prep Basis: Dry Weight
Moisture(%): NA
Result Units: pCi/g
File Name: 040462D05A

CASNO	Target Nuclide	Result +/- 2 s TPU	MDC	Lab Qualifier
14331-83-0	Ac-228	1.58 +/- 0.41	0.57	G
14391-76-5	Ag-110m	-0.05 +/- 0.13	0.26	U,G
14682-66-7	Al-26	-0.006 +/- 0.045	0.114	U,G
14596-10-2	Am-241	-0.42 +/- 0.75	1.41	U,G
13966-02-4	Be-7	1.5 +/- 1.3	2.1	U,G
14913-49-6	Bi-212	1.1 +/- 1.5	2.5	U,G
14733-03-0	Bi-214	0.76 +/- 0.29	0.36	G,J
13982-30-4	Ce-139	0.004 +/- 0.073	0.129	U,G
14762-78-8	Ce-144	0.25 +/- 0.50	0.84	U,G
14093-03-9	Co-56	0.19 +/- 0.19	0.30	U,G
13981-50-5	Co-57	-0.012 +/- 0.065	0.117	U,G
13981-38-9	Co-58	-0.06 +/- 0.13	0.25	U,G
10198-40-0	Co-60	-0.013 +/- 0.073	0.153	U,G
14392-02-0	Cr-51	0 +/- 1.5	2.7	U,G
13967-70-9	Cs-134	0.024 +/- 0.090	0.159	U,G

Comments:

Qualifiers/Flags:

U - Result is less than the sample specific MDC or less than the associated TPU

Y1 - Chemical Yield is in control at 100-110%. Quantitative Yield is assumed.

Y2 - Chemical Yield outside default limits.

LT - Result is less than Requested MDC, greater than sample specific MDC.

M3 - The requested MDC was not met, but the reported activity is greater than the reported MDC.

M - The requested MDC was not met.

SQ - Spectral quality prevents accurate quantitation.

SI - Nuclide identification and/or quantitation is tentative.

TI - Nuclide identification is tentative.

R - Nuclide has exceeded 8 halflives.

G - Sample density differs by more than 15% of LCS density.

Abbreviations:

TPU - Total Propagated Uncertainty (see PAI SOP 743)

MDC - Minimum Detectable Concentration (see PAI SOP 709)

BDL - Below Detection Limit

Data Package ID: *GSS0408173-1*

Gamma Spectroscopy Results

PAI 713 Rev 8

Sample Results

Lab Name: Paragon Analytics
Work Order Number: 0408173
Client Name: New World Technologies
ClientProject ID: Ravenna GA00563

Field ID: SU5-D2
Lab ID: 0408173-11

Library: FANP

Sample Matrix: SOIL
Prep SOP: PAI 739 Rev 8
Date Collected: 12-Aug-04
Date Prepared: 09-Sep-04
Date Analyzed: 23-Sep-04

Prep Batch: GS040909-3
QCBatchID: GS040909-3-1
Run ID: GS040909-3A
Count Time: 30 minutes
Report Basis: Dry Weight

Final Aliquot: 266 g
Prep Basis: Dry Weight
Moisture(%): NA
Result Units: pCi/g
File Name: 040462D05A

CASNO	Target Nuclide	Result +/- 2 s TPU	MDC	Lab Qualifier
10045-97-3	Cs-137	0.56 +/- 0.16	0.13	G
14683-23-9	Eu-152	0.02 +/- 0.42	0.81	U,G
15585-10-1	Eu-154	0.37 +/- 0.52	0.86	U,G
14391-16-3	Eu-155	0.07 +/- 0.30	0.52	U,G
14596-12-4	Fe-59	0.10 +/- 0.26	0.46	U,G
10043-66-0	I-131	1.3 +/- 2.9	5.0	U,G
13966-00-2	K-40	6.4 +/- 1.9	1.7	G
13966-31-9	Mn-54	0.020 +/- 0.096	0.173	U,G
13966-32-0	Na-22	-0.027 +/- 0.095	0.193	U,G
14681-63-1	Nb-94	0.013 +/- 0.085	0.154	U,G
13967-76-5	Nb-95	-0.01 +/- 0.12	0.23	U,G
15100-28-4	Pa-234m	-1 +/- 15	29	U,G
15092-94-1	Pb-212	1.53 +/- 0.31	0.27	G
15067-28-4	Pb-214	0.75 +/- 0.22	0.32	G,J
13967-48-1	Ru-106	-0.06 +/- 0.81	1.53	U,G

Comments:

Qualifiers/Flags:

U - Result is less than the sample specific MDC or less than the associated TPU

Y1 - Chemical Yield is in control at 100-110%. Quantitative Yield is assumed.

Y2 - Chemical Yield outside default limits.

LT - Result is less than Requested MDC, greater than sample specific MDC.

M3 - The requested MDC was not met, but the reported activity is greater than the reported MDC.

M - The requested MDC was not met.

SQ - Spectral quality prevents accurate quantitation.

SI - Nuclide identification and/or quantitation is tentative.

TI - Nuclide identification is tentative.

R - Nuclide has exceeded 8 halflives.

G - Sample density differs by more than 15% of LCS density.

Abbreviations:

TPU - Total Propagated Uncertainty (see PAI SOP 743)

MDC - Minimum Detectable Concentration (see PAI SOP 709)

BDL - Below Detection Limit

Data Package ID: *GSS0408173-1*

Gamma Spectroscopy Results

PAI 713 Rev 8

Sample Results

Lab Name: Paragon Analytics
Work Order Number: 0408173
Client Name: New World Technologies
ClientProject ID: Ravenna GA00563

Field ID: SU5-D2
Lab ID: 0408173-11

Library: FANP

Sample Matrix: SOIL
Prep SOP: PAI 739 Rev 8
Date Collected: 12-Aug-04
Date Prepared: 09-Sep-04
Date Analyzed: 23-Sep-04

Prep Batch: GS040909-3
QCBatchID: GS040909-3-1
Run ID: GS040909-3A
Count Time: 30 minutes
Report Basis: Dry Weight

Final Aliquot: 266 g
Prep Basis: Dry Weight
Moisture(%): NA
Result Units: pCi/g
File Name: 040462D05A

CASNO	Target Nuclide	Result +/- 2 s TPU	MDC	Lab Qualifier
14683-10-4	Sb-124	-0.11 +/- 0.14	0.28	U,G
14234-35-6	Sb-125	0 +/- 0.24	0.43	U,G
13967-63-0	Sc-46	0.032 +/- 0.097	0.176	U,G
15623-47-9	Th-227	0.02 +/- 0.87	1.50	U,G
15065-10-8	Th-234	0.8 +/- 1.8	3.0	U,G
14913-50-9	Tl-208	0.52 +/- 0.15	0.15	G
15117-96-1	U-235	-0.12 +/- 0.45	0.81	U,G
13982-39-3	Zn-65	-0.23 +/- 0.24	0.50	U,G

Comments:

Qualifiers/Flags:

U - Result is less than the sample specific MDC or less than the associated TPU

Y1 - Chemical Yield is in control at 100-110%. Quantitative Yield is assumed.

Y2 - Chemical Yield outside default limits.

LT - Result is less than Requested MDC, greater than sample specific MDC.

M3 - The requested MDC was not met, but the reported activity is greater than the reported MDC.

M - The requested MDC was not met.

SQ - Spectral quality prevents accurate quantitation.

SI - Nuclide identification and/or quantitation is tentative.

TI - Nuclide identification is tentative.

R - Nuclide has exceeded 8 halflives.

G - Sample density differs by more than 15% of LCS density.

Abbreviations:

TPU - Total Propagated Uncertainty (see PAI SOP 743)

MDC - Minimum Detectable Concentration (see PAI SOP 709)

BDL - Below Detection Limit

Data Package ID: *GSS0408173-1*

Gamma Spectroscopy Results

PAI 713 Rev 8

Sample Results

Lab Name: Paragon Analytics
Work Order Number: 0408173
Client Name: New World Technologies
ClientProject ID: Ravenna GA00563

Field ID: SU5-D1
Lab ID: 0408173-12

Library: FANP

Sample Matrix: SOIL
Prep SOP: PAI 739 Rev 8
Date Collected: 12-Aug-04
Date Prepared: 09-Sep-04
Date Analyzed: 23-Sep-04

Prep Batch: GS040909-3
QCBatchID: GS040909-3-1
Run ID: GS040909-3A
Count Time: 30 minutes
Report Basis: Dry Weight

Final Aliquot: 269 g
Prep Basis: Dry Weight
Moisture(%): NA
Result Units: pCi/g
File Name: 041634D08A

CASNO	Target Nuclide	Result +/- 2 s TPU	MDC	Lab Qualifier
14331-83-0	Ac-228	1.63 +/- 0.42	0.64	G
14391-76-5	Ag-110m	0.01 +/- 0.14	0.24	U,G
14682-66-7	Al-26	-0.046 +/- 0.083	0.197	U,G
14596-10-2	Am-241	0.09 +/- 0.15	0.26	U,G
13966-02-4	Be-7	-0.1 +/- 1.1	2.1	U,G
14913-49-6	Bi-212	2.4 +/- 1.3	1.5	G
14733-03-0	Bi-214	0.91 +/- 0.27	0.31	G,J
13982-30-4	Ce-139	0.051 +/- 0.068	0.112	U,G
14762-78-8	Ce-144	-0.01 +/- 0.39	0.69	U,G
14093-03-9	Co-56	0.14 +/- 0.23	0.38	U,G
13981-50-5	Co-57	0.011 +/- 0.048	0.084	U,G
13981-38-9	Co-58	0 +/- 0.12	0.23	U,G
10198-40-0	Co-60	-0.030 +/- 0.092	0.191	U,G
14392-02-0	Cr-51	-0.4 +/- 1.7	3.2	U,G
13967-70-9	Cs-134	-0.09 +/- 0.63	1.05	U,G

Comments:

Qualifiers/Flags:

U - Result is less than the sample specific MDC or less than the associated TPU

Y1 - Chemical Yield is in control at 100-110%. Quantitative Yield is assumed.

Y2 - Chemical Yield outside default limits.

LT - Result is less than Requested MDC, greater than sample specific MDC.

M3 - The requested MDC was not met, but the reported activity is greater than the reported MDC.

M - The requested MDC was not met.

SQ - Spectral quality prevents accurate quantitation.

SI - Nuclide identification and/or quantitation is tentative.

TI - Nuclide identification is tentative.

R - Nuclide has exceeded 8 halflives.

G - Sample density differs by more than 15% of LCS density.

Abbreviations:

TPU - Total Propagated Uncertainty (see PAI SOP 743)

MDC - Minimum Detectable Concentration (see PAI SOP 709)

BDL - Below Detection Limit

Data Package ID: *GSS0408173-1*

Gamma Spectroscopy Results

PAI 713 Rev 8

Sample Results

Lab Name: Paragon Analytics
Work Order Number: 0408173
Client Name: New World Technologies
ClientProject ID: Ravenna GA00563

Field ID: SU5-D1
Lab ID: 0408173-12

Library: FANP

Sample Matrix: SOIL
Prep SOP: PAI 739 Rev 8
Date Collected: 12-Aug-04
Date Prepared: 09-Sep-04
Date Analyzed: 23-Sep-04

Prep Batch: GS040909-3
QCBatchID: GS040909-3-1
Run ID: GS040909-3A
Count Time: 30 minutes
Report Basis: Dry Weight

Final Aliquot: 269 g
Prep Basis: Dry Weight
Moisture(%): NA
Result Units: pCi/g
File Name: 041634D08A

CASNO	Target Nuclide	Result +/- 2 s TPU	MDC	Lab Qualifier
10045-97-3	Cs-137	0.44 +/- 0.15	0.16	G
14683-23-9	Eu-152	-0.36 +/- 0.47	1.04	U,G
15585-10-1	Eu-154	-0.06 +/- 0.37	0.76	U,G
14391-16-3	Eu-155	0.07 +/- 0.19	0.33	U,G
14596-12-4	Fe-59	0.03 +/- 0.27	0.52	U,G
10043-66-0	I-131	0.5 +/- 2.2	4.0	U,G
13966-00-2	K-40	6.1 +/- 2.0	1.8	G
13966-31-9	Mn-54	0.049 +/- 0.092	0.158	U,G
13966-32-0	Na-22	-0.040 +/- 0.087	0.188	U,G
14681-63-1	Nb-94	0.059 +/- 0.085	0.140	U,G
13967-76-5	Nb-95	-0.07 +/- 0.13	0.27	U,G
15100-28-4	Pa-234m	-8 +/- 12	27	U,G
15092-94-1	Pb-212	1.67 +/- 0.32	0.27	G
15067-28-4	Pb-214	0.99 +/- 0.24	0.27	G,J
13967-48-1	Ru-106	-0.62 +/- 0.82	1.68	U,G

Comments:

Qualifiers/Flags:

U - Result is less than the sample specific MDC or less than the associated TPU

Y1 - Chemical Yield is in control at 100-110%. Quantitative Yield is assumed.

Y2 - Chemical Yield outside default limits.

LT - Result is less than Requested MDC, greater than sample specific MDC.

M3 - The requested MDC was not met, but the reported activity is greater than the reported MDC.

M - The requested MDC was not met.

SQ - Spectral quality prevents accurate quantitation.

SI - Nuclide identification and/or quantitation is tentative.

TI - Nuclide identification is tentative.

R - Nuclide has exceeded 8 halflives.

G - Sample density differs by more than 15% of LCS density.

Abbreviations:

TPU - Total Propagated Uncertainty (see PAI SOP 743)

MDC - Minimum Detectable Concentration (see PAI SOP 709)

BDL - Below Detection Limit

Data Package ID: *GSS0408173-1*

Gamma Spectroscopy Results

PAI 713 Rev 8

Sample Results

Lab Name: Paragon Analytics
Work Order Number: 0408173
Client Name: New World Technologies
ClientProject ID: Ravenna GA00563

Field ID: SU5-D1
Lab ID: 0408173-12

Library: FANP

Sample Matrix: SOIL
Prep SOP: PAI 739 Rev 8
Date Collected: 12-Aug-04
Date Prepared: 09-Sep-04
Date Analyzed: 23-Sep-04

Prep Batch: GS040909-3
QCBatchID: GS040909-3-1
Run ID: GS040909-3A
Count Time: 30 minutes
Report Basis: Dry Weight

Final Aliquot: 269 g
Prep Basis: Dry Weight
Moisture(%): NA
Result Units: pCi/g
File Name: 041634D08A

CASNO	Target Nuclide	Result +/- 2 s TPU	MDC	Lab Qualifier
14683-10-4	Sb-124	-0.16 +/- 0.16	0.31	U,G
14234-35-6	Sb-125	0.08 +/- 0.21	0.42	U,G
13967-63-0	Sc-46	-0.05 +/- 0.11	0.22	U,G
15623-47-9	Th-227	0.20 +/- 0.39	0.67	U,G
15065-10-8	Th-234	2.9 +/- 1.4	2.0	G,TI
14913-50-9	Tl-208	0.54 +/- 0.16	0.16	G
15117-96-1	U-235	-0.10 +/- 0.39	0.70	U,G
13982-39-3	Zn-65	0.09 +/- 0.35	0.61	U,G

Comments:

Qualifiers/Flags:

U - Result is less than the sample specific MDC or less than the associated TPU

Y1 - Chemical Yield is in control at 100-110%. Quantitative Yield is assumed.

Y2 - Chemical Yield outside default limits.

LT - Result is less than Requested MDC, greater than sample specific MDC.

M3 - The requested MDC was not met, but the reported activity is greater than the reported MDC.

M - The requested MDC was not met.

SQ - Spectral quality prevents accurate quantitation.

SI - Nuclide identification and/or quantitation is tentative.

TI - Nuclide identification is tentative.

R - Nuclide has exceeded 8 halflives.

G - Sample density differs by more than 15% of LCS density.

Abbreviations:

TPU - Total Propagated Uncertainty (see PAI SOP 743)

MDC - Minimum Detectable Concentration (see PAI SOP 709)

BDL - Below Detection Limit

Data Package ID: *GSS0408173-1*

Gamma Spectroscopy Results

PAI 713 Rev 8

Sample Results

Lab Name: Paragon Analytics
Work Order Number: 0408173
Client Name: New World Technologies
ClientProject ID: Ravenna GA00563

Field ID: SU5-RCS-3
Lab ID: 0408173-13

Library: FANP

Sample Matrix: SOIL
Prep SOP: PAI 739 Rev 8
Date Collected: 03-Aug-04
Date Prepared: 09-Sep-04
Date Analyzed: 23-Sep-04

Prep Batch: GS040909-3
QCBatchID: GS040909-3-1
Run ID: GS040909-3A
Count Time: 30 minutes
Report Basis: Dry Weight

Final Aliquot: 369 g
Prep Basis: Dry Weight
Moisture(%): NA
Result Units: pCi/g
File Name: 040414D09A

CASNO	Target Nuclide	Result +/- 2 s TPU	MDC	Lab Qualifier
14331-83-0	Ac-228	0.62 +/- 0.26	0.48	LT,G,TI
14391-76-5	Ag-110m	-0.053 +/- 0.063	0.126	U,G
14682-66-7	Al-26	0.011 +/- 0.066	0.126	U,G
14596-10-2	Am-241	0.1 +/- 1.3	2.4	U,G
13966-02-4	Be-7	0.34 +/- 0.86	1.49	U,G
14913-49-6	Bi-212	0.82 +/- 0.97	1.57	U,G
14733-03-0	Bi-214	0.46 +/- 0.17	0.21	G,J
13982-30-4	Ce-139	0.011 +/- 0.061	0.106	U,G
14762-78-8	Ce-144	-0.07 +/- 0.36	0.64	U,G
14093-03-9	Co-56	0.20 +/- 0.17	0.26	U,G
13981-50-5	Co-57	-0.053 +/- 0.048	0.093	U,G
13981-38-9	Co-58	0.085 +/- 0.088	0.138	U,G
10198-40-0	Co-60	-0.054 +/- 0.061	0.137	U,G
14392-02-0	Cr-51	0.4 +/- 1.2	2.1	U,G
13967-70-9	Cs-134	-0.011 +/- 0.078	0.141	U,G

Comments:

Qualifiers/Flags:

U - Result is less than the sample specific MDC or less than the associated TPU

Y1 - Chemical Yield is in control at 100-110%. Quantitative Yield is assumed.

Y2 - Chemical Yield outside default limits.

LT - Result is less than Requested MDC, greater than sample specific MDC.

M3 - The requested MDC was not met, but the reported activity is greater than the reported MDC.

M - The requested MDC was not met.

SQ - Spectral quality prevents accurate quantitation.

SI - Nuclide identification and/or quantitation is tentative.

TI - Nuclide identification is tentative.

R - Nuclide has exceeded 8 halflives.

G - Sample density differs by more than 15% of LCS density.

Abbreviations:

TPU - Total Propagated Uncertainty (see PAI SOP 743)

MDC - Minimum Detectable Concentration (see PAI SOP 709)

BDL - Below Detection Limit

Data Package ID: *GSS0408173-1*

Gamma Spectroscopy Results

PAI 713 Rev 8

Sample Results

Lab Name: Paragon Analytics
Work Order Number: 0408173
Client Name: New World Technologies
ClientProject ID: Ravenna GA00563

Field ID: SU5-RCS-3
Lab ID: 0408173-13

Library: FANP

Sample Matrix: SOIL
Prep SOP: PAI 739 Rev 8
Date Collected: 03-Aug-04
Date Prepared: 09-Sep-04
Date Analyzed: 23-Sep-04

Prep Batch: GS040909-3
QCBatchID: GS040909-3-1
Run ID: GS040909-3A
Count Time: 30 minutes
Report Basis: Dry Weight

Final Aliquot: 369 g
Prep Basis: Dry Weight
Moisture(%): NA
Result Units: pCi/g
File Name: 040414D09A

CASNO	Target Nuclide	Result +/- 2 s TPU	MDC	Lab Qualifier
10045-97-3	Cs-137	0.055 +/- 0.060	0.096	U,G
14683-23-9	Eu-152	-0.03 +/- 0.29	0.58	U,G
15585-10-1	Eu-154	0 +/- 0.32	0.61	U,G
14391-16-3	Eu-155	-0.01 +/- 0.23	0.40	U,G
14596-12-4	Fe-59	0.14 +/- 0.22	0.37	U,G
10043-66-0	I-131	-2.5 +/- 3.8	7.4	U,G
13966-00-2	K-40	5.9 +/- 1.6	1.5	G
13966-31-9	Mn-54	0.038 +/- 0.064	0.108	U,G
13966-32-0	Na-22	0.006 +/- 0.058	0.111	U,G
14681-63-1	Nb-94	0.008 +/- 0.049	0.089	U,G
13967-76-5	Nb-95	-0.038 +/- 0.099	0.191	U,G
15100-28-4	Pa-234m	7.1 +/- 9.4	15.4	U,G
15092-94-1	Pb-212	0.74 +/- 0.17	0.17	G
15067-28-4	Pb-214	0.43 +/- 0.12	0.17	G,J
13967-48-1	Ru-106	0.15 +/- 0.52	0.92	U,G

Comments:

Qualifiers/Flags:

U - Result is less than the sample specific MDC or less than the associated TPU

Y1 - Chemical Yield is in control at 100-110%. Quantitative Yield is assumed.

Y2 - Chemical Yield outside default limits.

LT - Result is less than Requested MDC, greater than sample specific MDC.

M3 - The requested MDC was not met, but the reported activity is greater than the reported MDC.

M - The requested MDC was not met.

SQ - Spectral quality prevents accurate quantitation.

SI - Nuclide identification and/or quantitation is tentative.

TI - Nuclide identification is tentative.

R - Nuclide has exceeded 6 halflives.

G - Sample density differs by more than 15% of LCS density.

Abbreviations:

TPU - Total Propagated Uncertainty (see PAI SOP 743)

MDC - Minimum Detectable Concentration (see PAI SOP 709)

BDL - Below Detection Limit

Data Package ID: *GSS0408173-1*

Gamma Spectroscopy Results

PAI 713 Rev 8

Sample Results

Lab Name: Paragon Analytics
Work Order Number: 0408173
Client Name: New World Technologies
ClientProject ID: Ravenna GA00563

Field ID: SU5-RCS-3
Lab ID: 0408173-13

Library: FANP

Sample Matrix: SOIL
Prep SOP: PAI 739 Rev 8
Date Collected: 03-Aug-04
Date Prepared: 09-Sep-04
Date Analyzed: 23-Sep-04

Prep Batch: GS040909-3
QCBatchID: GS040909-3-1
Run ID: GS040909-3A
Count Time: 30 minutes
Report Basis: Dry Weight

Final Aliquot: 369 g
Prep Basis: Dry Weight
Moisture(%): NA
Result Units: pCi/g
File Name: 040414D09A

CASNO	Target Nuclide	Result +/- 2 s TPU	MDC	Lab Qualifier
14683-10-4	Sb-124	0.049 +/- 0.087	0.147	U,G
14234-35-6	Sb-125	0.05 +/- 0.15	0.25	U,G
13967-63-0	Sc-46	0 +/- 0.064	0.125	U,G
15623-47-9	Th-227	-0.02 +/- 0.50	0.87	U,G
15065-10-8	Th-234	-0.8 +/- 1.4	2.5	U,G
14913-50-9	Tl-208	0.163 +/- 0.079	0.106	G
15117-96-1	U-235	0.09 +/- 0.32	0.56	U,G
13982-39-3	Zn-65	-0.17 +/- 0.17	0.36	U,G

Comments:

Qualifiers/Flags:

U - Result is less than the sample specific MDC or less than the associated TPU

Y1 - Chemical Yield is in control at 100-110%. Quantitative Yield is assumed.

Y2 - Chemical Yield outside default limits.

LT - Result is less than Requested MDC, greater than sample specific MDC.

M3 - The requested MDC was not met, but the reported activity is greater than the reported MDC.

M - The requested MDC was not met.

SQ - Spectral quality prevents accurate quantitation.

SI - Nuclide identification and/or quantitation is tentative.

TI - Nuclide identification is tentative.

R - Nuclide has exceeded 8 halflives.

G - Sample density differs by more than 15% of LCS density.

Abbreviations:

TPU - Total Propagated Uncertainty (see PAI SOP 743)

MDC - Minimum Detectable Concentration (see PAI SOP 709)

BDL - Below Detection Limit

Data Package ID: *GSS0408173-1*

Gamma Spectroscopy Results

PAI 713 Rev 8

Sample Results

Lab Name: Paragon Analytics
Work Order Number: 0408173
Client Name: New World Technologies
ClientProject ID: Ravenna GA00563

Field ID: SU5-RCS-4
Lab ID: 0408173-14

Library: FANP

Sample Matrix: SOIL
Prep SOP: PAI 739 Rev 8
Date Collected: 03-Aug-04
Date Prepared: 09-Sep-04
Date Analyzed: 23-Sep-04

Prep Batch: GS040909-3
QCBatchID: GS040909-3-1
Run ID: GS040909-3A
Count Time: 30 minutes
Report Basis: Dry Weight

Final Aliquot: 350 g
Prep Basis: Dry Weight
Moisture(%): NA
Result Units: pCi/g
File Name: 042284D01A

CASNO	Target Nuclide	Result +/- 2 s TPU	MDC	Lab Qualifier
14331-83-0	Ac-228	1.55 +/- 0.41	0.64	G
14391-76-5	Ag-110m	0.056 +/- 0.086	0.145	U,G
14682-66-7	Al-26	0.063 +/- 0.056	0.034	G,TI
14596-10-2	Am-241	0.33 +/- 0.67	1.14	U,G
13966-02-4	Be-7	0.3 +/- 1.1	2.0	U,G
14913-49-6	Bi-212	1.6 +/- 1.1	1.6	U,G
14733-03-0	Bi-214	0.65 +/- 0.24	0.29	G,J
13982-30-4	Ce-139	0.006 +/- 0.080	0.139	U,G
14762-78-8	Ce-144	-0.16 +/- 0.44	0.80	U,G
14093-03-9	Co-56	0.32 +/- 0.19	0.21	G,TI
13981-50-5	Co-57	0 +/- 0.058	0.102	U,G
13981-38-9	Co-58	-0.09 +/- 0.13	0.26	U,G
10198-40-0	Co-60	0.046 +/- 0.062	0.099	U,G
14392-02-0	Cr-51	-0.5 +/- 1.8	3.4	U,G
13967-70-9	Cs-134	0.091 +/- 0.088	0.139	U,G

Comments:

Qualifiers/Flags:

U - Result is less than the sample specific MDC or less than the associated TPU

Y1 - Chemical Yield is in control at 100-110%. Quantitative Yield is assumed.

Y2 - Chemical Yield outside default limits.

LT - Result is less than Requested MDC, greater than sample specific MDC.

M3 - The requested MDC was not met, but the reported activity is greater than the reported MDC.

M - The requested MDC was not met.

SQ - Spectral quality prevents accurate quantitation.

SI - Nuclide identification and/or quantitation is tentative.

TI - Nuclide identification is tentative.

R - Nuclide has exceeded 8 halflives.

G - Sample density differs by more than 15% of LCS density.

Abbreviations:

TPU - Total Propagated Uncertainty (see PAI SOP 743)

MDC - Minimum Detectable Concentration (see PAI SOP 709)

BDL - Below Detection Limit

Data Package ID: *GSS0408173-1*

Gamma Spectroscopy Results

PAI 713 Rev 8

Sample Results

Lab Name: Paragon Analytics
Work Order Number: 0408173
Client Name: New World Technologies
ClientProject ID: Ravenna GA00563

Field ID: SU5-RCS-4
Lab ID: 0408173-14

Library: FANP

Sample Matrix: SOIL
Prep SOP: PAI 739 Rev 8
Date Collected: 03-Aug-04
Date Prepared: 09-Sep-04
Date Analyzed: 23-Sep-04

Prep Batch: GS040909-3
QCBatchID: GS040909-3-1
Run ID: GS040909-3A
Count Time: 30 minutes
Report Basis: Dry Weight

Final Aliquot: 350 g
Prep Basis: Dry Weight
Moisture(%): NA
Result Units: pCi/g
File Name: 042284D01A

CASNO	Target Nuclide	Result +/- 2 s TPU	MDC	Lab Qualifier
10045-97-3	Cs-137	0.173 +/- 0.091	0.116	G
14683-23-9	Eu-152	0.27 +/- 0.35	0.57	U,G
15585-10-1	Eu-154	0.21 +/- 0.43	0.75	U,G
14391-16-3	Eu-155	0.14 +/- 0.24	0.41	U,G
14596-12-4	Fe-59	0.08 +/- 0.27	0.50	U,G
10043-66-0	I-131	0.8 +/- 5.4	9.7	U,G
13966-00-2	K-40	6.4 +/- 2.1	2.2	G
13966-31-9	Mn-54	-0.01 +/- 0.10	0.19	U,G
13966-32-0	Na-22	-0.023 +/- 0.082	0.169	U,G
14681-63-1	Nb-94	-0.018 +/- 0.078	0.148	U,G
13967-76-5	Nb-95	-0.03 +/- 0.15	0.28	U,G
15100-28-4	Pa-234m	-1 +/- 14	27	U,G
15092-94-1	Pb-212	2.11 +/- 0.36	0.25	G
15067-28-4	Pb-214	0.99 +/- 0.23	0.30	G,J
13967-48-1	Ru-106	0 +/- 0.72	1.35	U,G

Comments:

Qualifiers/Flags:

U - Result is less than the sample specific MDC or less than the associated TPU

Y1 - Chemical Yield is in control at 100-110%. Quantitative Yield is assumed.

Y2 - Chemical Yield outside default limits.

LT - Result is less than Requested MDC, greater than sample specific MDC.

M3 - The requested MDC was not met, but the reported activity is greater than the reported MDC.

M - The requested MDC was not met.

SQ - Spectral quality prevents accurate quantitation.

SI - Nuclide identification and/or quantitation is tentative.

TI - Nuclide identification is tentative.

R - Nuclide has exceeded 8 halflives.

G - Sample density differs by more than 15% of LCS density.

Abbreviations:

TPU - Total Propagated Uncertainty (see PAI SOP 743)

MDC - Minimum Detectable Concentration (see PAI SOP 709)

BDL - Below Detection Limit

Data Package ID: *GSS0408173-1*

Gamma Spectroscopy Results

PAI 713 Rev 8

Sample Results

Lab Name: Paragon Analytics
Work Order Number: 0408173
Client Name: New World Technologies
ClientProject ID: Ravenna GA00563

Field ID: SU5-RCS-4
Lab ID: 0408173-14

Library: FANP

Sample Matrix: SOIL
Prep SOP: PAI 739 Rev 8
Date Collected: 03-Aug-04
Date Prepared: 09-Sep-04
Date Analyzed: 23-Sep-04

Prep Batch: GS040909-3
QCBatchID: GS040909-3-1
Run ID: GS040909-3A
Count Time: 30 minutes
Report Basis: Dry Weight

Final Aliquot: 350 g
Prep Basis: Dry Weight
Moisture(%): NA
Result Units: pCi/g
File Name: 042284D01A

CASNO	Target Nuclide	Result +/- 2 s TPU	MDC	Lab Qualifier
14683-10-4	Sb-124	0.15 +/- 0.14	0.22	U,G
14234-35-6	Sb-125	-0.08 +/- 0.20	0.42	U,G
13967-63-0	Sc-46	-0.04 +/- 0.12	0.24	U,G
15623-47-9	Th-227	-1 +/- 14	23	U,G
15065-10-8	Th-234	2.0 +/- 1.8	2.8	U,G
14913-50-9	Tl-208	0.77 +/- 0.18	0.14	G
15117-96-1	U-235	-0.32 +/- 0.43	0.79	U,G
13982-39-3	Zn-65	0.02 +/- 0.22	0.40	U,G

Comments:

Qualifiers/Flags:

U - Result is less than the sample specific MDC or less than the associated TPU

Y1 - Chemical Yield is in control at 100-110%. Quantitative Yield is assumed.

Y2 - Chemical Yield outside default limits.

LT - Result is less than Requested MDC, greater than sample specific MDC.

M3 - The requested MDC was not met, but the reported activity is greater than the reported MDC.

M - The requested MDC was not met.

SQ - Spectral quality prevents accurate quantitation.

SI - Nuclide identification and/or quantitation is tentative.

TI - Nuclide identification is tentative.

R - Nuclide has exceeded 8 halflives.

G - Sample density differs by more than 15% of LCS density.

Abbreviations:

TPU - Total Propagated Uncertainty (see PAI SOP 743)

MDC - Minimum Detectable Concentration (see PAI SOP 709)

BDL - Below Detection Limit

Data Package ID: *GSS0408173-1*

Gamma Spectroscopy Results

PAI 713 Rev 8

Sample Results

Lab Name: Paragon Analytics
Work Order Number: 0408173
Client Name: New World Technologies
ClientProject ID: Ravenna GA00563

Field ID: SU2-RCS-1
Lab ID: 0408173-15

Library: FANP

Sample Matrix: SOIL
Prep SOP: PAI 739 Rev 8
Date Collected: 06-Aug-04
Date Prepared: 09-Sep-04
Date Analyzed: 23-Sep-04

Prep Batch: GS040909-3
QCBatchID: GS040909-3-1
Run ID: GS040909-3A
Count Time: 30 minutes
Report Basis: Dry Weight

Final Aliquot: 271 g
Prep Basis: Dry Weight
Moisture(%): NA
Result Units: pCi/g
File Name: 041583D03A

CASNO	Target Nuclide	Result +/- 2 s TPU	MDC	Lab Qualifier
14331-83-0	Ac-228	3.11 +/- 0.48	0.37	G
14391-76-5	Ag-110m	-0.043 +/- 0.094	0.171	U,G
14682-66-7	Al-26	-0.013 +/- 0.052	0.102	U,G
14596-10-2	Am-241	0.14 +/- 0.47	0.80	U,G
13966-02-4	Be-7	-0.24 +/- 0.79	1.42	U,G
14913-49-6	Bi-212	3.1 +/- 1.1	1.3	G
14733-03-0	Bi-214	0.98 +/- 0.21	0.23	G,J
13982-30-4	Ce-139	-0.075 +/- 0.074	0.132	U,G
14762-78-8	Ce-144	-0.01 +/- 0.45	0.77	U,G
14093-03-9	Co-56	0.14 +/- 0.15	0.25	U,G
13981-50-5	Co-57	-0.041 +/- 0.061	0.108	U,G
13981-38-9	Co-58	-0.017 +/- 0.082	0.149	U,G
10198-40-0	Co-60	-0.057 +/- 0.060	0.120	U,G
14392-02-0	Cr-51	0.3 +/- 1.5	2.5	U,G
13967-70-9	Cs-134	0.093 +/- 0.064	0.096	U,G

Comments:

Qualifiers/Flags:

U - Result is less than the sample specific MDC or less than the associated TPU

Y1 - Chemical Yield is in control at 100-110%. Quantitative Yield is assumed.

Y2 - Chemical Yield outside default limits.

LT - Result is less than Requested MDC, greater than sample specific MDC.

M3 - The requested MDC was not met, but the reported activity is greater than the reported MDC.

M - The requested MDC was not met.

SQ - Spectral quality prevents accurate quantitation.

SI - Nuclide identification and/or quantitation is tentative.

TI - Nuclide identification is tentative.

R - Nuclide has exceeded 8 halflives.

G - Sample density differs by more than 15% of LCS density.

Abbreviations:

TPU - Total Propagated Uncertainty (see PAI SOP 743)

MDC - Minimum Detectable Concentration (see PAI SOP 709)

BDL - Below Detection Limit

Data Package ID: *GSS0408173-1*

Gamma Spectroscopy Results

PAI 713 Rev 8

Sample Results

Lab Name: Paragon Analytics
Work Order Number: 0408173
Client Name: New World Technologies
ClientProject ID: Ravenna GA00563

Field ID: SU2-RCS-1
Lab ID: 0408173-15

Library: FANP

Sample Matrix: SOIL
Prep SOP: PAI 739 Rev 8
Date Collected: 06-Aug-04
Date Prepared: 09-Sep-04
Date Analyzed: 23-Sep-04

Prep Batch: GS040909-3
QCBatchID: GS040909-3-1
Run ID: GS040909-3A
Count Time: 30 minutes
Report Basis: Dry Weight

Final Aliquot: 271 g
Prep Basis: Dry Weight
Moisture(%): NA
Result Units: pCi/g
File Name: 041583D03A

CASNO	Target Nuclide	Result +/- 2 s TPU	MDC	Lab Qualifier
10045-97-3	Cs-137	0.185 +/- 0.077	0.104	G
14683-23-9	Eu-152	0.24 +/- 0.31	0.50	U,G
15585-10-1	Eu-154	-0.07 +/- 0.31	0.57	U,G
14391-16-3	Eu-155	0.15 +/- 0.24	0.40	U,G
14596-12-4	Fe-59	-0.15 +/- 0.24	0.45	U,G
10043-66-0	I-131	0.5 +/- 3.6	6.2	U,G
13966-00-2	K-40	6.2 +/- 1.4	1.1	G
13966-31-9	Mn-54	0.049 +/- 0.073	0.121	U,G
13966-32-0	Na-22	-0.012 +/- 0.063	0.116	U,G
14681-63-1	Nb-94	-0.005 +/- 0.067	0.117	U,G
13967-76-5	Nb-95	0.01 +/- 0.10	0.18	U,G
15100-28-4	Pa-234m	-4 +/- 10	19	U,G
15092-94-1	Pb-212	3.76 +/- 0.51	0.21	G
15067-28-4	Pb-214	1.19 +/- 0.22	0.24	G,J
13967-48-1	Ru-106	-0.22 +/- 0.65	1.17	U,G

Comments:

Qualifiers/Flags:

U - Result is less than the sample specific MDC or less than the associated TPU

Y1 - Chemical Yield is in control at 100-110%. Quantitative Yield is assumed.

Y2 - Chemical Yield outside default limits.

LT - Result is less than Requested MDC, greater than sample specific MDC.

M3 - The requested MDC was not met, but the reported activity is greater than the reported MDC.

M - The requested MDC was not met.

SQ - Spectral quality prevents accurate quantitation.

SI - Nuclide identification and/or quantitation is tentative.

TI - Nuclide identification is tentative.

R - Nuclide has exceeded 8 halflives.

G - Sample density differs by more than 15% of LCS density.

Abbreviations:

TPU - Total Propagated Uncertainty (see PAI SOP 743)

MDC - Minimum Detectable Concentration (see PAI SOP 709)

BDL - Below Detection Limit

Data Package ID: *GSS0408173-1*

Gamma Spectroscopy Results

PAI 713 Rev 8

Sample Results

Lab Name: Paragon Analytics
Work Order Number: 0408173
Client Name: New World Technologies
ClientProject ID: Ravenna GA00563

Field ID: SU2-RCS-1
Lab ID: 0408173-15

Library: FANP

Sample Matrix: SOIL
Prep SOP: PAI 739 Rev 8
Date Collected: 06-Aug-04
Date Prepared: 09-Sep-04
Date Analyzed: 23-Sep-04

Prep Batch: GS040909-3
QCBatchID: GS040909-3-1
Run ID: GS040909-3A
Count Time: 30 minutes
Report Basis: Dry Weight

Final Aliquot: 271 g
Prep Basis: Dry Weight
Moisture(%): NA
Result Units: pCi/g
File Name: 041583D03A

CASNO	Target Nuclide	Result +/- 2 s TPU	MDC	Lab Qualifier
14683-10-4	Sb-124	0.09 +/- 0.11	0.19	U,G
14234-35-6	Sb-125	0.03 +/- 0.16	0.31	U,G
13967-63-0	Sc-46	-0.019 +/- 0.081	0.148	U,G
15623-47-9	Th-227	4 +/- 10	16	U,G
15065-10-8	Th-234	4.3 +/- 1.4	2.0	G,TI
14913-50-9	Tl-208	1.03 +/- 0.17	0.11	G
15117-96-1	U-235	-0.25 +/- 0.42	0.74	U,G
13982-39-3	Zn-65	-0.08 +/- 0.26	0.50	U,G

Comments:

Qualifiers/Flags:

U - Result is less than the sample specific MDC or less than the associated TPU

Y1 - Chemical Yield is in control at 100-110%. Quantitative Yield is assumed.

Y2 - Chemical Yield outside default limits.

LT - Result is less than Requested MDC, greater than sample specific MDC.

M3 - The requested MDC was not met, but the reported activity is greater than the reported MDC.

M - The requested MDC was not met.

SQ - Spectral quality prevents accurate quantitation.

SI - Nuclide identification and/or quantitation is tentative.

TI - Nuclide identification is tentative.

R - Nuclide has exceeded 8 halflives.

G - Sample density differs by more than 15% of LCS density.

Abbreviations:

TPU - Total Propagated Uncertainty (see PAI SOP 743)

MDC - Minimum Detectable Concentration (see PAI SOP 709)

BDL - Below Detection Limit

Data Package ID: *GSS0408173-1*

Gamma Spectroscopy Results

PAI 713 Rev 8

Sample Results

Lab Name: Paragon Analytics
Work Order Number: 0408173
Client Name: New World Technologies
ClientProject ID: Ravenna GA00563

Field ID: SU2-RCS-2
Lab ID: 0408173-16

Library: FANP

Sample Matrix: SOIL
Prep SOP: PAI 739 Rev 8
Date Collected: 06-Aug-04
Date Prepared: 09-Sep-04
Date Analyzed: 23-Sep-04

Prep Batch: GS040909-3
QCBatchID: GS040909-3-1
Run ID: GS040909-3A
Count Time: 30 minutes
Report Basis: Dry Weight

Final Aliquot: 310 g
Prep Basis: Dry Weight
Moisture(%): NA
Result Units: pCi/g
File Name: 040463D05A

CASNO	Target Nuclide	Result +/- 2 s TPU	MDC	Lab Qualifier
14331-83-0	Ac-228	0.34 +/- 0.29	0.44	U,G
14391-76-5	Ag-110m	-0.044 +/- 0.060	0.130	U,G
14682-66-7	Al-26	-0.027 +/- 0.064	0.148	U,G
14596-10-2	Am-241	0.12 +/- 0.59	1.04	U,G
13966-02-4	Be-7	0.6 +/- 1.0	1.7	U,G
14913-49-6	Bi-212	0.7 +/- 1.1	1.8	U,G
14733-03-0	Bi-214	0.16 +/- 0.14	0.21	U,G,J
13982-30-4	Ce-139	0.003 +/- 0.048	0.087	U,G
14762-78-8	Ce-144	0.22 +/- 0.35	0.59	U,G
14093-03-9	Co-56	-0.04 +/- 0.16	0.32	U,G
13981-50-5	Co-57	0.011 +/- 0.044	0.078	U,G
13981-38-9	Co-58	0.029 +/- 0.099	0.179	U,G
10198-40-0	Co-60	0.009 +/- 0.061	0.120	U,G
14392-02-0	Cr-51	0.8 +/- 1.4	2.3	U,G
13967-70-9	Cs-134	-0.026 +/- 0.071	0.137	U,G

Comments:

Qualifiers/Flags:

U - Result is less than the sample specific MDC or less than the associated TPU

Y1 - Chemical Yield is in control at 100-110%. Quantitative Yield is assumed.

Y2 - Chemical Yield outside default limits.

LT - Result is less than Requested MDC, greater than sample specific MDC.

M3 - The requested MDC was not met, but the reported activity is greater than the reported MDC.

M - The requested MDC was not met.

SQ - Spectral quality prevents accurate quantitation.

SI - Nuclide identification and/or quantitation is tentative.

TI - Nuclide identification is tentative.

R - Nuclide has exceeded 8 halflives.

G - Sample density differs by more than 15% of LCS density.

Abbreviations:

TPU - Total Propagated Uncertainty (see PAI SOP 743)

MDC - Minimum Detectable Concentration (see PAI SOP 709)

BDL - Below Detection Limit

Data Package ID: *GSS0408173-1*

Gamma Spectroscopy Results

PAI 713 Rev 8

Sample Results

Lab Name: Paragon Analytics
Work Order Number: 0408173
Client Name: New World Technologies
ClientProject ID: Ravenna GA00563

Field ID: SU2-RCS-2
Lab ID: 0408173-16

Library: FANP

Sample Matrix: SOIL
Prep SOP: PAI 739 Rev 8
Date Collected: 06-Aug-04
Date Prepared: 09-Sep-04
Date Analyzed: 23-Sep-04

Prep Batch: GS040909-3
QCBatchID: GS040909-3-1
Run ID: GS040909-3A
Count Time: 30 minutes
Report Basis: Dry Weight

Final Aliquot: 310 g
Prep Basis: Dry Weight
Moisture(%): NA
Result Units: pCi/g
File Name: 040463D05A

CASNO	Target Nuclide	Result +/- 2 s TPU	MDC	Lab Qualifier
10045-97-3	Cs-137	0.030 +/- 0.059	0.102	U,G
14683-23-9	Eu-152	-0.26 +/- 0.35	0.79	U,G
15585-10-1	Eu-154	-0.24 +/- 0.30	0.69	U,G
14391-16-3	Eu-155	-0.01 +/- 0.20	0.36	U,G
14596-12-4	Fe-59	0.04 +/- 0.23	0.44	U,G
10043-66-0	I-131	-2.6 +/- 3.5	7.1	U,G
13966-00-2	K-40	6.5 +/- 1.8	1.3	G
13966-31-9	Mn-54	-0.022 +/- 0.071	0.141	U,G
13966-32-0	Na-22	-0.013 +/- 0.080	0.159	U,G
14681-63-1	Nb-94	-0.083 +/- 0.066	0.143	U,G
13967-76-5	Nb-95	0.029 +/- 0.099	0.179	U,G
15100-28-4	Pa-234m	0 +/- 7.5	15.5	U,G
15092-94-1	Pb-212	0.37 +/- 0.16	0.22	G
15067-28-4	Pb-214	0.39 +/- 0.17	0.22	G,J
13967-48-1	Ru-106	-0.06 +/- 0.63	1.21	U,G

Comments:

Qualifiers/Flags:

U - Result is less than the sample specific MDC or less than the associated TPU

Y1 - Chemical Yield is in control at 100-110%. Quantitative Yield is assumed.

Y2 - Chemical Yield outside default limits.

LT - Result is less than Requested MDC, greater than sample specific MDC.

M3 - The requested MDC was not met, but the reported activity is greater than the reported MDC.

M - The requested MDC was not met.

SQ - Spectral quality prevents accurate quantitation.

SI - Nuclide identification and/or quantitation is tentative.

TI - Nuclide identification is tentative.

R - Nuclide has exceeded 8 halflives.

G - Sample density differs by more than 15% of LCS density.

Abbreviations:

TPU - Total Propagated Uncertainty (see PAI SOP 743)

MDC - Minimum Detectable Concentration (see PAI SOP 709)

BDL - Below Detection Limit

Data Package ID: *GSS0408173-1*

Gamma Spectroscopy Results

PAI 713 Rev 8

Sample Results

Lab Name: Paragon Analytics
Work Order Number: 0408173
Client Name: New World Technologies
ClientProject ID: Ravenna GA00563

Field ID: SU2-RCS-2
Lab ID: 0408173-16

Library: FANP

Sample Matrix: SOIL
Prep SOP: PAI 739 Rev 8
Date Collected: 06-Aug-04
Date Prepared: 09-Sep-04
Date Analyzed: 23-Sep-04

Prep Batch: GS040909-3
QCBatchID: GS040909-3-1
Run ID: GS040909-3A
Count Time: 30 minutes
Report Basis: Dry Weight

Final Aliquot: 310 g
Prep Basis: Dry Weight
Moisture(%): NA
Result Units: pCi/g
File Name: 040463D05A

CASNO	Target Nuclide	Result +/- 2 s TPU	MDC	Lab Qualifier
14683-10-4	Sb-124	0 +/- 0.11	0.21	U,G
14234-35-6	Sb-125	0.08 +/- 0.14	0.24	U,G
13967-63-0	Sc-46	-0.048 +/- 0.092	0.192	U,G
15623-47-9	Th-227	0.19 +/- 0.57	0.95	U,G
15065-10-8	Th-234	-0.1 +/- 1.2	2.1	U,G
14913-50-9	Tl-208	0.132 +/- 0.078	0.104	G
15117-96-1	U-235	0.19 +/- 0.33	0.55	U,G
13982-39-3	Zn-65	-0.10 +/- 0.16	0.34	U,G

Comments:

Qualifiers/Flags:

U - Result is less than the sample specific MDC or less than the associated TPU

Y1 - Chemical Yield is in control at 100-110%. Quantitative Yield is assumed.

Y2 - Chemical Yield outside default limits.

LT - Result is less than Requested MDC, greater than sample specific MDC.

M3 - The requested MDC was not met, but the reported activity is greater than the reported MDC.

M - The requested MDC was not met.

SQ - Spectral quality prevents accurate quantitation.

SI - Nuclide identification and/or quantitation is tentative.

TI - Nuclide identification is tentative.

R - Nuclide has exceeded 8 halflives.

G - Sample density differs by more than 15% of LCS density.

Abbreviations:

TPU - Total Propagated Uncertainty (see PAI SOP 743)

MDC - Minimum Detectable Concentration (see PAI SOP 709)

BDL - Below Detection Limit

Data Package ID: *GSS0408173-1*

Gamma Spectroscopy Results

PAI 713 Rev 8

Sample Results

Lab Name: Paragon Analytics
Work Order Number: 0408173
Client Name: New World Technologies
ClientProject ID: Ravenna GA00563

Field ID: SU2-RCS-3
Lab ID: 0408173-17

Library: FANP

Sample Matrix: SOIL
Prep SOP: PAI 739 Rev 8
Date Collected: 06-Aug-04
Date Prepared: 09-Sep-04
Date Analyzed: 23-Sep-04

Prep Batch: GS040909-3
QCBatchID: GS040909-3-1
Run ID: GS040909-3A
Count Time: 30 minutes
Report Basis: Dry Weight

Final Aliquot: 299 g
Prep Basis: Dry Weight
Moisture(%): NA
Result Units: pCi/g
File Name: 041635D08A

CASNO	Target Nuclide	Result +/- 2 s TPU	MDC	Lab Qualifier
14331-83-0	Ac-228	2.42 +/- 0.50	0.54	G
14391-76-5	Ag-110m	-0.07 +/- 0.10	0.20	U,G
14682-66-7	Al-26	-0.02 +/- 0.12	0.24	U,G
14596-10-2	Am-241	0.03 +/- 0.17	0.29	U,G
13966-02-4	Be-7	0.2 +/- 1.0	1.9	U,G
14913-49-6	Bi-212	3.5 +/- 1.7	2.2	G
14733-03-0	Bi-214	1.09 +/- 0.33	0.37	G,J
13982-30-4	Ce-139	0.003 +/- 0.074	0.130	U,G
14762-78-8	Ce-144	-0.42 +/- 0.42	0.80	U,G
14093-03-9	Co-56	0.15 +/- 0.30	0.50	U,G
13981-50-5	Co-57	-0.045 +/- 0.050	0.094	U,G
13981-38-9	Co-58	-0.07 +/- 0.13	0.27	U,G
10198-40-0	Co-60	-0.038 +/- 0.085	0.180	U,G
14392-02-0	Cr-51	0.7 +/- 1.9	3.3	U,G
13967-70-9	Cs-134	0.058 +/- 0.063	0.105	U,G

Comments:

Qualifiers/Flags:

U - Result is less than the sample specific MDC or less than the associated TPU

Y1 - Chemical Yield is in control at 100-110%. Quantitative Yield is assumed.

Y2 - Chemical Yield outside default limits.

LT - Result is less than Requested MDC, greater than sample specific MDC.

M3 - The requested MDC was not met, but the reported activity is greater than the reported MDC.

M - The requested MDC was not met.

SQ - Spectral quality prevents accurate quantitation.

SI - Nuclide identification and/or quantitation is tentative.

TI - Nuclide identification is tentative.

R - Nuclide has exceeded 8 halflives.

G - Sample density differs by more than 15% of LCS density.

Abbreviations:

TPU - Total Propagated Uncertainty (see PAI SOP 743)

MDC - Minimum Detectable Concentration (see PAI SOP 709)

BDL - Below Detection Limit

Data Package ID: *GSS0408173-1*

Gamma Spectroscopy Results

PAI 713 Rev 8

Sample Results

Lab Name: Paragon Analytics
Work Order Number: 0408173
Client Name: New World Technologies
ClientProject ID: Ravenna GA00563

Field ID: SU2-RCS-3
Lab ID: 0408173-17

Library: FANP

Sample Matrix: SOIL
Prep SOP: PAI 739 Rev 8
Date Collected: 06-Aug-04
Date Prepared: 09-Sep-04
Date Analyzed: 23-Sep-04

Prep Batch: GS040909-3
QCBatchID: GS040909-3-1
Run ID: GS040909-3A
Count Time: 30 minutes
Report Basis: Dry Weight

Final Aliquot: 299 g
Prep Basis: Dry Weight
Moisture(%): NA
Result Units: pCi/g
File Name: 041635D08A

CASNO	Target Nuclide	Result +/- 2 s TPU	MDC	Lab Qualifier
10045-97-3	Cs-137	0.13 +/- 0.11	0.17	U,G
14683-23-9	Eu-152	0.32 +/- 0.33	0.49	U,G
15585-10-1	Eu-154	-0.23 +/- 0.46	0.94	U,G
14391-16-3	Eu-155	0.30 +/- 0.21	0.31	U,G
14596-12-4	Fe-59	-0.12 +/- 0.33	0.66	U,G
10043-66-0	I-131	6.1 +/- 4.3	6.2	U,G
13966-00-2	K-40	11.1 +/- 2.7	2.0	G
13966-31-9	Mn-54	-0.044 +/- 0.096	0.189	U,G
13966-32-0	Na-22	-0.048 +/- 0.091	0.192	U,G
14681-63-1	Nb-94	0.036 +/- 0.098	0.170	U,G
13967-76-5	Nb-95	0.03 +/- 0.16	0.29	U,G
15100-28-4	Pa-234m	11 +/- 13	20	U,G
15092-94-1	Pb-212	3.16 +/- 0.48	0.23	G
15067-28-4	Pb-214	1.16 +/- 0.24	0.27	G,J
13967-48-1	Ru-106	0.13 +/- 0.87	1.56	U,G

Comments:

Qualifiers/Flags:

U - Result is less than the sample specific MDC or less than the associated TPU

Y1 - Chemical Yield is in control at 100-110%. Quantitative Yield is assumed.

Y2 - Chemical Yield outside default limits.

LT - Result is less than Requested MDC, greater than sample specific MDC.

M3 - The requested MDC was not met, but the reported activity is greater than the reported MDC.

M - The requested MDC was not met.

SQ - Spectral quality prevents accurate quantitation.

SI - Nuclide identification and/or quantitation is tentative.

TI - Nuclide identification is tentative.

R - Nuclide has exceeded 8 halflives.

G - Sample density differs by more than 15% of LCS density.

Abbreviations:

TPU - Total Propagated Uncertainty (see PAI SOP 743)

MDC - Minimum Detectable Concentration (see PAI SOP 709)

BDL - Below Detection Limit

Data Package ID: *GSS0408173-1*

Gamma Spectroscopy Results

PAI 713 Rev 8

Sample Results

Lab Name: Paragon Analytics
Work Order Number: 0408173
Client Name: New World Technologies
ClientProject ID: Ravenna GA00563

Field ID: SU2-RCS-3
Lab ID: 0408173-17

Library: FANP

Sample Matrix: SOIL
Prep SOP: PAI 739 Rev 8
Date Collected: 06-Aug-04
Date Prepared: 09-Sep-04
Date Analyzed: 23-Sep-04

Prep Batch: GS040909-3
QCBatchID: GS040909-3-1
Run ID: GS040909-3A
Count Time: 30 minutes
Report Basis: Dry Weight

Final Aliquot: 299 g
Prep Basis: Dry Weight
Moisture(%): NA
Result Units: pCi/g
File Name: 041635D08A

CASNO	Target Nuclide	Result +/- 2 s TPU	MDC	Lab Qualifier
14683-10-4	Sb-124	0.09 +/- 0.12	0.19	U,G
14234-35-6	Sb-125	0.24 +/- 0.21	0.36	U,G
13967-63-0	Sc-46	0.05 +/- 0.13	0.22	U,G
15623-47-9	Th-227	-5 +/- 18	30	U,G
15065-10-8	Th-234	3.0 +/- 1.4	2.1	G,TI
14913-50-9	Tl-208	0.96 +/- 0.20	0.15	G
15117-96-1	U-235	0.13 +/- 0.41	0.70	U,G
13982-39-3	Zn-65	-0.27 +/- 0.26	0.54	U,G

Comments:

Qualifiers/Flags:

U - Result is less than the sample specific MDC or less than the associated TPU

Y1 - Chemical Yield is in control at 100-110%. Quantitative Yield is assumed.

Y2 - Chemical Yield outside default limits.

LT - Result is less than Requested MDC, greater than sample specific MDC.

M3 - The requested MDC was not met, but the reported activity is greater than the reported MDC.

M - The requested MDC was not met.

SQ - Spectral quality prevents accurate quantitation.

SI - Nuclide identification and/or quantitation is tentative.

TI - Nuclide identification is tentative.

R - Nuclide has exceeded 8 halflives.

G - Sample density differs by more than 15% of LCS density.

Abbreviations:

TPU - Total Propagated Uncertainty (see PAI SOP 743)

MDC - Minimum Detectable Concentration (see PAI SOP 709)

BDL - Below Detection Limit

Data Package ID: *GSS0408173-1*

Gamma Spectroscopy Results

PAI 713 Rev 8

Sample Results

Lab Name: Paragon Analytics
Work Order Number: 0408173
Client Name: New World Technologies
ClientProject ID: Ravenna GA00563

Field ID: SU2-RCS-4
Lab ID: 0408173-18

Library: FANP

Sample Matrix: SOIL
Prep SOP: PAI 739 Rev 8
Date Collected: 06-Aug-04
Date Prepared: 09-Sep-04
Date Analyzed: 23-Sep-04

Prep Batch: GS040909-3
QCBatchID: GS040909-3-1
Run ID: GS040909-3A
Count Time: 30 minutes
Report Basis: Dry Weight

Final Aliquot: 271 g
Prep Basis: Dry Weight
Moisture(%): NA
Result Units: pCi/g
File Name: 040415D09A

CASNO	Target Nuclide	Result +/- 2 s TPU	MDC	Lab Qualifier
14331-83-0	Ac-228	2.86 +/- 0.57	0.63	G
14391-76-5	Ag-110m	-0.01 +/- 0.12	0.22	U,G
14682-66-7	Al-26	0.014 +/- 0.066	0.131	U,G
14596-10-2	Am-241	-0.4 +/- 2.1	3.8	U,G
13966-02-4	Be-7	0.1 +/- 1.2	2.1	U,G
14913-49-6	Bi-212	2.6 +/- 1.6	2.3	G,TI
14733-03-0	Bi-214	1.17 +/- 0.31	0.31	G,J
13982-30-4	Ce-139	-0.056 +/- 0.097	0.176	U,G
14762-78-8	Ce-144	-0.18 +/- 0.62	1.10	U,G
14093-03-9	Co-56	-0.11 +/- 0.27	0.52	U,G
13981-50-5	Co-57	-0.013 +/- 0.084	0.149	U,G
13981-38-9	Co-58	-0.04 +/- 0.14	0.27	U,G
10198-40-0	Co-60	0.025 +/- 0.089	0.163	U,G
14392-02-0	Cr-51	1.2 +/- 2.1	3.5	U,G
13967-70-9	Cs-134	0.05 +/- 0.14	0.23	U,G

Comments:

Qualifiers/Flags:

U - Result is less than the sample specific MDC or less than the associated TPU

Y1 - Chemical Yield is in control at 100-110%. Quantitative Yield is assumed.

Y2 - Chemical Yield outside default limits.

LT - Result is less than Requested MDC, greater than sample specific MDC.

M3 - The requested MDC was not met, but the reported activity is greater than the reported MDC.

M - The requested MDC was not met.

SQ - Spectral quality prevents accurate quantitation.

SI - Nuclide identification and/or quantitation is tentative.

TI - Nuclide identification is tentative.

R - Nuclide has exceeded 8 halflives.

G - Sample density differs by more than 15% of LCS density.

Abbreviations:

TPU - Total Propagated Uncertainty (see PAI SOP 743)

MDC - Minimum Detectable Concentration (see PAI SOP 709)

BDL - Below Detection Limit

Data Package ID: *GSS0408173-1*

Gamma Spectroscopy Results

PAI 713 Rev 8

Sample Results

Lab Name: Paragon Analytics
Work Order Number: 0408173
Client Name: New World Technologies
ClientProject ID: Ravenna GA00563

Field ID: SU2-RCS-4
Lab ID: 0408173-18

Library: FANP

Sample Matrix: SOIL
Prep SOP: PAI 739 Rev 8
Date Collected: 06-Aug-04
Date Prepared: 09-Sep-04
Date Analyzed: 23-Sep-04

Prep Batch: GS040909-3
QCBatchID: GS040909-3-1
Run ID: GS040909-3A
Count Time: 30 minutes
Report Basis: Dry Weight

Final Aliquot: 271 g
Prep Basis: Dry Weight
Moisture(%): NA
Result Units: pCi/g
File Name: 040415D09A

CASNO	Target Nuclide	Result +/- 2 s TPU	MDC	Lab Qualifier
10045-97-3	Cs-137	0.171 +/- 0.099	0.138	G
14683-23-9	Eu-152	0.50 +/- 0.53	0.84	U,G
15585-10-1	Eu-154	-0.16 +/- 0.49	0.96	U,G
14391-16-3	Eu-155	0.26 +/- 0.40	0.67	U,G
14596-12-4	Fe-59	0.05 +/- 0.36	0.66	U,G
10043-66-0	I-131	2.9 +/- 4.5	7.5	U,G
13966-00-2	K-40	10.2 +/- 2.5	2.1	G
13966-31-9	Mn-54	0.06 +/- 0.10	0.17	U,G
13966-32-0	Na-22	0.079 +/- 0.098	0.160	U,G
14681-63-1	Nb-94	-0.032 +/- 0.090	0.168	U,G
13967-76-5	Nb-95	0.03 +/- 0.15	0.27	U,G
15100-28-4	Pa-234m	0 +/- 14	27	U,G
15092-94-1	Pb-212	3.29 +/- 0.52	0.34	G
15067-28-4	Pb-214	1.06 +/- 0.24	0.28	G,J
13967-48-1	Ru-106	-0.52 +/- 0.86	1.65	U,G

Comments:

Qualifiers/Flags:

U - Result is less than the sample specific MDC or less than the associated TPU

Y1 - Chemical Yield is in control at 100-110%. Quantitative Yield is assumed.

Y2 - Chemical Yield outside default limits.

LT - Result is less than Requested MDC, greater than sample specific MDC.

M3 - The requested MDC was not met, but the reported activity is greater than the reported MDC.

M - The requested MDC was not met.

SQ - Spectral quality prevents accurate quantitation.

SI - Nuclide identification and/or quantitation is tentative.

TI - Nuclide identification is tentative.

R - Nuclide has exceeded 8 halflives.

G - Sample density differs by more than 15% of LCS density.

Abbreviations:

TPU - Total Propagated Uncertainty (see PAI SOP 743)

MDC - Minimum Detectable Concentration (see PAI SOP 709)

BDL - Below Detection Limit

Data Package ID: *GSS0408173-1*

Gamma Spectroscopy Results

PAI 713 Rev 8

Sample Results

Lab Name: Paragon Analytics
Work Order Number: 0408173
Client Name: New World Technologies
ClientProject ID: Ravenna GA00563

Field ID: SU2-RCS-4
Lab ID: 0408173-18

Library: FANP

Sample Matrix: SOIL
Prep SOP: PAI 739 Rev 8
Date Collected: 06-Aug-04
Date Prepared: 09-Sep-04
Date Analyzed: 23-Sep-04

Prep Batch: GS040909-3
QCBatchID: GS040909-3-1
Run ID: GS040909-3A
Count Time: 30 minutes
Report Basis: Dry Weight

Final Aliquot: 271 g
Prep Basis: Dry Weight
Moisture(%): NA
Result Units: pCi/g
File Name: 040415D09A

CASNO	Target Nuclide	Result +/- 2 s TPU	MDC	Lab Qualifier
14683-10-4	Sb-124	0.06 +/- 0.15	0.26	U,G
14234-35-6	Sb-125	0.05 +/- 0.23	0.40	U,G
13967-63-0	Sc-46	-0.09 +/- 0.13	0.26	U,G
15623-47-9	Th-227	-0.1 +/- 1.0	1.7	U,G
15065-10-8	Th-234	2.3 +/- 2.6	4.2	U,G
14913-50-9	Tl-208	0.88 +/- 0.19	0.16	G
15117-96-1	U-235	0.16 +/- 0.52	0.89	U,G
13982-39-3	Zn-65	-0.41 +/- 0.32	0.64	U,G

Comments:

Qualifiers/Flags:

U - Result is less than the sample specific MDC or less than the associated TPU

Y1 - Chemical Yield is in control at 100-110%. Quantitative Yield is assumed.

Y2 - Chemical Yield outside default limits.

LT - Result is less than Requested MDC, greater than sample specific MDC.

M3 - The requested MDC was not met, but the reported activity is greater than the reported MDC.

M - The requested MDC was not met.

SQ - Spectral quality prevents accurate quantitation.

SI - Nuclide identification and/or quantitation is tentative.

TI - Nuclide identification is tentative.

R - Nuclide has exceeded 8 halflives.

G - Sample density differs by more than 15% of LCS density.

Abbreviations:

TPU - Total Propagated Uncertainty (see PAI SOP 743)

MDC - Minimum Detectable Concentration (see PAI SOP 709)

BDL - Below Detection Limit

Data Package ID: *GSS0408173-1*

Gamma Spectroscopy Results

PAI 713 Rev 8

Sample Results

Lab Name: Paragon Analytics
Work Order Number: 0408173
Client Name: New World Technologies
ClientProject ID: Ravenna GA00563

Field ID: SU2-RCS-5
Lab ID: 0408173-19

Library: FANP

Sample Matrix: SOIL
Prep SOP: PAI 739 Rev 8
Date Collected: 06-Aug-04
Date Prepared: 09-Sep-04
Date Analyzed: 23-Sep-04

Prep Batch: GS040909-3
QCBatchID: GS040909-3-1
Run ID: GS040909-3A
Count Time: 30 minutes
Report Basis: Dry Weight

Final Aliquot: 314 g
Prep Basis: Dry Weight
Moisture(%): NA
Result Units: pCi/g
File Name: 040464D05A

CASNO	Target Nuclide	Result +/- 2 s TPU	MDC	Lab Qualifier
14331-83-0	Ac-228	1.48 +/- 0.42	0.50	G
14391-76-5	Ag-110m	0.019 +/- 0.081	0.145	U,G
14682-66-7	Al-26	-0.032 +/- 0.094	0.195	U,G
14596-10-2	Am-241	0.63 +/- 0.76	1.25	U,G
13966-02-4	Be-7	0.3 +/- 1.0	1.8	U,G
14913-49-6	Bi-212	1.8 +/- 1.4	2.1	U,G
14733-03-0	Bi-214	0.97 +/- 0.29	0.31	G,J
13982-30-4	Ce-139	-0.029 +/- 0.072	0.131	U,G
14762-78-8	Ce-144	0.06 +/- 0.44	0.77	U,G
14093-03-9	Co-56	0.33 +/- 0.25	0.37	U,G
13981-50-5	Co-57	0.035 +/- 0.061	0.102	U,G
13981-38-9	Co-58	-0.03 +/- 0.11	0.22	U,G
10198-40-0	Co-60	0.06 +/- 0.10	0.17	U,G
14392-02-0	Cr-51	0.4 +/- 1.7	2.9	U,G
13967-70-9	Cs-134	0.03 +/- 0.12	0.20	U,G

Comments:

Qualifiers/Flags:

U - Result is less than the sample specific MDC or less than the associated TPU

Y1 - Chemical Yield is in control at 100-110%. Quantitative Yield is assumed.

Y2 - Chemical Yield outside default limits.

LT - Result is less than Requested MDC, greater than sample specific MDC.

M3 - The requested MDC was not met, but the reported activity is greater than the reported MDC.

M - The requested MDC was not met.

SQ - Spectral quality prevents accurate quantitation.

SI - Nuclide identification and/or quantitation is tentative.

TI - Nuclide identification is tentative.

R - Nuclide has exceeded 8 halflives.

G - Sample density differs by more than 15% of LCS density.

Abbreviations:

TPU - Total Propagated Uncertainty (see PAI SOP 743)

MDC - Minimum Detectable Concentration (see PAI SOP 709)

BDL - Below Detection Limit

Data Package ID: *GSS0408173-1*

Gamma Spectroscopy Results

PAI 713 Rev 8

Sample Results

Lab Name: Paragon Analytics
Work Order Number: 0408173
Client Name: New World Technologies
ClientProject ID: Ravenna GA00563

Field ID: SU2-RCS-5
Lab ID: 0408173-19

Library: FANP

Sample Matrix: SOIL
Prep SOP: PAI 739 Rev 8
Date Collected: 06-Aug-04
Date Prepared: 09-Sep-04
Date Analyzed: 23-Sep-04

Prep Batch: GS040909-3
QCBatchID: GS040909-3-1
Run ID: GS040909-3A
Count Time: 30 minutes
Report Basis: Dry Weight

Final Aliquot: 314 g
Prep Basis: Dry Weight
Moisture(%): NA
Result Units: pCi/g
File Name: 040464D05A

CASNO	Target Nuclide	Result +/- 2 s TPU	MDC	Lab Qualifier
10045-97-3	Cs-137	0.006 +/- 0.086	0.156	U,G
14683-23-9	Eu-152	0.06 +/- 0.36	0.69	U,G
15585-10-1	Eu-154	-0.04 +/- 0.40	0.78	U,G
14391-16-3	Eu-155	0.17 +/- 0.27	0.44	U,G
14596-12-4	Fe-59	-0.06 +/- 0.30	0.58	U,G
10043-66-0	I-131	-2.8 +/- 3.8	7.6	U,G
13966-00-2	K-40	16.3 +/- 3.1	1.6	G
13966-31-9	Mn-54	0.007 +/- 0.090	0.165	U,G
13966-32-0	Na-22	-0.048 +/- 0.076	0.164	U,G
14681-63-1	Nb-94	-0.005 +/- 0.085	0.156	U,G
13967-76-5	Nb-95	0.05 +/- 0.13	0.23	U,G
15100-28-4	Pa-234m	4 +/- 12	22	U,G
15092-94-1	Pb-212	1.21 +/- 0.27	0.26	G
15067-28-4	Pb-214	1.02 +/- 0.24	0.31	G,J
13967-48-1	Ru-106	-0.11 +/- 0.69	1.31	U,G

Comments:

Qualifiers/Flags:

U - Result is less than the sample specific MDC or less than the associated TPU

Y1 - Chemical Yield is in control at 100-110%. Quantitative Yield is assumed.

Y2 - Chemical Yield outside default limits.

LT - Result is less than Requested MDC, greater than sample specific MDC.

M3 - The requested MDC was not met, but the reported activity is greater than the reported MDC.

M - The requested MDC was not met.

SQ - Spectral quality prevents accurate quantitation.

SI - Nuclide identification and/or quantitation is tentative.

TI - Nuclide identification is tentative.

R - Nuclide has exceeded 8 halflives.

G - Sample density differs by more than 15% of LCS density.

Abbreviations:

TPU - Total Propagated Uncertainty (see PAI SOP 743)

MDC - Minimum Detectable Concentration (see PAI SOP 709)

BDL - Below Detection Limit

Data Package ID: *GSS0408173-1*

Gamma Spectroscopy Results

PAI 713 Rev 8

Sample Results

Lab Name: Paragon Analytics
Work Order Number: 0408173
Client Name: New World Technologies
ClientProject ID: Ravenna GA00563

Field ID: SU2-RCS-5
Lab ID: 0408173-19

Library: FANP

Sample Matrix: SOIL
Prep SOP: PAI 739 Rev 8
Date Collected: 06-Aug-04
Date Prepared: 09-Sep-04
Date Analyzed: 23-Sep-04

Prep Batch: GS040909-3
QCBatchID: GS040909-3-1
Run ID: GS040909-3A
Count Time: 30 minutes
Report Basis: Dry Weight

Final Aliquot: 314 g
Prep Basis: Dry Weight
Moisture(%): NA
Result Units: pCi/g
File Name: 040464D05A

CASNO	Target Nuclide	Result +/- 2 s TPU	MDC	Lab Qualifier
14683-10-4	Sb-124	-0.13 +/- 0.15	0.29	U,G
14234-35-6	Sb-125	-0.06 +/- 0.19	0.36	U,G
13967-63-0	Sc-46	0 +/- 0.10	0.20	U,G
15623-47-9	Th-227	0 +/- 0.75	1.29	U,G
15065-10-8	Th-234	1.2 +/- 1.9	3.1	U,G
14913-50-9	Tl-208	0.36 +/- 0.12	0.13	G
15117-96-1	U-235	-0.05 +/- 0.42	0.74	U,G
13982-39-3	Zn-65	-0.43 +/- 0.29	0.59	U,G

Comments:

Qualifiers/Flags:

U - Result is less than the sample specific MDC or less than the associated TPU

Y1 - Chemical Yield is in control at 100-110%. Quantitative Yield is assumed.

Y2 - Chemical Yield outside default limits.

LT - Result is less than Requested MDC, greater than sample specific MDC.

M3 - The requested MDC was not met, but the reported activity is greater than the reported MDC.

M - The requested MDC was not met.

SQ - Spectral quality prevents accurate quantitation.

SI - Nuclide identification and/or quantitation is tentative.

TI - Nuclide identification is tentative.

R - Nuclide has exceeded 8 halflives.

G - Sample density differs by more than 15% of LCS density.

Abbreviations:

TPU - Total Propagated Uncertainty (see PAI SOP 743)

MDC - Minimum Detectable Concentration (see PAI SOP 709)

BDL - Below Detection Limit

Data Package ID: *GSS0408173-1*

Gamma Spectroscopy Results

PAI 713 Rev 8

Sample Results

Lab Name: Paragon Analytics
Work Order Number: 0408173
Client Name: New World Technologies
ClientProject ID: Ravenna GA00563

Field ID: SU2-RCS-6
Lab ID: 0408173-20

Library: FANP

Sample Matrix: SOIL
Prep SOP: PAI 739 Rev 8
Date Collected: 06-Aug-04
Date Prepared: 09-Sep-04
Date Analyzed: 23-Sep-04

Prep Batch: GS040909-3
QCBatchID: GS040909-3-1
Run ID: GS040909-3A
Count Time: 30 minutes
Report Basis: Dry Weight

Final Aliquot: 330 g
Prep Basis: Dry Weight
Moisture(%): NA
Result Units: pCi/g
File Name: 041636D08A

CASNO	Target Nuclide	Result +/- 2 s TPU	MDC	Lab Qualifier
14331-83-0	Ac-228	1.77 +/- 0.42	0.55	G
14391-76-5	Ag-110m	-0.036 +/- 0.082	0.159	U,G
14682-66-7	Al-26	-0.034 +/- 0.089	0.190	U,G
14596-10-2	Am-241	-0.09 +/- 0.15	0.27	U,G
13966-02-4	Be-7	0 +/- 0.99	1.81	U,G
14913-49-6	Bi-212	1.8 +/- 1.1	1.3	G
14733-03-0	Bi-214	0.99 +/- 0.26	0.25	G,J
13982-30-4	Ce-139	-0.054 +/- 0.066	0.124	U,G
14762-78-8	Ce-144	-0.18 +/- 0.34	0.62	U,G
14093-03-9	Co-56	-0.03 +/- 0.24	0.46	U,G
13981-50-5	Co-57	-0.004 +/- 0.045	0.081	U,G
13981-38-9	Co-58	-0.09 +/- 0.12	0.25	U,G
10198-40-0	Co-60	-0.015 +/- 0.072	0.149	U,G
14392-02-0	Cr-51	-0.1 +/- 1.7	3.1	U,G
13967-70-9	Cs-134	0.073 +/- 0.056	0.124	U,G

Comments:

Qualifiers/Flags:

U - Result is less than the sample specific MDC or less than the associated TPU

Y1 - Chemical Yield is in control at 100-110%. Quantitative Yield is assumed.

Y2 - Chemical Yield outside default limits.

LT - Result is less than Requested MDC, greater than sample specific MDC.

M3 - The requested MDC was not met, but the reported activity is greater than the reported MDC.

M - The requested MDC was not met.

SQ - Spectral quality prevents accurate quantitation.

SI - Nuclide identification and/or quantitation is tentative.

TI - Nuclide identification is tentative.

R - Nuclide has exceeded 8 halflives.

G - Sample density differs by more than 15% of LCS density.

Abbreviations:

TPU - Total Propagated Uncertainty (see PAI SOP 743)

MDC - Minimum Detectable Concentration (see PAI SOP 709)

BDL - Below Detection Limit

Data Package ID: *GSS0408173-1*

Gamma Spectroscopy Results

PAI 713 Rev 8

Sample Results

Lab Name: Paragon Analytics
Work Order Number: 0408173
Client Name: New World Technologies
ClientProject ID: Ravenna GA00563

Field ID: SU2-RCS-6
Lab ID: 0408173-20

Library: FANP

Sample Matrix: SOIL
Prep SOP: PAI 739 Rev 8
Date Collected: 06-Aug-04
Date Prepared: 09-Sep-04
Date Analyzed: 23-Sep-04

Prep Batch: GS040909-3
QCBatchID: GS040909-3-1
Run ID: GS040909-3A
Count Time: 30 minutes
Report Basis: Dry Weight

Final Aliquot: 330 g
Prep Basis: Dry Weight
Moisture(%): NA
Result Units: pCi/g
File Name: 041636D08A

CASNO	Target Nuclide	Result +/- 2 s TPU	MDC	Lab Qualifier
10045-97-3	Cs-137	0.013 +/- 0.089	0.160	U,G
14683-23-9	Eu-152	0.04 +/- 0.35	0.68	U,G
15585-10-1	Eu-154	-0.43 +/- 0.44	0.94	U,G
14391-16-3	Eu-155	0.04 +/- 0.16	0.29	U,G
14596-12-4	Fe-59	-0.03 +/- 0.30	0.58	U,G
10043-66-0	I-131	2.0 +/- 3.9	6.6	U,G
13966-00-2	K-40	13.2 +/- 2.7	1.5	G
13966-31-9	Mn-54	-0.054 +/- 0.091	0.180	U,G
13966-32-0	Na-22	-0.065 +/- 0.098	0.202	U,G
14681-63-1	Nb-94	0 +/- 0.084	0.154	U,G
13967-76-5	Nb-95	-0.04 +/- 0.12	0.23	U,G
15100-28-4	Pa-234m	14 +/- 13	19	U,G
15092-94-1	Pb-212	2.14 +/- 0.35	0.19	G
15067-28-4	Pb-214	1.10 +/- 0.24	0.25	G,J
13967-48-1	Ru-106	-0.44 +/- 0.78	1.52	U,G

Comments:

Qualifiers/Flags:

U - Result is less than the sample specific MDC or less than the associated TPU

Y1 - Chemical Yield is in control at 100-110%. Quantitative Yield is assumed.

Y2 - Chemical Yield outside default limits.

LT - Result is less than Requested MDC, greater than sample specific MDC.

M3 - The requested MDC was not met, but the reported activity is greater than the reported MDC.

M - The requested MDC was not met.

SQ - Spectral quality prevents accurate quantitation.

SI - Nuclide identification and/or quantitation is tentative.

TI - Nuclide identification is tentative.

R - Nuclide has exceeded 8 halflives.

G - Sample density differs by more than 15% of LCS density.

Abbreviations:

TPU - Total Propagated Uncertainty (see PAI SOP 743)

MDC - Minimum Detectable Concentration (see PAI SOP 709)

BDL - Below Detection Limit

Data Package ID: *GSS0408173-1*

Gamma Spectroscopy Results

PAI 713 Rev 8

Sample Results

Lab Name: Paragon Analytics
Work Order Number: 0408173
Client Name: New World Technologies
ClientProject ID: Ravenna GA00563

Field ID: SU2-RCS-6
Lab ID: 0408173-20

Library: FANP

Sample Matrix: SOIL
Prep SOP: PAI 739 Rev 8
Date Collected: 06-Aug-04
Date Prepared: 09-Sep-04
Date Analyzed: 23-Sep-04

Prep Batch: GS040909-3
QCBatchID: GS040909-3-1
Run ID: GS040909-3A
Count Time: 30 minutes
Report Basis: Dry Weight

Final Aliquot: 330 g
Prep Basis: Dry Weight
Moisture(%): NA
Result Units: pCi/g
File Name: 041636D08A

CASNO	Target Nuclide	Result +/- 2 s TPU	MDC	Lab Qualifier
14683-10-4	Sb-124	0.02 +/- 0.12	0.21	U,G
14234-35-6	Sb-125	0.16 +/- 0.18	0.33	U,G
13967-63-0	Sc-46	0.03 +/- 0.10	0.19	U,G
15623-47-9	Th-227	2 +/- 10	16	U,G
15065-10-8	Th-234	3.0 +/- 1.1	2.2	G
14913-50-9	Tl-208	0.65 +/- 0.16	0.13	G
15117-96-1	U-235	0.18 +/- 0.33	0.55	U,G
13982-39-3	Zn-65	0.06 +/- 0.35	0.62	U,G

Comments:

Qualifiers/Flags:

U - Result is less than the sample specific MDC or less than the associated TPU

Y1 - Chemical Yield is in control at 100-110%. Quantitative Yield is assumed.

Y2 - Chemical Yield outside default limits.

LT - Result is less than Requested MDC, greater than sample specific MDC.

M3 - The requested MDC was not met, but the reported activity is greater than the reported MDC.

M - The requested MDC was not met.

SQ - Spectral quality prevents accurate quantitation.

SI - Nuclide identification and/or quantitation is tentative.

TI - Nuclide identification is tentative.

R - Nuclide has exceeded 8 halflives.

G - Sample density differs by more than 15% of LCS density.

Abbreviations:

TPU - Total Propagated Uncertainty (see PAI SOP 743)

MDC - Minimum Detectable Concentration (see PAI SOP 709)

BDL - Below Detection Limit

Data Package ID: *GSS0408173-1*

PARAGON ANALYTICS
225 Commerce Drive ◆ Fort Collins, CO 80524 ◆ (800) 443-1511 ◆ (970) 490-1511 ◆ FAX (970) 490-1522

September 29, 2004

Mr. Dan Spicuzza
New World Technology
322 Albert Street
Turtle Creek, PA 15145

Re: Paragon Workorder: 04-08-174
Client Project Name: Ravenna
Client Project Number: GA00563

Dear Mr. Spicuzza:

Eleven soil samples were received from New World Technology on August 18, 2004. The samples were scheduled for Gamma Spectroscopy (pages 1-239) analysis. The results for this analysis are contained in the enclosed reports.

Thank you for your confidence in Paragon Analytics. Should you have any questions, please call.

Sincerely,

Paragon Analytics
Lance Steere
Senior Project Manager

LRS/ja
Enclosure: Report

Paragon Analytics

Sample Number(s) Cross-Reference Table

Paragon OrderNum: 0408174
Client Name: New World Technologies
Client Project Name: Ravenna
Client Project Number: GA00563
Client PO Number: 40149

Client Sample	Lab Sample Number	COC Number	Matrix	Date Collected	Time Collected
SU5-RCS-1	0408174-1		SOIL	03-Aug-04	15:00
SU5-RCS-2	0408174-2		SOIL	03-Aug-04	15:10
SU3-RCS-1	0408174-3		SOIL	04-Aug-04	13:10
SU3-RCS-2	0408174-4		SOIL	04-Aug-04	13:15
SU3-RCS-3	0408174-5		SOIL	04-Aug-04	13:20
SU3-RCS-4	0408174-6		SOIL	04-Aug-04	13:25
SU3-RCS-5	0408174-7		SOIL	04-Aug-04	13:30
SU3-RCS-6	0408174-8		SOIL	04-Aug-04	13:40
SU3-RCS-7	0408174-9		SOIL	04-Aug-04	13:50
SU4-RCS-1	0408174-10		SOIL	04-Aug-04	14:10
SU4-RCS-2	0408174-11		SOIL	04-Aug-04	14:20

Paragon Analytics, Inc.

225 Commerce Drive Fort Collins, CO 80524
800-443-1511 or (970) 490-1511 (970) 490-1522 Fax

Accession Number (LAB ID) 0408174

Chain-of-Custody

Date 8-12-04 Page 3 of 4

Project Name / No.: Paducah (GAOSE) Sampler(s): Kowalski (circle one) Turnaround: Standard or Rush (Due 9-13-04) Dispose or Return to Client

Report To:
Phone:
Fax: See
Company:
Address: Page 1 of 4

circle method or specify under comments

Sample ID	Date	Time *	Lab ID	Matrix	No. of Containers	VOCs SW8260B E624 E524.2 OLMO__	BTEX (only) SW8021B	SVOCs SW8270C E625 E525 OLMO__	OC Pesticides SW8081A E608 E508 OLMO__	PCBs SW8082 E608 E508 OLMO__	OP Pesticides SW8141A E614	Herbicides SW8151A E615	TCLP Organics SW1311 8260B 8270C 8081A 8151A	TCLP Metals SW 1311 6010B 7471	Total Metals SW6010B 7470 7471 E200 ILMO__	Dissolved Metals SW6010B 7470 E200 ILMO__	Reactive CN / S SW846 Chapter 7	Hexavalent Chromium SW7196A Alkaline Digest? Y / N	Inorganic Anions ** SW9056 E300.0	pH SW9040B 9045C	Oil & Grease SW9071A E413.2	TPH GRO DRO SW8015B (both)	TOX SW9020B	Gross Alpha / Beta SW9310 E900.0	Actinides by PAI SOP (circle): Pu / U / Am / Th / Cm	Total Uranium by KPA D5174-91	Tritium E906.0	Total Alpha-Emitting Radium SW9315 E903.0	Radium 226 SW9315 E903.0 Radium 228 SW9320 E904.0	Strontium 89 D5811-95 Strontium 90 D5811-95	Gamma Isotopes ** E901.1		
SU3-C0	8-11-04	1415	13	S	1																										X		
SU3-J0		1345	14	S	1																										X		
SU3-G2		1305	15	S	1																										X		
SU3-G3		1300	16	S	1																										X		
SU3-E1		1410	17	S	1																										X		
SU3-C1		1415	18	S	1																										X		
SU3-B1		1430	19	S	1																										X		
SU3-B0		1430	20	S	1																										X		
SU5-RCS-1	8-30-04	1500	1	S	1																										X		
SU5-RCS-2		1510	2	S	1																										X		

Comments: S-Soil

Relinquished By: (1)	Relinquished By: (2)
Signature [signature]	Signature
Printed Name [illegible]	Printed Name
Date 8-16-04 Time 0800	Date Time
Company [illegible]	Company

Received By: (1)	Received By: (2)
Signature [signature]	Signature
Printed Name [illegible]	Printed Name
Date 8-18-04 Time 1000	Date Time
Company PA	Company

Form 02r4.xls (1/3/01)

* Time Zone (circle one): EST CST MST PST ** Indicate specific analytes under comments. Distribution: white / yellow (Paragon); pink retained by originator.

Paragon Analytics, Inc.
225 Commerce Drive Fort Collins, CO 80524
800-443-1511 or (970) 490-1511 (970) 490-1522 Fax

Accession Number (LAB ID) 0408174

Chain-of-Custody

Date 8-17-04 Page 4 of 4

Project Name / No.: Pinewood 16A00563 Sampler(s): [illegible] (circle one) Turnaround: Standard or Rush (Due 9-13-04) Dispose or Return to Client

Report To:
Phone:
Fax: See
Company:
Address: Page 1 of 4.

circle method or specify under comments

Sample ID	Date	Time *	Lab ID	Matrix	No. of Containers	VOCs SW8260B E624 E524.2 OLMO__	BTEX (only) SW8021B	SVOCs SW8270C E625 E525 OLMO__	OC Pesticides SW8081A E608 E508 OLMO__	PCBs SW8082 E608 E508 OLMO__	OP Pesticides SW8141A E614	Herbicides SW8151A E615	TCLP Organics SW1311 8260B 8270C 8081A 8151A	TCLP Metals SW 1311 6010B 7471	Total Metals SW6010B 7470 7471 E200 ILMO__	Dissolved Metals SW6010B 7470 E200 ILMO__	Reactive CN / S SW846 Chapter 7	Hexavalent Chromium SW7196A Alkaline Digest? Y / N	Inorganic Anions ** SW9056 E300.0	pH SW9040B 9045C	Oil & Grease SW9071A E413 2	TPH GRO DRO SW8015B (both)	TOX SW9020B	Gross Alpha / Beta SW9310 E900 0	Actinides by PAI SOP (circle): Pu / U / Am / Th / Cm	Total Uranium by KPA D5174-91	Tritium E906.0	Total Alpha-Emitting Radium SW9315 E903.0	Radium 226 SW9315 E903.0 Radium 228 SW9320 E904.0	Strontium 89 D5811-95 Strontium 90 D5811-95	Gamma Isotopes ** E901.1	
SU3-RCS-1	8-16-04	1310	3	S	1																										X	
SU3-RCS-2		1315	4	S	1																										X	
SU3-RCS-3		1320	5	S	1																										X	
SU3-RCS-4		1325	6	S	1																										X	
SU3-RCS-5		1330	7	S	1																										X	
SU3-RCS-6		1340	8	S	1																										X	
SU3-RCS-7		1350	9	S	1																										X	
SU4-RCS-1		1410	10	S	1																										X	
SU4-RCS-2		1420	11	S	1																										X	
				S	1	NA																										

Comments: S-Soil.

Relinquished By: (1)	Relinquished By: (2)
Signature [signature]	Signature
Printed Name [illegible]	Printed Name
Date 8-16-04 Time 0800	Date Time
Company [illegible]	Company
Received By: (1)	**Received By: (2)**
Signature [signature]	Signature
Printed Name [illegible]	Printed Name
Date 8-18-04 Time 1000	Date Time
Company	Company

Form 202r4.xls (1/3/01)

* Time Zone (circle one): EST CST MST PST

** Indicate specific analytes under comments.

Distribution: white / yellow (Paragon); pink retained by originator.

Paragon Analytics

CONDITION OF SAMPLE UPON RECEIPT FORM

Client: NWT Workorder No: 0408174

Project Manager: LS Initials: [illegible] Date: 8-18-04

1. Does this project require any **special handling** in addition to standard Paragon procedures?		YES	NO
2. Is **pre-screening** required per SOP 008?		YES	NO
3. Are custody **seals** on **shipping containers** intact?	N/A	YES	NO
4. Are custody **seals** on **sample containers** intact?	N/A	YES	NO
5. Is there a **COC (Chain-of-Custody) present** or other representative documents?		YES	NO
6. Is the **COC** (if applicable) **complete and legible**?	N/A	YES	NO
7. Are **bottle IDs legible** and in **agreement** with **COC sample IDs**?	N/A	YES	NO
8. Is the COC in agreement with samples received? (**# of samples, # of containers, matrix**)	N/A	YES	NO
9. Were **airbills** present and/or removable?	N/A	YES	NO
10. Are all **aqueous samples** requiring preservation **preserved correctly**? (excluding volatile organics)	N/A	YES	NO
11. Are all aqueous **non-preserved samples** at the **correct pH**?	N/A	YES	NO
12. Is there **sufficient sample** for the requested analyses?		YES	NO
13. Were all samples placed in the **proper containers** for the requested analyses?		YES	NO
14. Are all samples within **holding times** for the requested analyses?		YES	NO
15. Were all sample containers received **intact**? (not broken or leaking, etc.)		YES	NO
16. Are all samples requiring no headspace (volatiles, reactive cyanide/sulfide, radon), headspace free? **Size of bubble**: ____ < green pea ____ > green pea	N/A	YES	NO
17. Were samples checked for and free from the presence of **residual chlorine?** (Applicable when PM has indicated samples are from a chlorinated water source; note if field preservation with sodium thiosulfate was not observed.)	N/A	YES	NO
18. Were the sample(s) **shipped on ice**?	N/A	YES	NO
19. Were cooler temperatures measured at 0.1-6.0°C? **IR gun used*: #1 #2**	N/A	YES	NO

*IR Gun #1: Raytek, SN SC-PM3/T29403	Cooler #'s	1						
*IR Gun #2: Oakton, SN 2SCIR1201	Temperature	NA						
	No. of custody seals	1						
DOT Survey/ Acceptance Information	External µR/hr reading	16						
	Background µR/hr reading	13						

Were external µR/hr readings ≤ two times background and within DOT acceptance criteria? **YES / NO** (If no, see Form 008.)

Additional Information: PROVIDE DETAILS BELOW FOR A NO RESPONSE TO ANY QUESTION ABOVE EXCEPT #1 AND #2.

If applicable, was the client contacted? **YES / NO / NA** Contact Name: _____ Date/Time: _____

Project Manager Signature/ Date: [illegible] 8/6/04

emp: 338466 16AUG04

FedEx.

** 2DAY **

WED

Master 8366 8127 5132 FORM 0200

Deliver By:
18AUG04
AA

0003/0003 MPS#:8233 6392 7511 FORM 0260

DEN

80524 CO-US

TC FTCA

Paragon Analytics

Radiochemistry Case Narrative
Gamma Spectroscopy

New World Technologies

Ravenna / GA00563

Paragon Work Order 0408174

1. This report consists of analysis results for eleven soil samples received by Paragon Analytics on 8/18/04. The analysis results for these samples are reported on a 'dry weight' basis in units of pCi/gram.
2. These samples were prepared according to Paragon Analytics procedure PA SOP739R8.
3. The samples were analyzed for the presence of gamma emitting radionuclides according to Paragon Analytics procedure PA SOP713R8. The analyses were completed on 9/27/04.
4. Sample volumes were insufficient to allow preparation of duplicates. Duplicate analyses of samples SU5-RCS-1 and SU4-RCS-2 (PA ID 0408174-1 and -11) were performed in lieu of prepared duplicates.
5. Activity concentrations above the calculated MDC are reported in some instances where minimum nuclide identification criteria are not met. Such tentative identifications result when the software attempts to calculate net activity concentrations for analytes where either one or both of the following criteria are not satisfied: the 'diagnostic' peak for a nuclide must be identified above the critical level, or the minimum library peak abundance must be attained. Nuclides not meeting these requirements have been flagged with a "TI" qualifier.
6. Paragon Analytics has found there to be a significant low bias to Pb-214 and Bi-214 results when using a mixed nuclide gamma source for efficiency calibrations. The magnitude of this bias has been determined to be approximately 32% for Bi-214, and 23% for Pb-214. Therefore, any reported results for Pb-214 and Bi-214 are flagged with a "J" qualifier, indicating the activity values to be an estimated value. Results are reported without further qualification.
7. There are cases where the sample density is less than the associated calibration standard density. Cases that exceed the limit of +/- 15% of the density of the calibration standard are flagged with a 'G', denoting a significant density difference between the sample and calibration standard. Consequently, the results may be biased high for the flagged results in this work order. If requested, Paragon Analytics will perform a transmission spike in order to estimate a magnitude of this bias. The results are reported without further qualification.
8. There are cases where the magnitude of negative activity is greater than the 2-sigma TPU. Under typical conditions, where background data is normally distributed and analyzed by paired observations, this event is likely to occur at least 2.5% of the time. Review of the data does not indicate a problem with the instrument or reporting systems and results are reported without further qualification.

9. Paragon Analytics follows the convention outlined in ANSI N42.23 for reporting significant digits in the TPU and MDC results. ANSI N42.23 states that the TPU result should be rounded to two significant digits and that the MDC result should be rounded to the same decimal place as the TPU result. In practice, this could result in an MDC result with a reported value of 0 for samples with significant activity, including the batch laboratory control sample.

10. No problems were encountered with either the client samples or the associated quality control samples. All quality control criteria were met.

The data contained in the following report have been reviewed and approved by the personnel listed below. In addition, Paragon Analytics certifies that the analyses reported herein are true, complete and correct within the limits of the methods employed.

Leah Balko — 9/28/04
Radiochemistry Instrument Technician — Date

9-28-04
Radiochemistry Final Data Review — Date

PARAGON ANALYTICS
Radiochemistry Data Package

Section 1

SAMPLE RESULTS SUMMARY

A summary report is not provided.

Please refer to the individual sample results data in Section 3.

PARAGON ANALYTICS

Radiochemistry Data Package

Section 2

QC RESULTS SUMMARY

Gamma Spectroscopy Results

PAI 713 Rev 8

Method Blank Results

Lab Name: Paragon Analytics
Work Order Number: 0408174
Client Name: New World Technologies
ClientProject ID: Ravenna GA00563

Lab ID: GS040910-5MB

Sample Matrix: SOIL
Prep SOP: PAI 739 Rev 8
Date Collected: 10-Sep-04
Date Prepared: 10-Sep-04
Date Analyzed: 27-Sep-04

Prep Batch: GS040910-5
QCBatchID: GS040910-5-1
Run ID: gs040910-5a
Count Time: 30 minutes

Final Aliquot: 500 g
Result Units: pCi/g
File Name: 040482D05A

Library: FANP

CASNO	Target Nuclide	Result +/- 2 s TPU	MDC	Lab Qualifier
14331-83-0	Ac-228	-0.03 +/- 0.15	0.29	U
14391-76-5	Ag-110m	-0.003 +/- 0.030	0.059	U
14682-66-7	Al-26	-0.030 +/- 0.051	0.113	U
14596-10-2	Am-241	0.02 +/- 0.22	0.42	U
13966-02-4	Be-7	-0.05 +/- 0.29	0.55	U
14913-49-6	Bi-212	0.10 +/- 0.42	0.78	U
14733-03-0	Bi-214	0.035 +/- 0.094	0.164	U,J
13982-30-4	Ce-139	-0.009 +/- 0.019	0.038	U
14762-78-8	Ce-144	0.02 +/- 0.14	0.26	U
14093-03-9	Co-56	0.010 +/- 0.051	0.099	U
13981-50-5	Co-57	0.010 +/- 0.019	0.032	U
13981-38-9	Co-58	0.009 +/- 0.032	0.060	U
10198-40-0	Co-60	0.023 +/- 0.038	0.065	U
14392-02-0	Cr-51	-0.14 +/- 0.20	0.43	U
13967-70-9	Cs-134	0.009 +/- 0.041	0.074	U

Comments:

Qualifiers/Flags:

U - Result is less than the sample specific MDC or less than the associated TPU
Y1 - Chemical Yield is in control at 100-110%. Quantitative Yield is assumed.
Y2 - Chemical Yield outside default limits.
LT - Result is less than Requested MDC, greater than sample specific MDC.
SQ - Spectral quality prevents accurate quantitation.
SI - Nuclide identification and/or quantitation is tentative.
TI - Nuclide identification is tentative.
R - Nuclide has exceeded 8 halflives.
M - Requested MDC not met.
B - Analyte concentration greater than MDC.
B3 - Analyte concentration greater than MDC but less than Requested MDC.

Abbreviations:

TPU - Total Propagated Uncertainty (see PAI SOP 743)
MDC - Minimum Detectable Concentration (see PAI SOP 709)
BDL - Below Detection Limit

Data Package ID: *GSS0408174-1*

Gamma Spectroscopy Results

PAI 713 Rev 8

Method Blank Results

Lab Name: Paragon Analytics
Work Order Number: 0408174
Client Name: New World Technologies
ClientProject ID: Ravenna GA00563

Lab ID: GS040910-5MB

Sample Matrix: SOIL
Prep SOP: PAI 739 Rev 8
Date Collected: 10-Sep-04
Date Prepared: 10-Sep-04
Date Analyzed: 27-Sep-04

Prep Batch: GS040910-5
QCBatchID: GS040910-5-1
Run ID: gs040910-5a
Count Time: 30 minutes

Final Aliquot: 500 g
Result Units: pCi/g
File Name: 040482D05A

Library: FANP

CASNO	Target Nuclide	Result +/- 2 s TPU	MDC	Lab Qualifier
10045-97-3	Cs-137	0.023 +/- 0.034	0.057	U
14683-23-9	Eu-152	0.01 +/- 0.16	0.32	U
15585-10-1	Eu-154	0.07 +/- 0.16	0.29	U
14391-16-3	Eu-155	0.065 +/- 0.088	0.145	U
14596-12-4	Fe-59	0.048 +/- 0.053	0.080	U
10043-66-0	I-131	-0.023 +/- 0.033	0.066	U
13966-00-2	K-40	-0.16 +/- 0.51	1.03	U
13966-31-9	Mn-54	0.021 +/- 0.033	0.057	U
13966-32-0	Na-22	0.003 +/- 0.025	0.052	U
14681-63-1	Nb-94	-0.017 +/- 0.037	0.075	U
13967-76-5	Nb-95	0.004 +/- 0.033	0.063	U
15100-28-4	Pa-234m	2.9 +/- 4.2	6.8	U
15092-94-1	Pb-212	0.026 +/- 0.064	0.111	U
15067-28-4	Pb-214	-0.012 +/- 0.067	0.128	U,J
13967-48-1	Ru-106	0.13 +/- 0.33	0.59	U

Comments:

Qualifiers/Flags:

U - Result is less than the sample specific MDC or less than the associated TPU
Y1 - Chemical Yield is in control at 100-110%. Quantitative Yield is assumed.
Y2 - Chemical Yield outside default limits.
LT - Result is less than Requested MDC, greater than sample specific MDC.
SQ - Spectral quality prevents accurate quantitation.
SI - Nuclide identification and/or quantitation is tentative.
TI - Nuclide identification is tentative.
R - Nuclide has exceeded 8 halflives.
M - Requested MDC not met.
B - Analyte concentration greater than MDC.
B3 - Analyte concentration greater than MDC but less than Requested MDC.

Abbreviations:

TPU - Total Propagated Uncertainty (see PAI SOP 743)
MDC - Minimum Detectable Concentration (see PAI SOP 709)
BDL - Below Detection Limit

Data Package ID: *GSS0408174-1*

Gamma Spectroscopy Results

PAI 713 Rev 8

Method Blank Results

Lab Name: Paragon Analytics
Work Order Number: 0408174
Client Name: New World Technologies
ClientProject ID: Ravenna GA00563

Lab ID: GS040910-5MB

Sample Matrix: SOIL
Prep SOP: PAI 739 Rev 8
Date Collected: 10-Sep-04
Date Prepared: 10-Sep-04
Date Analyzed: 27-Sep-04

Prep Batch: GS040910-5
QCBatchID: GS040910-5-1
Run ID: gs040910-5a
Count Time: 30 minutes

Final Aliquot: 500 g
Result Units: pCi/g
File Name: 040482D05A

Library: FANP

CASNO	Target Nuclide	Result +/- 2 s TPU	MDC	Lab Qualifier
14683-10-4	Sb-124	0.040 +/- 0.038	0.059	U
14234-35-6	Sb-125	0.047 +/- 0.077	0.130	U
13967-63-0	Sc-46	-0.012 +/- 0.035	0.072	U
15623-47-9	Th-227	-0.09 +/- 0.23	0.42	U
15065-10-8	Th-234	-0.02 +/- 0.52	0.95	U
14913-50-9	Tl-208	-0.012 +/- 0.033	0.067	U
15117-96-1	U-235	-0.05 +/- 0.16	0.30	U
13982-39-3	Zn-65	-0.032 +/- 0.059	0.137	U

Comments:

Qualifiers/Flags:

U - Result is less than the sample specific MDC or less than the associated TPU
Y1 - Chemical Yield is in control at 100-110%. Quantitative Yield is assumed.
Y2 - Chemical Yield outside default limits.
LT - Result is less than Requested MDC, greater than sample specific MDC.
SQ - Spectral quality prevents accurate quantitation.
SI - Nuclide identification and/or quantitation is tentative.
TI - Nuclide identification is tentative.
R - Nuclide has exceeded 8 halflives.
M - Requested MDC not met.
B - Analyte concentration greater than MDC.
B3 - Analyte concentration greater than MDC but less than Requested MDC.

Abbreviations:

TPU - Total Propagated Uncertainty (see PAI SOP 743)
MDC - Minimum Detectable Concentration (see PAI SOP 709)
BDL - Below Detection Limit

Data Package ID: *GSS0408174-1*

Gamma Spectroscopy Results

PAI 713 Rev 8

Laboratory Control Sample(s)

Lab Name: Paragon Analytics
Work Order Number: 0408174
Client Name: New World Technologies
ClientProject ID: Ravenna GA00563

Lab ID: GS040910-5LCS

Sample Matrix: SOIL
Prep SOP: PAI 739 Rev 8
Date Collected: 10-Sep-04
Date Prepared: 10-Sep-04
Date Analyzed: 27-Sep-04

Prep Batch: GS040910-5
QCBatchID: GS040910-5-1
Run ID: gs040910-5a
Count Time: 30 minutes

Final Aliquot: 500 g
Result Units: pCi/g
File Name: 040746D06A

Library: ANALYTICAL

CASNO	Target Nuclide	Results +/- 2s TPU	MDC	Spike Added	% Rec	Control Limits	Lab Qualifier
14596-10-2	Am-241	195 +/- 24	8	212	92.3	85 - 115	P
10198-40-0	Co-60	112 +/- 13	0	115	96.8	85 - 115	P
10045-97-3	Cs-137	82.0 +/- 9.7	0.6	85.1	96.3	85 - 115	P

Comments:

Qualifiers/Flags:

U - Result is less than the sample specific MDC or less than the associated TPU
LT - Result is less than Requested MDC, greater than sample specific MDC.
Y1 - Chemical Yield is in control at 100-110%. Quantitative Yield is assumed.
Y2 - Chemical Yield outside default limits.
L - LCS Recovery below lower control limit.
H - LCS Recovery above upper control limit.
P - LCS Recovery within control limits.
M - The requested MDC was not met.
M3 - The requested MDC was not met, but thereported activity is greater than the reported MDC.

Abbreviations:

TPU - Total Propagated Uncertainty (see PAI SOP 743)
MDC - Minimum Detectable Concentration (see PAI SOP 709)

SQ - Spectral quality prevents accurate quantitation.
SI - Nuclide identification and/or quantitation is tentative.
TI - Nuclide identification is tentative.
R - Nuclide has exceeded 8 halflives.

Data Package ID: *GSS0408174-1*

Gamma Spectroscopy Results

PAI 713 Rev 8

Duplicate Sample Results (DER)

Lab Name: Paragon Analytics
Work Order Number: 0408174
Client Name: New World Technologies
ClientProject ID: Ravenna GA00563

Field ID: SU5-RCS-1
Lab ID: 0408174-1DUP

Library: FANP

Sample Matrix: SOIL
Prep SOP: PAI 739 Rev 8
Date Collected: 03-Aug-04
Date Prepared: 10-Sep-04
Date Analyzed: 27-Sep-04

Prep Batch: GS040910-5
QCBatchID: GS040910-5-1
Run ID: gs040910-5a
Count Time: 30 minutes
Report Basis: Dry Weight

Final Aliquot: 370 g
Prep Basis: Dry Weight
Moisture(%): NA
Result Units: pCi/g
File Name: 041600D03A

CASNO	Analyte	Sample Result +/- 2s TPU	Duplicate Result +/- 2s TPU	DER	Control Limit	Lab Qualifiers
14331-83-0	Ac-228	2.39 +/- 0.46	2.12 +/- 0.34	0.47	2.13	G
14391-76-5	Ag-110m	-0.018 +/- 0.071	-0.009 +/- 0.079	0.09	2.13	U,G
14682-66-7	Al-26	-0.021 +/- 0.072	-0.005 +/- 0.031	0.20	2.13	U,G
14596-10-2	Am-241	-0.3 +/- 1.6	0.16 +/- 0.36	0.29	2.13	U,G
13966-02-4	Be-7	0.15 +/- 0.98	-0.25 +/- 0.72	0.33	2.13	U,G
14913-49-6	Bi-212	2.8 +/- 1.1	2.15 +/- 0.77	0.47	2.13	G
14733-03-0	Bi-214	0.78 +/- 0.21	0.93 +/- 0.18	0.55	2.13	G,J
13982-30-4	Ce-139	0.080 +/- 0.083	-0.061 +/- 0.061	1.37	2.13	U,G
14762-78-8	Ce-144	-0.13 +/- 0.51	0 +/- 0.35	0.22	2.13	U,G
14093-03-9	Co-56	0.06 +/- 0.22	0.13 +/- 0.14	0.28	2.13	U,G
13981-50-5	Co-57	0.014 +/- 0.068	-0.007 +/- 0.049	0.25	2.13	U,G
13981-38-9	Co-58	-0.01 +/- 0.11	-0.014 +/- 0.069	0.03	2.13	U,G
10198-40-0	Co-60	-0.025 +/- 0.064	0.008 +/- 0.045	0.42	2.13	U,G
14392-02-0	Cr-51	-0.9 +/- 1.9	0.5 +/- 1.4	0.83	2.13	U,G
13967-70-9	Cs-134	0.041 +/- 0.057	0.078 +/- 0.050	0.49	2.13	G,TI
10045-97-3	Cs-137	0.090 +/- 0.059	0.095 +/- 0.061	0.06	2.13	G
14683-23-9	Eu-152	-0.37 +/- 0.39	0 +/- 0.19	0.83	2.13	U,G

Comments:

Duplicate Qualifiers/Flags:

U - Result is less than the sample specific MDC.
Y1 - Chemical Yield is in control at 100-110%. Quantitative yield is assumed.
Y2 - Chemical Yield outside default limits.
W - DER is greater than Warning Limit of 1.42
D - DER is greater than Control Limit of 2.13
LT - Result is less than Request MDC, greater than sample specific MDC
M - Requested MDC not met.
M3 - The requested MDC was not met, but the reported activity is greater than the reported MDC.
L - LCS Recovery below lower control limit.
H - LCS Recovery above upper control limit
P - LCS, Matrix Spike Recovery within control limits.
N - Matrix Spike Recovery outside control limits
SQ - Spectral quality prevents accurate quantitation.
SI - Nuclide identification and/or quantitation is tentative.
TI - Nuclide identification is tentative.
R - Nuclide has exceeded 8 halflives.
G - Sample density differs by more than 15% of LCS density.

Abbreviations:

TPU - Total Propagated Uncertainty (see PAI SOP 743)
DER - Duplicate Error Ratio
BDL - Below Detection Limit
NR - Not Reported

Data Package ID: *GSS0408174-1*

Gamma Spectroscopy Results

PAI 713 Rev 8

Duplicate Sample Results (DER)

Lab Name: Paragon Analytics
Work Order Number: 0408174
Client Name: New World Technologies
ClientProject ID: Ravenna GA00563

Field ID: SU5-RCS-1
Lab ID: 0408174-1DUP

Library: FANP

Sample Matrix: SOIL
Prep SOP: PAI 739 Rev 8
Date Collected: 03-Aug-04
Date Prepared: 10-Sep-04
Date Analyzed: 27-Sep-04

Prep Batch: GS040910-5
QCBatchID: GS040910-5-1
Run ID: gs040910-5a
Count Time: 30 minutes
Report Basis: Dry Weight

Final Aliquot: 370 g
Prep Basis: Dry Weight
Moisture(%): NA
Result Units: pCi/g
File Name: 041600D03A

15585-10-1	Eu-154	-0.27 +/- 0.41	-0.04 +/- 0.24	0.48	2.13	U,G
14391-16-3	Eu-155	0.11 +/- 0.32	0.11 +/- 0.19	0.00	2.13	U,G
14596-12-4	Fe-59	-0.15 +/- 0.28	0.11 +/- 0.20	0.76	2.13	U,G
10043-66-0	I-131	1.0 +/- 6.9	0 +/- 4.9	0.11	2.13	U,G
13966-00-2	K-40	11.9 +/- 2.4	12.5 +/- 2.0	0.19	2.13	G
13966-31-9	Mn-54	0.029 +/- 0.080	-0.005 +/- 0.058	0.34	2.13	U,G
13966-32-0	Na-22	0.034 +/- 0.080	0.033 +/- 0.049	0.01	2.13	U,G
14681-63-1	Nb-94	-0.019 +/- 0.067	-0.015 +/- 0.045	0.06	2.13	U,G
13967-76-5	Nb-95	0.12 +/- 0.12	0.057 +/- 0.089	0.45	2.13	U,G
15100-28-4	Pa-234m	12 +/- 11	4.0 +/- 7.3	0.55	2.13	U,G
15092-94-1	Pb-212	2.64 +/- 0.42	2.63 +/- 0.36	0.03	2.13	G
15067-28-4	Pb-214	0.89 +/- 0.19	0.84 +/- 0.16	0.19	2.13	G,J
13967-48-1	Ru-106	-0.12 +/- 0.58	-0.19 +/- 0.46	0.10	2.13	U,G
14683-10-4	Sb-124	0.03 +/- 0.14	-0.070 +/- 0.092	0.62	2.13	U,G
14234-35-6	Sb-125	0.07 +/- 0.18	0.05 +/- 0.12	0.11	2.13	U,G
13967-83-0	Sc-46	0.052 +/- 0.095	0.025 +/- 0.068	0.23	2.13	U,G
15623-47-9	Th-227	2.5 +/- 8.6	0.6 +/- 9.6	0.14	2.13	U,G
15065-10-8	Th-234	1.2 +/- 1.5	0.3 +/- 1.1	0.45	2.13	U,G
14913-50-9	Tl-208	0.74 +/- 0.15	0.75 +/- 0.12	0.07	2.13	G

Comments:

Duplicate Qualifiers/Flags:

U - Result is less than the sample specific MDC.
Y1 - Chemical Yield is in control at 100-110%. Quantitative yield is assumed.
Y2 - Chemical Yield outside default limits.
W - DER is greater than Warning Limit of 1.42
D - DER is greater than Control Limit of 2.13
LT - Result is less than Request MDC, greater than sample specific MDC
M - Requested MDC not met.
M3 - The requested MDC was not met, but the reported activity is greater than the reported MDC.
L - LCS Recovery below lower control limit.
H - LCS Recovery above upper control limit.
P - LCS, Matrix Spike Recovery within control limits.
N - Matrix Spike Recovery outside control limits
SQ - Spectral quality prevents accurate quantitation.
SI - Nuclide identification and/or quantitation is tentative.
TI - Nuclide identification is tentative.
R - Nuclide has exceeded 8 halflives.
G - Sample density differs by more than 15% of LCS density.

Abbreviations:

TPU - Total Propagated Uncertainty (see PAI SOP 743)
DER - Duplicate Error Ratio
BDL - Below Detection Limit
NR - Not Reported

Data Package ID: *GSS0408174-1*

Gamma Spectroscopy Results

PAI 713 Rev 8

Duplicate Sample Results (DER)

Lab Name: Paragon Analytics
Work Order Number: 0408174
Client Name: New World Technologies
ClientProject ID: Ravenna GA00563

Field ID: SU5-RCS-1
Lab ID: 0408174-1DUP

Library: FANP

Sample Matrix: SOIL
Prep SOP: PAI 739 Rev 8
Date Collected: 03-Aug-04
Date Prepared: 10-Sep-04
Date Analyzed: 27-Sep-04

Prep Batch: GS040910-5
QCBatchID: GS040910-5-1
Run ID: gs040910-5a
Count Time: 30 minutes
Report Basis: Dry Weight

Final Aliquot: 370 g
Prep Basis: Dry Weight
Moisture(%): NA
Result Units: pCi/g
File Name: 041600D03A

15117-96-1	U-235	0.15 +/- 0.44	-0.05 +/- 0.31	0.36	2.13	U,G
13982-39-3	Zn-65	0.04 +/- 0.19	-0.03 +/- 0.22	0.26	2.13	U,G

Comments:

Duplicate Qualifiers/Flags:

U - Result is less than the sample specific MDC.
Y1 - Chemical Yield is in control at 100-110%. Quantitative yield is assumed.
Y2 - Chemical Yield outside default limits.
W - DER is greater than Warning Limit of 1.42
D - DER is greater than Control Limit of 2.13
LT - Result is less than Request MDC, greater than sample specific MDC
M - Requested MDC not met.
M3 - The requested MDC was not met, but the reported activity is greater than the reported MDC.
L - LCS Recovery below lower control limit.
H - LCS Recovery above upper control limit.
P - LCS, Matrix Spike Recovery within control limits.
N - Matrix Spike Recovery outside control limits
SQ - Spectral quality prevents accurate quantitation.
SI - Nuclide identification and/or quantitation is tentative.
TI - Nuclide identification is tentative.
R - Nuclide has exceeded 8 halflives.
G - Sample density differs by more than 15% of LCS density.

Abbreviations:

TPU - Total Propagated Uncertainty (see PAI SOP 743)
DER - Duplicate Error Ratio
BDL - Below Detection Limit
NR - Not Reported

Data Package ID: *GSS0408174-1*

Gamma Spectroscopy Results

PAI 713 Rev 8

Duplicate Sample Results (DER)

Lab Name: Paragon Analytics
Work Order Number: 0408174
Client Name: New World Technologies
ClientProject ID: Ravenna GA00563

Field ID: SU4-RCS-2
Lab ID: 0408174-11DUP

Library: FANP

Sample Matrix: SOIL
Prep SOP: PAI 739 Rev 8
Date Collected: 04-Aug-04
Date Prepared: 10-Sep-04
Date Analyzed: 27-Sep-04

Prep Batch: GS040910-5
QCBatchID: GS040910-5-1
Run ID: gs040910-5a
Count Time: 30 minutes
Report Basis: Dry Weight

Final Aliquot: 340 g
Prep Basis: Dry Weight
Moisture(%): NA
Result Units: pCi/g
File Name: 042320D01A

CASNO	Analyte	Sample Result +/- 2s TPU	Duplicate Result +/- 2s TPU	DER	Control Limit	Lab Qualifiers
14331-83-0	Ac-228	3.76 +/- 0.72	3.85 +/- 0.52	0.60	2.13	G
14391-76-5	Ag-110m	-0.06 +/- 0.10	-0.16 +/- 0.14	0.59	2.13	U,G
14682-66-7	Al-26	0.021 +/- 0.051	0.056 +/- 0.084	0.35	2.13	U,G
14596-10-2	Am-241	-0.43 +/- 0.47	0.35 +/- 0.98	0.73	2.13	U,G
13966-02-4	Be-7	-0.63 +/- 0.94	1.5 +/- 1.7	1.09	2.13	U,G
14913-49-6	Bi-212	3.58 +/- 0.51	3.42 +/- 0.38	0.45	2.13	G
14733-03-0	Bi-214	2.28 +/- 0.34	2.98 +/- 0.53	1.11	2.13	G,J
13982-30-4	Ce-139	0.018 +/- 0.081	0.09 +/- 0.11	0.55	2.13	U,G
14762-78-8	Ce-144	-0.04 +/- 0.48	-0.18 +/- 0.71	0.16	2.13	U,G
14093-03-9	Co-56	0.36 +/- 0.18	0.32 +/- 0.28	0.11	2.13	U,G
13981-50-5	Co-57	-0.042 +/- 0.065	-0.064 +/- 0.089	0.20	2.13	U,G
13981-38-9	Co-58	-0.018 +/- 0.083	-0.22 +/- 0.14	1.26	2.13	U,G
10198-40-0	Co-60	-0.003 +/- 0.059	0.12 +/- 0.12	0.86	2.13	U,G
14392-02-0	Cr-51	0.9 +/- 1.7	2.5 +/- 2.7	0.48	2.13	U,G
13967-70-9	Cs-134	0.160 +/- 0.074	0.1 +/- 1.0	0.02	2.13	U,G
10045-97-3	Cs-137	0.120 +/- 0.063	0.17 +/- 0.14	0.31	2.13	U,G
14683-23-9	Eu-152	-0.02 +/- 0.29	-0.01 +/- 0.57	0.01	2.13	U,G

Comments:

Duplicate Qualifiers/Flags:

U - Result is less than the sample specific MDC.
Y1 - Chemical Yield is in control at 100-110%. Quantitative yield is assumed.
Y2 - Chemical Yield outside default limits.
W - DER is greater than Warning Limit of 1.42
D - DER is greater than Control Limit of 2.13
LT - Result is less than Request MDC, greater than sample specific MDC
M - Requested MDC not met.
M3 - The requested MDC was not met, but the reported activity is greater than the reported MDC.
L - LCS Recovery below lower control limit.
H - LCS Recovery above upper control limit.
P - LCS, Matrix Spike Recovery within control limits.
N - Matrix Spike Recovery outside control limits
SQ - Spectral quality prevents accurate quantitation.
SI - Nuclide identification and/or quantitation is tentative.
TI - Nuclide identification is tentative.
R - Nuclide has exceeded 8 halflives.
G - Sample density differs by more than 15% of LCS density.

Abbreviations:

TPU - Total Propagated Uncertainty (see PAI SOP 743)
DER - Duplicate Error Ratio
BDL - Below Detection Limit
NR - Not Reported

Data Package ID: *GSS0408174-1*

Gamma Spectroscopy Results

PAI 713 Rev 8

Duplicate Sample Results (DER)

Lab Name: Paragon Analytics
Work Order Number: 0408174
Client Name: New World Technologies
ClientProject ID: Ravenna GA00563

Field ID: SU4-RCS-2
Lab ID: 0408174-11DUP

Library: FANP

Sample Matrix: SOIL
Prep SOP: PAI 739 Rev 8
Date Collected: 04-Aug-04
Date Prepared: 10-Sep-04
Date Analyzed: 27-Sep-04

Prep Batch: GS040910-5
QCBatchID: GS040910-5-1
Run ID: gs040910-5a
Count Time: 30 minutes
Report Basis: Dry Weight

Final Aliquot: 340 g
Prep Basis: Dry Weight
Moisture(%): NA
Result Units: pCi/g
File Name: 042320D01A

15585-10-1	Eu-154	-0.20 +/- 0.27	-0.66 +/- 0.58	0.75	2.13	U,G
14391-16-3	Eu-155	0.04 +/- 0.27	0.30 +/- 0.36	0.58	2.13	U,G
14596-12-4	Fe-59	-0.20 +/- 0.23	-0.15 +/- 0.41	0.10	2.13	U,G
10043-66-0	I-131	2.2 +/- 5.9	4 +/- 11	0.18	2.13	U,G
13966-00-2	K-40	6.6 +/- 1.4	4.4 +/- 1.9	0.93	2.13	G
13966-31-9	Mn-54	-0.020 +/- 0.070	-0.06 +/- 0.15	0.25	2.13	U,G
13966-32-0	Na-22	-0.025 +/- 0.060	-0.10 +/- 0.12	0.55	2.13	U,G
14681-63-1	Nb-94	0.002 +/- 0.060	0.07 +/- 0.12	0.49	2.13	U,G
13967-76-5	Nb-95	-0.13 +/- 0.16	-0.01 +/- 0.24	0.44	2.13	U,G
15100-28-4	Pa-234m	2.8 +/- 8.7	12 +/- 15	0.52	2.13	U,G
15092-94-1	Pb-212	3.65 +/- 0.47	3.62 +/- 0.69	0.36	2.13	G
15067-28-4	Pb-214	2.72 +/- 0.37	3.03 +/- 0.48	0.51	2.13	G,J
13967-48-1	Ru-106	0.22 +/- 0.58	-0.5 +/- 1.1	0.56	2.13	U,G
14683-10-4	Sb-124	0 +/- 0.11	0.23 +/- 0.20	1.02	2.13	U,G
14234-35-6	Sb-125	0.15 +/- 0.16	0.17 +/- 0.27	0.06	2.13	U,G
13967-63-0	Sc-46	-0.045 +/- 0.085	-0.04 +/- 0.14	0.01	2.13	U,G
15623-47-9	Th-227	4 +/- 13	3 +/- 15	0.08	2.13	U,G
15065-10-8	Th-234	5.5 +/- 1.8	6.4 +/- 3.2	0.23	2.13	G,TI
14913-50-9	Tl-208	1.39 +/- 0.20	1.52 +/- 0.28	0.40	2.13	G

Comments:

Duplicate Qualifiers/Flags:

U - Result is less than the sample specific MDC.
Y1 - Chemical Yield is in control at 100-110%. Quantitative yield is assumed.
Y2 - Chemical Yield outside default limits.
W - DER is greater than Warning Limit of 1.42
D - DER is greater than Control Limit of 2.13
LT - Result is less than Request MDC, greater than sample specific MDC
M - Requested MDC not met.
M3 - The requested MDC was not met, but the reported activity is greater than the reported MDC.
L - LCS Recovery below lower control limit.
H - LCS Recovery above upper control limit.
P - LCS, Matrix Spike Recovery within control limits.
N - Matrix Spike Recovery outside control limits.
SQ - Spectral quality prevents accurate quantitation.
SI - Nuclide identification and/or quantitation is tentative.
TI - Nuclide identification is tentative.
R - Nuclide has exceeded 8 halflives.
G - Sample density differs by more than 15% of LCS density.

Abbreviations:

TPU - Total Propagated Uncertainty (see PAI SOP 743)
DER - Duplicate Error Ratio
BDL - Below Detection Limit
NR - Not Reported

Data Package ID: *GSS0408174-1*

Gamma Spectroscopy Results

PAI 713 Rev 8

Duplicate Sample Results (DER)

Lab Name: Paragon Analytics
Work Order Number: 0408174
Client Name: New World Technologies
ClientProject ID: Ravenna GA00583

Field ID: SU4-RCS-2
Lab ID: 0408174-11DUP

Library: FANP

Sample Matrix: SOIL
Prep SOP: PAI 739 Rev 8
Date Collected: 04-Aug-04
Date Prepared: 10-Sep-04
Date Analyzed: 27-Sep-04

Prep Batch: GS040910-5
QCBatchID: GS040910-5-1
Run ID: gs040910-5a
Count Time: 30 minutes
Report Basis: Dry Weight

Final Aliquot: 340 g
Prep Basis: Dry Weight
Moisture(%): NA
Result Units: pCi/g
File Name: 042320D01A

15117-96-1	U-235	-0.04 +/- 0.45	0.31 +/- 0.67	0.44	2.13	U,G
13982-39-3	Zn-65	-0.04 +/- 0.20	0 +/- 0.56	0.08	2.13	U,G

Comments:

Duplicate Qualifiers/Flags:

U - Result is less than the sample specific MDC.
Y1 - Chemical Yield is in control at 100-110%. Quantitative yield is assumed.
Y2 - Chemical Yield outside default limits.
W - DER is greater than Warning Limit of 1.42
D - DER is greater than Control Limit of 2.13
LT - Result is less than Request MDC, greater than sample specific MDC.
M - Requested MDC not met.
M3 - The requested MDC was not met, but the reported activity is greater than the reported MDC.
L - LCS Recovery below lower control limit.
H - LCS Recovery above upper control limit.
P - LCS, Matrix Spike Recovery within control limits.
N - Matrix Spike Recovery outside control limits
SQ - Spectral quality prevents accurate quantitation.
SI - Nuclide identification and/or quantitation is tentative.
TI - Nuclide identification is tentative.
R - Nuclide has exceeded 8 halflives.
G - Sample density differs by more than 15% of LCS density.

Abbreviations:

TPU - Total Propagated Uncertainty (see PAI SOP 743)
DER - Duplicate Error Ratio
BDL - Below Detection Limit
NR - Not Reported

Data Package ID: *GSS0408174-1*

PARAGON ANALYTICS
Radiochemistry Data Package

3

Section 3

INDIVIDUAL SAMPLE RESULTS

Gamma Spectroscopy Results

PAI 713 Rev 8

Sample Results

Lab Name: Paragon Analytics
Work Order Number: 0408174
Client Name: New World Technologies
ClientProject ID: Ravenna GA00563

Field ID: SU5-RCS-1
Lab ID: 0408174-1

Library: FANP

Sample Matrix: SOIL
Prep SOP: PAI 739 Rev 8
Date Collected: 03-Aug-04
Date Prepared: 10-Sep-04
Date Analyzed: 27-Sep-04

Prep Batch: GS040910-5
QCBatchID: GS040910-5-1
Run ID: gs040910-5a
Count Time: 30 minutes
Report Basis: Dry Weight

Final Aliquot: 370 g
Prep Basis: Dry Weight
Moisture(%): NA
Result Units: pCi/g
File Name: 040436D09A

CASNO	Target Nuclide	Result +/- 2 s TPU	MDC	Lab Qualifier
14331-83-0	Ac-228	2.39 +/- 0.46	0.61	G
14391-76-5	Ag-110m	-0.018 +/- 0.071	0.133	U,G
14682-66-7	Al-26	-0.021 +/- 0.072	0.150	U,G
14596-10-2	Am-241	-0.3 +/- 1.6	2.9	U,G
13966-02-4	Be-7	0.15 +/- 0.98	1.73	U,G
14913-49-6	Bi-212	2.8 +/- 1.1	1.3	G
14733-03-0	Bi-214	0.78 +/- 0.21	0.25	G,J
13982-30-4	Ce-139	0.080 +/- 0.083	0.134	U,G
14762-78-8	Ce-144	-0.13 +/- 0.51	0.91	U,G
14093-03-9	Co-56	0.06 +/- 0.22	0.39	U,G
13981-50-5	Co-57	0.014 +/- 0.068	0.117	U,G
13981-38-9	Co-58	-0.01 +/- 0.11	0.20	U,G
10198-40-0	Co-60	-0.025 +/- 0.064	0.132	U,G
14392-02-0	Cr-51	-0.9 +/- 1.9	3.5	U,G
13967-70-9	Cs-134	0.041 +/- 0.057	0.129	U,G

Comments:

Qualifiers/Flags:

U - Result is less than the sample specific MDC or less than the associated TPU

Y1 - Chemical Yield is in control at 100-110%. Quantitative Yield is assumed.

Y2 - Chemical Yield outside default limits.

LT - Result is less than Requested MDC, greater than sample specific MDC.

M3 - The requested MDC was not met, but the reported activity is greater than the reported MDC.

M - The requested MDC was not met.

SQ - Spectral quality prevents accurate quantitation.

SI - Nuclide identification and/or quantitation is tentative.

TI - Nuclide identification is tentative.

R - Nuclide has exceeded 8 halflives.

G - Sample density differs by more than 15% of LCS density.

Abbreviations:

TPU - Total Propagated Uncertainty (see PAI SOP 743)

MDC - Minimum Detectable Concentration (see PAI SOP 709)

BDL - Below Detection Limit

Data Package ID: *GSS0408174-1*

Gamma Spectroscopy Results

PAI 713 Rev 8

Sample Results

Lab Name: Paragon Analytics
Work Order Number: 0408174
Client Name: New World Technologies
ClientProject ID: Ravenna GA00563

Field ID: SU5-RCS-1
Lab ID: 0408174-1

Library: FANP

Sample Matrix: SOIL
Prep SOP: PAI 739 Rev 8
Date Collected: 03-Aug-04
Date Prepared: 10-Sep-04
Date Analyzed: 27-Sep-04

Prep Batch: GS040910-5
QCBatchID: GS040910-5-1
Run ID: gs040910-5a
Count Time: 30 minutes
Report Basis: Dry Weight

Final Aliquot: 370 g
Prep Basis: Dry Weight
Moisture(%): NA
Result Units: pCi/g
File Name: 040436D09A

CASNO	Target Nuclide	Result +/- 2 s TPU	MDC	Lab Qualifier
10045-97-3	Cs-137	0.090 +/- 0.059	0.083	G
14683-23-9	Eu-152	-0.37 +/- 0.39	0.83	U,G
15585-10-1	Eu-154	-0.27 +/- 0.41	0.81	U,G
14391-16-3	Eu-155	0.11 +/- 0.32	0.55	U,G
14596-12-4	Fe-59	-0.15 +/- 0.28	0.57	U,G
10043-66-0	I-131	1.0 +/- 6.9	12.1	U,G
13966-00-2	K-40	11.9 +/- 2.4	1.7	G
13966-31-9	Mn-54	0.029 +/- 0.080	0.139	U,G
13966-32-0	Na-22	0.034 +/- 0.080	0.140	U,G
14681-63-1	Nb-94	-0.019 +/- 0.067	0.125	U,G
13967-76-5	Nb-95	0.12 +/- 0.12	0.19	U,G
15100-28-4	Pa-234m	12 +/- 11	18	U,G
15092-94-1	Pb-212	2.64 +/- 0.42	0.30	G
15067-28-4	Pb-214	0.89 +/- 0.19	0.21	G,J
13967-48-1	Ru-106	-0.12 +/- 0.58	1.09	U,G

Comments:

Qualifiers/Flags:

U - Result is less than the sample specific MDC or less than the associated TPU

Y1 - Chemical Yield is in control at 100-110%. Quantitative Yield is assumed.

Y2 - Chemical Yield outside default limits.

LT - Result is less than Requested MDC, greater than sample specific MDC.

M3 - The requested MDC was not met, but the reported activity is greater than the reported MDC.

M - The requested MDC was not met.

SQ - Spectral quality prevents accurate quantitation.

SI - Nuclide identification and/or quantitation is tentative.

TI - Nuclide identification is tentative.

R - Nuclide has exceeded 8 halflives.

G - Sample density differs by more than 15% of LCS density.

Abbreviations:

TPU - Total Propagated Uncertainty (see PAI SOP 743)

MDC - Minimum Detectable Concentration (see PAI SOP 709)

BDL - Below Detection Limit

Data Package ID: *GSS0408174-1*

Gamma Spectroscopy Results

PAI 713 Rev 8

Sample Results

Lab Name: Paragon Analytics
Work Order Number: 0408174
Client Name: New World Technologies
ClientProject ID: Ravenna GA00563

Field ID: SU5-RCS-1
Lab ID: 0408174-1

Library: FANP

Sample Matrix: SOIL
Prep SOP: PAI 739 Rev 8
Date Collected: 03-Aug-04
Date Prepared: 10-Sep-04
Date Analyzed: 27-Sep-04

Prep Batch: GS040910-5
QCBatchID: GS040910-5-1
Run ID: gs040910-5a
Count Time: 30 minutes
Report Basis: Dry Weight

Final Aliquot: 370 g
Prep Basis: Dry Weight
Moisture(%): NA
Result Units: pCi/g
File Name: 040436D09A

CASNO	Target Nuclide	Result +/- 2 s TPU	MDC	Lab Qualifier
14683-10-4	Sb-124	0.03 +/- 0.14	0.24	U,G
14234-35-6	Sb-125	0.07 +/- 0.18	0.34	U,G
13967-63-0	Sc-46	0.052 +/- 0.095	0.162	U,G
15623-47-9	Th-227	2.5 +/- 8.6	14.2	U,G
15085-10-8	Th-234	1.2 +/- 1.5	2.4	U,G
14913-50-9	Tl-208	0.74 +/- 0.15	0.11	G
15117-96-1	U-235	0.15 +/- 0.44	0.74	U,G
13982-39-3	Zn-65	0.04 +/- 0.19	0.34	U,G

Comments:

Qualifiers/Flags:

U - Result is less then the sample specific MDC or less than the associated TPU

Y1 - Chemical Yield is in control at 100-110%. Quantitative Yield is assumed.

Y2 - Chemical Yield outside default limits.

LT - Result is less than Requested MDC, greater than sample specific MDC.

M3 - The requested MDC was not met, but the reported activity is greater than the reported MDC.

M - The requested MDC was not met.

SQ - Spectral quality prevents accurate quantitation.

SI - Nuclide identification and/or quantitation is tentative.

TI - Nuclide identification is tentative.

R - Nuclide has exceeded 8 halflives.

G - Sample density differs by more than 15% of LCS density.

Abbreviations:

TPU - Total Propagated Uncertainty (see PAI SOP 743)

MDC - Minimum Detectable Concentration (see PAI SOP 709)

BDL - Below Detection Limit

Data Package ID: *GSS0408174-1*

Gamma Spectroscopy Results

PAI 713 Rev 8

Sample Duplicate Results

Lab Name: Paragon Analytics
Work Order Number: 0408174
Client Name: New World Technologies
ClientProject ID: Ravenna GA00563

Field ID: SU5-RCS-1
Lab ID: 0408174-1DUP

Library: FANP

Sample Matrix: SOIL
Prep SOP: PAI 739 Rev 8
Date Collected: 03-Aug-04
Date Prepared: 10-Sep-04
Date Analyzed: 27-Sep-04

Prep Batch: GS040910-5
QCBatchID: GS040910-5-1
Run ID: gs040910-5a
Count Time: 30 minutes
Report Basis: Dry Weight

Final Aliquot: 370 g
Prep Basis: Dry Weight
Moisture(%): NA
Result Units: pCi/g
File Name: 041600D03A

CASNO	Target Nuclide	Result +/- 2 s TPU	MDC	Lab Qualifier
14331-83-0	Ac-228	2.12 +/- 0.34	0.35	G
14391-76-5	Ag-110m	-0.009 +/- 0.079	0.138	U,G
14682-66-7	Al-26	-0.005 +/- 0.031	0.063	U,G
14596-10-2	Am-241	0.16 +/- 0.36	0.59	U,G
13966-02-4	Be-7	-0.25 +/- 0.72	1.28	U,G
14913-49-6	Bi-212	2.15 +/- 0.77	0.96	G
14733-03-0	Bi-214	0.93 +/- 0.18	0.17	G,J
13982-30-4	Ce-139	-0.061 +/- 0.061	0.109	U,G
14762-78-8	Ce-144	0 +/- 0.35	0.59	U,G
14093-03-9	Co-56	0.13 +/- 0.14	0.23	U,G
13981-50-5	Co-57	-0.007 +/- 0.049	0.084	U,G
13981-38-9	Co-58	-0.014 +/- 0.069	0.126	U,G
10198-40-0	Co-60	0.008 +/- 0.045	0.080	U,G

Comments:

Qualifiers/Flags:

U - Result is less than the sample specific MDC or less than the associated TPU.
Y1 - Chemical Yield is in control at 100-110%. Quantitative yield is assumed.
Y2 - Chemical Yield outside default limits.
LT - Result is less than Requested MDC, greater than sample specific MDC.
M - The requested MDC was not met.
M3 - The requested MDC was not met, but thereported activity is greater than the reported MDC.
W - DER is greater than Warning Limit of 1.42
D - DER is greater than Control Limit of 2.13
SQ - Spectral quality prevents accurate quantitation.
SI - Nuclide identification and/or quantitation is tentative.
TI - Nuclide identification is tentative.
R - Nuclide has exceeded 8 halflives.
G - Sample density differs by more than 15% of LCS density.

Abbreviations:
TPU - Total Propagated Uncertainty (see PAI SOP 743)
MDC - Minimum Detectable Concentration (see PAI SOP 709)
BDL - Below Detection Limit

Data Package ID: *GSS0408174-1*

Gamma Spectroscopy Results

PAI 713 Rev 8

Sample Duplicate Results

Lab Name: Paragon Analytics
Work Order Number: 0408174
Client Name: New World Technologies
ClientProject ID: Ravenna GA00563

Field ID: SU5-RCS-1
Lab ID: 0408174-1DUP

Library: FANP

Sample Matrix: SOIL
Prep SOP: PAI 739 Rev 8
Date Collected: 03-Aug-04
Date Prepared: 10-Sep-04
Date Analyzed: 27-Sep-04

Prep Batch: GS040910-5
QCBatchID: GS040910-5-1
Run ID: gs040910-5a
Count Time: 30 minutes
Report Basis: Dry Weight

Final Aliquot: 370 g
Prep Basis: Dry Weight
Moisture(%): NA
Result Units: pCi/g
File Name: 041600D03A

CASNO	Target Nuclide	Result +/- 2 s TPU	MDC	Lab Qualifier
14392-02-0	Cr-51	0.5 +/- 1.4	2.3	U,G
13967-70-9	Cs-134	0.078 +/- 0.050	0.076	G,TI
10045-97-3	Cs-137	0.095 +/- 0.061	0.093	G
14683-23-9	Eu-152	0 +/- 0.19	0.36	U,G
15585-10-1	Eu-154	-0.04 +/- 0.24	0.43	U,G
14391-16-3	Eu-155	0.11 +/- 0.19	0.32	U,G
14596-12-4	Fe-59	0.11 +/- 0.20	0.34	U,G
10043-66-0	I-131	0 +/- 4.9	8.5	U,G
13966-00-2	K-40	12.5 +/- 2.0	1.0	G
13966-31-9	Mn-54	-0.005 +/- 0.058	0.102	U,G
13966-32-0	Na-22	0.033 +/- 0.049	0.081	U,G
14681-63-1	Nb-94	-0.015 +/- 0.045	0.082	U,G
13967-76-5	Nb-95	0.057 +/- 0.089	0.149	U,G

Comments:

Qualifiers/Flags:

U - Result is less than the sample specific MDC or less than the associated TPU.
Y1 - Chemical Yield is in control at 100-110%. Quantitative yield is assumed.
Y2 - Chemical Yield outside default limits.
LT - Result is less than Requested MDC, greater than sample specific MDC.
M - The requested MDC was not met.
M3 - The requested MDC was not met, but thereported activity is greater than the reported MDC.
W - DER is greater than Warning Limit of 1.42
D - DER is greater than Control Limit of 2.13

SQ - Spectral quality prevents accurate quantitation.
SI - Nuclide identification and/or quantitation is tentative.
TI - Nuclide identification is tentative.
R - Nuclide has exceeded 8 halflives.
G - Sample density differs by more than 15% of LCS density.

Abbreviations:

TPU - Total Propagated Uncertainty (see PAI SOP 743)
MDC - Minimum Detectable Concentration (see PAI SOP 709)
BDL - Below Detection Limit

Data Package ID: *GSS0408174-1*

Gamma Spectroscopy Results

PAI 713 Rev 8

Sample Duplicate Results

Lab Name: Paragon Analytics
Work Order Number: 0408174
Client Name: New World Technologies
ClientProject ID: Ravenna GA00563

Field ID: SU5-RCS-1
Lab ID: 0408174-1DUP

Library: FANP

Sample Matrix: SOIL
Prep SOP: PAI 739 Rev 8
Date Collected: 03-Aug-04
Date Prepared: 10-Sep-04
Date Analyzed: 27-Sep-04

Prep Batch: GS040910-5
QCBatchID: GS040910-5-1
Run ID: gs040910-5a
Count Time: 30 minutes
Report Basis: Dry Weight

Final Aliquot: 370 g
Prep Basis: Dry Weight
Moisture(%): NA
Result Units: pCi/g
File Name: 041600D03A

CASNO	Target Nuclide	Result +/- 2 s TPU	MDC	Lab Qualifier
15100-28-4	Pa-234m	4.0 +/- 7.3	12.2	U,G
15092-94-1	Pb-212	2.63 +/- 0.36	0.17	G
15067-28-4	Pb-214	0.84 +/- 0.16	0.17	G,J
13967-48-1	Ru-106	-0.19 +/- 0.46	0.84	U,G
14683-10-4	Sb-124	-0.070 +/- 0.092	0.168	U,G
14234-35-6	Sb-125	0.05 +/- 0.12	0.23	U,G
13967-63-0	Sc-46	0.025 +/- 0.068	0.116	U,G
15623-47-9	Th-227	0.6 +/- 9.6	15.8	U,G
15065-10-8	Th-234	0.3 +/- 1.1	1.9	U,G
14913-50-9	Tl-208	0.75 +/- 0.12	0.09	G
15117-96-1	U-235	-0.05 +/- 0.31	0.53	U,G
13982-39-3	Zn-65	-0.03 +/- 0.22	0.38	U,G

Comments:

Qualifiers/Flags:

U - Result is less than the sample specific MDC or less than the associated TPU.
Y1 - Chemical Yield is in control at 100-110%. Quantitative yield is assumed.
Y2 - Chemical Yield outside default limits.
LT - Result is less than Requested MDC, greater than sample specific MDC.
M - The requested MDC was not met.
M3 - The requested MDC was not met, but thereported activity is greater then the reported MDC.
W - DER is greater than Warning Limit of 1.42
D - DER is greater than Control Limit of 2.13

SQ - Spectral quality prevents accurate quantitation.
SI - Nuclide identification and/or quantitation is tentative.
TI - Nuclide identification is tentative.
R - Nuclide has exceeded 8 halflives.
G - Sample density differs by more than 15% of LCS density.

Abbreviations:

TPU - Total Propagated Uncertainty (see PAI SOP 743)
MDC - Minimum Detectable Concentration (see PAI SOP 709)
BDL - Below Detection Limit

Data Package ID: *GSS0408174-1*

Gamma Spectroscopy Results

PAI 713 Rev 8

Sample Results

Lab Name: Paragon Analytics
Work Order Number: 0408174
Client Name: New World Technologies
ClientProject ID: Ravenna GA00563

Field ID: SU5-RCS-2
Lab ID: 0408174-2

Library: FANP

Sample Matrix: SOIL
Prep SOP: PAI 739 Rev 8
Date Collected: 03-Aug-04
Date Prepared: 10-Sep-04
Date Analyzed: 27-Sep-04

Prep Batch: GS040910-5
QCBatchID: GS040910-5-1
Run ID: gs040910-5a
Count Time: 30 minutes
Report Basis: Dry Weight

Final Aliquot: 332 g
Prep Basis: Dry Weight
Moisture(%): NA
Result Units: pCi/g
File Name: 042317D01A

CASNO	Target Nuclide	Result +/- 2 s TPU	MDC	Lab Qualifier
14331-83-0	Ac-228	0.51 +/- 0.28	0.42	LT,G
14391-76-5	Ag-110m	-0.031 +/- 0.074	0.150	U,G
14682-66-7	Al-26	0.013 +/- 0.026	0.036	U,G
14596-10-2	Am-241	-0.02 +/- 0.46	0.86	U,G
13966-02-4	Be-7	0 +/- 1.0	1.9	U,G
14913-49-6	Bi-212	1.9 +/- 1.2	1.7	G,TI
14733-03-0	Bi-214	0.30 +/- 0.21	0.32	U,G,J
13982-30-4	Ce-139	0.013 +/- 0.062	0.109	U,G
14762-78-8	Ce-144	-0.24 +/- 0.33	0.64	U,G
14093-03-9	Co-56	0.08 +/- 0.20	0.37	U,G
13981-50-5	Co-57	-0.021 +/- 0.044	0.084	U,G
13981-38-9	Co-58	-0.038 +/- 0.082	0.183	U,G
10198-40-0	Co-60	-0.040 +/- 0.062	0.150	U,G
14392-02-0	Cr-51	-0.5 +/- 1.6	3.1	U,G
13967-70-9	Cs-134	0.028 +/- 0.095	0.160	U,G

Comments:

Qualifiers/Flags:

U - Result is less than the sample specific MDC or less than the associated TPU

Y1 - Chemical Yield is in control at 100-110%. Quantitative Yield is assumed.

Y2 - Chemical Yield outside default limits.

LT - Result is less than Requested MDC, greater than sample specific MDC.

M3 - The requested MDC was not met, but the reported activity is greater than the reported MDC.

M - The requested MDC was not met.

SQ - Spectral quality prevents accurate quantitation.

SI - Nuclide identification and/or quantitation is tentative.

TI - Nuclide identification is tentative.

R - Nuclide has exceeded 8 halflives.

G - Sample density differs by more than 15% of LCS density.

Abbreviations:

TPU - Total Propagated Uncertainty (see PAI SOP 743)

MDC - Minimum Detectable Concentration (see PAI SOP 709)

BDL - Below Detection Limit

Data Package ID: *GSS0408174-1*

Gamma Spectroscopy Results

PAI 713 Rev 8

Sample Results

Lab Name: Paragon Analytics
Work Order Number: 0408174
Client Name: New World Technologies
ClientProject ID: Ravenna GA00563

Field ID: SU5-RCS-2
Lab ID: 0408174-2

Library: FANP

Sample Matrix: SOIL
Prep SOP: PAI 739 Rev 8
Date Collected: 03-Aug-04
Date Prepared: 10-Sep-04
Date Analyzed: 27-Sep-04

Prep Batch: GS040910-5
QCBatchID: GS040910-5-1
Run ID: gs040910-5a
Count Time: 30 minutes
Report Basis: Dry Weight

Final Aliquot: 332 g
Prep Basis: Dry Weight
Moisture(%): NA
Result Units: pCi/g
File Name: 042317D01A

CASNO	Target Nuclide	Result +/- 2 s TPU	MDC	Lab Qualifier
10045-97-3	Cs-137	0.011 +/- 0.078	0.143	U,G
14683-23-9	Eu-152	0.29 +/- 0.34	0.52	U,G
15585-10-1	Eu-154	-0.23 +/- 0.27	0.68	U,G
14391-16-3	Eu-155	0.06 +/- 0.20	0.35	U,G
14596-12-4	Fe-59	0.01 +/- 0.32	0.63	U,G
10043-66-0	I-131	-0.3 +/- 6.7	12.4	U,G
13966-00-2	K-40	5.6 +/- 2.0	2.2	G
13966-31-9	Mn-54	0.016 +/- 0.082	0.152	U,G
13966-32-0	Na-22	0.068 +/- 0.071	0.103	U,G
14681-63-1	Nb-94	0.015 +/- 0.074	0.134	U,G
13967-76-5	Nb-95	0.12 +/- 0.13	0.20	U,G
15100-28-4	Pa-234m	0 +/- 8.6	17.8	U,G
15092-94-1	Pb-212	0.46 +/- 0.15	0.18	G
15067-28-4	Pb-214	0.35 +/- 0.18	0.24	G,J
13967-48-1	Ru-106	-0.55 +/- 0.70	1.46	U,G

Comments:

Qualifiers/Flags:

U - Result is less than the sample specific MDC or less than the associated TPU

Y1 - Chemical Yield is in control at 100-110%. Quantitative Yield is assumed.

Y2 - Chemical Yield outside default limits.

LT - Result is less than Requested MDC, greater than sample specific MDC.

M3 - The requested MDC was not met, but the reported activity is greater than the reported MDC.

M - The requested MDC was not met.

SQ - Spectral quality prevents accurate quantitation.

SI - Nuclide identification and/or quantitation is tentative.

TI - Nuclide identification is tentative.

R - Nuclide has exceeded 8 halflives.

G - Sample density differs by more than 15% of LCS density.

Abbreviations:

TPU - Total Propagated Uncertainty (see PAI SOP 743)

MDC - Minimum Detectable Concentration (see PAI SOP 709)

BDL - Below Detection Limit

Data Package ID: *GSS0408174-1*

Gamma Spectroscopy Results

PAI 713 Rev 8

Sample Results

Lab Name: Paragon Analytics
Work Order Number: 0408174
Client Name: New World Technologies
ClientProject ID: Ravenna GA00563

Field ID: SU5-RCS-2
Lab ID: 0408174-2

Library: FANP

Sample Matrix: SOIL
Prep SOP: PAI 739 Rev 8
Date Collected: 03-Aug-04
Date Prepared: 10-Sep-04
Date Analyzed: 27-Sep-04

Prep Batch: GS040910-5
QCBatchID: GS040910-5-1
Run ID: gs040910-5a
Count Time: 30 minutes
Report Basis: Dry Weight

Final Aliquot: 332 g
Prep Basis: Dry Weight
Moisture(%): NA
Result Units: pCi/g
File Name: 042317D01A

CASNO	Target Nuclide	Result +/- 2 s TPU	MDC	Lab Qualifier
14683-10-4	Sb-124	-0.04 +/- 0.13	0.25	U,G
14234-35-6	Sb-125	-0.02 +/- 0.19	0.36	U,G
13967-63-0	Sc-46	0.05 +/- 0.11	0.19	U,G
15623-47-9	Th-227	-0.16 +/- 0.49	0.90	U,G
15065-10-8	Th-234	-0.2 +/- 1.3	2.3	U,G
14913-50-9	Tl-208	0.104 +/- 0.077	0.111	U,G
15117-96-1	U-235	-0.28 +/- 0.34	0.64	U,G
13982-39-3	Zn-65	0.02 +/- 0.22	0.42	U,G

Comments:

Qualifiers/Flags:

U - Result is less than the sample specific MDC or less than the associated TPU

Y1 - Chemical Yield is in control at 100-110%. Quantitative Yield is assumed.

Y2 - Chemical Yield outside default limits.

LT - Result is less than Requested MDC, greater than sample specific MDC.

M3 - The requested MDC was not met, but the reported activity is greater than the reported MDC.

M - The requested MDC was not met.

SQ - Spectral quality prevents accurate quantitation.

SI - Nuclide identification and/or quantitation is tentative.

TI - Nuclide identification is tentative.

R - Nuclide has exceeded 8 halflives.

G - Sample density differs by more than 15% of LCS density.

Abbreviations:

TPU - Total Propagated Uncertainty (see PAI SOP 743)

MDC - Minimum Detectable Concentration (see PAI SOP 709)

BDL - Below Detection Limit

Data Package ID: *GSS0408174-1*

Gamma Spectroscopy Results

PAI 713 Rev 8

Sample Results

Lab Name: Paragon Analytics
Work Order Number: 0408174
Client Name: New World Technologies
ClientProject ID: Ravenna GA00563

Field ID: SU3-RCS-1
Lab ID: 0408174-3

Library: FANP

Sample Matrix: SOIL
Prep SOP: PAI 739 Rev 8
Date Collected: 04-Aug-04
Date Prepared: 10-Sep-04
Date Analyzed: 27-Sep-04

Prep Batch: GS040910-5
QCBatchID: GS040910-5-1
Run ID: gs040910-5a
Count Time: 30 minutes
Report Basis: Dry Weight

Final Aliquot: 358 g
Prep Basis: Dry Weight
Moisture(%): NA
Result Units: pCi/g
File Name: 040744D06A

CASNO	Target Nuclide	Result +/- 2 s TPU	MDC	Lab Qualifier
14331-83-0	Ac-228	0.46 +/- 0.32	0.46	LT,G,TI
14391-76-5	Ag-110m	0.048 +/- 0.073	0.121	U,G
14682-66-7	Al-26	-0.013 +/- 0.040	0.105	U,G
14596-10-2	Am-241	0.17 +/- 0.82	1.45	U,G
13966-02-4	Be-7	-0.05 +/- 0.77	1.48	U,G
14913-49-6	Bi-212	0.35 +/- 0.78	1.37	U,G
14733-03-0	Bi-214	0.36 +/- 0.18	0.23	G,J
13982-30-4	Ce-139	-0.039 +/- 0.052	0.100	U,G
14762-78-8	Ce-144	0.13 +/- 0.33	0.56	U,G
14093-03-9	Co-56	0.05 +/- 0.13	0.25	U,G
13981-50-5	Co-57	0.015 +/- 0.049	0.084	U,G
13981-38-9	Co-58	0.011 +/- 0.083	0.159	U,G
10198-40-0	Co-60	0.004 +/- 0.053	0.109	U,G
14392-02-0	Cr-51	1.0 +/- 1.3	2.1	U,G
13967-70-9	Cs-134	0 +/- 0.055	0.104	U,G

Comments:

Qualifiers/Flags:

U - Result is less than the sample specific MDC or less than the associated TPU

Y1 - Chemical Yield is in control at 100-110%. Quantitative Yield is assumed.

Y2 - Chemical Yield outside default limits.

LT - Result is less than Requested MDC, greater than sample specific MDC.

M3 - The requested MDC was not met, but the reported activity is greater than the reported MDC.

M - The requested MDC was not met.

SQ - Spectral quality prevents accurate quantitation.

SI - Nuclide identification and/or quantitation is tentative.

TI - Nuclide identification is tentative.

R - Nuclide has exceeded 8 halflives.

G - Sample density differs by more than 15% of LCS density.

Abbreviations:

TPU - Total Propagated Uncertainty (see PAI SOP 743)

MDC - Minimum Detectable Concentration (see PAI SOP 709)

BDL - Below Detection Limit

Data Package ID: *GSS0408174-1*

Gamma Spectroscopy Results

PAI 713 Rev 8

Sample Results

Lab Name: Paragon Analytics
Work Order Number: 0408174
Client Name: New World Technologies
ClientProject ID: Ravenna GA00563

Field ID: SU3-RCS-1
Lab ID: 0408174-3

Library: FANP

Sample Matrix: SOIL
Prep SOP: PAI 739 Rev 8
Date Collected: 04-Aug-04
Date Prepared: 10-Sep-04
Date Analyzed: 27-Sep-04

Prep Batch: GS040910-5
QCBatchID: GS040910-5-1
Run ID: gs040910-5a
Count Time: 30 minutes
Report Basis: Dry Weight

Final Aliquot: 358 g
Prep Basis: Dry Weight
Moisture(%): NA
Result Units: pCi/g
File Name: 040744D06A

CASNO	Target Nuclide	Result +/- 2 s TPU	MDC	Lab Qualifier
10045-97-3	Cs-137	-0.012 +/- 0.067	0.130	U,G
14683-23-9	Eu-152	0.13 +/- 0.26	0.46	U,G
15585-10-1	Eu-154	-0.04 +/- 0.30	0.61	U,G
14391-16-3	Eu-155	0.10 +/- 0.22	0.37	U,G
14596-12-4	Fe-59	-0.21 +/- 0.26	0.58	U,G
10043-66-0	I-131	0.1 +/- 5.1	9.4	U,G
13966-00-2	K-40	5.4 +/- 1.7	1.5	G
13966-31-9	Mn-54	0.013 +/- 0.065	0.120	U,G
13966-32-0	Na-22	-0.022 +/- 0.058	0.129	U,G
14681-63-1	Nb-94	0.035 +/- 0.058	0.099	U,G
13967-76-5	Nb-95	-0.032 +/- 0.090	0.186	U,G
15100-28-4	Pa-234m	1.2 +/- 7.7	15.2	U,G
15092-94-1	Pb-212	0.37 +/- 0.15	0.19	G
15067-28-4	Pb-214	0.30 +/- 0.13	0.22	G,J
13967-48-1	Ru-106	0.05 +/- 0.62	1.15	U,G

Comments:

Qualifiers/Flags:

U - Result is less than the sample specific MDC or less than the associated TPU

Y1 - Chemical Yield is in control at 100-110%. Quantitative Yield is assumed.

Y2 - Chemical Yield outside default limits.

LT - Result is less than Requested MDC, greater than sample specific MDC.

M3 - The requested MDC was not met, but the reported activity is greater than the reported MDC.

M - The requested MDC was not met.

SQ - Spectral quality prevents accurate quantitation.

SI - Nuclide identification and/or quantitation is tentative.

TI - Nuclide identification is tentative.

R - Nuclide has exceeded 8 halflives.

G - Sample density differs by more than 15% of LCS density.

Abbreviations:

TPU - Total Propagated Uncertainty (see PAI SOP 743)

MDC - Minimum Detectable Concentration (see PAI SOP 709)

BDL - Below Detection Limit

Data Package ID: *GSS0408174-1*

Gamma Spectroscopy Results

PAI 713 Rev 8

Sample Results

Lab Name: Paragon Analytics
Work Order Number: 0408174
Client Name: New World Technologies
ClientProject ID: Ravenna GA00563

Field ID: SU3-RCS-1
Lab ID: 0408174-3

Library: FANP

Sample Matrix: SOIL
Prep SOP: PAI 739 Rev 8
Date Collected: 04-Aug-04
Date Prepared: 10-Sep-04
Date Analyzed: 27-Sep-04

Prep Batch: GS040910-5
QCBatchID: GS040910-5-1
Run ID: gs040910-5a
Count Time: 30 minutes
Report Basis: Dry Weight

Final Aliquot: 358 g
Prep Basis: Dry Weight
Moisture(%): NA
Result Units: pCi/g
File Name: 040744D06A

CASNO	Target Nuclide	Result +/- 2 s TPU	MDC	Lab Qualifier
14683-10-4	Sb-124	0.017 +/- 0.097	0.178	U,G
14234-35-6	Sb-125	0.10 +/- 0.13	0.21	U,G
13967-63-0	Sc-46	0.018 +/- 0.081	0.152	U,G
15623-47-9	Th-227	-0.09 +/- 0.39	0.73	U,G
15065-10-8	Th-234	0.5 +/- 1.2	2.0	U,G
14913-50-9	Tl-208	0.087 +/- 0.059	0.081	G
15117-96-1	U-235	0.05 +/- 0.28	0.50	U,G
13982-39-3	Zn-65	-0.07 +/- 0.15	0.31	U,G

Comments:

Qualifiers/Flags:

U - Result is less than the sample specific MDC or less than the associated TPU

Y1 - Chemical Yield is in control at 100-110%. Quantitative Yield is assumed.

Y2 - Chemical Yield outside default limits.

LT - Result is less than Requested MDC, greater than sample specific MDC.

M3 - The requested MDC was not met, but the reported activity is greater than the reported MDC.

M - The requested MDC was not met.

SQ - Spectral quality prevents accurate quantitation.

SI - Nuclide identification and/or quantitation is tentative.

TI - Nuclide identification is tentative.

R - Nuclide has exceeded 8 halflives.

G - Sample density differs by more than 15% of LCS density.

Abbreviations:

TPU - Total Propagated Uncertainty (see PAI SOP 743)

MDC - Minimum Detectable Concentration (see PAI SOP 709)

BDL - Below Detection Limit

Data Package ID: *GSS0408174-1*

Gamma Spectroscopy Results

PAI 713 Rev 8

Sample Results

Lab Name: Paragon Analytics
Work Order Number: 0408174
Client Name: New World Technologies
ClientProject ID: Ravenna GA00563

Field ID: SU3-RCS-2
Lab ID: 0408174-4

Library: FANP

Sample Matrix: SOIL
Prep SOP: PAI 739 Rev 8
Date Collected: 04-Aug-04
Date Prepared: 10-Sep-04
Date Analyzed: 27-Sep-04

Prep Batch: GS040910-5
QCBatchID: GS040910-5-1
Run ID: gs040910-5a
Count Time: 30 minutes
Report Basis: Dry Weight

Final Aliquot: 311 g
Prep Basis: Dry Weight
Moisture(%): NA
Result Units: pCi/g
File Name: 040480D05A

CASNO	Target Nuclide	Result +/- 2 s TPU	MDC	Lab Qualifier
14331-83-0	Ac-228	0.82 +/- 0.29	0.35	LT,G
14391-76-5	Ag-110m	-0.006 +/- 0.071	0.135	U,G
14682-66-7	Al-26	-0.016 +/- 0.067	0.148	U,G
14596-10-2	Am-241	0.06 +/- 0.59	1.05	U,G
13966-02-4	Be-7	-0.5 +/- 1.1	2.1	U,G
14913-49-6	Bi-212	1.2 +/- 1.1	1.7	U,G
14733-03-0	Bi-214	0.32 +/- 0.20	0.30	G,J
13982-30-4	Ce-139	0.003 +/- 0.061	0.109	U,G
14762-78-8	Ce-144	-0.10 +/- 0.34	0.64	U,G
14093-03-9	Co-56	0.08 +/- 0.16	0.28	U,G
13981-50-5	Co-57	0.038 +/- 0.046	0.075	U,G
13981-38-9	Co-58	0.069 +/- 0.069	0.100	U,G
10198-40-0	Co-60	0.013 +/- 0.075	0.142	U,G
14392-02-0	Cr-51	1.9 +/- 1.6	2.5	U,G
13967-70-9	Cs-134	0.036 +/- 0.071	0.122	U,G

Comments:

Qualifiers/Flags:

U - Result is less than the sample specific MDC or less than the associated TPU

Y1 - Chemical Yield is in control at 100-110%. Quantitative Yield is assumed.

Y2 - Chemical Yield outside default limits.

LT - Result is less than Requested MDC, greater than sample specific MDC.

M3 - The requested MDC was not met, but the reported activity is greater than the reported MDC.

M - The requested MDC was not met.

SQ - Spectral quality prevents accurate quantitation.

SI - Nuclide identification and/or quantitation is tentative.

TI - Nuclide identification is tentative.

R - Nuclide has exceeded 8 halflives.

G - Sample density differs by more than 15% of LCS density.

Abbreviations:

TPU - Total Propagated Uncertainty (see PAI SOP 743)

MDC - Minimum Detectable Concentration (see PAI SOP 709)

BDL - Below Detection Limit

Data Package ID: *GSS0408174-1*

Gamma Spectroscopy Results

PAI 713 Rev 8

Sample Results

Lab Name: Paragon Analytics
Work Order Number: 0408174
Client Name: New World Technologies
ClientProject ID: Ravenna GA00563

Field ID: SU3-RCS-2
Lab ID: 0408174-4

Library: FANP

Sample Matrix: SOIL
Prep SOP: PAI 739 Rev 8
Date Collected: 04-Aug-04
Date Prepared: 10-Sep-04
Date Analyzed: 27-Sep-04

Prep Batch: GS040910-5
QCBatchID: GS040910-5-1
Run ID: gs040910-5a
Count Time: 30 minutes
Report Basis: Dry Weight

Final Aliquot: 311 g
Prep Basis: Dry Weight
Moisture(%): NA
Result Units: pCi/g
File Name: 040480D05A

CASNO	Target Nuclide	Result +/- 2 s TPU	MDC	Lab Qualifier
10045-97-3	Cs-137	0.012 +/- 0.073	0.133	U,G
14683-23-9	Eu-152	-0.10 +/- 0.29	0.64	U,G
15585-10-1	Eu-154	-0.31 +/- 0.37	0.81	U,G
14391-16-3	Eu-155	0.07 +/- 0.19	0.33	U,G
14596-12-4	Fe-59	-0.05 +/- 0.26	0.53	U,G
10043-66-0	I-131	2.1 +/- 5.7	10.0	U,G
13966-00-2	K-40	5.4 +/- 1.6	1.4	G
13966-31-9	Mn-54	0.040 +/- 0.080	0.138	U,G
13966-32-0	Na-22	-0.016 +/- 0.057	0.124	U,G
14681-63-1	Nb-94	-0.044 +/- 0.078	0.153	U,G
13967-76-5	Nb-95	-0.07 +/- 0.11	0.23	U,G
15100-28-4	Pa-234m	4 +/- 11	21	U,G
15092-94-1	Pb-212	0.66 +/- 0.19	0.21	G
15067-28-4	Pb-214	0.31 +/- 0.16	0.22	G,J
13967-48-1	Ru-106	-0.28 +/- 0.62	1.25	U,G

Comments:

Qualifiers/Flags:

U - Result is less than the sample specific MDC or less than the associated TPU

Y1 - Chemical Yield is in control at 100-110%. Quantitative Yield is assumed.

Y2 - Chemical Yield outside default limits.

LT - Result is less than Requested MDC, greater than sample specific MDC.

M3 - The requested MDC was not met, but the reported activity is greater than the reported MDC.

M - The requested MDC was not met.

SQ - Spectral quality prevents accurate quantitation.

SI - Nuclide identification and/or quantitation is tentative.

TI - Nuclide identification is tentative.

R - Nuclide has exceeded 8 halflives.

G - Sample density differs by more than 15% of LCS density.

Abbreviations:

TPU - Total Propagated Uncertainty (see PAI SOP 743)

MDC - Minimum Detectable Concentration (see PAI SOP 709)

BDL - Below Detection Limit

Data Package ID: *GSS0408174-1*

Gamma Spectroscopy Results

PAI 713 Rev 8

Sample Results

Lab Name: Paragon Analytics
Work Order Number: 0408174
Client Name: New World Technologies
ClientProject ID: Ravenna GA00563

Field ID: SU3-RCS-2
Lab ID: 0408174-4

Library: FANP

Sample Matrix: SOIL
Prep SOP: PAI 739 Rev 8
Date Collected: 04-Aug-04
Date Prepared: 10-Sep-04
Date Analyzed: 27-Sep-04

Prep Batch: GS040910-5
QCBatchID: GS040910-5-1
Run ID: gs040910-5a
Count Time: 30 minutes
Report Basis: Dry Weight

Final Aliquot: 311 g
Prep Basis: Dry Weight
Moisture(%): NA
Result Units: pCi/g
File Name: 040480D05A

CASNO	Target Nuclide	Result +/- 2 s TPU	MDC	Lab Qualifier
14683-10-4	Sb-124	-0.01 +/- 0.13	0.24	U,G
14234-35-6	Sb-125	-0.27 +/- 0.18	0.38	U,G
13967-63-0	Sc-46	0.01 +/- 0.11	0.20	U,G
15623-47-9	Th-227	-0.23 +/- 0.53	0.98	U,G
15065-10-8	Th-234	1.0 +/- 1.2	2.0	U,G
14913-50-9	Tl-208	0.213 +/- 0.090	0.104	G
15117-96-1	U-235	0.14 +/- 0.34	0.68	U,G
13982-39-3	Zn-65	-0.05 +/- 0.19	0.37	U,G

Comments:

Qualifiers/Flags:

U - Result is less than the sample specific MDC or less than the associated TPU

Y1 - Chemical Yield is in control at 100-110%. Quantitative Yield is assumed.

Y2 - Chemical Yield outside default limits.

LT - Result is less than Requested MDC, greater than sample specific MDC.

M3 - The requested MDC was not met, but the reported activity is greater than the reported MDC.

M - The requested MDC was not met.

SQ - Spectral quality prevents accurate quantitation.

SI - Nuclide identification and/or quantitation is tentative.

TI - Nuclide identification is tentative.

R - Nuclide has exceeded 8 halflives.

G - Sample density differs by more than 15% of LCS density.

Abbreviations:

TPU - Total Propagated Uncertainty (see PAI SOP 743)

MDC - Minimum Detectable Concentration (see PAI SOP 709)

BDL - Below Detection Limit

Data Package ID: *GSS0408174-1*

Gamma Spectroscopy Results

PAI 713 Rev 8

Sample Results

Lab Name: Paragon Analytics
Work Order Number: 0408174
Client Name: New World Technologies
ClientProject ID: Ravenna GA00563

Field ID: SU3-RCS-3
Lab ID: 0408174-5

Library: FANP

Sample Matrix: SOIL
Prep SOP: PAI 739 Rev 8
Date Collected: 04-Aug-04
Date Prepared: 10-Sep-04
Date Analyzed: 27-Sep-04

Prep Batch: GS040910-5
QCBatchID: GS040910-5-1
Run ID: gs040910-5a
Count Time: 30 minutes
Report Basis: Dry Weight

Final Aliquot: 317 g
Prep Basis: Dry Weight
Moisture(%): NA
Result Units: pCi/g
File Name: 040437D09A

CASNO	Target Nuclide	Result +/- 2 s TPU	MDC	Lab Qualifier
14331-83-0	Ac-228	0.78 +/- 0.25	0.52	LT,G
14391-76-5	Ag-110m	-0.036 +/- 0.068	0.134	U,G
14682-66-7	Al-26	-0.021 +/- 0.077	0.162	U,G
14596-10-2	Am-241	1.1 +/- 1.5	2.4	U,G
13966-02-4	Be-7	-0.24 +/- 0.88	1.67	U,G
14913-49-6	Bi-212	0.7 +/- 1.0	1.7	U,G
14733-03-0	Bi-214	0.35 +/- 0.16	0.20	G,J
13982-30-4	Ce-139	0.020 +/- 0.064	0.110	U,G
14762-78-8	Ce-144	-0.04 +/- 0.41	0.73	U,G
14093-03-9	Co-56	-0.06 +/- 0.21	0.41	U,G
13981-50-5	Co-57	-0.049 +/- 0.053	0.102	U,G
13981-38-9	Co-58	-0.003 +/- 0.097	0.184	U,G
10198-40-0	Co-60	-0.013 +/- 0.078	0.154	U,G
14392-02-0	Cr-51	-1.4 +/- 1.6	3.1	U,G
13967-70-9	Cs-134	-0.029 +/- 0.066	0.125	U,G

Comments:

Qualifiers/Flags:

U - Result is less than the sample specific MDC or less than the associated TPU

Y1 - Chemical Yield is in control at 100-110%. Quantitative Yield is assumed.

Y2 - Chemical Yield outside default limits.

LT - Result is less than Requested MDC, greater than sample specific MDC.

M3 - The requested MDC was not met, but the reported activity is greater than the reported MDC.

M - The requested MDC was not met.

SQ - Spectral quality prevents accurate quantitation.

SI - Nuclide identification and/or quantitation is tentative.

TI - Nuclide identification is tentative.

R - Nuclide has exceeded 8 halflives.

G - Sample density differs by more than 15% of LCS density.

Abbreviations:

TPU - Total Propagated Uncertainty (see PAI SOP 743)

MDC - Minimum Detectable Concentration (see PAI SOP 709)

BDL - Below Detection Limit

Data Package ID: *GSS0408174-1*

Gamma Spectroscopy Results

PAI 713 Rev 8

Sample Results

Lab Name: Paragon Analytics
Work Order Number: 0408174
Client Name: New World Technologies
ClientProject ID: Ravenna GA00563

Field ID: SU3-RCS-3
Lab ID: 0408174-5

Library: FANP

Sample Matrix: SOIL
Prep SOP: PAI 739 Rev 8
Date Collected: 04-Aug-04
Date Prepared: 10-Sep-04
Date Analyzed: 27-Sep-04

Prep Batch: GS040910-5
QCBatchID: GS040910-5-1
Run ID: gs040910-5a
Count Time: 30 minutes
Report Basis: Dry Weight

Final Aliquot: 317 g
Prep Basis: Dry Weight
Moisture(%): NA
Result Units: pCi/g
File Name: 040437D09A

CASNO	Target Nuclide	Result +/- 2 s TPU	MDC	Lab Qualifier
10045-97-3	Cs-137	0.005 +/- 0.064	0.117	U,G
14683-23-9	Eu-152	-0.12 +/- 0.35	0.72	U,G
15585-10-1	Eu-154	0 +/- 0.29	0.57	U,G
14391-16-3	Eu-155	-0.07 +/- 0.26	0.47	U,G
14596-12-4	Fe-59	-0.13 +/- 0.24	0.51	U,G
10043-66-0	I-131	0 +/- 5.0	9.2	U,G
13966-00-2	K-40	5.0 +/- 1.7	1.8	G
13966-31-9	Mn-54	0.016 +/- 0.072	0.130	U,G
13966-32-0	Na-22	0.005 +/- 0.072	0.137	U,G
14681-63-1	Nb-94	0 +/- 0.062	0.113	U,G
13967-76-5	Nb-95	-0.027 +/- 0.085	0.172	U,G
15100-28-4	Pa-234m	-2.1 +/- 7.2	15.5	U,G
15092-94-1	Pb-212	0.87 +/- 0.22	0.24	G
15067-28-4	Pb-214	0.23 +/- 0.13	0.26	U,G,J
13967-48-1	Ru-106	-0.59 +/- 0.63	1.29	U,G

Comments:

Qualifiers/Flags:

U - Result is less than the sample specific MDC or less than the associated TPU

Y1 - Chemical Yield is in control at 100-110%. Quantitative Yield is assumed.

Y2 - Chemical Yield outside default limits.

LT - Result is less than Requested MDC, greater than sample specific MDC.

M3 - The requested MDC was not met, but the reported activity is greater than the reported MDC.

M - The requested MDC was not met.

SQ - Spectral quality prevents accurate quantitation.

SI - Nuclide identification and/or quantitation is tentative.

TI - Nuclide identification is tentative.

R - Nuclide has exceeded 8 halflives.

G - Sample density differs by more than 15% of LCS density.

Abbreviations:

TPU - Total Propagated Uncertainty (see PAI SOP 743)

MDC - Minimum Detectable Concentration (see PAI SOP 709)

BDL - Below Detection Limit

Data Package ID: *GSS0408174-1*

Gamma Spectroscopy Results

PAI 713 Rev 8

Sample Results

Lab Name: Paragon Analytics
Work Order Number: 0408174
Client Name: New World Technologies
ClientProject ID: Ravenna GA00563

Field ID: SU3-RCS-3
Lab ID: 0408174-5

Library: FANP

Sample Matrix: SOIL
Prep SOP: PAI 739 Rev 8
Date Collected: 04-Aug-04
Date Prepared: 10-Sep-04
Date Analyzed: 27-Sep-04

Prep Batch: GS040910-5
QCBatchID: GS040910-5-1
Run ID: gs040910-5a
Count Time: 30 minutes
Report Basis: Dry Weight

Final Aliquot: 317 g
Prep Basis: Dry Weight
Moisture(%): NA
Result Units: pCi/g
File Name: 040437D09A

CASNO	Target Nuclide	Result +/- 2 s TPU	MDC	Lab Qualifier
14683-10-4	Sb-124	0.01 +/- 0.11	0.20	U,G
14234-35-6	Sb-125	-0.01 +/- 0.16	0.30	U,G
13967-63-0	Sc-46	0.017 +/- 0.091	0.167	U,G
15623-47-9	Th-227	-0.49 +/- 0.63	1.18	U,G
15065-10-8	Th-234	0.6 +/- 1.6	2.7	U,G
14913-50-9	Tl-208	0.293 +/- 0.094	0.095	G
15117-96-1	U-235	-0.02 +/- 0.38	0.67	U,G
13982-39-3	Zn-65	-0.11 +/- 0.20	0.40	U,G

Comments:

Qualifiers/Flags:

U - Result is less than the sample specific MDC or less than the associated TPU

Y1 - Chemical Yield is in control at 100-110%. Quantitative Yield is assumed.

Y2 - Chemical Yield outside default limits.

LT - Result is less than Requested MDC, greater than sample specific MDC.

M3 - The requested MDC was not met, but the reported activity is greater than the reported MDC.

M - The requested MDC was not met.

SQ - Spectral quality prevents accurate quantitation.

SI - Nuclide identification and/or quantitation is tentative.

TI - Nuclide identification is tentative.

R - Nuclide has exceeded 8 halflives.

G - Sample density differs by more than 15% of LCS density.

Abbreviations:

TPU - Total Propagated Uncertainty (see PAI SOP 743)

MDC - Minimum Detectable Concentration (see PAI SOP 709)

BDL - Below Detection Limit

Data Package ID: *GSS0408174-1*

Gamma Spectroscopy Results

PAI 713 Rev 8

Sample Results

Lab Name: Paragon Analytics
Work Order Number: 0408174
Client Name: New World Technologies
ClientProject ID: Ravenna GA00563

Field ID: SU3-RCS-4
Lab ID: 0408174-6

Library: FANP

Sample Matrix: SOIL
Prep SOP: PAI 739 Rev 8
Date Collected: 04-Aug-04
Date Prepared: 10-Sep-04
Date Analyzed: 27-Sep-04

Prep Batch: GS040910-5
QCBatchID: GS040910-5-1
Run ID: gs040910-5a
Count Time: 30 minutes
Report Basis: Dry Weight

Final Aliquot: 317 g
Prep Basis: Dry Weight
Moisture(%): NA
Result Units: pCi/g
File Name: 042318D01A

CASNO	Target Nuclide	Result +/- 2 s TPU	MDC	Lab Qualifier
14331-83-0	Ac-228	0.35 +/- 0.40	0.64	U,G
14391-76-5	Ag-110m	-0.007 +/- 0.069	0.135	U,G
14682-66-7	Al-26	-0.018 +/- 0.092	0.198	U,G
14596-10-2	Am-241	-0.18 +/- 0.48	0.92	U,G
13966-02-4	Be-7	0.37 +/- 0.89	1.58	U,G
14913-49-6	Bi-212	0.5 +/- 1.2	2.1	U,G
14733-03-0	Bi-214	0.38 +/- 0.20	0.25	G,J
13982-30-4	Ce-139	-0.003 +/- 0.063	0.113	U,G
14762-78-8	Ce-144	0.01 +/- 0.34	0.61	U,G
14093-03-9	Co-56	0.21 +/- 0.19	0.27	U,G
13981-50-5	Co-57	-0.019 +/- 0.041	0.079	U,G
13981-38-9	Co-58	-0.06 +/- 0.11	0.23	U,G
10198-40-0	Co-60	-0.024 +/- 0.086	0.180	U,G
14392-02-0	Cr-51	-0.9 +/- 1.6	3.2	U,G
13967-70-9	Cs-134	0.012 +/- 0.080	0.146	U,G

Comments:

Qualifiers/Flags:

U - Result is less than the sample specific MDC or less than the associated TPU

Y1 - Chemical Yield is in control at 100-110%. Quantitative Yield is assumed.

Y2 - Chemical Yield outside default limits.

LT - Result is less than Requested MDC, greater than sample specific MDC.

M3 - The requested MDC was not met, but the reported activity is greater than the reported MDC.

M - The requested MDC was not met.

SQ - Spectral quality prevents accurate quantitation.

SI - Nuclide identification and/or quantitation is tentative.

TI - Nuclide identification is tentative.

R - Nuclide has exceeded 8 halflives.

G - Sample density differs by more than 15% of LCS density.

Abbreviations:

TPU - Total Propagated Uncertainty (see PAI SOP 743)

MDC - Minimum Detectable Concentration (see PAI SOP 709)

BDL - Below Detection Limit

Data Package ID: *GSS0408174-1*

Gamma Spectroscopy Results

PAI 713 Rev 8

Sample Results

Lab Name: Paragon Analytics
Work Order Number: 0408174
Client Name: New World Technologies
ClientProject ID: Ravenna GA00563

Field ID: SU3-RCS-4
Lab ID: 0408174-6

Library: FANP

Sample Matrix: SOIL
Prep SOP: PAI 739 Rev 8
Date Collected: 04-Aug-04
Date Prepared: 10-Sep-04
Date Analyzed: 27-Sep-04

Prep Batch: GS040910-5
QCBatchID: GS040910-5-1
Run ID: gs040910-5a
Count Time: 30 minutes
Report Basis: Dry Weight

Final Aliquot: 317 g
Prep Basis: Dry Weight
Moisture(%): NA
Result Units: pCi/g
File Name: 042318D01A

CASNO	Target Nuclide	Result +/- 2 s TPU	MDC	Lab Qualifier
10045-97-3	Cs-137	-0.024 +/- 0.075	0.150	U,G
14683-23-9	Eu-152	0.09 +/- 0.28	0.54	U,G
15585-10-1	Eu-154	-0.24 +/- 0.37	0.83	U,G
14391-16-3	Eu-155	-0.06 +/- 0.19	0.36	U,G
14596-12-4	Fe-59	-0.13 +/- 0.21	0.51	U,G
10043-66-0	I-131	0.2 +/- 6.6	12.0	U,G
13966-00-2	K-40	4.7 +/- 1.7	1.6	G
13966-31-9	Mn-54	-0.024 +/- 0.063	0.136	U,G
13966-32-0	Na-22	-0.036 +/- 0.088	0.187	U,G
14681-63-1	Nb-94	-0.010 +/- 0.076	0.145	U,G
13967-76-5	Nb-95	-0.09 +/- 0.13	0.27	U,G
15100-28-4	Pa-234m	2.8 +/- 8.1	15.3	U,G
15092-94-1	Pb-212	0.73 +/- 0.19	0.19	G
15067-28-4	Pb-214	0.20 +/- 0.13	0.18	G,J
13967-48-1	Ru-106	0.13 +/- 0.70	1.28	U,G

Comments:

Qualifiers/Flags:

U - Result is less than the sample specific MDC or less than the associated TPU

Y1 - Chemical Yield is in control at 100-110%. Quantitative Yield is assumed.

Y2 - Chemical Yield outside default limits.

LT - Result is less than Requested MDC, greater than sample specific MDC.

M3 - The requested MDC was not met, but the reported activity is greater than the reported MDC.

M - The requested MDC was not met.

SQ - Spectral quality prevents accurate quantitation.

SI - Nuclide identification and/or quantitation is tentative.

TI - Nuclide identification is tentative.

R - Nuclide has exceeded 8 halflives.

G - Sample density differs by more than 15% of LCS density.

Abbreviations:

TPU - Total Propagated Uncertainty (see PAI SOP 743)

MDC - Minimum Detectable Concentration (see PAI SOP 709)

BDL - Below Detection Limit

Data Package ID: *GSS0408174-1*

Gamma Spectroscopy Results

PAI 713 Rev 8

Sample Results

Lab Name: Paragon Analytics
Work Order Number: 0408174
Client Name: New World Technologies
ClientProject ID: Ravenna GA00563

Field ID: SU3-RCS-4
Lab ID: 0408174-6

Library: FANP

Sample Matrix: SOIL
Prep SOP: PAI 739 Rev 8
Date Collected: 04-Aug-04
Date Prepared: 10-Sep-04
Date Analyzed: 27-Sep-04

Prep Batch: GS040910-5
QCBatchID: GS040910-5-1
Run ID: gs040910-5a
Count Time: 30 minutes
Report Basis: Dry Weight

Final Aliquot: 317 g
Prep Basis: Dry Weight
Moisture(%): NA
Result Units: pCi/g
File Name: 042318D01A

CASNO	Target Nuclide	Result +/- 2 s TPU	MDC	Lab Qualifier
14683-10-4	Sb-124	-0.02 +/- 0.15	0.27	U,G
14234-35-6	Sb-125	-0.01 +/- 0.16	0.30	U,G
13967-63-0	Sc-46	-0.059 +/- 0.079	0.188	U,G
15623-47-9	Th-227	-0.21 +/- 0.59	1.08	U,G
15065-10-8	Th-234	-0.8 +/- 1.2	2.3	U,G
14913-50-9	Tl-208	0.26 +/- 0.12	0.14	G
15117-96-1	U-235	-0.12 +/- 0.33	0.61	U,G
13982-39-3	Zn-65	-0.15 +/- 0.21	0.45	U,G

Comments:

Qualifiers/Flags:

U - Result is less than the sample specific MDC or less than the associated TPU

Y1 - Chemical Yield is in control at 100-110%. Quantitative Yield is assumed.

Y2 - Chemical Yield outside default limits.

LT - Result is less than Requested MDC, greater than sample specific MDC.

M3 - The requested MDC was not met, but the reported activity is greater than the reported MDC.

M - The requested MDC was not met.

SQ - Spectral quality prevents accurate quantitation.

SI - Nuclide identification and/or quantitation is tentative.

TI - Nuclide identification is tentative.

R - Nuclide has exceeded 8 halflives.

G - Sample density differs by more than 15% of LCS density.

Abbreviations:

TPU - Total Propagated Uncertainty (see PAI SOP 743)

MDC - Minimum Detectable Concentration (see PAI SOP 709)

BDL - Below Detection Limit

Data Package ID: *GSS0408174-1*

Gamma Spectroscopy Results

PAI 713 Rev 8

Sample Results

Lab Name: Paragon Analytics
Work Order Number: 0408174
Client Name: New World Technologies
ClientProject ID: Ravenna GA00563

Field ID: SU3-RCS-5
Lab ID: 0408174-7

Library: FANP

Sample Matrix: SOIL
Prep SOP: PAI 739 Rev 8
Date Collected: 04-Aug-04
Date Prepared: 10-Sep-04
Date Analyzed: 27-Sep-04

Prep Batch: GS040910-5
QCBatchID: GS040910-5-1
Run ID: gs040910-5a
Count Time: 30 minutes
Report Basis: Dry Weight

Final Aliquot: 343 g
Prep Basis: Dry Weight
Moisture(%): NA
Result Units: pCi/g
File Name: 041601D03A

CASNO	Target Nuclide	Result +/- 2 s TPU	MDC	Lab Qualifier
14331-83-0	Ac-228	0.90 +/- 0.21	0.30	LT,G
14391-76-5	Ag-110m	-0.032 +/- 0.040	0.078	U,G
14682-66-7	Al-26	-0.009 +/- 0.039	0.077	U,G
14596-10-2	Am-241	-0.31 +/- 0.31	0.57	U,G
13966-02-4	Be-7	-0.38 +/- 0.66	1.21	U,G
14913-49-6	Bi-212	0.32 +/- 0.69	1.17	U,G
14733-03-0	Bi-214	0.37 +/- 0.12	0.17	G,J
13982-30-4	Ce-139	-0.022 +/- 0.046	0.082	U,G
14762-78-8	Ce-144	-0.24 +/- 0.30	0.55	U,G
14093-03-9	Co-56	0.03 +/- 0.12	0.21	U,G
13981-50-5	Co-57	0.008 +/- 0.040	0.068	U,G
13981-38-9	Co-58	-0.025 +/- 0.062	0.117	U,G
10198-40-0	Co-60	0.009 +/- 0.044	0.079	U,G
14392-02-0	Cr-51	0.4 +/- 1.2	2.0	U,G
13967-70-9	Cs-134	0.064 +/- 0.045	0.069	U,G

Comments:

Qualifiers/Flags:

U - Result is less than the sample specific MDC or less than the associated TPU

Y1 - Chemical Yield is in control at 100-110%. Quantitative Yield is assumed.

Y2 - Chemical Yield outside default limits.

LT - Result is less than Requested MDC, greater than sample specific MDC.

M3 - The requested MDC was not met, but the reported activity is greater then the reported MDC.

M - The requested MDC was not met.

SQ - Spectral quality prevents accurate quantitation.

SI - Nuclide identification and/or quantitation is tentative.

TI - Nuclide identification is tentative.

R - Nuclide has exceeded 8 halflives.

G - Sample density differs by more than 15% of LCS density.

Abbreviations:

TPU - Total Propagated Uncertainty (see PAI SOP 743)

MDC - Minimum Detectable Concentration (see PAI SOP 708)

BDL - Below Detection Limit

Data Package ID: *GSS0408174-1*

Gamma Spectroscopy Results

PAI 713 Rev 8

Sample Results

Lab Name: Paragon Analytics
Work Order Number: 0408174
Client Name: New World Technologies
ClientProject ID: Ravenna GA00563

Field ID: SU3-RCS-5
Lab ID: 0408174-7

Library: FANP

Sample Matrix: SOIL
Prep SOP: PAI 739 Rev 8
Date Collected: 04-Aug-04
Date Prepared: 10-Sep-04
Date Analyzed: 27-Sep-04

Prep Batch: GS040910-5
QCBatchID: GS040910-5-1
Run ID: gs040910-5a
Count Time: 30 minutes
Report Basis: Dry Weight

Final Aliquot: 343 g
Prep Basis: Dry Weight
Moisture(%): NA
Result Units: pCi/g
File Name: 041601D03A

CASNO	Target Nuclide	Result +/- 2 s TPU	MDC	Lab Qualifier
10045-97-3	Cs-137	0.042 +/- 0.042	0.066	U,G
14683-23-9	Eu-152	0.08 +/- 0.18	0.32	U,G
15585-10-1	Eu-154	0.12 +/- 0.22	0.38	U,G
14391-16-3	Eu-155	-0.05 +/- 0.17	0.29	U,G
14596-12-4	Fe-59	-0.01 +/- 0.16	0.30	U,G
10043-66-0	I-131	-0.9 +/- 3.8	6.9	U,G
13966-00-2	K-40	6.1 +/- 1.3	1.1	G
13966-31-9	Mn-54	0.002 +/- 0.042	0.076	U,G
13966-32-0	Na-22	0.014 +/- 0.049	0.085	U,G
14681-63-1	Nb-94	-0.026 +/- 0.042	0.079	U,G
13967-76-5	Nb-95	0.031 +/- 0.070	0.120	U,G
15100-28-4	Pa-234m	0.7 +/- 7.1	12.6	U,G
15092-94-1	Pb-212	1.00 +/- 0.18	0.16	G
15067-28-4	Pb-214	0.297 +/- 0.095	0.137	G,J
13967-48-1	Ru-106	-0.17 +/- 0.44	0.80	U,G

Comments:

Qualifiers/Flags:

U - Result is less than the sample specific MDC or less than the associated TPU

Y1 - Chemical Yield is in control at 100-110%. Quantitative Yield is assumed.

Y2 - Chemical Yield outside default limits.

LT - Result is less than Requested MDC, greater than sample specific MDC.

M3 - The requested MDC was not met, but the reported activity is greater than the reported MDC.

M - The requested MDC was not met.

SQ - Spectral quality prevents accurate quantitation.

SI - Nuclide identification and/or quantitation is tentative.

TI - Nuclide identification is tentative.

R - Nuclide has exceeded 8 halflives.

G - Sample density differs by more than 15% of LCS density.

Abbreviations:

TPU - Total Propagated Uncertainty (see PAI SOP 743)

MDC - Minimum Detectable Concentration (see PAI SOP 709)

BDL - Below Detection Limit

Data Package ID: *GSS0408174-1*

Gamma Spectroscopy Results

PAI 713 Rev 8

Sample Results

Lab Name: Paragon Analytics
Work Order Number: 0408174
Client Name: New World Technologies
ClientProject ID: Ravenna GA00563

Field ID: SU3-RCS-5
Lab ID: 0408174-7

Library: FANP

Sample Matrix: SOIL
Prep SOP: PAI 739 Rev 8
Date Collected: 04-Aug-04
Date Prepared: 10-Sep-04
Date Analyzed: 27-Sep-04

Prep Batch: GS040910-5
QCBatchID: GS040910-5-1
Run ID: gs040910-5a
Count Time: 30 minutes
Report Basis: Dry Weight

Final Aliquot: 343 g
Prep Basis: Dry Weight
Moisture(%): NA
Result Units: pCi/g
File Name: 041601D03A

CASNO	Target Nuclide	Result +/- 2 s TPU	MDC	Lab Qualifier
14683-10-4	Sb-124	0.130 +/- 0.085	0.128	G,TI
14234-35-6	Sb-125	0.080 +/- 0.097	0.175	U,G
13967-63-0	Sc-46	-0.023 +/- 0.056	0.106	U,G
15623-47-9	Th-227	-1.36 +/- 0.57	1.06	U,G
15065-10-8	Th-234	0.43 +/- 0.76	1.27	U,G
14913-50-9	Tl-208	0.183 +/- 0.065	0.084	G
15117-96-1	U-235	-0.04 +/- 0.27	0.48	U,G
13982-39-3	Zn-65	-0.080 +/- 0.088	0.178	U,G

Comments:

Qualifiers/Flags:

U - Result is less than the sample specific MDC or less than the associated TPU

Y1 - Chemical Yield is in control at 100-110%. Quantitative Yield is assumed.

Y2 - Chemical Yield outside default limits.

LT - Result is less than Requested MDC, greater than sample specific MDC.

M3 - The requested MDC was not met, but the reported activity is greater than the reported MDC.

M - The requested MDC was not met.

SQ - Spectral quality prevents accurate quantitation.

SI - Nuclide identification and/or quantitation is tentative.

TI - Nuclide identification is tentative.

R - Nuclide has exceeded 8 halflives.

G - Sample density differs by more than 15% of LCS density.

Abbreviations:

TPU - Total Propagated Uncertainty (see PAI SOP 743)

MDC - Minimum Detectable Concentration (see PAI SOP 709)

BDL - Below Detection Limit

Data Package ID: *GSS0408174-1*

Gamma Spectroscopy Results

PAI 713 Rev 8

Sample Results

Lab Name: Paragon Analytics
Work Order Number: 0408174
Client Name: New World Technologies
ClientProject ID: Ravenna GA00563

Field ID: SU3-RCS-6
Lab ID: 0408174-8

Library: FANP

Sample Matrix: SOIL
Prep SOP: PAI 739 Rev 8
Date Collected: 04-Aug-04
Date Prepared: 10-Sep-04
Date Analyzed: 27-Sep-04

Prep Batch: GS040910-5
QCBatchID: GS040910-5-1
Run ID: gs040910-5a
Count Time: 30 minutes
Report Basis: Dry Weight

Final Aliquot: 343 g
Prep Basis: Dry Weight
Moisture(%): NA
Result Units: pCi/g
File Name: 040481D05A

CASNO	Target Nuclide	Result +/- 2 s TPU	MDC	Lab Qualifier
14331-83-0	Ac-228	1.84 +/- 0.42	0.52	G
14391-76-5	Ag-110m	-0.109 +/- 0.091	0.185	U,G
14682-66-7	Al-26	-0.024 +/- 0.058	0.134	U,G
14596-10-2	Am-241	0.18 +/- 0.64	1.11	U,G
13966-02-4	Be-7	-0.2 +/- 1.1	2.0	U,G
14913-49-6	Bi-212	1.9 +/- 1.4	2.0	U,G
14733-03-0	Bi-214	0.65 +/- 0.23	0.26	G,J
13982-30-4	Ce-139	-0.024 +/- 0.069	0.125	U,G
14762-78-8	Ce-144	0.09 +/- 0.44	0.75	U,G
14093-03-9	Co-56	0.11 +/- 0.20	0.34	U,G
13981-50-5	Co-57	-0.067 +/- 0.055	0.106	U,G
13981-38-9	Co-58	-0.001 +/- 0.093	0.178	U,G
10198-40-0	Co-60	0.052 +/- 0.056	0.083	U,G
14392-02-0	Cr-51	1.7 +/- 1.8	2.9	U,G
13967-70-9	Cs-134	0.02 +/- 0.10	0.17	U,G

Comments:

Qualifiers/Flags:

U - Result is less than the sample specific MDC or less than the associated TPU

Y1 - Chemical Yield is in control at 100-110%. Quantitative Yield is assumed.

Y2 - Chemical Yield outside default limits.

LT - Result is less than Requested MDC, greater than sample specific MDC.

M3 - The requested MDC was not met, but the reported activity is greater than the reported MDC.

M - The requested MDC was not met.

SQ - Spectral quality prevents accurate quantitation.

SI - Nuclide identification and/or quantitation is tentative.

TI - Nuclide identification is tentative.

R - Nuclide has exceeded 8 halflives.

G - Sample density differs by more than 15% of LCS density.

Abbreviations:

TPU - Total Propagated Uncertainty (see PAI SOP 743)

MDC - Minimum Detectable Concentration (see PAI SOP 709)

BDL - Below Detection Limit

Data Package ID: *GSS0408174-1*

Gamma Spectroscopy Results

PAI 713 Rev 8

Sample Results

Lab Name: Paragon Analytics
Work Order Number: 0408174
Client Name: New World Technologies
ClientProject ID: Ravenna GA00563

Field ID: SU3-RCS-6
Lab ID: 0408174-8

Library: FANP

Sample Matrix: SOIL
Prep SOP: PAI 739 Rev 8
Date Collected: 04-Aug-04
Date Prepared: 10-Sep-04
Date Analyzed: 27-Sep-04

Prep Batch: GS040910-5
QCBatchID: GS040910-5-1
Run ID: gs040910-5a
Count Time: 30 minutes
Report Basis: Dry Weight

Final Aliquot: 343 g
Prep Basis: Dry Weight
Moisture(%): NA
Result Units: pCi/g
File Name: 040481D05A

CASNO	Target Nuclide	Result +/- 2 s TPU	MDC	Lab Qualifier
10045-97-3	Cs-137	0.088 +/- 0.090	0.143	U,G
14683-23-9	Eu-152	0.25 +/- 0.27	0.41	U,G
15585-10-1	Eu-154	-0.28 +/- 0.36	0.78	U,G
14391-16-3	Eu-155	0.06 +/- 0.24	0.42	U,G
14596-12-4	Fe-59	0.03 +/- 0.25	0.48	U,G
10043-66-0	I-131	-0.4 +/- 6.5	11.9	U,G
13966-00-2	K-40	5.6 +/- 1.6	1.4	G
13966-31-9	Mn-54	0.072 +/- 0.083	0.134	U,G
13966-32-0	Na-22	-0.048 +/- 0.081	0.169	U,G
14681-63-1	Nb-94	-0.020 +/- 0.075	0.141	U,G
13967-76-5	Nb-95	0 +/- 0.11	0.21	U,G
15100-28-4	Pa-234m	3 +/- 11	19	U,G
15092-94-1	Pb-212	2.22 +/- 0.37	0.24	G
15067-28-4	Pb-214	0.48 +/- 0.16	0.23	G,J
13967-48-1	Ru-106	-0.61 +/- 0.75	1.49	U,G

Comments:

Qualifiers/Flags:

U - Result is less than the sample specific MDC or less than the associated TPU

Y1 - Chemical Yield is in control at 100-110%. Quantitative Yield is assumed.

Y2 - Chemical Yield outside default limits.

LT - Result is less than Requested MDC, greater than sample specific MDC.

M3 - The requested MDC was not met, but the reported activity is greater than the reported MDC.

M - The requested MDC was not met.

SQ - Spectral quality prevents accurate quantitation.

SI - Nuclide identification and/or quantitation is tentative.

TI - Nuclide identification is tentative.

R - Nuclide has exceeded 8 halflives.

G - Sample density differs by more than 15% of LCS density.

Abbreviations:

TPU - Total Propagated Uncertainty (see PAI SOP 743)

MDC - Minimum Detectable Concentration (see PAI SOP 709)

BDL - Below Detection Limit

Data Package ID: *GSS0408174-1*

Gamma Spectroscopy Results

PAI 713 Rev 8

Sample Results

Lab Name: Paragon Analytics
Work Order Number: 0408174
Client Name: New World Technologies
ClientProject ID: Ravenna GA00563

Field ID: SU3-RCS-6
Lab ID: 0408174-8

Library: FANP

Sample Matrix: SOIL
Prep SOP: PAI 739 Rev 8
Date Collected: 04-Aug-04
Date Prepared: 10-Sep-04
Date Analyzed: 27-Sep-04

Prep Batch: GS040910-5
QCBatchID: GS040910-5-1
Run ID: gs040910-5a
Count Time: 30 minutes
Report Basis: Dry Weight

Final Aliquot: 343 g
Prep Basis: Dry Weight
Moisture(%): NA
Result Units: pCi/g
File Name: 040481D05A

CASNO	Target Nuclide	Result +/- 2 s TPU	MDC	Lab Qualifier
14683-10-4	Sb-124	-0.02 +/- 0.13	0.24	U,G
14234-35-6	Sb-125	0.11 +/- 0.18	0.32	U,G
13967-63-0	Sc-46	0.04 +/- 0.11	0.19	U,G
15623-47-9	Th-227	1 +/- 13	21	U,G
15065-10-8	Th-234	1.2 +/- 1.5	2.5	U,G
14913-50-9	Tl-208	0.69 +/- 0.16	0.12	G
15117-96-1	U-235	-0.38 +/- 0.40	0.75	U,G
13982-39-3	Zn-65	0.01 +/- 0.21	0.39	U,G

Comments:

Qualifiers/Flags:

U - Result is less than the sample specific MDC or less than the associated TPU

Y1 - Chemical Yield is in control at 100-110%. Quantitative Yield is assumed.

Y2 - Chemical Yield outside default limits.

LT - Result is less than Requested MDC, greater than sample specific MDC.

M3 - The requested MDC was not met, but the reported activity is greater than the reported MDC.

M - The requested MDC was not met.

SQ - Spectral quality prevents accurate quantitation.

SI - Nuclide Identification and/or quantitation is tentative.

TI - Nuclide Identification is tentative.

R - Nuclide has exceeded 8 halflives.

G - Sample density differs by more than 15% of LCS density.

Abbreviations:

TPU - Total Propagated Uncertainty (see PAI SOP 743)

MDC - Minimum Detectable Concentration (see PAI SOP 709)

BDL - Below Detection Limit

Data Package ID: *GSS0408174-1*

Gamma Spectroscopy Results

PAI 713 Rev 8

Sample Results

Lab Name: Paragon Analytics
Work Order Number: 0408174
Client Name: New World Technologies
ClientProject ID: Ravenna GA00563

Field ID: SU3-RCS-7
Lab ID: 0408174-9

Sample Matrix: SOIL
Prep SOP: PAI 739 Rev 8
Date Collected: 04-Aug-04
Date Prepared: 10-Sep-04
Date Analyzed: 27-Sep-04

Prep Batch: GS040910-5
QCBatchID: GS040910-5-1
Run ID: gs040910-5a
Count Time: 30 minutes
Report Basis: Dry Weight

Final Aliquot: 318 g
Prep Basis: Dry Weight
Moisture(%): NA
Result Units: pCi/g
File Name: 040745D06A

Library: FANP

CASNO	Target Nuclide	Result +/- 2 s TPU	MDC	Lab Qualifier
14331-83-0	Ac-228	4.09 +/- 0.73	0.62	G
14391-76-5	Ag-110m	-0.15 +/- 0.11	0.22	U,G
14682-66-7	Al-26	0.049 +/- 0.049	0.033	G,TI
14596-10-2	Am-241	-1.4 +/- 1.4	2.6	U,G
13966-02-4	Be-7	0.1 +/- 1.3	2.3	U,G
14913-49-6	Bi-212	4.0 +/- 1.8	2.1	G
14733-03-0	Bi-214	0.82 +/- 0.28	0.32	G,J
13982-30-4	Ce-139	0.014 +/- 0.094	0.161	U,G
14762-78-8	Ce-144	-0.19 +/- 0.61	1.08	U,G
14093-03-9	Co-56	0.04 +/- 0.22	0.41	U,G
13981-50-5	Co-57	0 +/- 0.085	0.148	U,G
13981-38-9	Co-58	0 +/- 0.10	0.20	U,G
10198-40-0	Co-60	-0.013 +/- 0.070	0.148	U,G
14392-02-0	Cr-51	-0.9 +/- 2.6	4.7	U,G
13967-70-9	Cs-134	0.069 +/- 0.079	0.165	U,G

Comments:

Qualifiers/Flags:

U - Result is less than the sample specific MDC or less than the associated TPU.
Y1 - Chemical Yield is in control at 100-110%. Quantitative Yield is assumed.
Y2 - Chemical Yield outside default limits.
LT - Result is less than Requested MDC, greater than sample specific MDC.
M3 - The requested MDC was not met, but the reported activity is greater than the reported MDC.
M - The requested MDC was not met.
SQ - Spectral quality prevents accurate quantitation.
SI - Nuclide identification, and/or quantitation is tentative.
TI - Nuclide identification is tentative.
R - Nuclide has exceeded 8 halflives.
G - Sample density differs by more than 15% of LCS density.

Abbreviations:

TPU - Total Propagated Uncertainty (see PAI SOP 743)
MDC - Minimum Detectable Concentration (see PAI SOP 709)
BDL - Below Detection Limit

Data Package ID: *GSS0408174-1*

Gamma Spectroscopy Results

PAI 713 Rev 8

Sample Results

Lab Name: Paragon Analytics
Work Order Number: 0408174
Client Name: New World Technologies
ClientProject ID: Ravenna GA00563

Field ID: SU3-RCS-7
Lab ID: 0408174-9

Library: FANP

Sample Matrix: SOIL
Prep SOP: PAI 739 Rev 8
Date Collected: 04-Aug-04
Date Prepared: 10-Sep-04
Date Analyzed: 27-Sep-04

Prep Batch: GS040910-5
QCBatchID: GS040910-5-1
Run ID: gs040910-5a
Count Time: 30 minutes
Report Basis: Dry Weight

Final Aliquot: 318 g
Prep Basis: Dry Weight
Moisture(%): NA
Result Units: pCi/g
File Name: 040745D06A

CASNO	Target Nuclide	Result +/- 2 s TPU	MDC	Lab Qualifier
10045-97-3	Cs-137	0.12 +/- 0.10	0.15	U,G
14683-23-9	Eu-152	-0.10 +/- 0.41	0.84	U,G
15585-10-1	Eu-154	0 +/- 0.44	0.85	U,G
14391-16-3	Eu-155	0.29 +/- 0.35	0.57	U,G
14596-12-4	Fe-59	0.13 +/- 0.32	0.56	U,G
10043-66-0	I-131	1.0 +/- 8.3	14.6	U,G
13986-00-2	K-40	5.5 +/- 1.9	2.0	G
13966-31-9	Mn-54	0.09 +/- 0.10	0.16	U,G
13966-32-0	Na-22	-0.029 +/- 0.087	0.180	U,G
14681-63-1	Nb-94	0.016 +/- 0.097	0.172	U,G
13967-76-5	Nb-95	0.24 +/- 0.17	0.24	U,G
15100-28-4	Pa-234m	-5 +/- 15	30	U,G
15092-94-1	Pb-212	4.25 +/- 0.49	0.28	G
15067-28-4	Pb-214	0.86 +/- 0.23	0.30	G,J
13967-48-1	Ru-106	0 +/- 0.82	1.51	U,G

Comments:

Qualifiers/Flags:

U - Result is less than the sample specific MDC or less than the associated TPU.
Y1 - Chemical Yield is in control at 100-110%. Quantitative Yield is assumed.
Y2 - Chemical Yield outside default limits.
LT - Result is less than Requested MDC, greater than sample specific MDC.
M3 - The requested MDC was not met, but the reported activity is greater than the reported MDC.
M - The requested MDC was not met.

Abbreviations:

TPU - Total Propagated Uncertainty (see PAI SOP 743)
MDC - Minimum Detectable Concentration (see PAI SOP 709)
BDL - Below Detection Limit

SQ - Spectral quality prevents accurate quantitation.
S! - Nuclide identification and/or quantitation is tentative.
T! - Nuclide identification is tentative.
R - Nuclide has exceeded 8 half lives.
G - Sample density differs by more than 15% of LCS density.

Data Package ID: *GSS0408174-1*

Gamma Spectroscopy Results

PAI 713 Rev 8

Sample Results

Lab Name: Paragon Analytics
Work Order Number: 0408174
Client Name: New World Technologies
ClientProject ID: Ravenna GA00563

Field ID: SU3-RCS-7
Lab ID: 0408174-9

Library: FANP

Sample Matrix: SOIL
Prep SOP: PAI 739 Rev 8
Date Collected: 04-Aug-04
Date Prepared: 10-Sep-04
Date Analyzed: 27-Sep-04

Prep Batch: GS040910-5
QCBatchID: GS040910-5-1
Run ID: gs040910-5a
Count Time: 30 minutes
Report Basis: Dry Weight

Final Aliquot: 318 g
Prep Basis: Dry Weight
Moisture(%): NA
Result Units: pCi/g
File Name: 040745D06A

CASNO	Target Nuclide	Result +/- 2 s TPU	MDC	Lab Qualifier
14683-10-4	Sb-124	0.09 +/- 0.16	0.27	U,G
14234-35-6	Sb-125	0.02 +/- 0.18	0.36	U,G
13967-63-0	Sc-46	-0.06 +/- 0.11	0.22	U,G
15623-47-9	Th-227	0 +/- 16	27	U,G
15065-10-8	Th-234	2.8 +/- 2.5	3.9	U,G
14913-50-9	Tl-208	1.47 +/- 0.26	0.16	G
15117-96-1	U-235	0.25 +/- 0.58	0.97	U,G
13982-39-3	Zn-65	-0.14 +/- 0.24	0.48	U,G

Comments:

Qualifiers/Flags:

U - Result is less than the sample specific MDC or less than the associated TPU

Y1 - Chemical Yield is in control at 100-110%. Quantitative Yield is assumed.

Y2 - Chemical Yield outside default limits.

LT - Result is less than Requested MDC, greater than sample specific MDC.

M3 - The requested MDC was not met, but the reported activity is greater than the reported MDC.

M - The requested MDC was not met.

SQ - Spectral quality prevents accurate quantitation.

SI - Nuclide identification and/or quantitation is tentative.

TI - Nuclide identification is tentative.

R - Nuclide has exceeded 8 halflives.

G - Sample density differs by more than 15% of LCS density.

Abbreviations:

TPU - Total Propagated Uncertainty (see PAI SOP 743)

MDC - Minimum Detectable Concentration (see PAI SOP 709)

BDL - Below Detection Limit

Data Package ID: *GSS0408174-1*

Gamma Spectroscopy Results

PAI 713 Rev 8

Sample Results

Lab Name: Paragon Analytics
Work Order Number: 0408174
Client Name: New World Technologies
ClientProject ID: Ravenna GA00563

Field ID: SU4-RCS-1
Lab ID: 0408174-10

Library: FANP

Sample Matrix: SOIL
Prep SOP: PAI 739 Rev 8
Date Collected: 04-Aug-04
Date Prepared: 10-Sep-04
Date Analyzed: 27-Sep-04

Prep Batch: GS040910-5
QCBatchID: GS040910-5-1
Run ID: gs040910-5a
Count Time: 30 minutes
Report Basis: Dry Weight

Final Aliquot: 315 g
Prep Basis: Dry Weight
Moisture(%): NA
Result Units: pCi/g
File Name: 042319D01A

CASNO	Target Nuclide	Result +/- 2 s TPU	MDC	Lab Qualifier
14331-83-0	Ac-228	3.88 +/- 0.34	0.76	G
14391-76-5	Ag-110m	-0.11 +/- 0.16	0.30	U,G
14682-66-7	Al-26	-0.06 +/- 0.12	0.25	U,G
14596-10-2	Am-241	-1.4 +/- 1.1	2.0	U,G
13966-02-4	Be-7	0.1 +/- 1.7	2.9	U,G
14913-49-6	Bi-212	3.49 +/- 0.53	3.5	G
14733-03-0	Bi-214	2.64 +/- 0.50	0.40	G,J
13982-30-4	Ce-139	0.01 +/- 0.12	0.21	U,G
14762-78-8	Ce-144	0.04 +/- 0.69	1.18	U,G
14093-03-9	Co-56	0.71 +/- 0.34	0.38	G,TI
13981-50-5	Co-57	0.014 +/- 0.092	0.157	U,G
13981-38-9	Co-58	-0.08 +/- 0.17	0.33	U,G
10198-40-0	Co-60	-0.09 +/- 0.11	0.24	U,G
14392-02-0	Cr-51	-0.1 +/- 3.1	5.4	U,G
13967-70-9	Cs-134	0.21 +/- 0.13	0.19	G,TI

Comments:

Qualifiers/Flags:

U - Result is less than the sample specific MDC or less than the associated TPU.
Y1 - Chemical Yield is in control at 100-110%. Quantitative Yield is assumed.
Y2 - Chemical Yield outside default limits.
LT - Result is less than Requested MDC, greater than sample specific MDC.
M3 - The requested MDC was not met, but the reported activity is greater than the reported MDC.
M - The requested MDC was not met.

SQ - Spectral quality prevents accurate quantitation.
SI - Nuclide identification and/or quantitation is tentative.
TI - Nuclide identification is tentative.
R - Nuclide has exceeded 8 half lives.
G - Sample density differs by more than 15% of LCS density.

Abbreviations:

TPU - Total Propagated Uncertainty (see PAI SOP 743)
MDC - Minimum Detectable Concentration (see PAI SOP 709)
BDL - Below Detection Limit

Data Package ID: *GSS0408174-1*

Gamma Spectroscopy Results

PAI 713 Rev 8

Sample Results

Lab Name: Paragon Analytics
Work Order Number: 0408174
Client Name: New World Technologies
ClientProject ID: Ravenna GA00563

Field ID: SU4-RCS-1
Lab ID: 0408174-10

Sample Matrix: SOIL
Prep SOP: PAI 739 Rev 8
Date Collected: 04-Aug-04
Date Prepared: 10-Sep-04
Date Analyzed: 27-Sep-04

Prep Batch: GS040910-5
QCBatchID: GS040910-5-1
Run ID: gs040910-5a
Count Time: 30 minutes
Report Basis: Dry Weight

Final Aliquot: 315 g
Prep Basis: Dry Weight
Moisture(%): NA
Result Units: pCi/g
File Name: 042319D01A

Library: FANP

CASNO	Target Nuclide	Result +/- 2 s TPU	MDC	Lab Qualifier
10045-97-3	Cs-137	0.15 +/- 0.14	0.23	U,G
14683-23-9	Eu-152	0.09 +/- 0.66	1.20	U,G
15585-10-1	Eu-154	0.38 +/- 0.49	0.79	U,G
14391-16-3	Eu-155	0.30 +/- 0.32	0.52	U,G
14596-12-4	Fe-59	-0.06 +/- 0.49	0.92	U,G
10043-66-0	I-131	6 +/- 11	19	U,G
13966-00-2	K-40	3.3 +/- 1.9	2.6	G
13966-31-9	Mn-54	-0.05 +/- 0.14	0.26	U,G
13966-32-0	Na-22	0.04 +/- 0.12	0.21	U,G
14681-63-1	Nb-94	-0.02 +/- 0.12	0.23	U,G
13967-76-5	Nb-95	0.07 +/- 0.25	0.44	U,G
15100-28-4	Pa-234m	1 +/- 16	30	U,G
15092-94-1	Pb-212	3.73 +/- 0.28	0.35	G
15067-28-4	Pb-214	2.81 +/- 0.47	0.40	G,J
13967-48-1	Ru-106	0.1 +/- 1.2	2.1	U,G

Comments:

Qualifiers/Flags:

U - Result is less than the sample specific MDC or less than the associated TPU.
Y1 - Chemical Yield is in control at 100-110%. Quantitative Yield is assumed.
Y2 - Chemical Yield outside default limits.
LT - Result is less than Requested MDC, greater than sample specific MDC.
M3 - The requested MDC was not met, but the reported activity is greater than the reported MDC.
M - The requested MDC was not met.
SQ - Spectral quality prevents accurate quantitation.
SI - Nuclide identification and/or quantitation is tentative.
TI - Nuclide identification is tentative.
R - Nuclide has exceeded 5 half-lives.
G - Sample density differs by more than 15% of LCS density.

Abbreviations:

TPU - Total Propagated Uncertainty (see PAI SOP 743)
MDC - Minimum Detectable Concentration (see PAI SOP 709)
BDL - Below Detection Limit

Data Package ID: *GSS0408174-1*

Gamma Spectroscopy Results

PAI 713 Rev 8

Sample Results

Lab Name: Paragon Analytics
Work Order Number: 0408174
Client Name: New World Technologies
ClientProject ID: Ravenna GA00563

Field ID: SU4-RCS-1
Lab ID: 0408174-10

Library: FANP

Sample Matrix: SOIL
Prep SOP: PAI 739 Rev 8
Date Collected: 04-Aug-04
Date Prepared: 10-Sep-04
Date Analyzed: 27-Sep-04

Prep Batch: GS040910-5
QCBatchID: GS040910-5-1
Run ID: gs040910-5a
Count Time: 30 minutes
Report Basis: Dry Weight

Final Aliquot: 315 g
Prep Basis: Dry Weight
Moisture(%): NA
Result Units: pCi/g
File Name: 042319D01A

CASNO	Target Nuclide	Result +/- 2 s TPU	MDC	Lab Qualifier
14683-10-4	Sb-124	-0.13 +/- 0.19	0.37	U,G
14234-35-6	Sb-125	0.35 +/- 0.29	0.50	U,G
13967-63-0	Sc-46	-0.07 +/- 0.18	0.34	U,G
15623-47-9	Th-227	-5 +/- 21	35	U,G
15065-10-8	Th-234	7.0 +/- 3.1	4.6	G,TI
14913-50-9	Tl-208	1.80 +/- 0.32	0.22	G
15117-96-1	U-235	-0.16 +/- 0.70	1.22	U,G
13982-39-3	Zn-65	-0.03 +/- 0.58	1.01	U,G

Comments:

Qualifiers/Flags:

U - Result is less than the sample specific MDC or less than the associated TPU
Y1 - Chemical Yield is in control at 100-110%. Quantitative Yield is assumed.
Y2 - Chemical Yield outside default limits.
LT - Result is less than Requested MDC, greater than sample specific MDC.
M3 - The requested MDC was not met, but the reported activity is greater than the reported MDC.
M - The requested MDC was not met.
SQ - Spectral quality prevents accurate quantitation.
SI - Nuclide identification and/or quantitation is tentative.
TI - Nuclide identification is tentative.
R - Nuclide has exceeded 8 half lives.
G - Sample density differs by more than 15% of LCS density.

Abbreviations:

TPU - Total Propagated Uncertainty (see PAI SOP 743)
MDC - Minimum Detectable Concentration (see PAI SOP 709)
BDL - Below Detection Limit

Data Package ID: GSS0408174-1

Gamma Spectroscopy Results

PAI 713 Rev 8

Sample Results

Lab Name: Paragon Analytics
Work Order Number: 0408174
Client Name: New World Technologies
ClientProject ID: Ravenna GA00563

Field ID: SU4-RCS-2
Lab ID: 0408174-11

Library: EANP

Sample Matrix: SOIL
Prep SOP: PAI 739 Rev 8
Date Collected: 04-Aug-04
Date Prepared: 10-Sep-04
Date Analyzed: 27-Sep-04

Prep Batch: GS040910-5
QCBatchID: GS040910-5-1
Run ID: gs040910-5a
Count Time: 30 minutes
Report Basis: Dry Weight

Final Aliquot: 340 g
Prep Basis: Dry Weight
Moisture(%): NA
Result Units: pCi/g
File Name: 041602D03A

CASNO	Target Nuclide	Result +/- 2 s TPU	MDC	Lab Qualifier
14331-83-0	Ac-228	3.76 +/- 0.42	0.37	G
14391-76-5	Ag-110m	-0.06 +/- 0.10	0.18	U,G
14682-66-7	Al-26	0.021 +/- 0.051	0.089	U,G
14596-10-2	Am-241	-0.43 +/- 0.47	0.81	U,G
13966-02-4	Be-7	-0.63 +/- 0.94	1.68	U,G
14913-49-6	Bi-212	3.58 +/- 0.51	1.4	G
14733-03-0	Bi-214	2.28 +/- 0.34	0.22	G,J
13982-30-4	Ce-139	0.018 +/- 0.081	0.136	U,G
14762-78-8	Ce-144	-0.04 +/- 0.48	0.82	U,G
14093-03-9	Co-56	0.36 +/- 0.18	0.26	G,TI
13981-50-5	Co-57	-0.042 +/- 0.065	0.113	U,G
13981-38-9	Co-58	-0.018 +/- 0.083	0.149	U,G
10198-40-0	Co-60	-0.003 +/- 0.059	0.106	U,G
14392-02-0	Cr-51	0.9 +/- 1.7	2.9	U,G
13967-70-9	Cs-134	0.150 +/- 0.074	0.107	G,TI

Comments:

Qualifiers/Flags:

U - Result is less than the sample specific MDC or less than the associated TPU
Y1 - Chemical Yield is in control at 100-110%. Quantitative Yield is assumed.
Y2 - Chemical Yield outside default limits.
LT - Result is less than Requested MDC, greater than sample specific MDC.
M3 - The requested MDC was not met, but the reported activity is greater than the reported MDC.
M - The requested MDC was not met.

SQ - Spectral quality prevents accurate quantitation.
SI - Nuclide identification and/or quantitation is tentative.
TI - Nuclide identification is tentative.
R - Nuclide has exceeded 8 halflives.
G - Sample density differs by more than 15% of LCS density.

Abbreviations:

TPU - Total Propagated Uncertainty (see PAI SOP 743)
MDC - Minimum Detectable Concentration (see PAI SOP 709)
BDL - Below Detection Limit

Data Package ID: *GSS0408174-1*

Gamma Spectroscopy Results

PAI 713 Rev 8

Sample Results

Lab Name: Paragon Analytics
Work Order Number: 0408174
Client Name: New World Technologies
ClientProject ID: Ravenna GA00563

Field ID: SU4-RCS-2
Lab ID: 0408174-11

Library: FANP

Sample Matrix: SOIL
Prep SOP: PAI 739 Rev 8
Date Collected: 04-Aug-04
Date Prepared: 10-Sep-04
Date Analyzed: 27-Sep-04

Prep Batch: GS040910-5
QCBatchID: GS040910-5-1
Run ID: gs040910-5a
Count Time: 30 minutes
Report Basis: Dry Weight

Final Aliquot: 340 g
Prep Basis: Dry Weight
Moisture(%): NA
Result Units: pCi/g
File Name: 041602D03A

CASNO	Target Nuclide	Result +/- 2 s TPU	MDC	Lab Qualifier
10045-97-3	Cs-137	0.120 +/- 0.063	0.092	G
14683-23-9	Eu-152	-0.02 +/- 0.29	0.52	U,G
15585-10-1	Eu-154	-0.20 +/- 0.27	0.52	U,G
14391-16-3	Eu-155	0.04 +/- 0.27	0.46	U,G
14596-12-4	Fe-59	-0.20 +/- 0.23	0.44	U,G
10043-66-0	I-131	2.2 +/- 5.9	9.9	U,G
13966-00-2	K-40	6.6 +/- 1.4	1.2	G
13966-31-9	Mn-54	-0.020 +/- 0.070	0.125	U,G
13966-32-0	Na-22	-0.025 +/- 0.060	0.112	U,G
14681-63-1	Nb-94	0.002 +/- 0.060	0.105	U,G
13967-76-5	Nb-95	-0.13 +/- 0.16	0.28	U,G
15100-28-4	Pa-234m	2.8 +/- 8.7	15.0	U,G
15092-94-1	Pb-212	3.65 +/- 0.47	0.23	G
15067-28-4	Pb-214	2.72 +/- 0.37	0.24	G,J
13967-48-1	Ru-106	0.22 +/- 0.58	0.99	U,G

Comments:

Qualifiers/Flags:

U - Result is less than the sample specific MDC or less than the associated TPU

Y1 - Chemical Yield is in control at 100-110%. Quantitative Yield is assumed.

Y2 - Chemical Yield outside default limits.

LT - Result is less than Requested MDC, greater than sample specific MDC.

M3 - The requested MDC was not met, but the reported activity is greater than the reported MDC.

M - The requested MDC was not met.

SC - Spectral quality prevents accurate quantitation.

SI - Nuclide identification and/or quantitation is tentative.

TI - Nuclide identification is tentative.

R - Nuclide has exceeded 8 halflives.

G - Sample density differs by more than 15% of LCS density.

Abbreviations:

TPU - Total Propagated Uncertainty (see PAI SOP 743)

MDC - Minimum Detectable Concentration (see PAI SOP 709)

BDL - Below Detection Limit

Data Package ID: *GSS0408174-1*

Gamma Spectroscopy Results

PAI 713 Rev 8

Sample Results

Lab Name: Paragon Analytics
Work Order Number: 0408174
Client Name: New World Technologies
ClientProject ID: Ravenna GA00563

Field ID: SU4-RCS-2
Lab ID: 0408174-11

Library: FANP

Sample Matrix: SOIL
Prep SOP: PAI 739 Rev 8
Date Collected: 04-Aug-04
Date Prepared: 10-Sep-04
Date Analyzed: 27-Sep-04

Prep Batch: GS040910-5
QCBatchID: GS040910-5-1
Run ID: gs040910-5a
Count Time: 30 minutes
Report Basis: Dry Weight

Final Aliquot: 340 g
Prep Basis: Dry Weight
Moisture(%): NA
Result Units: pCi/g
File Name: 041602D03A

CASNO	Target Nuclide	Result +/- 2 s TPU	MDC	Lab Qualifier
14683-10-4	Sb-124	0 +/- 0.11	0.19	U,G
14234-35-6	Sb-125	0.15 +/- 0.16	0.28	U,G
13967-63-0	Sc-46	-0.045 +/- 0.085	0.156	U,G
15623-47-9	Th-227	4 +/- 13	21	U,G
15065-10-8	Th-234	5.5 +/- 1.8	2.5	G,TI
14913-50-9	Tl-208	1.39 +/- 0.20	0.11	G
15117-96-1	U-235	-0.04 +/- 0.45	0.76	U,G
13982-39-3	Zn-65	-0.04 +/- 0.20	0.35	U,G

Comments:

Qualifiers/Flags:

U - Result is less than the sample specific MDC or less than the associated TPU

Y1 - Chemical Yield is in control at 100-110%. Quantitative Yield is assumed.

Y2 - Chemical Yield outside default limits.

LT - Result is less than Requested MDC, greater than sample specific MDC.

M3 - The requested MDC was not met, but the reported activity is greater than the reported MDC.

M - The requested MDC was not met.

SQ - Spectral quality prevents accurate quantitation.

SI - Nuclide identification and/or quantitation is tentative.

TI - Nuclide identification is tentative.

R - Nuclide has exceeded 8 halflives.

G - Sample density differs by more than 15% of LCS density.

Abbreviations:

TPU - Total Propagated Uncertainty (see PAI SOP 743)

MDC - Minimum Detectable Concentration (see PAI SOP 709)

BDL - Below Detection Limit

Data Package ID: *GSS0408174-1*

Gamma Spectroscopy Results

PAI 713 Rev 8

Sample Duplicate Results

Lab Name: Paragon Analytics
Work Order Number: 0408174
Client Name: New World Technologies
ClientProject ID: Ravenna GA00563

Field ID: SU4-RCS-2
Lab ID: 0408174-11DUP

Sample Matrix: SOIL
Prep SOP: PAI 739 Rev 8
Date Collected: 04-Aug-04
Date Prepared: 10-Sep-04
Date Analyzed: 27-Sep-04

Prep Batch: GS040910-5
QCBatchID: GS040910-5-1
Run ID: gs040910-5a
Count Time: 30 minutes
Report Basis: Dry Weight

Final Aliquot: 340 g
Prep Basis: Dry Weight
Moisture(%): NA
Result Units: pCi/g
File Name: 042320D01A

Library: FANP

CASNO	Target Nuclide	Result +/- 2 s TPU	MDC	Lab Qualifier
14331-83-0	Ac-228	3.85 +/- 0.52	0.85	G
14391-76-5	Ag-110m	-0.16 +/- 0.14	0.28	U,G
14682-66-7	Al-26	0.056 +/- 0.084	0.141	U,G
14596-10-2	Am-241	0.35 +/- 0.98	1.65	U,G
13966-02-4	Be-7	1.5 +/- 1.7	2.7	U,G
14913-49-6	Bi-212	3.42 +/- 0.38	3.3	G
14733-03-0	Bi-214	2.98 +/- 0.53	0.41	G,J
13982-30-4	Ce-139	0.09 +/- 0.11	0.18	U,G
14762-78-8	Ce-144	-0.18 +/- 0.71	1.24	U,G
14093-03-9	Co-56	0.32 +/- 0.28	0.41	U,G
13981-50-5	Co-57	-0.064 +/- 0.069	0.160	U,G
13981-38-9	Co-58	-0.22 +/- 0.14	0.30	U,G
10198-40-0	Co-60	0.12 +/- 0.12	0.20	U,G

Comments:

Qualifiers/Flags:

U - Result is less than the sample specific MDC or less than the associated TPU.
Y1 - Chemical Yield is in control at 100-110%. Quantitative yield is assumed.
Y2 - Chemical Yield outside default limits.
LT - Result is less than Requested MDC, greater than sample specific MDC.
M - The requested MDC was not met.
M3 - The requested MDC was not met, but the reported activity is greater than the reported MDC.
W - DER is greater than Warning Limit of 1.42
D - DER is greater than Control Limit of 2.13

SQ - Spectral quality prevents accurate quantitation.
SI - Nuclide identification and/or quantitation is tentative.
TI - Nuclide identification is tentative.
R - Nuclide has exceeded 3 halflives.
G - Sample density differs by more than 15% of LCS density.

Abbreviations:

TPU - Total Propagated Uncertainty (see PAI SOP 743)
MDC - Minimum Detectable Concentration (see PAI SOP 709)
BDL - Below Detection Limit

Data Package ID: *GSS0408174-1*

Gamma Spectroscopy Results

PAI 713 Rev 8

Sample Duplicate Results

Lab Name: Paragon Analytics
Work Order Number: 0408174
Client Name: New World Technologies
ClientProject ID: Ravenna GA00563

Field ID: SU4-RCS-2
Lab ID: 0408174-11DUP

Library: FANP

Sample Matrix: SOIL
Prep SOP: PAI 739 Rev 8
Date Collected: 04-Aug-04
Date Prepared: 10-Sep-04
Date Analyzed: 27-Sep-04

Prep Batch: GS040910-5
QCBatchID: GS040910-5-1
Run ID: gs040910-5a
Count Time: 30 minutes
Report Basis: Dry Weight

Final Aliquot: 340 g
Prep Basis: Dry Weight
Moisture(%): NA
Result Units: pCi/g
File Name: 042320D01A

CASNO	Target Nuclide	Result +/- 2 s TPU	MDC	Lab Qualifier
14392-02-0	Cr-51	2.5 +/- 2.7	4.4	U,G
13967-70-9	Cs-134	0.1 +/- 1.0	1.7	U,G
10045-97-3	Cs-137	0.17 +/- 0.14	0.23	U,G
14683-23-9	Eu-152	-0.01 +/- 0.57	1.08	U,G
15585-10-1	Eu-154	-0.66 +/- 0.56	1.19	U,G
14391-16-3	Eu-155	0.30 +/- 0.36	0.59	U,G
14596-12-4	Fe-59	-0.15 +/- 0.41	0.81	U,G
10043-66-0	I-131	4 +/- 11	18	U,G
13966-00-2	K-40	4.4 +/- 1.9	2.4	G
13966-31-9	Mn-54	-0.06 +/- 0.15	0.27	U,G
13966-32-0	Na-22	-0.10 +/- 0.12	0.25	U,G
14681-63-1	Nb-94	0.07 +/- 0.12	0.21	U,G
13967-76-5	Nb-95	-0.01 +/- 0.24	0.42	U,G

Comments:

Qualifiers/Flags:

U - Result is less than the sample specific MDC or less than the associated TPU.
Y1 - Chemical Yield is in control at 100-110%. Quantitative yield is assumed.
Y2 - Chemical Yield outside default limits.
LT - Result is less than Requested MDC, greater than sample specific MDC.
M - The requested MDC was not met.
M3 - The requested MDC was not met, but the reported activity is greater than the reported MDC.
W - DER is greater than Warning Limit of 1.42
D - DER is greater than Control Limit of 2.13

SQ - Spectral quality prevents accurate quantitation.
SI - Nuclide identification and/or quantitation is tentative.
TI - Nuclide identification is tentative.
R - Nuclide has exceeded 8 half lives.
G - Sample density differs by more than 15% of LCS density.

Abbreviations:

TPU - Total Propagated Uncertainty (see PAI SOP 743)
MDC - Minimum Detectable Concentration (see PAI SOP 709)
BDL - Below Detection Limit

Data Package ID: *GSS0408174-1*

Gamma Spectroscopy Results

PAI 713 Rev 8

Sample Duplicate Results

Lab Name: Paragon Analytics
Work Order Number: 0408174
Client Name: New World Technologies
ClientProject ID: Ravenna GA00563

Field ID: SU4-RCS-2
Lab ID: 0408174-11DUP

Sample Matrix: SOIL
Prep SOP: PAI 739 Rev 8
Date Collected: 04-Aug-04
Date Prepared: 10-Sep-04
Date Analyzed: 27-Sep-04

Prep Batch: GS040910-5
QCBatchID: GS040910-5-1
Run ID: gs040910-5a
Count Time: 30 minutes
Report Basis: Dry Weight

Final Aliquot: 340 g
Prep Basis: Dry Weight
Moisture(%): NA
Result Units: pCi/g
File Name: 042320D01A

Library: FANP

CASNO	Target Nuclide	Result +/- 2 s TPU	MDC	Lab Qualifier
15100-28-4	Pa-234m	12 +/- 15	25	U,G
15092-94-1	Pb-212	3.62 +/- 0.69	0.29	G
15067-28-4	Pb-214	3.03 +/- 0.48	0.37	G,J
13967-48-1	Ru-106	-0.5 +/- 1.1	2.1	U,G
14683-10-4	Sb-124	0.23 +/- 0.20	0.31	U,G
14234-35-6	Sb-125	0.17 +/- 0.27	0.50	U,G
13967-63-0	Sc-46	-0.04 +/- 0.14	0.27	U,G
15623-47-9	Th-227	3 +/- 15	24	U,G
15065-10-8	Th-234	6.4 +/- 3.2	5.0	G,TI
14913-50-9	Tl-208	1.52 +/- 0.28	0.20	G
15117-96-1	U-235	0.31 +/- 0.67	1.12	U,G
13982-39-3	Zn-65	0 +/- 0.56	0.97	U,G

Comments:

Qualifiers/Flags:

U - Result is less than the sample specific MDC or less than the associated TPU.
Y1 - Chemical Yield is in control at 100-110%. Quantitative yield is assumed.
Y2 - Chemical Yield outside default limits.
LT - Result is less than Requested MDC, greater than sample specific MDC.
M - The requested MDC was not met.
M3 - The requested MDC was not met, but the reported activity is greater than the reported MDC.
W - DER is greater than Warning Limit of 1.42.
D - DER is greater than Control Limit of 2.13

SQ - Spectral quality prevents accurate quantitation.
SI - Nuclide Identification and/or quantitation is tentative.
TI - Nuclide Identification is tentative.
R - Nuclide has exceeded 8 halflives.
G - Sample density differs by more than 15% of LCS density.

Abbreviations:

TPU - Total Propagated Uncertainty (see PAI SOP 743)
MDC - Minimum Detectable Concentration (see PAI SOP 709)
BDL - Below Detection Limit

Data Package ID: *GSS0408174-1*